FCC TEST REPORT
FCC ID: WQ8-DV2141

Report Number ..... :	**ZKT-230914L7169E2**
Date of Test	Aug. 30, 2023 – Sep. 25 2023
Date of issue ..... :	Oct. 17, 2023
Total number of pages	364
Test Result ..... :	PASS
Testing Laboratory ..... :	**Shenzhen ZKT Technology Co., Ltd.**
Address ..... :	1/F, No. 101, Building B, No. 6, Tangwei Community Industrial Avenue, Fuhai Street, Bao'an District, Shenzhen, China
Applicant's name ..... :	**Autel Intelligent Technology Corp., Ltd.**
Address ..... :	Floor 2, Caihong Keji Building, 36 Hi-tech North Six Road, Songpingshan Community, Xili Sub-district, Nanshan District, Shenzhen City, China
Manufacturer's name ..... :	**Autel Intelligent Technology Corp., Ltd.**
Address ..... :	Floor 2, Caihong Keji Building, 36 Hi-tech North Six Road, Songpingshan Community, Xili Sub-district, Nanshan District, Shenzhen City, China
Test specification:	
Standard ..... :	FCC CFR Title 47 Part 15 Subpart C Section 15.247 ANSI C63.10:2013
Test procedure ..... :	/
Non-standard test method ..... :	N/A
Test Report Form No. ..... :	TRF-EL-110_V0
Test Report Form(s) Originator .... :	ZKT Testing
Master TRF ..... :	Dated: 2020-01-06

This device described above has been tested by ZKT, and the test results show that the equipment under test (EUT) is in compliance with the FCC requirements. And it is applicable only to the tested sample identified in the report.
This report shall not be reproduced except in full, without the written approval of ZKT, this document may be altered or revised by ZKT, personal only, and shall be noted in the revision of the document.

Product name ..... :	**ADVANCED DIAGNOSTIC & MEASUREMENT SYSTEM**
Trademark ..... :	AUTEL
Model/Type reference ..... :	MaxiSys Ultra, MaxiSys Ultra EV, MaxiSys Ultra ADAS, MaxiCOM Ultra Lite, MaxiCOM Ultra Lites
Ratings ..... :	Input: 12V⎓ 3A Battery: 3.8V⎓ 18000mAh, 68.4Wh

Testing procedure and testing location:

Testing Laboratory.....:	**Shenzhen ZKT Technology Co., Ltd.**
Address.....:	1/F, No. 101, Building B, No. 6, Tangwei Community Industrial Avenue, Fuhai Street, Bao'an District, Shenzhen, China
Tested by (name + signature).....:	Jim.Liu
Reviewer (name + signature).....:	Alan Zheng
Approved (name + signature).....:	Lake Xie

Table of Contents

	Page
1. VERSION	5
2. SUMMARY OF TEST RESULTS	6
2.1 TEST FACILITY	7
2.2 MEASUREMENT UNCERTAINTY	7
3. GENERAL INFORMATION	8
3.1 GENERAL DESCRIPTION OF EUT	8
3.2 DESCRIPTION OF TEST MODES	9
3.3 BLOCK DIGRAM SHOWING THE CONFIGURATION OF SYSTEM TESTED	10
3.4 DESCRIPTION OF SUPPORT UNITS(CONDUCTED MODE)	10
3.5EQUIPMENTS LIST FOR ALL TEST ITEMS	11
4. EMC EMISSION TEST	13
4.1 CONDUCTED EMISSION MEASUREMENT	13
4.1.1 POWER LINE CONDUCTED EMISSION LIMITS	13
4.1.2 TEST PROCEDURE	13
4.1.3 DEVIATION FROM TEST STANDARD	13
4.1.4 TEST SETUP	14
4.1.5 EUT OPERATING CONDITIONS	14
4.2 RADIATED EMISSION MEASUREMENT	17
4.2.1 RADIATED EMISSION LIMITS	17
4.2.2 TEST PROCEDURE	18
4.2.3 DEVIATION FROM TEST STANDARD	18
4.2.4 TEST SETUP	18
4.2.5 EUT OPERATING CONDITIONS	19
4.2.6 TEST RESULTS	19
5.RADIATED BAND EMISSIONMEASUREMENT	40
5.1 TEST REQUIREMENT:	40
5.2 TEST PROCEDURE	40
5.3 DEVIATION FROM TEST STANDARD	41
5.4 TEST SETUP	41
5.5 EUT OPERATING CONDITIONS	41
5.6 TEST RESULT	41
6.POWER SPECTRAL DENSITY TEST	73
6.1 APPLIED PROCEDURES / LIMIT	73
6.2 TEST PROCEDURE	73
6.3 DEVIATION FROM STANDARD	73
6.4 TEST SETUP	73
6.5 EUT OPERATION CONDITIONS	73

6.6 TEST RESULT 74
7. CHANNEL BANDWIDTH& 99% OCCUPY BANDWIDTH 114
7.1 APPLIED PROCEDURES / LIMIT 114
7.2 TEST PROCEDURE 114
7.3 DEVIATION FROM STANDARD 114
7.4 TEST SETUP 114
7.5 EUT OPERATION CONDITIONS 114
7.6 TEST RESULT 115
8. MAXIMUM CONDUCTED OUTPUT POWER TEST 188
8.1 APPLIED PROCEDURES/LIMIT 188
8.2 TEST PROCEDURE 188
8.3 DEVIATION FROM STANDARD 188
8.4 TEST SETUP 188
8.5 EUT OPERATION CONDITIONS 188
8.6 TEST RESULT 189
9. CONDUCTED BAND EDGE AND SPURIOUS EMISSION 254
9.1 APPLICABLE STANDARD 266
9.2 TEST PROCEDURE 266
9.3 DEVIATION FROM STANDARD 266
9.4 TEST SETUP 266
9.5 EUT OPERATION CONDITIONS 266
9.6 TEST RESULTS 266
10. ANTENNA REQUIREMENT 363
11. TEST SETUP PHOTO 364
12. EUT CONSTRUCTIONAL DETAILS 364

1. VERSION

Report No.	Version	Description	Approved
ZKT-230914L7169E2	Rev.01	Initial issue of report	Oct. 17, 2023

2. SUMMARY OF TEST RESULTS

Test procedures according to the technical standards:

FCC Part15 (15.247) , Subpart C			
Standard Section	Test Item	Result	Remark
FCC part 15.203/15.247 (c)	Antenna requirement	PASS	
FCC part 15.207	AC Power Line Conducted Emission	PASS	
FCC part 15.247 (b)(3)	Maximum Conducted Output Power	PASS	
FCC part 15.247 (a)(2)	Channel Bandwidth& 99% OCB	PASS	
FCC part 15.247 (e)	Power Spectral Density	PASS	
FCC part 15.247(d)	Band Edge	PASS	
FCC part 15.205/15.209	Spurious Emission	PASS	

NOTE:

(1)" N/A" denotes test is not applicable in this Test Report

2.1 TEST FACILITY

Shenzhen ZKT Technology Co., Ltd.
Add. : 1/F, No. 101, Building B, No. 6, Tangwei Community Industrial Avenue, Fuhai Street, Bao'an District, Shenzhen, China

FCC Test Firm Registration Number: 692225
Designation Number: CN1299
IC Registered No.: 27033
CAB identifier: CN0110

2.2 MEASUREMENT UNCERTAINTY

The reported uncertainty of measurement y ± U，where expended uncertainty U is based on a standard uncertainty multiplied by a coverage factor of k=2，providing a level of confidence of approximately 95 %。

No.	Item	Uncertainty
1	3m camber Radiated spurious emission(9KHz-30MHz)	U=4.5dB
2	3m camber Radiated spurious emission(30MHz-1GHz)	U=4.8dB
3	3m chamber Radiated spurious emission(1GHz-6GHz)	U=4.9dB
4	3m chamber Radiated spurious emission(6GHz-40GHz)	U=5.0dB
5	Conducted disturbance	U=3.2dB
6	RF Band Edge	U=1.68dB
7	RF power conducted	U=1.86dB
8	RF conducted Spurious Emission	U=2.2dB
9	RF Occupied Bandwidth	U=1.8KHz
10	RF Power Spectral Density	U=1.75dB
11	humidity uncertainty	U=5.3%
12	Temperature uncertainty	U=0.59℃

3. GENERAL INFORMATION

3.1 GENERAL DESCRIPTION OF EUT

Product Name:		ADVANCED DIAGNOSTIC & MEASUREMENT SYSTEM
Model No.:		MaxiSys Ultra
Series number:		MaxiSys Ultra EV, MaxiSys Ultra ADAS, MaxiCOM Ultra Lite, MaxiCOM Ultra Lites
Model Different.:		All models are same with electrical parameters and internal circuit structure, but only differ in model name. (this information provided by the customer)
Hardware Version:		DV2141_MAIN_V5
Software Version:		V01.01.00
Sample ID		ZKT-230914L7169E-1
Sample(s) Status:		Engineer sample
WiFi Module 1: Samsung S621		
Channel numbers:		802.11b/g/n/ac(VHT20)/ax(HEW20):11 802.11n/ac(VHT40)/ax(HEW40):7
Channel Space:		5MHz
Modulation technology:		802.11g/n-40/ac-40/ax-40: OFDM 802.11b: CCK, DQPSK, BPSK
Antenna Type and Antenna gain:		PIFA Antenna Antenna 1 (CoreWIFI 1): 2.3 dBi Antenna 2 (CoreWIFI 2): 4.9 dBi
WiFi Module 2: AMPAK AP6275PR3		
Channel numbers:		802.11b/g/n (20 MHz):11
Channel Space:		5MHz
Modulation technology:		802.11g/n-20: OFDM 802.11b: CCK, DQPSK, BPSK
Antenna Type and Antenna gain:		PIFA Antenna Antenna 3 (VciWIFI 2): 2.3 dBi Antenna 4 (VciWIFI 1): 4.6 dBi
Power supply:		AC 120V, 60Hz DC 3.8V via Battery
Switching power adapter:		AC 100-240V, 50/60Hz
Total directional gain	ANT1+ANT2	Correlated: 6.71 dBi Formulas: Directional gain = 10 log[$(10^{G1/20} + 10^{G2/20} + \ldots + 10^{GN/20})^2$ /NANT] dBi Uncorrelated: 3.79 dBi Formulas: Directional gain = 10 log[$(10^{G1/10} + 10^{G2/10} + \ldots + 10^{GN/10})$/NANT] dBi
	ANT3+ANT4	Correlated: 6.54 dBi Formulas: Directional gain = 10 log[$(10^{G1/20} + 10^{G2/20} + \ldots + 10^{GN/20})^2$ /NANT] dBi Uncorrelated: 3.60 dBi

		Formulas: Directional gain = 10 log[($10^{G1/10}$ + $10^{G2/10}$ + … + $10^{GN/10}$)/NANT] dBi
	ANT1+ANT2+ ANT3+ANT4	Uncorrelated: 6.62 dBi Formulas: Directional gain = 10 log[($10^{G1/10}$ + $10^{G2/10}$ + … + $10^{GN/10}$)/NANT] dBi

Operation Frequency each of channel							
Channel	Frequency	Channel	Frequency	Channel	Frequency	Channel	Frequency
1	2412MHz	4	2427MHz	7	2442MHz	10	2457MHz
2	2417MHz	5	2432MHz	8	2447MHz	11	2462MHz
3	2422MHz	6	2437MHz	9	2452MHz		

Note:
In section 15.31(m), regards to the operating frequency range over 10 MHz, the Lowest frequency, the middle frequency, and the highest frequency of channel were selected to perform the test, and the selected channel see below:

Test channel	**Frequency (MHz)**	
	802.11b/g/n/ax(20 MHz), 802.11ac(VHT20)	802.11n/ax(40 MHz), 802.11ac(VHT40)
Lowest channel	2412MHz	2422MHz
Middle channel	2437MHz	2437MHz
Highest channel	2462MHz	2452MHz

3.2 DESCRIPTION OF TEST MODES

Transmitting mode	Keep the EUT in continuously transmitting mode
Remark: During the test, the duty cycle >98%, the test voltage was tuned from 85% to 115% of the nominal rated supply voltage, and found that the worst case was under the nominal rated supply condition. So the report just shows that condition's data.	

We have verified the construction and function in typical operation. All the test modes were carried out with the EUT in transmitting operation, which was shown in this test report and defined as follows:

Pre-scan all kind of data rate in lowest channel, and found the follow list which it was worst case.

Mode	802.11b	802.11g	802.11n/ac/ax (HT20)	802.11n/ac/ax (HT40)
Data rate	1Mbps	6Mbps	6.5Mbps	13Mbps

Test Software	ESPTest Tool
Power level setup	<17dBm

3.3 BLOCK DIGRAM SHOWING THE CONFIGURATION OF SYSTEM TESTED

Conducted Emission

Radiated Emission

Conducted Spurious

3.4 DESCRIPTION OF SUPPORT UNITS(CONDUCTED MODE)

The EUT has been tested as an independent unit together with other necessary accessories or support units. The following support units or accessories were used to form a representative test configuration during the tests.

Item	Equipment	Mfr/Brand	Model/Type No.	Series No.	Note
E-1	ADVANCED DIAGNOSTIC & MEASUREMENT SYSTEM	AUTEL	MaxiSys Ultra	N/A	EUT
A-1	MaxiFlash LVCI	AUTEL	MaxiFlash LVCI	N/A	Auxiliary
A-2	Adapter	AUTEL	N/A	N/A	Auxiliary

Item	Shielded Type	Ferrite Core	Length	Note

Note:
(1) The support equipment was authorized by Declaration of Confirmation.
(2) For detachable type I/O cable should be specified the length in cm in 『Length』 column.

3.5EQUIPMENTS LIST FOR ALL TEST ITEMS

Conduction Test equipment

Item	Kind of Equipment	Manufacturer	Type No.	Serial No.	Firmware Version	Last calibration	Calibrated until
1	LISN	R&S	ENV216	101471	N/A	Oct. 21, 2022	Oct. 20, 2023
2	LISN	CYBERTEK	EM5040A	E1850400149	N/A	Oct. 21, 2022	Oct. 20, 2023
3	Test Cable	N/A	C-01	N/A	N/A	Oct. 21, 2022	Oct. 20, 2023
4	Test Cable	N/A	C-02	N/A	N/A	Oct. 21, 2022	Oct. 20, 2023
5	Test Cable	N/A	C-03	N/A	N/A	Oct. 21, 2022	Oct. 20, 2023
6	EMI Test Receiver	R&S	ESCI3	101393	4.42 SP3	Oct. 28, 2022	Oct. 27, 2023
7	Triple-Loop Antenna	N/A	RF300	N/A	N/A	Oct. 28, 2022	Oct. 27, 2023
8	Absorbing Clamp	DZ	ZN23201	15034	N/A	Oct. 31, 2022	Oct. 30, 2023
9	EMC Software	Frad	EZ-EMC	Ver.EMC-CON 3A1.1	N/A	\	\

Radiation Test equipment

Item	Equipment	Manufacturer	Type No.	Serial No.	Firmware Version	Last calibration	Calibrated until
1	Spectrum Analyzer (9kHz-26.5GHz)	KEYSIGHT	9020A	MY55370835	A.17.05	Oct. 28, 2022	Oct. 27, 2023
2	Spectrum Analyzer (10kHz-39.9GHz)	R&S	FSV40-N	100363	1.71 SP2	Oct. 28, 2022	Oct. 27, 2023
3	EMI Test Receiver (9kHz-7GHz)	R&S	ESCI7	101169	4.32	Oct. 28, 2022	Oct. 27, 2023
4	Bilog Antenna (30MHz-1500MHz)	Schwarzbeck	VULB9168	N/A	N/A	Nov. 02, 2022	Nov. 01, 2023
5	Horn Antenna (1GHz-18GHz)	Agilent	AH-118	071145	N/A	Nov. 01, 2022	Oct. 31, 2023
6	Horn Antenna (15GHz-40GHz)	A.H.System	SAS-574	588	N/A	Oct. 28, 2022	Oct. 27, 2023
7	Loop Antenna	TESEQ	HLA6121	58357	N/A	Nov. 01, 2022	Oct. 31, 2023
8	Amplifier (30-1000MHz)	EM Electronics	EM330 Amplifier	060747	N/A	Nov. 15, 2022	Nov. 14, 2023
9	Amplifier (1GHz-26.5GHz)	Agilent	8449B	3008A00315	N/A	Oct. 28, 2022	Oct. 27, 2023
10	Amplifier (500MHz-40GHz)	全聚达	DLE-161	097	N/A	Oct. 28, 2022	Oct. 27, 2023
11	Test Cable	N/A	R-01	N/A	N/A	Oct. 28, 2022	Oct. 27, 2023
12	Test Cable	N/A	R-02	N/A	N/A	Oct. 28, 2022	Oct. 27, 2023
13	Test Cable	N/A	R-03	N/A	N/A	Oct. 28, 2022	Oct. 27, 2023
14	Test Cable	N/A	RF-01	N/A	N/A	Oct. 28, 2022	Oct. 27, 2023
15	Test Cable	N/A	RF-02	N/A	N/A	Oct. 28, 2022	Oct. 27, 2023
16	Test Cable	N/A	RF-03	N/A	N/A	Oct. 28, 2022	Oct. 27, 2023

17	ESG Signal Generator	Agilent	E4421B	N/A	B.03.84	Oct. 21, 2022	Oct. 20, 2023
18	Signal Generator	Agilent	N5182A	N/A	A.01.87	Oct. 21, 2022	Oct. 20, 2023
19	Magnetic Field Probe Tester	Narda	ELT-400	0-0344	N/A	Nov. 15, 2022	Nov. 14, 2023
20	Wideband Radio Communication Test	R&S	CMW500	106504	V 3.7.22	Oct. 28, 2022	Oct. 27, 2023
21	MWRF Power Meter Test system	MW	MW100-RF CB	N/A	N/A	Oct. 21, 2022	Oct. 20, 2023
22	D.C. Power Supply	LongWei	TPR-6405D	N/A	N/A	\	\
23	EMC Software	Frad	EZ-EMC	Ver.EMC-CO N 3A1.1	N/A	\	\
24	RF Software	MW	MTS8310	V2.0.0.0	N/A	\	\
25	Turntable	MF	MF-7802BS	N/A	N/A	\	\
26	Antenna tower	MF	MF-7802BS	N/A	N/A	\	\

4. EMC EMISSION TEST

4.1 CONDUCTED EMISSION MEASUREMENT

Test Requirement:	FCC Part15 C Section 15.207
Test Method:	ANSI C63.10:2013
Test Frequency Range:	150KHz to 30MHz
Receiver setup:	RBW=9KHz, VBW=30KHz, Sweep time=auto

4.1.1 POWER LINE CONDUCTED EMISSION Limits

FREQUENCY (MHz)	Limit (dBuV)		Standard
	Quasi-peak	Average	
0.15 -0.5	66 - 56 *	56 - 46 *	FCC
0.50 -5.0	56.00	46.00	FCC
5.0 -30.0	60.00	50.00	FCC

Note:

(1) *Decreases with the logarithm of the frequency.

4.1.2 TEST PROCEDURE

a. The EUT was placed 0.1 meters from the horizontal ground plane with EUT being connected to the power mains through a line impedance stabilization network (LISN). All other support equipments powered from additional LISN(s). The LISN provide 50 Ohm/ 50uH of coupling impedance for the measuring instrument.
b. Interconnecting cables that hang closer than 40 cm to the ground plane shall be folded back and forth in the center forming a bundle 30 to 40 cm long.
c. I/O cables that are not connected to a peripheral shall be bundled in the center. The end of the cable may be terminated, if required, using the correct terminating impedance. The overall length shall not exceed 1 m.
d. LISN at least 80 cm from nearest part of EUT chassis.
e. For the actual test configuration, please refer to the related Item –EUT Test Photos.

4.1.3 DEVIATION FROM TEST STANDARD

No deviation

4.1.4 TEST SETUP

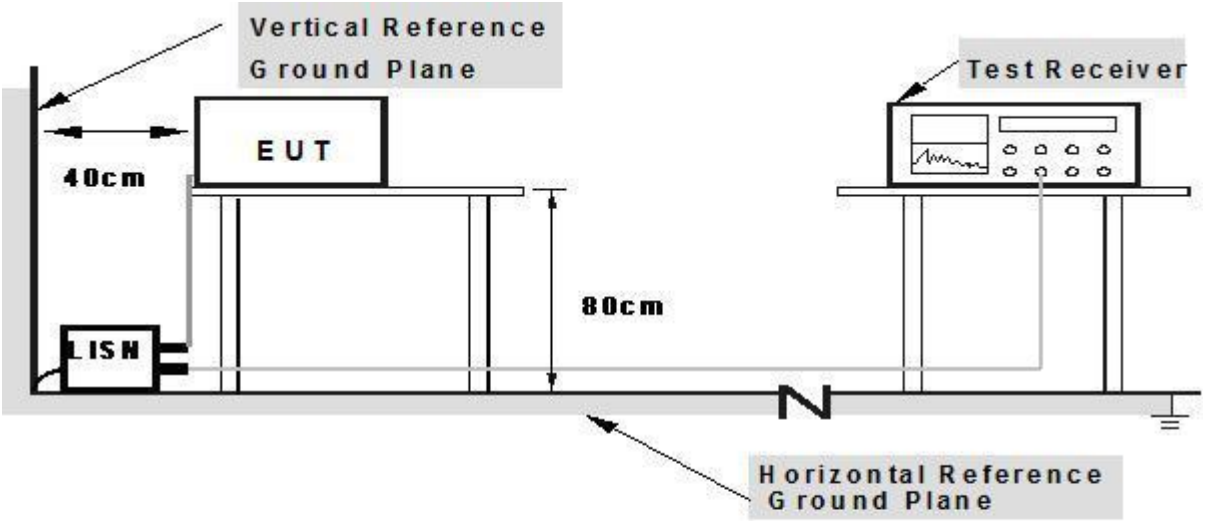

Note: 1.Support units were connected to second LISN.
2.Both of LISNs (AMN) are 80 cm from EUT and at least 80 from other units and other metal planes

4.1.5 **EUT OPERATING CONDITIONS**

The EUT was configured for testing in a typical fashion (as a customer would normally use it). The EUT has been programmed to continuously transmit during test. This operating condition was tested and used to collect the included data.

We pretest AC 120V and AC 230V, the worst voltage was AC 120V and the data recording in the report.

4.1.6 Test Result

Temperature:	26℃	Relative Humidity:	54%
Pressure:	101 kPa	Polarization:	L
Test Voltage:	AC 120V/60Hz		

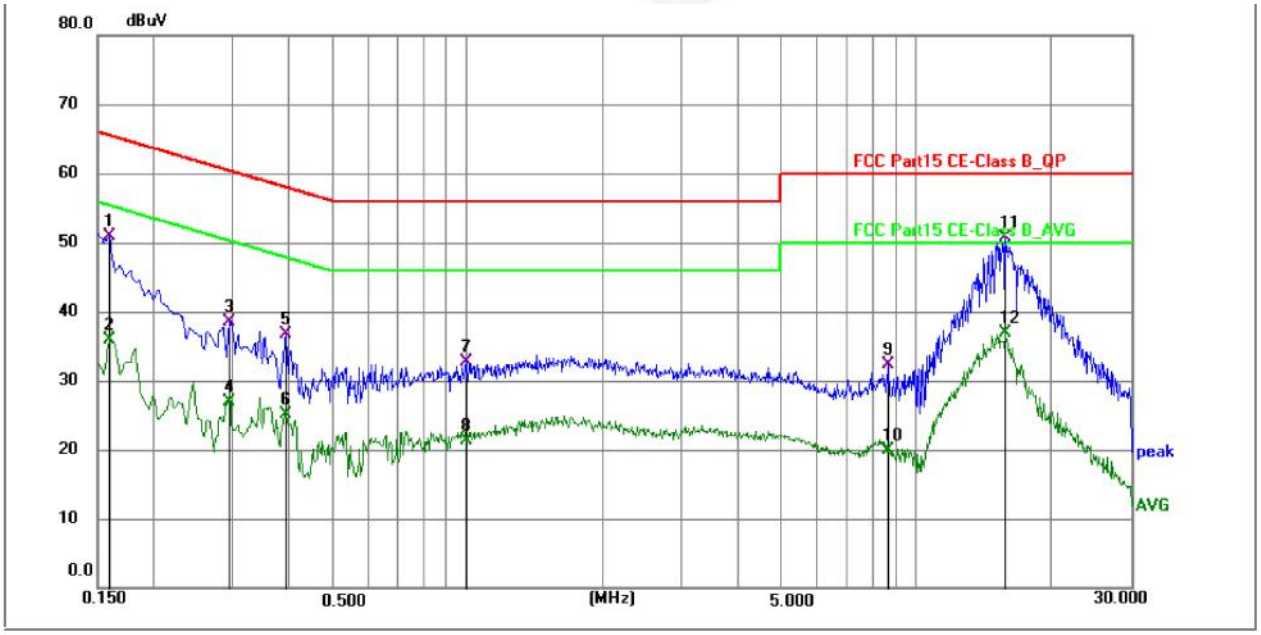

No.	Frequency (MHz)	Reading (dBuV)	Factor (dB)	Level (dBuV)	Limit (dBuV)	Margin (dB)	Detector	P/F	Remark
1	0.1590	41.05	9.91	50.96	65.52	-14.56	QP	P	
2	0.1590	25.94	9.91	35.85	55.52	-19.67	AVG	P	
3	0.2940	28.57	9.93	38.50	60.41	-21.91	QP	P	
4	0.2940	16.90	9.93	26.83	50.41	-23.58	AVG	P	
5	0.3930	26.73	9.95	36.68	58.00	-21.32	QP	P	
6	0.3930	15.11	9.95	25.06	48.00	-22.94	AVG	P	
7	0.9915	22.73	10.01	32.74	56.00	-23.26	QP	P	
8	0.9915	11.34	10.01	21.35	46.00	-24.65	AVG	P	
9	8.6730	22.38	10.01	32.39	60.00	-27.61	QP	P	
10	8.6730	9.88	10.01	19.89	50.00	-30.11	AVG	P	
11 *	15.7290	40.67	10.03	50.70	60.00	-9.30	QP	P	
12	15.7290	26.87	10.03	36.90	50.00	-13.10	AVG	P	

Temperature:	26℃	Relative Humidity:	54%
Pressure:	101 kPa	Polarization:	N
Test Voltage:	AC 120V/60Hz		

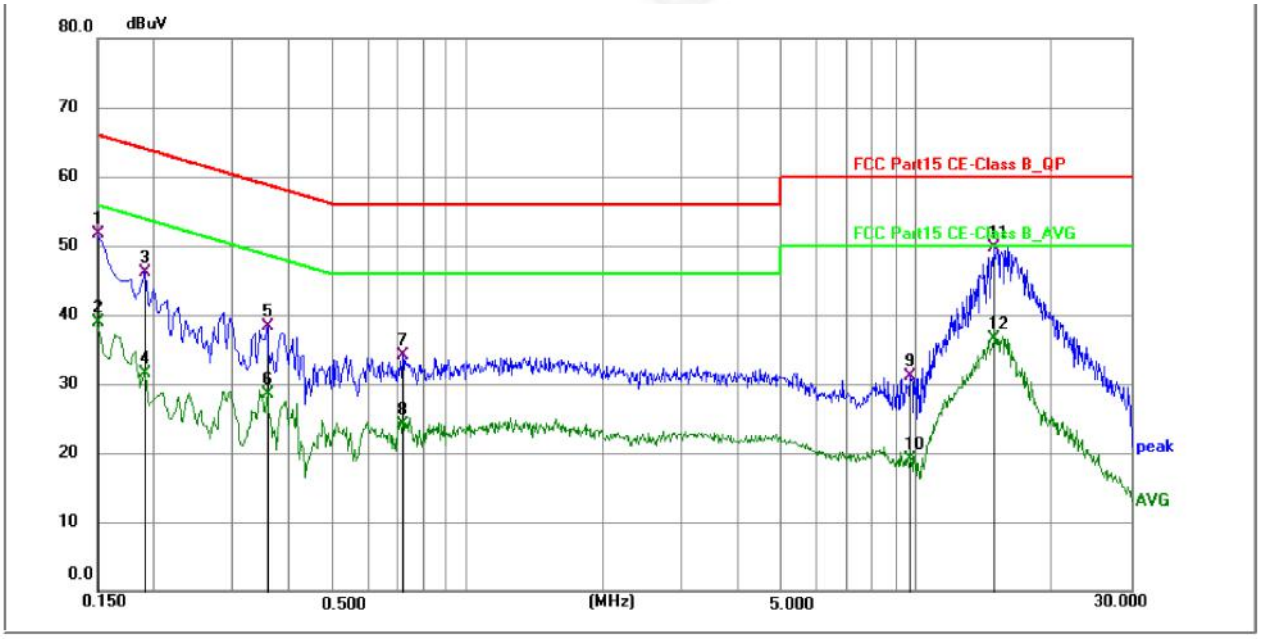

No.	Frequency (MHz)	Reading (dBuV)	Factor (dB)	Level (dBuV)	Limit (dBuV)	Margin (dB)	Detector	P/F	Remark
1	0.1500	41.85	9.93	51.78	66.00	-14.22	QP	P	
2	0.1500	28.94	9.93	38.87	56.00	-17.13	AVG	P	
3	0.1905	36.19	9.94	46.13	64.01	-17.88	QP	P	
4	0.1905	21.63	9.94	31.57	54.01	-22.44	AVG	P	
5	0.3570	28.35	9.98	38.33	58.80	-20.47	QP	P	
6	0.3570	18.47	9.98	28.45	48.80	-20.35	AVG	P	
7	0.7170	24.05	10.01	34.06	56.00	-21.94	QP	P	
8	0.7170	14.13	10.01	24.14	46.00	-21.86	AVG	P	
9	9.7035	21.03	10.06	31.09	60.00	-28.91	QP	P	
10	9.7035	9.10	10.06	19.16	50.00	-30.84	AVG	P	
11 *	14.9055	39.60	10.04	49.64	60.00	-10.36	QP	P	
12	14.9055	26.56	10.04	36.60	50.00	-13.40	AVG	P	

4.2 RADIATED EMISSION MEASUREMENT

Test Requirement:	FCC Part15 C Section 15.209
Test Method:	ANSI C63.10:2013
Test Frequency Range:	9kHz to 25GHz
Test site:	Measurement Distance: 3m
Receiver setup:	

Frequency	Detector	RBW	VBW	Value
9KHz-150KHz	Quasi-peak	200Hz	600Hz	Quasi-peak
150KHz-30MHz	Quasi-peak	9KHz	30KHz	Quasi-peak
30MHz-1GHz	Quasi-peak	100KHz	300KHz	Quasi-peak
Above 1GHz	Peak	1MHz	3MHz	Peak
	Peak	1MHz	10Hz	Average

4.2.1 RADIATED EMISSION LIMITS

Frequencies (MHz)	Field Strength (micorvolts/meter)	Measurement Distance (meters)
0.009~0.490	2400/F(KHz)	300
0.490~1.705	24000/F(KHz)	30
1.705~30.0	30	30
30~88	100	3
88~216	150	3
216~960	200	3
Above 960	500	3

LIMITS OF RADIATED EMISSION MEASUREMENT

FREQUENCY (MHz)	Limit (dBuV/m) (at 3M)	
	PEAK	AVERAGE
Above 1000	74	54

Notes:

(1) The limit for radiated test was performed according to FCC PART 15C.

(2) The tighter limit applies at the band edges.

(3) Emission level (dBuV/m)=20log Emission level (uV/m).

4.2.2 TEST PROCEDURE

Below 1GHz test procedure as below:

a. The EUT was placed on the top of a rotating table 0.1 meters above the ground at a 3 meter semi-anechoiccamber. The table was rotated 360 degrees to determine the position of the highest radiation.
b. The EUT was set 3 meters away from the interference-receiving antenna, which was mounted on the top of avariable-height antenna tower.
c. The antenna height is varied from one meter to four meters above the ground to determine the maximum valueof the field strength. Both horizontal and vertical polarizations of the antenna are set to make the measurement.
d. For each suspected emission, the EUT was arranged to its worst case and then the antenna was tuned toheights from 1 meter to 4 meters (for the test frequency of below 30MHz, the antenna was tuned to heights 1meter) and the rotatable table was turned from 0 degrees to 360 degrees to find the maximum reading.
e. The test-receiver system was set to Peak Detect Function and Specified Bandwidth with Maximum Hold Mode.
f. If the emission level of the EUT in peak mode was 10dB lower than the limit specified, then testing could bestopped and the peak values of the EUT would be reported. Otherwise the emissions that did not have 10dBmargin would be re-tested one by one using peak, quasi-peak or average method as specified and then reportedin a data sheet.

Above 1GHz test procedure as below:

g. Different between above is the test site, change from Semi- Anechoic Chamber to fully Anechoic Chamber andchange form table 0.8 meter to 1.5 meter(Above 18GHz the distance is 1 meter and table is 1.5 meter).
h. Test the EUT in the lowest channel ,the middle channel ,the Highest channel

Note:

Both horizontal and vertical antenna polarities were tested
and performed pretest to three orthogonal axis. The worst case emissions were reported

4.2.3 DEVIATION FROM TEST STANDARD

No deviation

4.2.4 TEST SETUP

（A）Radiated Emission Test-Up Frequency Below 30MHz

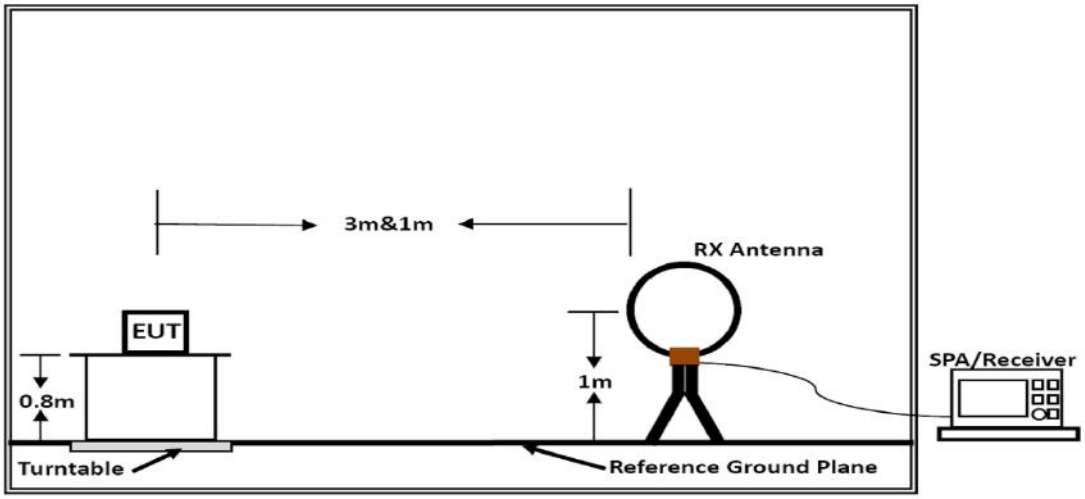

Below 30MHz

（B）Radiated Emission Test-Up Frequency 30MHz~1GHz

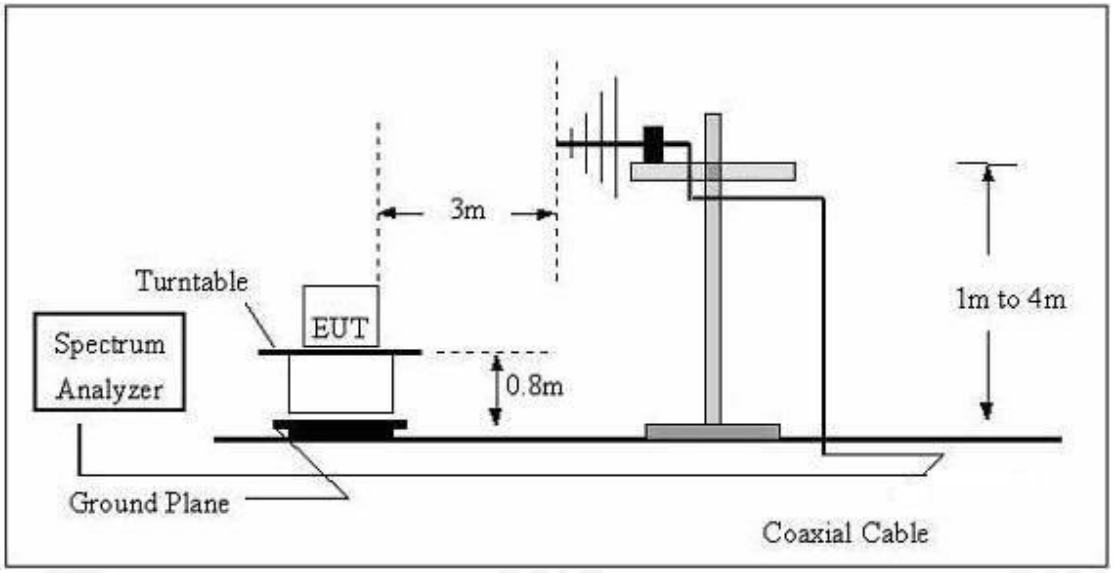

（C）Radiated Emission Test-Up Frequency Above 1GHz

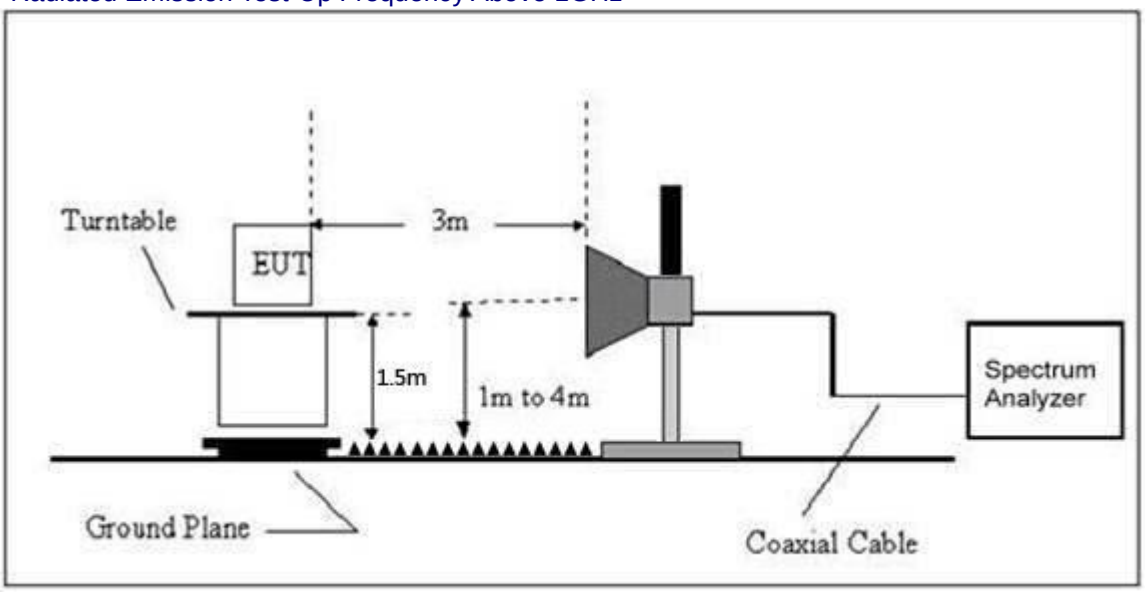

4.2.5 EUT OPERATING CONDITIONS

The EUT tested system was configured as the statements of 2.4 Unless otherwise a special operating condition is specified in the follows during the testing.

4.2.6 TEST RESULTS

Between 9KHz – 30MHz

The emission from 9 kHz to 30MHz was pre-tested and found the result was 20dB lower than the limit, and according to 15.31(o) & RSS-Gen 6.13, the test result no need to reported.

Between 30MHz – 1GHz

Temperature:	26℃	Relative Humidity:	54%
Pressure:	101 kPa	Polarization:	Horizontal
Test Voltage:	AC 120V, 60Hz	Test Mode	Working

No.	Frequency (MHz)	Reading (dBuV)	Factor (dB/m)	Level (dBuV/m)	Limit (dBuV/m)	Margin (dB)	Detector	P/F	Remark
1	30.5306	37.48	-16.48	21.00	40.00	-19.00	QP	P	
2	86.8068	40.11	-17.91	22.20	40.00	-17.80	QP	P	
3	150.0108	46.47	-18.25	28.22	43.50	-15.28	QP	P	
4	253.8367	44.41	-12.87	31.54	46.00	-14.46	QP	P	
5 *	508.2582	51.19	-8.16	43.03	46.00	-2.97	QP	P	
6	750.1082	34.49	-3.39	31.10	46.00	-14.90	QP	P	

Temperature:	26℃	Relative Humidity:	54%
Pressure:	101kPa	Polarization:	Vertical
Test Voltage:	AC 120V, 60Hz	Test Mode	Working

No.	Frequency (MHz)	Reading (dBuV)	Factor (dB/m)	Level (dBuV/m)	Limit (dBuV/m)	Margin (dB)	Detector	P/F	Remark
1	42.6000	41.81	-14.17	27.64	40.00	-12.36	QP	P	
2	60.2801	43.08	-15.02	28.06	40.00	-11.94	QP	P	
3	87.4177	45.76	-17.74	28.02	40.00	-11.98	QP	P	
4	144.3348	49.08	-17.90	31.18	43.50	-12.32	QP	P	
5	508.2582	47.53	-8.06	39.47	46.00	-6.53	QP	P	
6 *	30.6379	52.47	-16.47	36.00	40.00	-4.00	QP	P	

Remarks:
1.Final Level =Receiver Read level + Antenna Factor + Cable Loss – Preamplifier Factor
2.The emission levels of other frequencies are very lower than the limit and not show in test report.
3.The test data shows only the worst case 802.11g CH01.

Antenna 1:

Test Results (Above 1000MHz)

Test Mode: 802.11g Mode					Test channel: Lowest			
Peak Value								
Frequency (MHz)	Read Level (dBuV)	Antenna Factor (dB/m)	Cable Loss (dB)	Preamp Factor (dB)	Level (dBuV/m)	Limit (dBuV/m)	Over Limit (dB)	Pol.
4824.00	40.65	34.13	6.61	34.09	47.30	74.00	-26.70	V
7236.00	34.44	37.14	7.74	34.51	44.81	74.00	-29.19	V
9648.00	32.87	39.35	9.26	34.80	46.68	74.00	-27.32	V
12060.00	*					74.00		V
14472.00	*					74.00		V
16884.00	*					74.00		V
4824.00	39.26	34.13	6.61	34.09	45.91	74.00	-28.09	H
7236.00	34.16	37.14	7.74	34.51	44.53	74.00	-29.47	H
9648.00	32.44	39.35	9.26	34.80	46.25	74.00	-27.75	H
12060.00	*					74.00		H
14472.00	*					74.00		H
16884.00	*					74.00		H
Average Value								
Frequency (MHz)	Read Level (dBuV)	Antenna Factor (dB/m)	Cable Loss (dB)	Preamp Factor (dB)	Level (dBuV/m)	Limit (dBuV/m)	Over Limit (dB)	Pol.
4824.00	29.70	34.13	6.61	34.09	36.35	54.00	-17.65	V
7236.00	23.30	37.14	7.74	34.51	33.67	54.00	-20.33	V
9648.00	23.21	39.35	9.26	34.80	37.02	54.00	-16.98	V
12060.00	*					54.00		V
14472.00	*					54.00		V
16884.00	*					54.00		V
4824.00	28.78	34.13	6.61	34.09	35.43	54.00	-18.57	H
7236.00	22.74	37.14	7.74	34.51	33.11	54.00	-20.89	H
9648.00	22.18	39.35	9.26	34.80	35.99	54.00	-18.01	H
12060.00	*					54.00		H
14472.00	*					54.00		H
16884.00	*					54.00		H

Test Results (Above 1000MHz)

Test Mode: 802.11g Mode					Test channel: Middle			
Peak Value								
Frequency (MHz)	Read Level (dBuV)	Antenna Factor (dB/m)	Cable Loss (dB)	Preamp Factor (dB)	Level (dBuV/m)	Limit (dBuV/m)	Over Limit (dB)	Pol.
4874.00	39.64	34.35	6.67	34.09	46.57	74.00	-27.43	V
7311.00	34.47	37.21	7.77	34.53	44.92	74.00	-29.08	V
9748.00	33.86	39.45	9.33	34.80	47.84	74.00	-26.16	V
12185.00	*					74.00		V
14622.00	*					74.00		V
17059.00	*					74.00		V
4874.00	40.08	34.35	6.67	34.09	47.01	74.00	-26.99	H
7311.00	33.09	37.21	7.77	34.53	43.54	74.00	-30.46	H
9748.00	33.74	39.45	9.33	34.80	47.72	74.00	-26.28	H
12185.00	*					74.00		H
14622.00	*					74.00		H
17059.00	*					74.00		H
Average Value								
Frequency (MHz)	Read Level (dBuV)	Antenna Factor (dB/m)	Cable Loss (dB)	Preamp Factor (dB)	Level (dBuV/m)	Limit (dBuV/m)	Over Limit (dB)	Pol.
4874.00	30.47	34.35	6.67	34.09	37.40	54.00	-16.60	V
7311.00	22.78	37.21	7.77	34.53	33.23	54.00	-20.77	V
9748.00	23.11	39.45	9.33	34.80	37.09	54.00	-16.91	V
12185.00	*					54.00		V
14622.00	*					54.00		V
17059.00	*					54.00		V
4874.00	30.17	34.35	6.67	34.09	37.10	54.00	-16.90	H
7311.00	22.18	37.21	7.77	34.53	32.63	54.00	-21.37	H
9748.00	23.45	39.45	9.33	34.80	37.43	54.00	-16.57	H
12185.00	*					54.00		H
14622.00	*					54.00		H
17059.00	*					54.00		H

Test Results (Above 1000MHz)

Test Mode: 802.11g Mode					Test channel: Highest			
Peak Value								
Frequency (MHz)	Read Level (dBuV)	Antenna Factor (dB/m)	Cable Loss (dB)	Preamp Factor (dB)	Level (dBuV/m)	Limit (dBuV/m)	Over Limit (dB)	Pol.
4924.00	45.38	34.57	6.74	34.09	52.60	74.00	-21.40	V
7386.00	35.28	37.29	7.80	34.55	45.82	74.00	-28.18	V
9848.00	37.26	39.55	9.41	34.81	51.41	74.00	-22.59	V
12310.00	*					74.00		V
14772.00	*					74.00		V
17234.00	*					74.00		V
4924.00	44.61	34.57	6.74	34.09	51.83	74.00	-22.17	H
7386.00	34.14	37.29	7.80	34.55	44.68	74.00	-29.32	H
9848.00	33.41	39.55	9.41	34.81	47.56	74.00	-26.44	H
12310.00	*					74.00		H
14772.00	*					74.00		H
17234.00	*					74.00		H
Average Value								
Frequency (MHz)	Read Level (dBuV)	Antenna Factor (dB/m)	Cable Loss (dB)	Preamp Factor (dB)	Level (dBuV/m)	Limit (dBuV/m)	Over Limit (dB)	Pol.
4924.00	36.26	34.57	6.74	34.09	43.48	54.00	-10.52	V
7386.00	25.19	37.29	7.80	34.55	35.73	54.00	-18.27	V
9848.00	25.75	39.55	9.41	34.81	39.90	54.00	-14.10	V
12310.00	*					54.00		V
14772.00	*					54.00		V
17234.00	*					54.00		V
4924.00	34.95	34.57	6.74	34.09	42.17	54.00	-11.83	H
7386.00	23.53	37.29	7.80	34.55	34.07	54.00	-19.93	H
9848.00	22.66	39.55	9.41	34.81	36.81	54.00	-17.19	H
12310.00	*					54.00		H
14772.00	*					54.00		H
17234.00	*					54.00		H

Remark:

1. During the test, pre-scan the 802.11b,g,n/ac/ax(HT20/HT40) mode, and found the 802.11g mode is worse case , the report only record this mode.
2. Level =Receiver Read level + Antenna Factor + Cable Loss – Preamplifier Factor
3. “*”, means this data is the too weak instrument of signal is unable to test.

Antenna 2:
Test Results (Above 1000MHz)

Test Mode: 802.11g Mode					Test channel: Lowest			
Peak Value								
Frequency (MHz)	Read Level (dBuV)	Antenna Factor (dB/m)	Cable Loss (dB)	Preamp Factor (dB)	Level (dBuV/m)	Limit (dBuV/m)	Over Limit (dB)	Pol.
4824.00	40.44	34.13	6.61	34.09	47.09	74.00	-26.91	V
7236.00	34.31	37.14	7.74	34.51	44.68	74.00	-29.32	V
9648.00	32.78	39.35	9.26	34.80	46.59	74.00	-27.41	V
12060.00	*					74.00		V
14472.00	*					74.00		V
16884.00	*					74.00		V
4824.00	39.08	34.13	6.61	34.09	45.73	74.00	-28.27	H
7236.00	34.05	37.14	7.74	34.51	44.42	74.00	-29.58	H
9648.00	32.35	39.35	9.26	34.80	46.16	74.00	-27.84	H
12060.00	*					74.00		H
14472.00	*					74.00		H
16884.00	*					74.00		H
Average Value								
Frequency (MHz)	Read Level (dBuV)	Antenna Factor (dB/m)	Cable Loss (dB)	Preamp Factor (dB)	Level (dBuV/m)	Limit (dBuV/m)	Over Limit (dB)	Pol.
4824.00	29.51	34.13	6.61	34.09	36.16	54.00	-17.84	V
7236.00	23.17	37.14	7.74	34.51	33.54	54.00	-20.46	V
9648.00	23.12	39.35	9.26	34.80	36.93	54.00	-17.07	V
12060.00	*					54.00		V
14472.00	*					54.00		V
16884.00	*					54.00		V
4824.00	28.61	34.13	6.61	34.09	35.26	54.00	-18.74	H
7236.00	22.63	37.14	7.74	34.51	33.00	54.00	-21.00	H
9648.00	22.10	39.35	9.26	34.80	35.91	54.00	-18.09	H
12060.00	*					54.00		H
14472.00	*					54.00		H
16884.00	*					54.00		H

Test Results (Above 1000MHz)

Test Mode: 802.11g Mode					Test channel: Middle			
Peak Value								
Frequency (MHz)	Read Level (dBuV)	Antenna Factor (dB/m)	Cable Loss (dB)	Preamp Factor (dB)	Level (dBuV/m)	Limit (dBuV/m)	Over Limit (dB)	Pol.
4874.00	39.47	34.35	6.67	34.09	46.40	74.00	-27.60	V
7311.00	34.36	37.21	7.77	34.53	44.81	74.00	-29.19	V
9748.00	33.79	39.45	9.33	34.80	47.77	74.00	-26.23	V
12185.00	*					74.00		V
14622.00	*					74.00		V
17059.00	*					74.00		V
4874.00	39.93	34.35	6.67	34.09	46.86	74.00	-27.14	H
7311.00	33.00	37.21	7.77	34.53	43.45	74.00	-30.55	H
9748.00	33.67	39.45	9.33	34.80	47.65	74.00	-26.35	H
12185.00	*					74.00		H
14622.00	*					74.00		H
17059.00	*					74.00		H
Average Value								
Frequency (MHz)	Read Level (dBuV)	Antenna Factor (dB/m)	Cable Loss (dB)	Preamp Factor (dB)	Level (dBuV/m)	Limit (dBuV/m)	Over Limit (dB)	Pol.
4874.00	30.31	34.35	6.67	34.09	37.24	54.00	-16.76	V
7311.00	22.68	37.21	7.77	34.53	33.13	54.00	-20.87	V
9748.00	23.04	39.45	9.33	34.80	37.02	54.00	-16.98	V
12185.00	*					54.00		V
14622.00	*					54.00		V
17059.00	*					54.00		V
4874.00	30.03	34.35	6.67	34.09	36.96	54.00	-17.04	H
7311.00	22.08	37.21	7.77	34.53	32.53	54.00	-21.47	H
9748.00	23.38	39.45	9.33	34.80	37.36	54.00	-16.64	H
12185.00	*					54.00		H
14622.00	*					54.00		H
17059.00	*					54.00		H

Test Results (Above 1000MHz)

Test Mode: 802.11g Mode					Test channel: Highest			
Peak Value								
Frequency (MHz)	Read Level (dBuV)	Antenna Factor (dB/m)	Cable Loss (dB)	Preamp Factor (dB)	Level (dBuV/m)	Limit (dBuV/m)	Over Limit (dB)	Pol.
4924.00	45.08	34.57	6.74	34.09	52.30	74.00	-21.70	V
7386.00	35.09	37.29	7.80	34.55	45.63	74.00	-28.37	V
9848.00	37.12	39.55	9.41	34.81	51.27	74.00	-22.73	V
12310.00	*					74.00		V
14772.00	*					74.00		V
17234.00	*					74.00		V
4924.00	44.36	34.57	6.74	34.09	51.58	74.00	-22.42	H
7386.00	33.98	37.29	7.80	34.55	44.52	74.00	-29.48	H
9848.00	33.28	39.55	9.41	34.81	47.43	74.00	-26.57	H
12310.00	*					74.00		H
14772.00	*					74.00		H
17234.00	*					74.00		H
Average Value								
Frequency (MHz)	Read Level (dBuV)	Antenna Factor (dB/m)	Cable Loss (dB)	Preamp Factor (dB)	Level (dBuV/m)	Limit (dBuV/m)	Over Limit (dB)	Pol.
4924.00	35.98	34.57	6.74	34.09	43.20	54.00	-10.80	V
7386.00	25.00	37.29	7.80	34.55	35.54	54.00	-18.46	V
9848.00	25.62	39.55	9.41	34.81	39.77	54.00	-14.23	V
12310.00	*					54.00		V
14772.00	*					54.00		V
17234.00	*					54.00		V
4924.00	34.71	34.57	6.74	34.09	41.93	54.00	-12.07	H
7386.00	23.36	37.29	7.80	34.55	33.90	54.00	-20.10	H
9848.00	22.54	39.55	9.41	34.81	36.69	54.00	-17.31	H
12310.00	*					54.00		H
14772.00	*					54.00		H
17234.00	*					54.00		H

Remark:

1. During the test, pre-scan the 802.11b,g,n/ac/ax(HT20/HT40) mode, and found the 802.11g mode is worse case , the report only record this mode.
2. Level =Receiver Read level + Antenna Factor + Cable Loss – Preamplifier Factor
3. “*”, means this data is the too weak instrument of signal is unable to test.

Antenna 1 + Antenna 2 MIMO:
Test Results (Above 1000MHz)

Test Mode: 802.11g Mode					Test channel: Lowest			
Peak Value								
Frequency (MHz)	Read Level (dBuV)	Antenna Factor (dB/m)	Cable Loss (dB)	Preamp Factor (dB)	Level (dBuV/m)	Limit (dBuV/m)	Over Limit (dB)	Pol.
4824.00	40.65	34.13	6.61	34.09	47.30	74.00	-26.70	V
7236.00	34.44	37.14	7.74	34.51	44.81	74.00	-29.19	V
9648.00	32.87	39.35	9.26	34.80	46.68	74.00	-27.32	V
12060.00	*					74.00		V
14472.00	*					74.00		V
16884.00	*					74.00		V
4824.00	39.26	34.13	6.61	34.09	45.91	74.00	-28.09	H
7236.00	34.16	37.14	7.74	34.51	44.53	74.00	-29.47	H
9648.00	32.44	39.35	9.26	34.80	46.25	74.00	-27.75	H
12060.00	*					74.00		H
14472.00	*					74.00		H
16884.00	*					74.00		H
Average Value								
Frequency (MHz)	Read Level (dBuV)	Antenna Factor (dB/m)	Cable Loss (dB)	Preamp Factor (dB)	Level (dBuV/m)	Limit (dBuV/m)	Over Limit (dB)	Pol.
4824.00	29.70	34.13	6.61	34.09	36.35	54.00	-17.65	V
7236.00	23.30	37.14	7.74	34.51	33.67	54.00	-20.33	V
9648.00	23.21	39.35	9.26	34.80	37.02	54.00	-16.98	V
12060.00	*					54.00		V
14472.00	*					54.00		V
16884.00	*					54.00		V
4824.00	28.78	34.13	6.61	34.09	35.43	54.00	-18.57	H
7236.00	22.74	37.14	7.74	34.51	33.11	54.00	-20.89	H
9648.00	22.18	39.35	9.26	34.80	35.99	54.00	-18.01	H
12060.00	*					54.00		H
14472.00	*					54.00		H
16884.00	*					54.00		H

Test Results (Above 1000MHz)

Test Mode: 802.11g Mode					Test channel: Middle			
Peak Value								
Frequency (MHz)	Read Level (dBuV)	Antenna Factor (dB/m)	Cable Loss (dB)	Preamp Factor (dB)	Level (dBuV/m)	Limit (dBuV/m)	Over Limit (dB)	Pol.
4874.00	39.64	34.35	6.67	34.09	46.57	74.00	-27.43	V
7311.00	34.47	37.21	7.77	34.53	44.92	74.00	-29.08	V
9748.00	33.86	39.45	9.33	34.80	47.84	74.00	-26.16	V
12185.00	*					74.00		V
14622.00	*					74.00		V
17059.00	*					74.00		V
4874.00	40.08	34.35	6.67	34.09	47.01	74.00	-26.99	H
7311.00	33.09	37.21	7.77	34.53	43.54	74.00	-30.46	H
9748.00	33.74	39.45	9.33	34.80	47.72	74.00	-26.28	H
12185.00	*					74.00		H
14622.00	*					74.00		H
17059.00	*					74.00		H
Average Value								
Frequency (MHz)	Read Level (dBuV)	Antenna Factor (dB/m)	Cable Loss (dB)	Preamp Factor (dB)	Level (dBuV/m)	Limit (dBuV/m)	Over Limit (dB)	Pol.
4874.00	30.47	34.35	6.67	34.09	37.40	54.00	-16.60	V
7311.00	22.78	37.21	7.77	34.53	33.23	54.00	-20.77	V
9748.00	23.11	39.45	9.33	34.80	37.09	54.00	-16.91	V
12185.00	*					54.00		V
14622.00	*					54.00		V
17059.00	*					54.00		V
4874.00	30.17	34.35	6.67	34.09	37.10	54.00	-16.90	H
7311.00	22.18	37.21	7.77	34.53	32.63	54.00	-21.37	H
9748.00	23.45	39.45	9.33	34.80	37.43	54.00	-16.57	H
12185.00	*					54.00		H
14622.00	*					54.00		H
17059.00	*					54.00		H

Test Results (Above 1000MHz)

Test Mode: 802.11g Mode					Test channel: Highest			
Peak Value								
Frequency (MHz)	Read Level (dBuV)	Antenna Factor (dB/m)	Cable Loss (dB)	Preamp Factor (dB)	Level (dBuV/m)	Limit (dBuV/m)	Over Limit (dB)	Pol.
4924.00	45.38	34.57	6.74	34.09	52.60	74.00	-21.40	V
7386.00	35.28	37.29	7.80	34.55	45.82	74.00	-28.18	V
9848.00	37.26	39.55	9.41	34.81	51.41	74.00	-22.59	V
12310.00	*					74.00		V
14772.00	*					74.00		V
17234.00	*					74.00		V
4924.00	44.61	34.57	6.74	34.09	51.83	74.00	-22.17	H
7386.00	34.14	37.29	7.80	34.55	44.68	74.00	-29.32	H
9848.00	33.41	39.55	9.41	34.81	47.56	74.00	-26.44	H
12310.00	*					74.00		H
14772.00	*					74.00		H
17234.00	*					74.00		H
Average Value								
Frequency (MHz)	Read Level (dBuV)	Antenna Factor (dB/m)	Cable Loss (dB)	Preamp Factor (dB)	Level (dBuV/m)	Limit (dBuV/m)	Over Limit (dB)	Pol.
4924.00	36.26	34.57	6.74	34.09	43.48	54.00	-10.52	V
7386.00	25.19	37.29	7.80	34.55	35.73	54.00	-18.27	V
9848.00	25.75	39.55	9.41	34.81	39.90	54.00	-14.10	V
12310.00	*					54.00		V
14772.00	*					54.00		V
17234.00	*					54.00		V
4924.00	34.95	34.57	6.74	34.09	42.17	54.00	-11.83	H
7386.00	23.53	37.29	7.80	34.55	34.07	54.00	-19.93	H
9848.00	22.66	39.55	9.41	34.81	36.81	54.00	-17.19	H
12310.00	*					54.00		H
14772.00	*					54.00		H
17234.00	*					54.00		H

Remark:

1. During the test, pre-scan the 802.11b,g,n/ac/ax(HT20/HT40) mode, and found the 802.11g mode is worse case , the report only record this mode.
2. Level =Receiver Read level + Antenna Factor + Cable Loss – Preamplifier Factor
3. “*”, means this data is the too weak instrument of signal is unable to test.

Antenna 3:

Test Mode: 802.11g Mode					Test channel: Lowest			
Peak Value								
Frequency (MHz)	Read Level (dBuV)	Antenna Factor (dB/m)	Cable Loss (dB)	Preamp Factor (dB)	Level (dBuV/m)	Limit (dBuV/m)	Over Limit (dB)	Pol.
4824.00	42.73	34.13	6.61	34.09	49.38	74.00	-24.62	V
7236.00	35.76	37.14	7.74	34.51	46.13	74.00	-27.87	V
9648.00	33.82	39.35	9.26	34.80	47.63	74.00	-26.37	V
12060.00	*					74.00		V
14472.00	*					74.00		V
16884.00	*					74.00		V
4824.00	41.02	34.13	6.61	34.09	47.67	74.00	-26.33	H
7236.00	35.32	37.14	7.74	34.51	45.69	74.00	-28.31	H
9648.00	33.31	39.35	9.26	34.80	47.12	74.00	-26.88	H
12060.00	*					74.00		H
14472.00	*					74.00		H
16884.00	*					74.00		H
Average Value								
Frequency (MHz)	Read Level (dBuV)	Antenna Factor (dB/m)	Cable Loss (dB)	Preamp Factor (dB)	Level (dBuV/m)	Limit (dBuV/m)	Over Limit (dB)	Pol.
4824.00	31.63	34.13	6.61	34.09	38.28	54.00	-15.72	V
7236.00	24.58	37.14	7.74	34.51	34.95	54.00	-19.05	V
9648.00	24.12	39.35	9.26	34.80	37.93	54.00	-16.07	V
12060.00	*					54.00		V
14472.00	*					54.00		V
16884.00	*					54.00		V
4824.00	30.43	34.13	6.61	34.09	37.08	54.00	-16.92	H
7236.00	23.86	37.14	7.74	34.51	34.23	54.00	-19.77	H
9648.00	23.02	39.35	9.26	34.80	36.83	54.00	-17.17	H
12060.00	*					54.00		H
14472.00	*					54.00		H
16884.00	*					54.00		H

Test Results (Above 1000MHz)

Test Mode: 802.11g Mode					Test channel: Middle			
Peak Value								
Frequency (MHz)	Read Level (dBuV)	Antenna Factor (dB/m)	Cable Loss (dB)	Preamp Factor (dB)	Level (dBuV/m)	Limit (dBuV/m)	Over Limit (dB)	Pol.
4874.00	41.37	34.35	6.67	34.09	48.30	74.00	-25.70	V
7311.00	35.57	37.21	7.77	34.53	46.02	74.00	-27.98	V
9748.00	34.65	39.45	9.33	34.80	48.63	74.00	-25.37	V
12185.00	*					74.00		V
14622.00	*					74.00		V
17059.00	*					74.00		V
4874.00	41.53	34.35	6.67	34.09	48.46	74.00	-25.54	H
7311.00	34.05	37.21	7.77	34.53	44.50	74.00	-29.50	H
9748.00	34.46	39.45	9.33	34.80	48.44	74.00	-25.56	H
12185.00	*					74.00		H
14622.00	*					74.00		H
17059.00	*					74.00		H
Average Value								
Frequency (MHz)	Read Level (dBuV)	Antenna Factor (dB/m)	Cable Loss (dB)	Preamp Factor (dB)	Level (dBuV/m)	Limit (dBuV/m)	Over Limit (dB)	Pol.
4874.00	32.06	34.35	6.67	34.09	38.99	54.00	-15.01	V
7311.00	23.84	37.21	7.77	34.53	34.29	54.00	-19.71	V
9748.00	23.86	39.45	9.33	34.80	37.84	54.00	-16.16	V
12185.00	*					54.00		V
14622.00	*					54.00		V
17059.00	*					54.00		V
4874.00	31.54	34.35	6.67	34.09	38.47	54.00	-15.53	H
7311.00	23.10	37.21	7.77	34.53	33.55	54.00	-20.45	H
9748.00	24.15	39.45	9.33	34.80	38.13	54.00	-15.87	H
12185.00	*					54.00		H
14622.00	*					54.00		H
17059.00	*					54.00		H

Test Results (Above 1000MHz)

Test Mode: 802.11g Mode					Test channel: Highest			
Peak Value								
Frequency (MHz)	Read Level (dBuV)	Antenna Factor (dB/m)	Cable Loss (dB)	Preamp Factor (dB)	Level (dBuV/m)	Limit (dBuV/m)	Over Limit (dB)	Pol.
4924.00	48.36	34.57	6.74	34.09	55.58	74.00	-18.42	V
7386.00	37.17	37.29	7.80	34.55	47.71	74.00	-26.29	V
9848.00	38.60	39.55	9.41	34.81	52.75	74.00	-21.25	V
12310.00	*					74.00		V
14772.00	*					74.00		V
17234.00	*					74.00		V
4924.00	47.12	34.57	6.74	34.09	54.34	74.00	-19.66	H
7386.00	35.79	37.29	7.80	34.55	46.33	74.00	-27.67	H
9848.00	34.65	39.55	9.41	34.81	48.80	74.00	-25.20	H
12310.00	*					74.00		H
14772.00	*					74.00		H
17234.00	*					74.00		H
Average Value								
Frequency (MHz)	Read Level (dBuV)	Antenna Factor (dB/m)	Cable Loss (dB)	Preamp Factor (dB)	Level (dBuV/m)	Limit (dBuV/m)	Over Limit (dB)	Pol.
4924.00	39.00	34.57	6.74	34.09	46.22	54.00	-7.78	V
7386.00	27.01	37.29	7.80	34.55	37.55	54.00	-16.45	V
9848.00	27.04	39.55	9.41	34.81	41.19	54.00	-12.81	V
12310.00	*					54.00		V
14772.00	*					54.00		V
17234.00	*					54.00		V
4924.00	37.31	34.57	6.74	34.09	44.53	54.00	-9.47	H
7386.00	25.12	37.29	7.80	34.55	35.66	54.00	-18.34	H
9848.00	23.86	39.55	9.41	34.81	38.01	54.00	-15.99	H
12310.00	*					54.00		H
14772.00	*					54.00		H
17234.00	*					54.00		H

Remark:

1. During the test, pre-scan the 802.11b,g,n(HT20) mode, and found the 802.11g mode is worse case , the report only record this mode.
2. Level =Receiver Read level + Antenna Factor + Cable Loss – Preamplifier Factor
3. “*”, means this data is the too weak instrument of signal is unable to test.

Antenna 4:

Test Mode: 802.11g Mode					Test channel: Lowest			
Peak Value								
Frequency (MHz)	Read Level (dBuV)	Antenna Factor (dB/m)	Cable Loss (dB)	Preamp Factor (dB)	Level (dBuV/m)	Limit (dBuV/m)	Over Limit (dB)	Pol.
4824.00	40.47	34.13	6.61	34.09	47.12	74.00	-26.88	V
7236.00	34.33	37.14	7.74	34.51	44.70	74.00	-29.30	V
9648.00	32.79	39.35	9.26	34.80	46.60	74.00	-27.40	V
12060.00	*					74.00		V
14472.00	*					74.00		V
16884.00	*					74.00		V
4824.00	39.11	34.13	6.61	34.09	45.76	74.00	-28.24	H
7236.00	34.06	37.14	7.74	34.51	44.43	74.00	-29.57	H
9648.00	32.37	39.35	9.26	34.80	46.18	74.00	-27.82	H
12060.00	*					74.00		H
14472.00	*					74.00		H
16884.00	*					74.00		H
Average Value								
Frequency (MHz)	Read Level (dBuV)	Antenna Factor (dB/m)	Cable Loss (dB)	Preamp Factor (dB)	Level (dBuV/m)	Limit (dBuV/m)	Over Limit (dB)	Pol.
4824.00	29.54	34.13	6.61	34.09	36.19	54.00	-17.81	V
7236.00	23.19	37.14	7.74	34.51	33.56	54.00	-20.44	V
9648.00	23.14	39.35	9.26	34.80	36.95	54.00	-17.05	V
12060.00	*					54.00		V
14472.00	*					54.00		V
16884.00	*					54.00		V
4824.00	28.64	34.13	6.61	34.09	35.29	54.00	-18.71	H
7236.00	22.64	37.14	7.74	34.51	33.01	54.00	-20.99	H
9648.00	22.11	39.35	9.26	34.80	35.92	54.00	-18.08	H
12060.00	*					54.00		H
14472.00	*					54.00		H
16884.00	*					54.00		H

Test Results (Above 1000MHz)

Test Mode: 802.11g Mode					Test channel: Middle			
Peak Value								
Frequency (MHz)	Read Level (dBuV)	Antenna Factor (dB/m)	Cable Loss (dB)	Preamp Factor (dB)	Level (dBuV/m)	Limit (dBuV/m)	Over Limit (dB)	Pol.
4874.00	39.50	34.35	6.67	34.09	46.43	74.00	-27.57	V
7311.00	34.38	37.21	7.77	34.53	44.83	74.00	-29.17	V
9748.00	33.80	39.45	9.33	34.80	47.78	74.00	-26.22	V
12185.00	*					74.00		V
14622.00	*					74.00		V
17059.00	*					74.00		V
4874.00	39.95	34.35	6.67	34.09	46.88	74.00	-27.12	H
7311.00	33.01	37.21	7.77	34.53	43.46	74.00	-30.54	H
9748.00	33.68	39.45	9.33	34.80	47.66	74.00	-26.34	H
12185.00	*					74.00		H
14622.00	*					74.00		H
17059.00	*					74.00		H
Average Value								
Frequency (MHz)	Read Level (dBuV)	Antenna Factor (dB/m)	Cable Loss (dB)	Preamp Factor (dB)	Level (dBuV/m)	Limit (dBuV/m)	Over Limit (dB)	Pol.
4874.00	30.34	34.35	6.67	34.09	37.27	54.00	-16.73	V
7311.00	22.69	37.21	7.77	34.53	33.14	54.00	-20.86	V
9748.00	23.05	39.45	9.33	34.80	37.03	54.00	-16.97	V
12185.00	*					54.00		V
14622.00	*					54.00		V
17059.00	*					54.00		V
4874.00	30.06	34.35	6.67	34.09	36.99	54.00	-17.01	H
7311.00	22.10	37.21	7.77	34.53	32.55	54.00	-21.45	H
9748.00	23.40	39.45	9.33	34.80	37.38	54.00	-16.62	H
12185.00	*					54.00		H
14622.00	*					54.00		H
17059.00	*					54.00		H

Test Results (Above 1000MHz)

Test Mode: 802.11g Mode					Test channel: Highest			
Peak Value								
Frequency (MHz)	Read Level (dBuV)	Antenna Factor (dB/m)	Cable Loss (dB)	Preamp Factor (dB)	Level (dBuV/m)	Limit (dBuV/m)	Over Limit (dB)	Pol.
4924.00	45.13	34.57	6.74	34.09	52.35	74.00	-21.65	V
7386.00	35.12	37.29	7.80	34.55	45.66	74.00	-28.34	V
9848.00	37.14	39.55	9.41	34.81	51.29	74.00	-22.71	V
12310.00	*					74.00		V
14772.00	*					74.00		V
17234.00	*					74.00		V
4924.00	44.40	34.57	6.74	34.09	51.62	74.00	-22.38	H
7386.00	34.00	37.29	7.80	34.55	44.54	74.00	-29.46	H
9848.00	33.30	39.55	9.41	34.81	47.45	74.00	-26.55	H
12310.00	*					74.00		H
14772.00	*					74.00		H
17234.00	*					74.00		H
Average Value								
Frequency (MHz)	Read Level (dBuV)	Antenna Factor (dB/m)	Cable Loss (dB)	Preamp Factor (dB)	Level (dBuV/m)	Limit (dBuV/m)	Over Limit (dB)	Pol.
4924.00	36.03	34.57	6.74	34.09	43.25	54.00	-10.75	V
7386.00	25.03	37.29	7.80	34.55	35.57	54.00	-18.43	V
9848.00	25.64	39.55	9.41	34.81	39.79	54.00	-14.21	V
12310.00	*					54.00		V
14772.00	*					54.00		V
17234.00	*					54.00		V
4924.00	34.75	34.57	6.74	34.09	41.97	54.00	-12.03	H
7386.00	23.39	37.29	7.80	34.55	33.93	54.00	-20.07	H
9848.00	22.56	39.55	9.41	34.81	36.71	54.00	-17.29	H
12310.00	*					54.00		H
14772.00	*					54.00		H
17234.00	*					54.00		H

Remark:

1. During the test, pre-scan the 802.11b,g,n(HT20) mode, and found the 802.11g mode is worse case , the report only record this mode.
2. Level =Receiver Read level + Antenna Factor + Cable Loss – Preamplifier Factor
3. “*”, means this data is the too weak instrument of signal is unable to test.

Antenna 3 + Antenna 4 MIMO:
Test Results (Above 1000MHz)

Test Mode: 802.11g Mode					Test channel: Lowest			
Peak Value								
Frequency (MHz)	Read Level (dBuV)	Antenna Factor (dB/m)	Cable Loss (dB)	Preamp Factor (dB)	Level (dBuV/m)	Limit (dBuV/m)	Over Limit (dB)	Pol.
4824.00	39.94	34.13	6.61	34.09	46.59	74.00	-27.41	V
7236.00	34.00	37.14	7.74	34.51	44.37	74.00	-29.63	V
9648.00	32.55	39.35	9.26	34.80	46.36	74.00	-27.64	V
12060.00	*					74.00		V
14472.00	*					74.00		V
16884.00	*					74.00		V
4824.00	38.66	34.13	6.61	34.09	45.31	74.00	-28.69	H
7236.00	33.77	37.14	7.74	34.51	44.14	74.00	-29.86	H
9648.00	32.15	39.35	9.26	34.80	45.96	74.00	-28.04	H
12060.00	*					74.00		H
14472.00	*					74.00		H
16884.00	*					74.00		H
Average Value								
Frequency (MHz)	Read Level (dBuV)	Antenna Factor (dB/m)	Cable Loss (dB)	Preamp Factor (dB)	Level (dBuV/m)	Limit (dBuV/m)	Over Limit (dB)	Pol.
4824.00	29.05	34.13	6.61	34.09	35.70	54.00	-18.30	V
7236.00	22.87	37.14	7.74	34.51	33.24	54.00	-20.76	V
9648.00	22.91	39.35	9.26	34.80	36.72	54.00	-17.28	V
12060.00	*					54.00		V
14472.00	*					54.00		V
16884.00	*					54.00		V
4824.00	28.22	34.13	6.61	34.09	34.87	54.00	-19.13	H
7236.00	22.36	37.14	7.74	34.51	32.73	54.00	-21.27	H
9648.00	21.90	39.35	9.26	34.80	35.71	54.00	-18.29	H
12060.00	*					54.00		H
14472.00	*					54.00		H
16884.00	*					54.00		H

Test Results (Above 1000MHz)

Test Mode: 802.11g Mode					Test channel: Middle			
Peak Value								
Frequency (MHz)	Read Level (dBuV)	Antenna Factor (dB/m)	Cable Loss (dB)	Preamp Factor (dB)	Level (dBuV/m)	Limit (dBuV/m)	Over Limit (dB)	Pol.
4874.00	39.06	34.13	6.61	34.09	45.71	74.00	-28.29	V
7311.00	34.11	37.14	7.74	34.51	44.48	74.00	-29.52	V
9748.00	33.60	39.35	9.26	34.80	47.41	74.00	-26.59	V
12185.00	*					74.00		V
14622.00	*					74.00		V
17059.00	*					74.00		V
4874.00	39.58	34.13	6.61	34.09	46.23	74.00	-27.77	H
7311.00	32.77	37.14	7.74	34.51	43.14	74.00	-30.86	H
9748.00	33.50	39.35	9.26	34.80	47.31	74.00	-26.69	H
12185.00	*					74.00		H
14622.00	*					74.00		H
17059.00	*					74.00		H
Average Value								
Frequency (MHz)	Read Level (dBuV)	Antenna Factor (dB/m)	Cable Loss (dB)	Preamp Factor (dB)	Level (dBuV/m)	Limit (dBuV/m)	Over Limit (dB)	Pol.
4874.00	29.93	34.13	6.61	34.09	36.58	54.00	-17.42	V
7311.00	22.43	37.14	7.74	34.51	32.80	54.00	-21.20	V
9748.00	22.86	39.35	9.26	34.80	36.67	54.00	-17.33	V
12185.00	*					54.00		V
14622.00	*					54.00		V
17059.00	*					54.00		V
4874.00	29.71	34.13	6.61	34.09	36.36	54.00	-17.64	H
7311.00	21.86	37.14	7.74	34.51	32.23	54.00	-21.77	H
9748.00	23.22	39.35	9.26	34.80	37.03	54.00	-16.97	H
12185.00	*					54.00		H
14622.00	*					54.00		H
17059.00	*					54.00		H

Test Results (Above 1000MHz)

Test Mode: 802.11g Mode					Test channel: Highest			
Peak Value								
Frequency (MHz)	Read Level (dBuV)	Antenna Factor (dB/m)	Cable Loss (dB)	Preamp Factor (dB)	Level (dBuV/m)	Limit (dBuV/m)	Over Limit (dB)	Pol.
4924.00	44.38	34.57	6.74	34.09	51.60	74.00	-22.40	V
7386.00	34.65	37.29	7.80	34.55	45.19	74.00	-28.81	V
9848.00	36.80	39.55	9.41	34.81	50.95	74.00	-23.05	V
12310.00	*					74.00		V
14772.00	*					74.00		V
17234.00	*					74.00		V
4924.00	43.76	34.57	6.74	34.09	50.98	74.00	-23.02	H
7386.00	33.59	37.29	7.80	34.55	44.13	74.00	-29.87	H
9848.00	32.99	39.55	9.41	34.81	47.14	74.00	-26.86	H
12310.00	*					74.00		H
14772.00	*					74.00		H
17234.00	*					74.00		H
Average Value								
Frequency (MHz)	Read Level (dBuV)	Antenna Factor (dB/m)	Cable Loss (dB)	Preamp Factor (dB)	Level (dBuV/m)	Limit (dBuV/m)	Over Limit (dB)	Pol.
4924.00	35.33	34.57	6.74	34.09	42.55	54.00	-11.45	V
7386.00	24.57	37.29	7.80	34.55	35.11	54.00	-18.89	V
9848.00	25.31	39.55	9.41	34.81	39.46	54.00	-14.54	V
12310.00	*					54.00		V
14772.00	*					54.00		V
17234.00	*					54.00		V
4924.00	34.15	34.57	6.74	34.09	41.37	54.00	-12.63	H
7386.00	22.99	37.29	7.80	34.55	33.53	54.00	-20.47	H
9848.00	22.26	39.55	9.41	34.81	36.41	54.00	-17.59	H
12310.00	*					54.00		H
14772.00	*					54.00		H
17234.00	*					54.00		H

Remark:

1. During the test, pre-scan the 802.11b,g,n(HT20) mode, and found the 802.11g mode is worse case , the report only record this mode.
2. Level =Receiver Read level + Antenna Factor + Cable Loss – Preamplifier Factor
3. “*”, means this data is the too weak instrument of signal is unable to test.

5.RADIATED BAND EMISSIONMEASUREMENT

5.1 TEST REQUIREMENT:

Test Requirement:	FCC Part15 C Section 15.209 and 15.205
Test Method:	ANSI C63.10: 2013
Test Frequency Range:	All of the restrict bands were tested, only the worst band's (2310MHz to 2500MHz) data was showed.
Test site:	Measurement Distance: 3m
Receiver setup:	

Frequency	Detector	RBW	VBW	Value
Above 1GHz	Peak	1MHz	3MHz	Peak
	Average	1MHz	3MHz	Average

LIMITS OF RADIATED EMISSION MEASUREMENT (Above 1000MHz)

FREQUENCY (MHz)	Class B (dBuV/m) (at 3M)	
	PEAK	AVERAGE
Above 1000	74	54

Notes:

(1) The limit for radiated test was performed according to FCC PART 15C.

(2) The tighter limit applies at the band edges.

(3) Emission level (dBuV/m)=20log Emission level (uV/m).

5.2 TEST PROCEDURE

Above 1GHz test procedure as below:

a. 1. The EUT was placed on the top of a rotating table 1.5 meters above the ground at a 3 meter camber. The table was rotated 360 degrees to determine the position of the highest radiation.

b. The EUT was set 3 meters away from the interference-receiving antenna, which was mounted on the top of a variable-height antenna tower.

c. The antenna height is varied from one meter to four meters above the ground to determine the maximum value of the field strength. Both horizontal and vertical polarizations of the antenna are set to make the measurement.

d. For each suspected emission, the EUT was arranged to its worst case and then the antenna was tuned to heights from 1 meter to 4 meters and the rota table was turned from 0 degrees to 360 degrees to find the maximum reading.

e. The test-receiver system was set to Peak Detect Function and Specified Bandwidth with Maximum Hold Mode.

f. If the emission level of the EUT in peak mode was 10dB lower than the limit specified, then testing could bestopped and the peak values of the EUT would be reported. Otherwise the emissions that did not have 10dBmargin would be re-tested one by one using peak, quasi-peak or average method as specified and then reportedin a data sheet.

g. Test the EUT in the lowest channel,the Highest channel

Note:

Both horizontal and vertical antenna polarities were tested
and performed pretest to three orthogonal axis. The worst case emissions were reported

5.3 DEVIATION FROM TEST STANDARD

No deviation

5.4 TEST SETUP

Radiated Emission Test-Up Frequency Above 1GHz

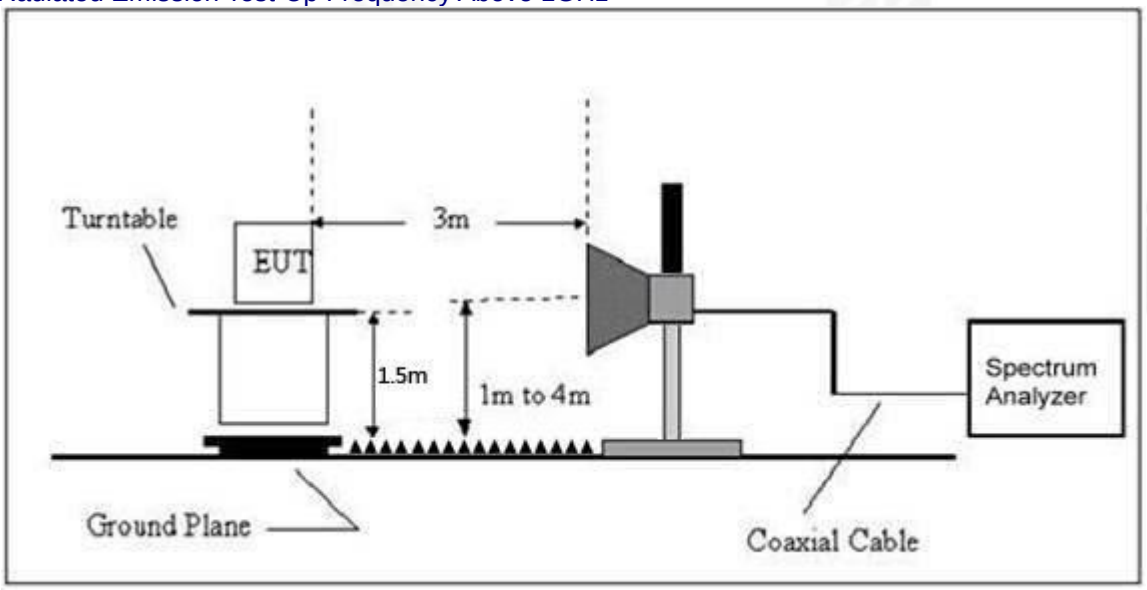

5.5 EUT OPERATING CONDITIONS

The EUT tested system was configured as the statements of 2.3 Unless otherwise a special operating condition is specified in the follows during the testing.

5.6 TEST RESULT

Antenna 1:

Radiated Band Edge:

Test Mode: 802.11b Mode					Test channel: Lowest			
Peak Value								
Frequency (MHz)	Read Level (dBuV)	Antenna Factor (dB/m)	Cable Loss (dB)	Preamp Factor (dB)	Level (dBuV/m)	Limit (dBuV/m)	Over Limit (dB)	Pol.
2390.00	52.52	29.15	3.41	34.01	51.07	74.00	-22.93	H
2400.00	61.82	29.16	3.43	34.01	60.40	74.00	-13.60	H
2390.00	54.26	29.15	3.41	34.01	52.81	74.00	-21.19	V
2400.00	63.86	29.16	3.43	34.01	62.44	74.00	-11.56	V
Average Value								
Frequency (MHz)	Read Level (dBuV)	Antenna Factor (dB/m)	Cable Loss (dB)	Preamp Factor (dB)	Level (dBuV/m)	Limit (dBuV/m)	Over Limit (dB)	Pol.
2390.00	39.03	29.15	3.41	34.01	37.58	54.00	-16.42	H
2400.00	47.42	29.16	3.43	34.01	46.00	54.00	-8.00	H
2390.00	40.92	29.15	3.41	34.01	39.47	54.00	-14.53	V
2400.00	48.61	29.16	3.43	34.01	47.19	54.00	-6.81	V

Test Mode: 802.11b Mode					Test channel: Highest			
Peak Value								
Frequency (MHz)	Read Level (dBuV)	Antenna Factor (dB/m)	Cable Loss (dB)	Preamp Factor (dB)	Level (dBuV/m)	Limit (dBuV/m)	Over Limit (dB)	Pol.
2483.50	53.55	29.28	3.53	34.03	52.33	74.00	-21.67	H
2500.00	49.10	29.30	3.56	34.03	47.93	74.00	-26.07	H
2483.50	55.99	29.28	3.53	34.03	54.77	74.00	-19.23	V
2500.00	51.77	29.30	3.56	34.03	50.60	74.00	-23.40	V
Average Value								
Frequency (MHz)	Read Level (dBuV)	Antenna Factor (dB/m)	Cable Loss (dB)	Preamp Factor (dB)	Level (dBuV/m)	Limit (dBuV/m)	Over Limit (dB)	Pol.
2483.50	39.53	29.28	3.53	34.03	38.31	54.00	-15.69	H
2500.00	35.46	29.30	3.56	34.03	34.29	54.00	-19.71	H
2483.50	41.55	29.28	3.53	34.03	40.33	54.00	-13.67	V
2500.00	37.38	29.30	3.56	34.03	36.21	54.00	-17.79	V

Remark:

1. Level =Receiver Read level + Antenna Factor + Cable Loss – Preamplifier Factor

Radiated Band Edge:

Test Mode: 802.11g Mode					Test channel: Lowest			
Peak Value								
Frequency (MHz)	Read Level (dBuV)	Antenna Factor (dB/m)	Cable Loss (dB)	Preamp Factor (dB)	Level (dBuV/m)	Limit (dBuV/m)	Over Limit (dB)	Pol.
2390.00	51.56	27.53	5.47	33.92	50.64	74.00	-23.36	H
2400.00	60.55	27.55	5.49	29.93	63.66	74.00	-10.34	H
2390.00	53.24	27.53	5.47	33.92	52.32	74.00	-21.68	V
2400.00	62.32	27.55	5.49	29.93	65.43	74.00	-8.57	V
Average Value								
Frequency (MHz)	Read Level (dBuV)	Antenna Factor (dB/m)	Cable Loss (dB)	Preamp Factor (dB)	Level (dBuV/m)	Limit (dBuV/m)	Over Limit (dB)	Pol.
2390.00	38.35	27.53	5.47	33.92	37.43	54.00	-16.57	H
2400.00	46.64	27.55	5.49	29.93	49.75	54.00	-4.25	H
2390.00	40.16	27.53	5.47	33.92	39.24	54.00	-14.76	V
2400.00	47.75	27.55	5.49	29.93	50.86	54.00	-3.14	V

Test Mode: 802.11g Mode					Test channel: Highest			
Peak Value								
Frequency (MHz)	Read Level (dBuV)	Antenna Factor (dB/m)	Cable Loss (dB)	Preamp Factor (dB)	Level (dBuV/m)	Limit (dBuV/m)	Over Limit (dB)	Pol.
2483.50	52.19	29.28	3.53	34.03	50.97	74.00	-23.03	H
2500.00	48.04	29.30	3.56	34.03	46.87	74.00	-27.13	H
2483.50	54.43	29.28	3.53	34.03	53.21	74.00	-20.79	V
2500.00	50.53	29.30	3.56	34.03	49.36	74.00	-24.64	V
Average Value								
Frequency (MHz)	Read Level (dBuV)	Antenna Factor (dB/m)	Cable Loss (dB)	Preamp Factor (dB)	Level (dBuV/m)	Limit (dBuV/m)	Over Limit (dB)	Pol.
2483.50	38.70	29.28	3.53	34.03	37.48	54.00	-16.52	H
2500.00	34.82	29.30	3.56	34.03	33.65	54.00	-20.35	H
2483.50	40.64	29.28	3.53	34.03	39.42	54.00	-14.58	V
2500.00	36.70	29.30	3.56	34.03	35.53	54.00	-18.47	V

Remark:

1. Level =Receiver Read level + Antenna Factor + Cable Loss – Preamplifier Factor

Radiated Band Edge:

Test Mode: 802.11n20 Mode					Test channel: Lowest			
Peak Value								
Frequency (MHz)	Read Level (dBuV)	Antenna Factor (dB/m)	Cable Loss (dB)	Preamp Factor (dB)	Level (dBuV/m)	Limit (dBuV/m)	Over Limit (dB)	Pol.
2390.00	51.12	27.53	5.47	33.92	50.20	74.00	-23.80	H
2400.00	59.96	27.55	5.49	29.93	63.07	74.00	-10.93	H
2390.00	52.77	27.53	5.47	33.92	51.85	74.00	-22.15	V
2400.00	61.61	27.55	5.49	29.93	64.72	74.00	-9.28	V
Average Value								
Frequency (MHz)	Read Level (dBuV)	Antenna Factor (dB/m)	Cable Loss (dB)	Preamp Factor (dB)	Level (dBuV/m)	Limit (dBuV/m)	Over Limit (dB)	Pol.
2390.00	38.03	27.53	5.47	33.92	37.11	54.00	-16.89	H
2400.00	46.27	27.55	5.49	29.93	49.38	54.00	-4.62	H
2390.00	39.81	27.53	5.47	33.92	38.89	54.00	-15.11	V
2400.00	47.36	27.55	5.49	29.93	50.47	54.00	-3.53	V

Test Mode: 802.11n20 Mode					Test channel: Highest			
Peak Value								
Frequency (MHz)	Read Level (dBuV)	Antenna Factor (dB/m)	Cable Loss (dB)	Preamp Factor (dB)	Level (dBuV/m)	Limit (dBuV/m)	Over Limit (dB)	Pol.
2483.50	51.55	29.28	3.53	34.03	50.33	74.00	-23.67	H
2500.00	47.55	29.30	3.56	34.03	46.38	74.00	-27.62	H
2483.50	53.70	29.28	3.53	34.03	52.48	74.00	-21.52	V
2500.00	49.96	29.30	3.56	34.03	48.79	74.00	-25.21	V
Average Value								
Frequency (MHz)	Read Level (dBuV)	Antenna Factor (dB/m)	Cable Loss (dB)	Preamp Factor (dB)	Level (dBuV/m)	Limit (dBuV/m)	Over Limit (dB)	Pol.
2483.50	38.32	29.28	3.53	34.03	37.10	54.00	-16.90	H
2500.00	34.52	29.30	3.56	34.03	33.35	54.00	-20.65	H
2483.50	40.22	29.28	3.53	34.03	39.00	54.00	-15.00	V
2500.00	36.38	29.30	3.56	34.03	35.21	54.00	-18.79	V

Remark:

1. Level =Receiver Read level + Antenna Factor + Cable Loss – Preamplifier Factor

Radiated Band Edge:

Test Mode: 802.11n40 Mode					Test channel: Lowest			
Peak Value								
Frequency (MHz)	Read Level (dBuV)	Antenna Factor (dB/m)	Cable Loss (dB)	Preamp Factor (dB)	Level (dBuV/m)	Limit (dBuV/m)	Over Limit (dB)	Pol.
2390.00	50.24	27.53	5.47	33.92	49.32	74.00	-24.68	H
2400.00	58.78	27.55	5.49	29.93	61.89	74.00	-12.11	H
2390.00	51.83	27.53	5.47	33.92	50.91	74.00	-23.09	V
2400.00	60.20	27.55	5.49	29.93	63.31	74.00	-10.69	V
Average Value								
Frequency (MHz)	Read Level (dBuV)	Antenna Factor (dB/m)	Cable Loss (dB)	Preamp Factor (dB)	Level (dBuV/m)	Limit (dBuV/m)	Over Limit (dB)	Pol.
2390.00	37.41	27.53	5.47	33.92	36.49	54.00	-17.51	H
2400.00	45.55	27.55	5.49	29.93	48.66	54.00	-5.34	H
2390.00	39.12	27.53	5.47	33.92	38.20	54.00	-15.80	V
2400.00	46.57	27.55	5.49	29.93	49.68	54.00	-4.32	V

Test Mode: 802.11n40 Mode					Test channel: Highest			
Peak Value								
Frequency (MHz)	Read Level (dBuV)	Antenna Factor (dB/m)	Cable Loss (dB)	Preamp Factor (dB)	Level (dBuV/m)	Limit (dBuV/m)	Over Limit (dB)	Pol.
2483.50	50.30	29.28	3.53	34.03	49.08	74.00	-24.92	H
2500.00	46.57	29.30	3.56	34.03	45.40	74.00	-28.60	H
2483.50	52.27	29.28	3.53	34.03	51.05	74.00	-22.95	V
2500.00	48.82	29.30	3.56	34.03	47.65	74.00	-26.35	V
Average Value								
Frequency (MHz)	Read Level (dBuV)	Antenna Factor (dB/m)	Cable Loss (dB)	Preamp Factor (dB)	Level (dBuV/m)	Limit (dBuV/m)	Over Limit (dB)	Pol.
2483.50	37.56	29.28	3.53	34.03	36.34	54.00	-17.66	H
2500.00	33.93	29.30	3.56	34.03	32.76	54.00	-21.24	H
2483.50	39.38	29.28	3.53	34.03	38.16	54.00	-15.84	V
2500.00	35.76	29.30	3.56	34.03	34.59	54.00	-19.41	V

Remark:

1. Level =Receiver Read level + Antenna Factor + Cable Loss – Preamplifier Factor

Radiated Band Edge:

Test Mode: 802.11ac(VHT20) Mode					Test channel: Lowest			
Peak Value								
Frequency (MHz)	Read Level (dBuV)	Antenna Factor (dB/m)	Cable Loss (dB)	Preamp Factor (dB)	Level (dBuV/m)	Limit (dBuV/m)	Over Limit (dB)	Pol.
2390.00	50.95	27.53	5.47	33.92	50.03	74.00	-23.97	H
2400.00	59.73	27.55	5.49	29.93	62.84	74.00	-11.16	H
2390.00	52.58	27.53	5.47	33.92	51.66	74.00	-22.34	V
2400.00	61.34	27.55	5.49	29.93	64.45	74.00	-9.55	V
Average Value								
Frequency (MHz)	Read Level (dBuV)	Antenna Factor (dB/m)	Cable Loss (dB)	Preamp Factor (dB)	Level (dBuV/m)	Limit (dBuV/m)	Over Limit (dB)	Pol.
2390.00	37.91	27.53	5.47	33.92	36.99	54.00	-17.01	H
2400.00	46.13	27.55	5.49	29.93	49.24	54.00	-4.76	H
2390.00	39.68	27.53	5.47	33.92	38.76	54.00	-15.24	V
2400.00	47.20	27.55	5.49	29.93	50.31	54.00	-3.69	V

Test Mode: 802.11ac(VHT20) Mode					Test channel: Highest			
Peak Value								
Frequency (MHz)	Read Level (dBuV)	Antenna Factor (dB/m)	Cable Loss (dB)	Preamp Factor (dB)	Level (dBuV/m)	Limit (dBuV/m)	Over Limit (dB)	Pol.
2483.50	51.31	29.28	3.53	34.03	50.09	74.00	-23.91	H
2500.00	47.36	29.30	3.56	34.03	46.19	74.00	-27.81	H
2483.50	53.42	29.28	3.53	34.03	52.20	74.00	-21.80	V
2500.00	49.74	29.30	3.56	34.03	48.57	74.00	-25.43	V
Average Value								
Frequency (MHz)	Read Level (dBuV)	Antenna Factor (dB/m)	Cable Loss (dB)	Preamp Factor (dB)	Level (dBuV/m)	Limit (dBuV/m)	Over Limit (dB)	Pol.
2483.50	38.17	29.28	3.53	34.03	36.95	54.00	-17.05	H
2500.00	34.41	29.30	3.56	34.03	33.24	54.00	-20.76	H
2483.50	40.06	29.28	3.53	34.03	38.84	54.00	-15.16	V
2500.00	36.26	29.30	3.56	34.03	35.09	54.00	-18.91	V

Remark:

1. Level =Receiver Read level + Antenna Factor + Cable Loss – Preamplifier Factor.

Radiated Band Edge:

Test Mode: 802.11ac(VHT40) Mode					Test channel: Lowest			
Peak Value								
Frequency (MHz)	Read Level (dBuV)	Antenna Factor (dB/m)	Cable Loss (dB)	Preamp Factor (dB)	Level (dBuV/m)	Limit (dBuV/m)	Over Limit (dB)	Pol.
2390.00	50.19	27.53	5.47	33.92	49.27	74.00	-24.73	H
2400.00	58.72	27.55	5.49	29.93	61.83	74.00	-12.17	H
2390.00	51.77	27.53	5.47	33.92	50.85	74.00	-23.15	V
2400.00	60.12	27.55	5.49	29.93	63.23	74.00	-10.77	V
Average Value								
Frequency (MHz)	Read Level (dBuV)	Antenna Factor (dB/m)	Cable Loss (dB)	Preamp Factor (dB)	Level (dBuV/m)	Limit (dBuV/m)	Over Limit (dB)	Pol.
2390.00	37.37	27.53	5.47	33.92	36.45	54.00	-17.55	H
2400.00	45.51	27.55	5.49	29.93	48.62	54.00	-5.38	H
2390.00	39.08	27.53	5.47	33.92	38.16	54.00	-15.84	V
2400.00	46.52	27.55	5.49	29.93	49.63	54.00	-4.37	V

Test Mode: 802.11ac(VHT40) Mode					Test channel: Highest			
Peak Value								
Frequency (MHz)	Read Level (dBuV)	Antenna Factor (dB/m)	Cable Loss (dB)	Preamp Factor (dB)	Level (dBuV/m)	Limit (dBuV/m)	Over Limit (dB)	Pol.
2483.50	50.23	29.28	3.53	34.03	49.01	74.00	-24.99	H
2500.00	46.52	29.30	3.56	34.03	45.35	74.00	-28.65	H
2483.50	52.19	29.28	3.53	34.03	50.97	74.00	-23.03	V
2500.00	48.76	29.30	3.56	34.03	47.59	74.00	-26.41	V
Average Value								
Frequency (MHz)	Read Level (dBuV)	Antenna Factor (dB/m)	Cable Loss (dB)	Preamp Factor (dB)	Level (dBuV/m)	Limit (dBuV/m)	Over Limit (dB)	Pol.
2483.50	37.52	29.28	3.53	34.03	36.30	54.00	-17.70	H
2500.00	33.90	29.30	3.56	34.03	32.73	54.00	-21.27	H
2483.50	39.34	29.28	3.53	34.03	38.12	54.00	-15.88	V
2500.00	35.72	29.30	3.56	34.03	34.55	54.00	-19.45	V

Remark:

1. Level =Receiver Read level + Antenna Factor + Cable Loss – Preamplifier Factor.

Radiated Band Edge:

Test Mode: 802.11ax(HEW20) Mode					Test channel: Lowest			
Peak Value								
Frequency (MHz)	Read Level (dBuV)	Antenna Factor (dB/m)	Cable Loss (dB)	Preamp Factor (dB)	Level (dBuV/m)	Limit (dBuV/m)	Over Limit (dB)	Pol.
2390.00	52.58	29.15	3.41	34.01	51.13	74.00	-22.87	H
2400.00	61.90	29.16	3.43	34.01	60.48	74.00	-13.52	H
2390.00	54.32	29.15	3.41	34.01	52.87	74.00	-21.13	V
2400.00	63.95	29.16	3.43	34.01	62.53	74.00	-11.47	V
Average Value								
Frequency (MHz)	Read Level (dBuV)	Antenna Factor (dB/m)	Cable Loss (dB)	Preamp Factor (dB)	Level (dBuV/m)	Limit (dBuV/m)	Over Limit (dB)	Pol.
2390.00	39.07	29.15	3.41	34.01	37.62	54.00	-16.38	H
2400.00	47.47	29.16	3.43	34.01	46.05	54.00	-7.95	H
2390.00	40.97	29.15	3.41	34.01	39.52	54.00	-14.48	V
2400.00	48.66	29.16	3.43	34.01	47.24	54.00	-6.76	V

Test Mode: 802.11ax(HEW20) Mode					Test channel: Highest			
Peak Value								
Frequency (MHz)	Read Level (dBuV)	Antenna Factor (dB/m)	Cable Loss (dB)	Preamp Factor (dB)	Level (dBuV/m)	Limit (dBuV/m)	Over Limit (dB)	Pol.
2483.50	53.63	29.28	3.53	34.03	52.41	74.00	-21.59	H
2500.00	49.16	29.30	3.56	34.03	47.99	74.00	-26.01	H
2483.50	56.08	29.28	3.53	34.03	54.86	74.00	-19.14	V
2500.00	51.85	29.30	3.56	34.03	50.68	74.00	-23.32	V
Average Value								
Frequency (MHz)	Read Level (dBuV)	Antenna Factor (dB/m)	Cable Loss (dB)	Preamp Factor (dB)	Level (dBuV/m)	Limit (dBuV/m)	Over Limit (dB)	Pol.
2483.50	39.58	29.28	3.53	34.03	38.36	54.00	-15.64	H
2500.00	35.50	29.30	3.56	34.03	34.33	54.00	-19.67	H
2483.50	41.61	29.28	3.53	34.03	40.39	54.00	-13.61	V
2500.00	37.42	29.30	3.56	34.03	36.25	54.00	-17.75	V

Remark:

1. Level =Receiver Read level + Antenna Factor + Cable Loss – Preamplifier Factor

Radiated Band Edge:

Test Mode: 802.11ax(HEW40) Mode					Test channel: Lowest			
Peak Value								
Frequency (MHz)	Read Level (dBuV)	Antenna Factor (dB/m)	Cable Loss (dB)	Preamp Factor (dB)	Level (dBuV/m)	Limit (dBuV/m)	Over Limit (dB)	Pol.
2390.00	51.42	27.53	5.47	33.92	50.50	74.00	-23.50	H
2400.00	60.35	27.55	5.49	29.93	63.46	74.00	-10.54	H
2390.00	53.09	27.53	5.47	33.92	52.17	74.00	-21.83	V
2400.00	62.09	27.55	5.49	29.93	65.20	74.00	-8.80	V
Average Value								
Frequency (MHz)	Read Level (dBuV)	Antenna Factor (dB/m)	Cable Loss (dB)	Preamp Factor (dB)	Level (dBuV/m)	Limit (dBuV/m)	Over Limit (dB)	Pol.
2390.00	38.25	27.53	5.47	33.92	37.33	54.00	-16.67	H
2400.00	46.52	27.55	5.49	29.93	49.63	54.00	-4.37	H
2390.00	40.05	27.53	5.47	33.92	39.13	54.00	-14.87	V
2400.00	47.62	27.55	5.49	29.93	50.73	54.00	-3.27	V

Test Mode: 802.11ax(HEW40) Mode					Test channel: Highest			
Peak Value								
Frequency (MHz)	Read Level (dBuV)	Antenna Factor (dB/m)	Cable Loss (dB)	Preamp Factor (dB)	Level (dBuV/m)	Limit (dBuV/m)	Over Limit (dB)	Pol.
2483.50	51.98	29.28	3.53	34.03	50.76	74.00	-23.24	H
2500.00	47.88	29.30	3.56	34.03	46.71	74.00	-27.29	H
2483.50	54.19	29.28	3.53	34.03	52.97	74.00	-21.03	V
2500.00	50.35	29.30	3.56	34.03	49.18	74.00	-24.82	V
Average Value								
Frequency (MHz)	Read Level (dBuV)	Antenna Factor (dB/m)	Cable Loss (dB)	Preamp Factor (dB)	Level (dBuV/m)	Limit (dBuV/m)	Over Limit (dB)	Pol.
2483.50	38.58	29.28	3.53	34.03	37.36	54.00	-16.64	H
2500.00	34.72	29.30	3.56	34.03	33.55	54.00	-20.45	H
2483.50	40.50	29.28	3.53	34.03	39.28	54.00	-14.72	V
2500.00	36.59	29.30	3.56	34.03	35.42	54.00	-18.58	V

Remark:

1. Level =Receiver Read level + Antenna Factor + Cable Loss – Preamplifier Factor

Antenna 2:

Radiated Band Edge:

Test Mode: 802.11b Mode					Test channel: Lowest			
Peak Value								
Frequency (MHz)	Read Level (dBuV)	Antenna Factor (dB/m)	Cable Loss (dB)	Preamp Factor (dB)	Level (dBuV/m)	Limit (dBuV/m)	Over Limit (dB)	Pol.
2390.00	53.05	29.15	3.41	34.01	51.60	74.00	-22.40	H
2400.00	62.53	29.16	3.43	34.01	61.11	74.00	-12.89	H
2390.00	54.83	29.15	3.41	34.01	53.38	74.00	-20.62	V
2400.00	64.70	29.16	3.43	34.01	63.28	74.00	-10.72	V
Average Value								
Frequency (MHz)	Read Level (dBuV)	Antenna Factor (dB/m)	Cable Loss (dB)	Preamp Factor (dB)	Level (dBuV/m)	Limit (dBuV/m)	Over Limit (dB)	Pol.
2390.00	39.41	29.15	3.41	34.01	37.96	54.00	-16.04	H
2400.00	47.85	29.16	3.43	34.01	46.43	54.00	-7.57	H
2390.00	41.34	29.15	3.41	34.01	39.89	54.00	-14.11	V
2400.00	49.08	29.16	3.43	34.01	47.66	54.00	-6.34	V

Test Mode: 802.11b Mode					Test channel: Highest			
Peak Value								
Frequency (MHz)	Read Level (dBuV)	Antenna Factor (dB/m)	Cable Loss (dB)	Preamp Factor (dB)	Level (dBuV/m)	Limit (dBuV/m)	Over Limit (dB)	Pol.
2483.50	54.30	29.28	3.53	34.03	53.08	74.00	-20.92	H
2500.00	49.68	29.30	3.56	34.03	48.51	74.00	-25.49	H
2483.50	56.85	29.28	3.53	34.03	55.63	74.00	-18.37	V
2500.00	52.46	29.30	3.56	34.03	51.29	74.00	-22.71	V
Average Value								
Frequency (MHz)	Read Level (dBuV)	Antenna Factor (dB/m)	Cable Loss (dB)	Preamp Factor (dB)	Level (dBuV/m)	Limit (dBuV/m)	Over Limit (dB)	Pol.
2483.50	39.98	29.28	3.53	34.03	38.76	54.00	-15.24	H
2500.00	35.82	29.30	3.56	34.03	34.65	54.00	-19.35	H
2483.50	42.05	29.28	3.53	34.03	40.83	54.00	-13.17	V
2500.00	37.75	29.30	3.56	34.03	36.58	54.00	-17.42	V

Remark:

1. Level =Receiver Read level + Antenna Factor + Cable Loss – Preamplifier Factor

Radiated Band Edge:

Test Mode: 802.11g Mode					Test channel: Lowest			
Peak Value								
Frequency (MHz)	Read Level (dBuV)	Antenna Factor (dB/m)	Cable Loss (dB)	Preamp Factor (dB)	Level (dBuV/m)	Limit (dBuV/m)	Over Limit (dB)	Pol.
2390.00	51.79	27.53	5.47	33.92	50.87	74.00	-23.13	H
2400.00	60.85	27.55	5.49	29.93	63.96	74.00	-10.04	H
2390.00	53.48	27.53	5.47	33.92	52.56	74.00	-21.44	V
2400.00	62.68	27.55	5.49	29.93	65.79	74.00	-8.21	V
Average Value								
Frequency (MHz)	Read Level (dBuV)	Antenna Factor (dB/m)	Cable Loss (dB)	Preamp Factor (dB)	Level (dBuV/m)	Limit (dBuV/m)	Over Limit (dB)	Pol.
2390.00	38.51	27.53	5.47	33.92	37.59	54.00	-16.41	H
2400.00	46.82	27.55	5.49	29.93	49.93	54.00	-4.07	H
2390.00	40.34	27.53	5.47	33.92	39.42	54.00	-14.58	V
2400.00	47.95	27.55	5.49	29.93	51.06	54.00	-2.94	V

Test Mode: 802.11g Mode					Test channel: Highest			
Peak Value								
Frequency (MHz)	Read Level (dBuV)	Antenna Factor (dB/m)	Cable Loss (dB)	Preamp Factor (dB)	Level (dBuV/m)	Limit (dBuV/m)	Over Limit (dB)	Pol.
2483.50	52.50	29.28	3.53	34.03	51.28	74.00	-22.72	H
2500.00	48.29	29.30	3.56	34.03	47.12	74.00	-26.88	H
2483.50	54.79	29.28	3.53	34.03	53.57	74.00	-20.43	V
2500.00	50.82	29.30	3.56	34.03	49.65	74.00	-24.35	V
Average Value								
Frequency (MHz)	Read Level (dBuV)	Antenna Factor (dB/m)	Cable Loss (dB)	Preamp Factor (dB)	Level (dBuV/m)	Limit (dBuV/m)	Over Limit (dB)	Pol.
2483.50	38.89	29.28	3.53	34.03	37.67	54.00	-16.33	H
2500.00	34.97	29.30	3.56	34.03	33.80	54.00	-20.20	H
2483.50	40.85	29.28	3.53	34.03	39.63	54.00	-14.37	V
2500.00	36.86	29.30	3.56	34.03	35.69	54.00	-18.31	V

Remark:

1. Level =Receiver Read level + Antenna Factor + Cable Loss – Preamplifier Factor

Radiated Band Edge:

Test Mode: 802.11n20 Mode					Test channel: Lowest			
Peak Value								
Frequency (MHz)	Read Level (dBuV)	Antenna Factor (dB/m)	Cable Loss (dB)	Preamp Factor (dB)	Level (dBuV/m)	Limit (dBuV/m)	Over Limit (dB)	Pol.
2390.00	51.42	27.53	5.47	33.92	50.50	74.00	-23.50	H
2400.00	60.36	27.55	5.49	29.93	63.47	74.00	-10.53	H
2390.00	53.09	27.53	5.47	33.92	52.17	74.00	-21.83	V
2400.00	62.10	27.55	5.49	29.93	65.21	74.00	-8.79	V
Average Value								
Frequency (MHz)	Read Level (dBuV)	Antenna Factor (dB/m)	Cable Loss (dB)	Preamp Factor (dB)	Level (dBuV/m)	Limit (dBuV/m)	Over Limit (dB)	Pol.
2390.00	38.25	27.53	5.47	33.92	37.33	54.00	-16.67	H
2400.00	46.52	27.55	5.49	29.93	49.63	54.00	-4.37	H
2390.00	40.05	27.53	5.47	33.92	39.13	54.00	-14.87	V
2400.00	47.63	27.55	5.49	29.93	50.74	54.00	-3.26	V

Test Mode: 802.11n20 Mode					Test channel: Highest			
Peak Value								
Frequency (MHz)	Read Level (dBuV)	Antenna Factor (dB/m)	Cable Loss (dB)	Preamp Factor (dB)	Level (dBuV/m)	Limit (dBuV/m)	Over Limit (dB)	Pol.
2483.50	51.98	29.28	3.53	34.03	50.76	74.00	-23.24	H
2500.00	47.88	29.30	3.56	34.03	46.71	74.00	-27.29	H
2483.50	54.20	29.28	3.53	34.03	52.98	74.00	-21.02	V
2500.00	50.35	29.30	3.56	34.03	49.18	74.00	-24.82	V
Average Value								
Frequency (MHz)	Read Level (dBuV)	Antenna Factor (dB/m)	Cable Loss (dB)	Preamp Factor (dB)	Level (dBuV/m)	Limit (dBuV/m)	Over Limit (dB)	Pol.
2483.50	38.58	29.28	3.53	34.03	37.36	54.00	-16.64	H
2500.00	34.73	29.30	3.56	34.03	33.56	54.00	-20.44	H
2483.50	40.51	29.28	3.53	34.03	39.29	54.00	-14.71	V
2500.00	36.60	29.30	3.56	34.03	35.43	54.00	-18.57	V

Remark:

1. Level =Receiver Read level + Antenna Factor + Cable Loss – Preamplifier Factor

Radiated Band Edge:

Test Mode: 802.11n40 Mode					Test channel: Lowest			
Peak Value								
Frequency (MHz)	Read Level (dBuV)	Antenna Factor (dB/m)	Cable Loss (dB)	Preamp Factor (dB)	Level (dBuV/m)	Limit (dBuV/m)	Over Limit (dB)	Pol.
2390.00	50.37	27.53	5.47	33.92	49.45	74.00	-24.55	H
2400.00	58.95	27.55	5.49	29.93	62.06	74.00	-11.94	H
2390.00	51.96	27.53	5.47	33.92	51.04	74.00	-22.96	V
2400.00	60.41	27.55	5.49	29.93	63.52	74.00	-10.48	V
Average Value								
Frequency (MHz)	Read Level (dBuV)	Antenna Factor (dB/m)	Cable Loss (dB)	Preamp Factor (dB)	Level (dBuV/m)	Limit (dBuV/m)	Over Limit (dB)	Pol.
2390.00	37.50	27.53	5.47	33.92	36.58	54.00	-17.42	H
2400.00	45.66	27.55	5.49	29.93	48.77	54.00	-5.23	H
2390.00	39.22	27.53	5.47	33.92	38.30	54.00	-15.70	V
2400.00	46.68	27.55	5.49	29.93	49.79	54.00	-4.21	V

Test Mode: 802.11n40 Mode					Test channel: Highest			
Peak Value								
Frequency (MHz)	Read Level (dBuV)	Antenna Factor (dB/m)	Cable Loss (dB)	Preamp Factor (dB)	Level (dBuV/m)	Limit (dBuV/m)	Over Limit (dB)	Pol.
2483.50	50.48	29.28	3.53	34.03	49.26	74.00	-24.74	H
2500.00	46.72	29.30	3.56	34.03	45.55	74.00	-28.45	H
2483.50	52.48	29.28	3.53	34.03	51.26	74.00	-22.74	V
2500.00	48.98	29.30	3.56	34.03	47.81	74.00	-26.19	V
Average Value								
Frequency (MHz)	Read Level (dBuV)	Antenna Factor (dB/m)	Cable Loss (dB)	Preamp Factor (dB)	Level (dBuV/m)	Limit (dBuV/m)	Over Limit (dB)	Pol.
2483.50	37.67	29.28	3.53	34.03	36.45	54.00	-17.55	H
2500.00	34.02	29.30	3.56	34.03	32.85	54.00	-21.15	H
2483.50	39.50	29.28	3.53	34.03	38.28	54.00	-15.72	V
2500.00	35.85	29.30	3.56	34.03	34.68	54.00	-19.32	V

Remark:

1. Level =Receiver Read level + Antenna Factor + Cable Loss – Preamplifier Factor.

Radiated Band Edge:

Test Mode: 802.11ac(VHT20) Mode					Test channel: Lowest			
Peak Value								
Frequency (MHz)	Read Level (dBuV)	Antenna Factor (dB/m)	Cable Loss (dB)	Preamp Factor (dB)	Level (dBuV/m)	Limit (dBuV/m)	Over Limit (dB)	Pol.
2390.00	50.94	27.53	5.47	33.92	50.02	74.00	-23.98	H
2400.00	59.71	27.55	5.49	29.93	62.82	74.00	-11.18	H
2390.00	52.57	27.53	5.47	33.92	51.65	74.00	-22.35	V
2400.00	61.31	27.55	5.49	29.93	64.42	74.00	-9.58	V
Average Value								
Frequency (MHz)	Read Level (dBuV)	Antenna Factor (dB/m)	Cable Loss (dB)	Preamp Factor (dB)	Level (dBuV/m)	Limit (dBuV/m)	Over Limit (dB)	Pol.
2390.00	37.90	27.53	5.47	33.92	36.98	54.00	-17.02	H
2400.00	46.12	27.55	5.49	29.93	49.23	54.00	-4.77	H
2390.00	39.66	27.53	5.47	33.92	38.74	54.00	-15.26	V
2400.00	47.19	27.55	5.49	29.93	50.30	54.00	-3.70	V

Test Mode: 802.11ac(VHT20) Mode					Test channel: Highest			
Peak Value								
Frequency (MHz)	Read Level (dBuV)	Antenna Factor (dB/m)	Cable Loss (dB)	Preamp Factor (dB)	Level (dBuV/m)	Limit (dBuV/m)	Over Limit (dB)	Pol.
2483.50	51.29	29.28	3.53	34.03	50.07	74.00	-23.93	H
2500.00	47.34	29.30	3.56	34.03	46.17	74.00	-27.83	H
2483.50	53.40	29.28	3.53	34.03	52.18	74.00	-21.82	V
2500.00	49.72	29.30	3.56	34.03	48.55	74.00	-25.45	V
Average Value								
Frequency (MHz)	Read Level (dBuV)	Antenna Factor (dB/m)	Cable Loss (dB)	Preamp Factor (dB)	Level (dBuV/m)	Limit (dBuV/m)	Over Limit (dB)	Pol.
2483.50	38.16	29.28	3.53	34.03	36.94	54.00	-17.06	H
2500.00	34.40	29.30	3.56	34.03	33.23	54.00	-20.77	H
2483.50	40.04	29.28	3.53	34.03	38.82	54.00	-15.18	V
2500.00	36.25	29.30	3.56	34.03	35.08	54.00	-18.92	V

Remark:

1. Level =Receiver Read level + Antenna Factor + Cable Loss – Preamplifier Factor

Radiated Band Edge:

Test Mode: 802.11ac(VHT40) Mode					Test channel: Lowest			
Peak Value								
Frequency (MHz)	Read Level (dBuV)	Antenna Factor (dB/m)	Cable Loss (dB)	Preamp Factor (dB)	Level (dBuV/m)	Limit (dBuV/m)	Over Limit (dB)	Pol.
2390.00	50.21	27.53	5.47	33.92	49.29	74.00	-24.71	H
2400.00	58.74	27.55	5.49	29.93	61.85	74.00	-12.15	H
2390.00	51.79	27.53	5.47	33.92	50.87	74.00	-23.13	V
2400.00	60.15	27.55	5.49	29.93	63.26	74.00	-10.74	V
Average Value								
Frequency (MHz)	Read Level (dBuV)	Antenna Factor (dB/m)	Cable Loss (dB)	Preamp Factor (dB)	Level (dBuV/m)	Limit (dBuV/m)	Over Limit (dB)	Pol.
2390.00	37.38	27.53	5.47	33.92	36.46	54.00	-17.54	H
2400.00	45.52	27.55	5.49	29.93	48.63	54.00	-5.37	H
2390.00	39.09	27.53	5.47	33.92	38.17	54.00	-15.83	V
2400.00	46.54	27.55	5.49	29.93	49.65	54.00	-4.35	V

Test Mode: 802.11ac(VHT40) Mode					Test channel: Highest			
Peak Value								
Frequency (MHz)	Read Level (dBuV)	Antenna Factor (dB/m)	Cable Loss (dB)	Preamp Factor (dB)	Level (dBuV/m)	Limit (dBuV/m)	Over Limit (dB)	Pol.
2483.50	50.25	29.28	3.53	34.03	49.03	74.00	-24.97	H
2500.00	46.54	29.30	3.56	34.03	45.37	74.00	-28.63	H
2483.50	52.21	29.28	3.53	34.03	50.99	74.00	-23.01	V
2500.00	48.77	29.30	3.56	34.03	47.60	74.00	-26.40	V
Average Value								
Frequency (MHz)	Read Level (dBuV)	Antenna Factor (dB/m)	Cable Loss (dB)	Preamp Factor (dB)	Level (dBuV/m)	Limit (dBuV/m)	Over Limit (dB)	Pol.
2483.50	37.53	29.28	3.53	34.03	36.31	54.00	-17.69	H
2500.00	33.91	29.30	3.56	34.03	32.74	54.00	-21.26	H
2483.50	39.35	29.28	3.53	34.03	38.13	54.00	-15.87	V
2500.00	35.73	29.30	3.56	34.03	34.56	54.00	-19.44	V

Remark:

1. Level =Receiver Read level + Antenna Factor + Cable Loss – Preamplifier Factor

Radiated Band Edge:

Test Mode: 802.11ax(HEW20) Mode					Test channel: Lowest			
Peak Value								
Frequency (MHz)	Read Level (dBuV)	Antenna Factor (dB/m)	Cable Loss (dB)	Preamp Factor (dB)	Level (dBuV/m)	Limit (dBuV/m)	Over Limit (dB)	Pol.
2390.00	52.54	29.15	3.41	34.01	51.09	74.00	-22.91	H
2400.00	61.86	29.16	3.43	34.01	60.44	74.00	-13.56	H
2390.00	54.29	29.15	3.41	34.01	52.84	74.00	-21.16	V
2400.00	63.89	29.16	3.43	34.01	62.47	74.00	-11.53	V
Average Value								
Frequency (MHz)	Read Level (dBuV)	Antenna Factor (dB/m)	Cable Loss (dB)	Preamp Factor (dB)	Level (dBuV/m)	Limit (dBuV/m)	Over Limit (dB)	Pol.
2390.00	39.05	29.15	3.41	34.01	37.60	54.00	-16.40	H
2400.00	47.44	29.16	3.43	34.01	46.02	54.00	-7.98	H
2390.00	40.94	29.15	3.41	34.01	39.49	54.00	-14.51	V
2400.00	48.63	29.16	3.43	34.01	47.21	54.00	-6.79	V

Test Mode: 802.11ax(HEW20) Mode					Test channel: Highest			
Peak Value								
Frequency (MHz)	Read Level (dBuV)	Antenna Factor (dB/m)	Cable Loss (dB)	Preamp Factor (dB)	Level (dBuV/m)	Limit (dBuV/m)	Over Limit (dB)	Pol.
2483.50	53.58	29.28	3.53	34.03	52.36	74.00	-21.64	H
2500.00	49.12	29.30	3.56	34.03	47.95	74.00	-26.05	H
2483.50	56.03	29.28	3.53	34.03	54.81	74.00	-19.19	V
2500.00	51.80	29.30	3.56	34.03	50.63	74.00	-23.37	V
Average Value								
Frequency (MHz)	Read Level (dBuV)	Antenna Factor (dB/m)	Cable Loss (dB)	Preamp Factor (dB)	Level (dBuV/m)	Limit (dBuV/m)	Over Limit (dB)	Pol.
2483.50	39.55	29.28	3.53	34.03	38.33	54.00	-15.67	H
2500.00	35.48	29.30	3.56	34.03	34.31	54.00	-19.69	H
2483.50	41.57	29.28	3.53	34.03	40.35	54.00	-13.65	V
2500.00	37.39	29.30	3.56	34.03	36.22	54.00	-17.78	V

Remark:

1. Level =Receiver Read level + Antenna Factor + Cable Loss – Preamplifier Factor

Radiated Band Edge:

Test Mode: 802.11ax(HEW40) Mode					Test channel: Lowest			
Peak Value								
Frequency (MHz)	Read Level (dBuV)	Antenna Factor (dB/m)	Cable Loss (dB)	Preamp Factor (dB)	Level (dBuV/m)	Limit (dBuV/m)	Over Limit (dB)	Pol.
2390.00	51.47	27.53	5.47	33.92	50.55	74.00	-23.45	H
2400.00	60.42	27.55	5.49	29.93	63.53	74.00	-10.47	H
2390.00	53.14	27.53	5.47	33.92	52.22	74.00	-21.78	V
2400.00	62.17	27.55	5.49	29.93	65.28	74.00	-8.72	V
Average Value								
Frequency (MHz)	Read Level (dBuV)	Antenna Factor (dB/m)	Cable Loss (dB)	Preamp Factor (dB)	Level (dBuV/m)	Limit (dBuV/m)	Over Limit (dB)	Pol.
2390.00	38.28	27.53	5.47	33.92	37.36	54.00	-16.64	H
2400.00	46.56	27.55	5.49	29.93	49.67	54.00	-4.33	H
2390.00	40.09	27.53	5.47	33.92	39.17	54.00	-14.83	V
2400.00	47.67	27.55	5.49	29.93	50.78	54.00	-3.22	V

Test Mode: 802.11ax(HEW40) Mode					Test channel: Highest			
Peak Value								
Frequency (MHz)	Read Level (dBuV)	Antenna Factor (dB/m)	Cable Loss (dB)	Preamp Factor (dB)	Level (dBuV/m)	Limit (dBuV/m)	Over Limit (dB)	Pol.
2483.50	52.05	29.28	3.53	34.03	50.83	74.00	-23.17	H
2500.00	47.93	29.30	3.56	34.03	46.76	74.00	-27.24	H
2483.50	54.27	29.28	3.53	34.03	53.05	74.00	-20.95	V
2500.00	50.41	29.30	3.56	34.03	49.24	74.00	-24.76	V
Average Value								
Frequency (MHz)	Read Level (dBuV)	Antenna Factor (dB/m)	Cable Loss (dB)	Preamp Factor (dB)	Level (dBuV/m)	Limit (dBuV/m)	Over Limit (dB)	Pol.
2483.50	38.62	29.28	3.53	34.03	37.40	54.00	-16.60	H
2500.00	34.76	29.30	3.56	34.03	33.59	54.00	-20.41	H
2483.50	40.55	29.28	3.53	34.03	39.33	54.00	-14.67	V
2500.00	36.63	29.30	3.56	34.03	35.46	54.00	-18.54	V

Remark:

1. Level =Receiver Read level + Antenna Factor + Cable Loss – Preamplifier Factor

Antenna 3:

Radiated Band Edge:

Test Mode: 802.11b Mode					Test channel: Lowest			
Peak Value								
Frequency (MHz)	Read Level (dBuV)	Antenna Factor (dB/m)	Cable Loss (dB)	Preamp Factor (dB)	Level (dBuV/m)	Limit (dBuV/m)	Over Limit (dB)	Pol.
2390.00	52.74	29.15	3.41	34.01	51.29	74.00	-22.71	H
2400.00	62.12	29.16	3.43	34.01	60.70	74.00	-13.30	H
2390.00	54.50	29.15	3.41	34.01	53.05	74.00	-20.95	V
2400.00	64.21	29.16	3.43	34.01	62.79	74.00	-11.21	V
Average Value								
Frequency (MHz)	Read Level (dBuV)	Antenna Factor (dB/m)	Cable Loss (dB)	Preamp Factor (dB)	Level (dBuV/m)	Limit (dBuV/m)	Over Limit (dB)	Pol.
2390.00	39.19	29.15	3.41	34.01	37.74	54.00	-16.26	H
2400.00	47.60	29.16	3.43	34.01	46.18	54.00	-7.82	H
2390.00	41.10	29.15	3.41	34.01	39.65	54.00	-14.35	V
2400.00	48.81	29.16	3.43	34.01	47.39	54.00	-6.61	V

Test Mode: 802.11b Mode					Test channel: Highest			
Peak Value								
Frequency (MHz)	Read Level (dBuV)	Antenna Factor (dB/m)	Cable Loss (dB)	Preamp Factor (dB)	Level (dBuV/m)	Limit (dBuV/m)	Over Limit (dB)	Pol.
2483.50	53.87	29.28	3.53	34.03	52.65	74.00	-21.35	H
2500.00	49.34	29.30	3.56	34.03	48.17	74.00	-25.83	H
2483.50	56.35	29.28	3.53	34.03	55.13	74.00	-18.87	V
2500.00	52.06	29.30	3.56	34.03	50.89	74.00	-23.11	V
Average Value								
Frequency (MHz)	Read Level (dBuV)	Antenna Factor (dB/m)	Cable Loss (dB)	Preamp Factor (dB)	Level (dBuV/m)	Limit (dBuV/m)	Over Limit (dB)	Pol.
2483.50	39.72	29.28	3.53	34.03	38.50	54.00	-15.50	H
2500.00	35.61	29.30	3.56	34.03	34.44	54.00	-19.56	H
2483.50	41.76	29.28	3.53	34.03	40.54	54.00	-13.46	V
2500.00	37.54	29.30	3.56	34.03	36.37	54.00	-17.63	V

Remark:

1. Level =Receiver Read level + Antenna Factor + Cable Loss – Preamplifier Factor

Radiated Band Edge:

Test Mode: 802.11g Mode					Test channel: Lowest			
Peak Value								
Frequency (MHz)	Read Level (dBuV)	Antenna Factor (dB/m)	Cable Loss (dB)	Preamp Factor (dB)	Level (dBuV/m)	Limit (dBuV/m)	Over Limit (dB)	Pol.
2390.00	51.35	27.53	5.47	33.92	50.43	74.00	-23.57	H
2400.00	60.27	27.55	5.49	29.93	63.38	74.00	-10.62	H
2390.00	53.02	27.53	5.47	33.92	52.10	74.00	-21.90	V
2400.00	61.99	27.55	5.49	29.93	65.10	74.00	-8.90	V
Average Value								
Frequency (MHz)	Read Level (dBuV)	Antenna Factor (dB/m)	Cable Loss (dB)	Preamp Factor (dB)	Level (dBuV/m)	Limit (dBuV/m)	Over Limit (dB)	Pol.
2390.00	38.20	27.53	5.47	33.92	37.28	54.00	-16.72	H
2400.00	46.46	27.55	5.49	29.93	49.57	54.00	-4.43	H
2390.00	40.00	27.53	5.47	33.92	39.08	54.00	-14.92	V
2400.00	47.56	27.55	5.49	29.93	50.67	54.00	-3.33	V

Test Mode: 802.11g Mode					Test channel: Highest			
Peak Value								
Frequency (MHz)	Read Level (dBuV)	Antenna Factor (dB/m)	Cable Loss (dB)	Preamp Factor (dB)	Level (dBuV/m)	Limit (dBuV/m)	Over Limit (dB)	Pol.
2483.50	51.88	29.28	3.53	34.03	50.66	74.00	-23.34	H
2500.00	47.81	29.30	3.56	34.03	46.64	74.00	-27.36	H
2483.50	54.08	29.28	3.53	34.03	52.86	74.00	-21.14	V
2500.00	50.26	29.30	3.56	34.03	49.09	74.00	-24.91	V
Average Value								
Frequency (MHz)	Read Level (dBuV)	Antenna Factor (dB/m)	Cable Loss (dB)	Preamp Factor (dB)	Level (dBuV/m)	Limit (dBuV/m)	Over Limit (dB)	Pol.
2483.50	38.52	29.28	3.53	34.03	37.30	54.00	-16.70	H
2500.00	34.68	29.30	3.56	34.03	33.51	54.00	-20.49	H
2483.50	40.44	29.28	3.53	34.03	39.22	54.00	-14.78	V
2500.00	36.55	29.30	3.56	34.03	35.38	54.00	-18.62	V

Remark:

1. Level =Receiver Read level + Antenna Factor + Cable Loss – Preamplifier Factor

Radiated Band Edge:

Test Mode: 802.11n20 Mode					Test channel: Lowest			
Peak Value								
Frequency (MHz)	Read Level (dBuV)	Antenna Factor (dB/m)	Cable Loss (dB)	Preamp Factor (dB)	Level (dBuV/m)	Limit (dBuV/m)	Over Limit (dB)	Pol.
2390.00	51.03	27.53	5.47	33.92	50.11	74.00	-23.89	H
2400.00	59.83	27.55	5.49	29.93	62.94	74.00	-11.06	H
2390.00	52.66	27.53	5.47	33.92	51.74	74.00	-22.26	V
2400.00	61.46	27.55	5.49	29.93	64.57	74.00	-9.43	V
Average Value								
Frequency (MHz)	Read Level (dBuV)	Antenna Factor (dB/m)	Cable Loss (dB)	Preamp Factor (dB)	Level (dBuV/m)	Limit (dBuV/m)	Over Limit (dB)	Pol.
2390.00	37.97	27.53	5.47	33.92	37.05	54.00	-16.95	H
2400.00	46.19	27.55	5.49	29.93	49.30	54.00	-4.70	H
2390.00	39.74	27.53	5.47	33.92	38.82	54.00	-15.18	V
2400.00	47.27	27.55	5.49	29.93	50.38	54.00	-3.62	V

Test Mode: 802.11n20 Mode					Test channel: Highest			
Peak Value								
Frequency (MHz)	Read Level (dBuV)	Antenna Factor (dB/m)	Cable Loss (dB)	Preamp Factor (dB)	Level (dBuV/m)	Limit (dBuV/m)	Over Limit (dB)	Pol.
2483.50	51.42	29.28	3.53	34.03	50.20	74.00	-23.80	H
2500.00	47.44	29.30	3.56	34.03	46.27	74.00	-27.73	H
2483.50	53.55	29.28	3.53	34.03	52.33	74.00	-21.67	V
2500.00	49.83	29.30	3.56	34.03	48.66	74.00	-25.34	V
Average Value								
Frequency (MHz)	Read Level (dBuV)	Antenna Factor (dB/m)	Cable Loss (dB)	Preamp Factor (dB)	Level (dBuV/m)	Limit (dBuV/m)	Over Limit (dB)	Pol.
2483.50	38.24	29.28	3.53	34.03	37.02	54.00	-16.98	H
2500.00	34.46	29.30	3.56	34.03	33.29	54.00	-20.71	H
2483.50	40.13	29.28	3.53	34.03	38.91	54.00	-15.09	V
2500.00	36.31	29.30	3.56	34.03	35.14	54.00	-18.86	V

Remark:

1. Level =Receiver Read level + Antenna Factor + Cable Loss – Preamplifier Factor

Antenna 4:

Radiated Band Edge:

Test Mode: 802.11b Mode					Test channel: Lowest			
Peak Value								
Frequency (MHz)	Read Level (dBuV)	Antenna Factor (dB/m)	Cable Loss (dB)	Preamp Factor (dB)	Level (dBuV/m)	Limit (dBuV/m)	Over Limit (dB)	Pol.
2390.00	52.55	29.15	3.41	34.01	51.10	74.00	-22.90	H
2400.00	61.87	29.16	3.43	34.01	60.45	74.00	-13.55	H
2390.00	54.30	29.15	3.41	34.01	52.85	74.00	-21.15	V
2400.00	63.91	29.16	3.43	34.01	62.49	74.00	-11.51	V
Average Value								
Frequency (MHz)	Read Level (dBuV)	Antenna Factor (dB/m)	Cable Loss (dB)	Preamp Factor (dB)	Level (dBuV/m)	Limit (dBuV/m)	Over Limit (dB)	Pol.
2390.00	39.05	29.15	3.41	34.01	37.60	54.00	-16.40	H
2400.00	47.45	29.16	3.43	34.01	46.03	54.00	-7.97	H
2390.00	40.95	29.15	3.41	34.01	39.50	54.00	-14.50	V
2400.00	48.64	29.16	3.43	34.01	47.22	54.00	-6.78	V

Test Mode: 802.11b Mode					Test channel: Highest			
Peak Value								
Frequency (MHz)	Read Level (dBuV)	Antenna Factor (dB/m)	Cable Loss (dB)	Preamp Factor (dB)	Level (dBuV/m)	Limit (dBuV/m)	Over Limit (dB)	Pol.
2483.50	53.60	29.28	3.53	34.03	52.38	74.00	-21.62	H
2500.00	49.14	29.30	3.56	34.03	47.97	74.00	-26.03	H
2483.50	56.04	29.28	3.53	34.03	54.82	74.00	-19.18	V
2500.00	51.82	29.30	3.56	34.03	50.65	74.00	-23.35	V
Average Value								
Frequency (MHz)	Read Level (dBuV)	Antenna Factor (dB/m)	Cable Loss (dB)	Preamp Factor (dB)	Level (dBuV/m)	Limit (dBuV/m)	Over Limit (dB)	Pol.
2483.50	39.56	29.28	3.53	34.03	38.34	54.00	-15.66	H
2500.00	35.49	29.30	3.56	34.03	34.32	54.00	-19.68	H
2483.50	41.58	29.28	3.53	34.03	40.36	54.00	-13.64	V
2500.00	37.40	29.30	3.56	34.03	36.23	54.00	-17.77	V

Remark:

1. Level =Receiver Read level + Antenna Factor + Cable Loss – Preamplifier Factor

Radiated Band Edge:

Test Mode: 802.11g Mode					Test channel: Lowest			
Peak Value								
Frequency (MHz)	Read Level (dBuV)	Antenna Factor (dB/m)	Cable Loss (dB)	Preamp Factor (dB)	Level (dBuV/m)	Limit (dBuV/m)	Over Limit (dB)	Pol.
2390.00	51.59	27.53	5.47	33.92	50.67	74.00	-23.33	H
2400.00	60.59	27.55	5.49	29.93	63.70	74.00	-10.30	H
2390.00	53.27	27.53	5.47	33.92	52.35	74.00	-21.65	V
2400.00	62.37	27.55	5.49	29.93	65.48	74.00	-8.52	V
Average Value								
Frequency (MHz)	Read Level (dBuV)	Antenna Factor (dB/m)	Cable Loss (dB)	Preamp Factor (dB)	Level (dBuV/m)	Limit (dBuV/m)	Over Limit (dB)	Pol.
2390.00	38.37	27.53	5.47	33.92	37.45	54.00	-16.55	H
2400.00	46.66	27.55	5.49	29.93	49.77	54.00	-4.23	H
2390.00	40.19	27.53	5.47	33.92	39.27	54.00	-14.73	V
2400.00	47.78	27.55	5.49	29.93	50.89	54.00	-3.11	V

Test Mode: 802.11g Mode					Test channel: Highest			
Peak Value								
Frequency (MHz)	Read Level (dBuV)	Antenna Factor (dB/m)	Cable Loss (dB)	Preamp Factor (dB)	Level (dBuV/m)	Limit (dBuV/m)	Over Limit (dB)	Pol.
2483.50	52.23	29.28	3.53	34.03	51.01	74.00	-22.99	H
2500.00	48.07	29.30	3.56	34.03	46.90	74.00	-27.10	H
2483.50	54.47	29.28	3.53	34.03	53.25	74.00	-20.75	V
2500.00	50.57	29.30	3.56	34.03	49.40	74.00	-24.60	V
Average Value								
Frequency (MHz)	Read Level (dBuV)	Antenna Factor (dB/m)	Cable Loss (dB)	Preamp Factor (dB)	Level (dBuV/m)	Limit (dBuV/m)	Over Limit (dB)	Pol.
2483.50	38.73	29.28	3.53	34.03	37.51	54.00	-16.49	H
2500.00	34.84	29.30	3.56	34.03	33.67	54.00	-20.33	H
2483.50	40.67	29.28	3.53	34.03	39.45	54.00	-14.55	V
2500.00	36.72	29.30	3.56	34.03	35.55	54.00	-18.45	V

Remark:

1. Level =Receiver Read level + Antenna Factor + Cable Loss – Preamplifier Factor

Radiated Band Edge:

Test Mode: 802.11n20 Mode					Test channel: Lowest			
Peak Value								
Frequency (MHz)	Read Level (dBuV)	Antenna Factor (dB/m)	Cable Loss (dB)	Preamp Factor (dB)	Level (dBuV/m)	Limit (dBuV/m)	Over Limit (dB)	Pol.
2390.00	51.17	27.53	5.47	33.92	50.25	74.00	-23.75	H
2400.00	60.02	27.55	5.49	29.93	63.13	74.00	-10.87	H
2390.00	52.82	27.53	5.47	33.92	51.90	74.00	-22.10	V
2400.00	61.69	27.55	5.49	29.93	64.80	74.00	-9.20	V
Average Value								
Frequency (MHz)	Read Level (dBuV)	Antenna Factor (dB/m)	Cable Loss (dB)	Preamp Factor (dB)	Level (dBuV/m)	Limit (dBuV/m)	Over Limit (dB)	Pol.
2390.00	38.07	27.53	5.47	33.92	37.15	54.00	-16.85	H
2400.00	46.31	27.55	5.49	29.93	49.42	54.00	-4.58	H
2390.00	39.85	27.53	5.47	33.92	38.93	54.00	-15.07	V
2400.00	47.40	27.55	5.49	29.93	50.51	54.00	-3.49	V

Test Mode: 802.11n20 Mode					Test channel: Highest			
Peak Value								
Frequency (MHz)	Read Level (dBuV)	Antenna Factor (dB/m)	Cable Loss (dB)	Preamp Factor (dB)	Level (dBuV/m)	Limit (dBuV/m)	Over Limit (dB)	Pol.
2483.50	51.62	29.28	3.53	34.03	50.40	74.00	-23.60	H
2500.00	47.60	29.30	3.56	34.03	46.43	74.00	-27.57	H
2483.50	53.78	29.28	3.53	34.03	52.56	74.00	-21.44	V
2500.00	50.02	29.30	3.56	34.03	48.85	74.00	-25.15	V
Average Value								
Frequency (MHz)	Read Level (dBuV)	Antenna Factor (dB/m)	Cable Loss (dB)	Preamp Factor (dB)	Level (dBuV/m)	Limit (dBuV/m)	Over Limit (dB)	Pol.
2483.50	38.36	29.28	3.53	34.03	37.14	54.00	-16.86	H
2500.00	34.55	29.30	3.56	34.03	33.38	54.00	-20.62	H
2483.50	40.26	29.28	3.53	34.03	39.04	54.00	-14.96	V
2500.00	36.42	29.30	3.56	34.03	35.25	54.00	-18.75	V

Remark:

1. Level =Receiver Read level + Antenna Factor + Cable Loss – Preamplifier Factor

Radiated Band Edge:

Test Mode: 802.11n40 Mode					Test channel: Lowest			
Peak Value								
Frequency (MHz)	Read Level (dBuV)	Antenna Factor (dB/m)	Cable Loss (dB)	Preamp Factor (dB)	Level (dBuV/m)	Limit (dBuV/m)	Over Limit (dB)	Pol.
2390.00	50.22	27.53	5.47	33.92	49.30	74.00	-24.70	H
2400.00	58.75	27.55	5.49	29.93	61.86	74.00	-12.14	H
2390.00	51.80	27.53	5.47	33.92	50.88	74.00	-23.12	V
2400.00	60.17	27.55	5.49	29.93	63.28	74.00	-10.72	V
Average Value								
Frequency (MHz)	Read Level (dBuV)	Antenna Factor (dB/m)	Cable Loss (dB)	Preamp Factor (dB)	Level (dBuV/m)	Limit (dBuV/m)	Over Limit (dB)	Pol.
2390.00	37.39	27.53	5.47	33.92	36.47	54.00	-17.53	H
2400.00	45.53	27.55	5.49	29.93	48.64	54.00	-5.36	H
2390.00	39.10	27.53	5.47	33.92	38.18	54.00	-15.82	V
2400.00	46.55	27.55	5.49	29.93	49.66	54.00	-4.34	V

Test Mode: 802.11n40 Mode					Test channel: Highest			
Peak Value								
Frequency (MHz)	Read Level (dBuV)	Antenna Factor (dB/m)	Cable Loss (dB)	Preamp Factor (dB)	Level (dBuV/m)	Limit (dBuV/m)	Over Limit (dB)	Pol.
2483.50	50.26	29.28	3.53	34.03	49.04	74.00	-24.96	H
2500.00	46.55	29.30	3.56	34.03	45.38	74.00	-28.62	H
2483.50	52.23	29.28	3.53	34.03	51.01	74.00	-22.99	V
2500.00	48.79	29.30	3.56	34.03	47.62	74.00	-26.38	V
Average Value								
Frequency (MHz)	Read Level (dBuV)	Antenna Factor (dB/m)	Cable Loss (dB)	Preamp Factor (dB)	Level (dBuV/m)	Limit (dBuV/m)	Over Limit (dB)	Pol.
2483.50	37.54	29.28	3.53	34.03	36.32	54.00	-17.68	H
2500.00	33.92	29.30	3.56	34.03	32.75	54.00	-21.25	H
2483.50	39.36	29.28	3.53	34.03	38.14	54.00	-15.86	V
2500.00	35.74	29.30	3.56	34.03	34.57	54.00	-19.43	V

Remark:

1. Level =Receiver Read level + Antenna Factor + Cable Loss – Preamplifier Factor

MIMO:

Test Mode: 802.11b Mode					Test channel: Lowest			
Peak Value								
Frequency (MHz)	Read Level (dBuV)	Antenna Factor (dB/m)	Cable Loss (dB)	Preamp Factor (dB)	Level (dBuV/m)	Limit (dBuV/m)	Over Limit (dB)	Pol.
2390.00	52.72	29.15	3.41	34.01	51.27	74.00	-22.73	H
2400.00	62.09	29.16	3.43	34.01	60.67	74.00	-13.33	H
2390.00	54.47	29.15	3.41	34.01	53.02	74.00	-20.98	V
2400.00	64.17	29.16	3.43	34.01	62.75	74.00	-11.25	V
Average Value								
Frequency (MHz)	Read Level (dBuV)	Antenna Factor (dB/m)	Cable Loss (dB)	Preamp Factor (dB)	Level (dBuV/m)	Limit (dBuV/m)	Over Limit (dB)	Pol.
2390.00	39.17	29.15	3.41	34.01	37.72	54.00	-16.28	H
2400.00	47.58	29.16	3.43	34.01	46.16	54.00	-7.84	H
2390.00	41.08	29.15	3.41	34.01	39.63	54.00	-14.37	V
2400.00	48.79	29.16	3.43	34.01	47.37	54.00	-6.63	V

Test Mode: 802.11b Mode					Test channel: Highest			
Peak Value								
Frequency (MHz)	Read Level (dBuV)	Antenna Factor (dB/m)	Cable Loss (dB)	Preamp Factor (dB)	Level (dBuV/m)	Limit (dBuV/m)	Over Limit (dB)	Pol.
2483.50	53.83	29.28	3.53	34.03	52.61	74.00	-21.39	H
2500.00	49.32	29.30	3.56	34.03	48.15	74.00	-25.85	H
2483.50	56.31	29.28	3.53	34.03	55.09	74.00	-18.91	V
2500.00	52.03	29.30	3.56	34.03	50.86	74.00	-23.14	V
Average Value								
Frequency (MHz)	Read Level (dBuV)	Antenna Factor (dB/m)	Cable Loss (dB)	Preamp Factor (dB)	Level (dBuV/m)	Limit (dBuV/m)	Over Limit (dB)	Pol.
2483.50	39.70	29.28	3.53	34.03	38.48	54.00	-15.52	H
2500.00	35.60	29.30	3.56	34.03	34.43	54.00	-19.57	H
2483.50	41.74	29.28	3.53	34.03	40.52	54.00	-13.48	V
2500.00	37.52	29.30	3.56	34.03	36.35	54.00	-17.65	V

Remark:

1. Level =Receiver Read level + Antenna Factor + Cable Loss – Preamplifier Factor

Radiated Band Edge:

Test Mode: 802.11g Mode					Test channel: Lowest			
Peak Value								
Frequency (MHz)	Read Level (dBuV)	Antenna Factor (dB/m)	Cable Loss (dB)	Preamp Factor (dB)	Level (dBuV/m)	Limit (dBuV/m)	Over Limit (dB)	Pol.
2390.00	51.51	27.53	5.47	33.92	50.59	74.00	-23.41	H
2400.00	60.48	27.55	5.49	29.93	63.59	74.00	-10.41	H
2390.00	53.18	27.53	5.47	33.92	52.26	74.00	-21.74	V
2400.00	62.24	27.55	5.49	29.93	65.35	74.00	-8.65	V
Average Value								
Frequency (MHz)	Read Level (dBuV)	Antenna Factor (dB/m)	Cable Loss (dB)	Preamp Factor (dB)	Level (dBuV/m)	Limit (dBuV/m)	Over Limit (dB)	Pol.
2390.00	38.31	27.53	5.47	33.92	37.39	54.00	-16.61	H
2400.00	46.59	27.55	5.49	29.93	49.70	54.00	-4.30	H
2390.00	40.12	27.53	5.47	33.92	39.20	54.00	-14.80	V
2400.00	47.71	27.55	5.49	29.93	50.82	54.00	-3.18	V

Test Mode: 802.11g Mode					Test channel: Highest			
Peak Value								
Frequency (MHz)	Read Level (dBuV)	Antenna Factor (dB/m)	Cable Loss (dB)	Preamp Factor (dB)	Level (dBuV/m)	Limit (dBuV/m)	Over Limit (dB)	Pol.
2483.50	52.11	29.28	3.53	34.03	50.89	74.00	-23.11	H
2500.00	47.98	29.30	3.56	34.03	46.81	74.00	-27.19	H
2483.50	54.34	29.28	3.53	34.03	53.12	74.00	-20.88	V
2500.00	50.46	29.30	3.56	34.03	49.29	74.00	-24.71	V
Average Value								
Frequency (MHz)	Read Level (dBuV)	Antenna Factor (dB/m)	Cable Loss (dB)	Preamp Factor (dB)	Level (dBuV/m)	Limit (dBuV/m)	Over Limit (dB)	Pol.
2483.50	38.66	29.28	3.53	34.03	37.44	54.00	-16.56	H
2500.00	34.78	29.30	3.56	34.03	33.61	54.00	-20.39	H
2483.50	40.59	29.28	3.53	34.03	39.37	54.00	-14.63	V
2500.00	36.66	29.30	3.56	34.03	35.49	54.00	-18.51	V

Remark:

1. Level =Receiver Read level + Antenna Factor + Cable Loss – Preamplifier Factor

Radiated Band Edge:

Test Mode: 802.11n20 Mode					Test channel: Lowest			
Peak Value								
Frequency (MHz)	Read Level (dBuV)	Antenna Factor (dB/m)	Cable Loss (dB)	Preamp Factor (dB)	Level (dBuV/m)	Limit (dBuV/m)	Over Limit (dB)	Pol.
2390.00	51.09	27.53	5.47	33.92	50.17	74.00	-23.83	H
2400.00	59.92	27.55	5.49	29.93	63.03	74.00	-10.97	H
2390.00	52.73	27.53	5.47	33.92	51.81	74.00	-22.19	V
2400.00	61.56	27.55	5.49	29.93	64.67	74.00	-9.33	V
Average Value								
Frequency (MHz)	Read Level (dBuV)	Antenna Factor (dB/m)	Cable Loss (dB)	Preamp Factor (dB)	Level (dBuV/m)	Limit (dBuV/m)	Over Limit (dB)	Pol.
2390.00	38.01	27.53	5.47	33.92	37.09	54.00	-16.91	H
2400.00	46.25	27.55	5.49	29.93	49.36	54.00	-4.64	H
2390.00	39.79	27.53	5.47	33.92	38.87	54.00	-15.13	V
2400.00	47.33	27.55	5.49	29.93	50.44	54.00	-3.56	V

Test Mode: 802.11n20 Mode					Test channel: Highest			
Peak Value								
Frequency (MHz)	Read Level (dBuV)	Antenna Factor (dB/m)	Cable Loss (dB)	Preamp Factor (dB)	Level (dBuV/m)	Limit (dBuV/m)	Over Limit (dB)	Pol.
2483.50	51.51	29.28	3.53	34.03	50.29	74.00	-23.71	H
2500.00	47.51	29.30	3.56	34.03	46.34	74.00	-27.66	H
2483.50	53.65	29.28	3.53	34.03	52.43	74.00	-21.57	V
2500.00	49.92	29.30	3.56	34.03	48.75	74.00	-25.25	V
Average Value								
Frequency (MHz)	Read Level (dBuV)	Antenna Factor (dB/m)	Cable Loss (dB)	Preamp Factor (dB)	Level (dBuV/m)	Limit (dBuV/m)	Over Limit (dB)	Pol.
2483.50	38.29	29.28	3.53	34.03	37.07	54.00	-16.93	H
2500.00	34.50	29.30	3.56	34.03	33.33	54.00	-20.67	H
2483.50	40.19	29.28	3.53	34.03	38.97	54.00	-15.03	V
2500.00	36.36	29.30	3.56	34.03	35.19	54.00	-18.81	V

Remark:

1. Level =Receiver Read level + Antenna Factor + Cable Loss – Preamplifier Factor

Radiated Band Edge:

Test Mode: 802.11n40 Mode					Test channel: Lowest			
Peak Value								
Frequency (MHz)	Read Level (dBuV)	Antenna Factor (dB/m)	Cable Loss (dB)	Preamp Factor (dB)	Level (dBuV/m)	Limit (dBuV/m)	Over Limit (dB)	Pol.
2390.00	50.28	27.53	5.47	33.92	49.36	74.00	-24.64	H
2400.00	58.83	27.55	5.49	29.93	61.94	74.00	-12.06	H
2390.00	51.87	27.53	5.47	33.92	50.95	74.00	-23.05	V
2400.00	60.26	27.55	5.49	29.93	63.37	74.00	-10.63	V
Average Value								
Frequency (MHz)	Read Level (dBuV)	Antenna Factor (dB/m)	Cable Loss (dB)	Preamp Factor (dB)	Level (dBuV/m)	Limit (dBuV/m)	Over Limit (dB)	Pol.
2390.00	37.44	27.53	5.47	33.92	36.52	54.00	-17.48	H
2400.00	45.58	27.55	5.49	29.93	48.69	54.00	-5.31	H
2390.00	39.15	27.53	5.47	33.92	38.23	54.00	-15.77	V
2400.00	46.60	27.55	5.49	29.93	49.71	54.00	-4.29	V

Test Mode: 802.11n40 Mode					Test channel: Highest			
Peak Value								
Frequency (MHz)	Read Level (dBuV)	Antenna Factor (dB/m)	Cable Loss (dB)	Preamp Factor (dB)	Level (dBuV/m)	Limit (dBuV/m)	Over Limit (dB)	Pol.
2483.50	50.35	29.28	3.53	34.03	49.13	74.00	-24.87	H
2500.00	46.62	29.30	3.56	34.03	45.45	74.00	-28.55	H
2483.50	52.33	29.28	3.53	34.03	51.11	74.00	-22.89	V
2500.00	48.87	29.30	3.56	34.03	47.70	74.00	-26.30	V
Average Value								
Frequency (MHz)	Read Level (dBuV)	Antenna Factor (dB/m)	Cable Loss (dB)	Preamp Factor (dB)	Level (dBuV/m)	Limit (dBuV/m)	Over Limit (dB)	Pol.
2483.50	37.59	29.28	3.53	34.03	36.37	54.00	-17.63	H
2500.00	33.96	29.30	3.56	34.03	32.79	54.00	-21.21	H
2483.50	39.42	29.28	3.53	34.03	38.20	54.00	-15.80	V
2500.00	35.78	29.30	3.56	34.03	34.61	54.00	-19.39	V

Remark:

1. Level =Receiver Read level + Antenna Factor + Cable Loss – Preamplifier Factor

Radiated Band Edge:

Test Mode: 802.11ac(VHT20) Mode					Test channel: Lowest			
Peak Value								
Frequency (MHz)	Read Level (dBuV)	Antenna Factor (dB/m)	Cable Loss (dB)	Preamp Factor (dB)	Level (dBuV/m)	Limit (dBuV/m)	Over Limit (dB)	Pol.
2390.00	51.10	27.53	5.47	33.92	50.18	74.00	-23.82	H
2400.00	59.92	27.55	5.49	29.93	63.03	74.00	-10.97	H
2390.00	52.74	27.53	5.47	33.92	51.82	74.00	-22.18	V
2400.00	61.57	27.55	5.49	29.93	64.68	74.00	-9.32	V
Average Value								
Frequency (MHz)	Read Level (dBuV)	Antenna Factor (dB/m)	Cable Loss (dB)	Preamp Factor (dB)	Level (dBuV/m)	Limit (dBuV/m)	Over Limit (dB)	Pol.
2390.00	38.02	27.53	5.47	33.92	37.10	54.00	-16.90	H
2400.00	46.25	27.55	5.49	29.93	49.36	54.00	-4.64	H
2390.00	39.79	27.53	5.47	33.92	38.87	54.00	-15.13	V
2400.00	47.33	27.55	5.49	29.93	50.44	54.00	-3.56	V

Test Mode: 802.11ac(VHT20) Mode					Test channel: Highest			
Peak Value								
Frequency (MHz)	Read Level (dBuV)	Antenna Factor (dB/m)	Cable Loss (dB)	Preamp Factor (dB)	Level (dBuV/m)	Limit (dBuV/m)	Over Limit (dB)	Pol.
2483.50	51.52	29.28	3.53	34.03	50.30	74.00	-23.70	H
2500.00	47.52	29.30	3.56	34.03	46.35	74.00	-27.65	H
2483.50	53.66	29.28	3.53	34.03	52.44	74.00	-21.56	V
2500.00	49.93	29.30	3.56	34.03	48.76	74.00	-25.24	V
Average Value								
Frequency (MHz)	Read Level (dBuV)	Antenna Factor (dB/m)	Cable Loss (dB)	Preamp Factor (dB)	Level (dBuV/m)	Limit (dBuV/m)	Over Limit (dB)	Pol.
2483.50	38.30	29.28	3.53	34.03	37.08	54.00	-16.92	H
2500.00	34.51	29.30	3.56	34.03	33.34	54.00	-20.66	H
2483.50	40.20	29.28	3.53	34.03	38.98	54.00	-15.02	V
2500.00	36.36	29.30	3.56	34.03	35.19	54.00	-18.81	V

Remark:

1. Level =Receiver Read level + Antenna Factor + Cable Loss – Preamplifier Factor

Radiated Band Edge:

Test Mode: 802.11ac(VHT40) Mode					Test channel: Lowest			
Peak Value								
Frequency (MHz)	Read Level (dBuV)	Antenna Factor (dB/m)	Cable Loss (dB)	Preamp Factor (dB)	Level (dBuV/m)	Limit (dBuV/m)	Over Limit (dB)	Pol.
2390.00	50.26	27.53	5.47	33.92	49.34	74.00	-24.66	H
2400.00	58.81	27.55	5.49	29.93	61.92	74.00	-12.08	H
2390.00	51.84	27.53	5.47	33.92	50.92	74.00	-23.08	V
2400.00	60.23	27.55	5.49	29.93	63.34	74.00	-10.66	V
Average Value								
Frequency (MHz)	Read Level (dBuV)	Antenna Factor (dB/m)	Cable Loss (dB)	Preamp Factor (dB)	Level (dBuV/m)	Limit (dBuV/m)	Over Limit (dB)	Pol.
2390.00	37.42	27.53	5.47	33.92	36.50	54.00	-17.50	H
2400.00	45.56	27.55	5.49	29.93	48.67	54.00	-5.33	H
2390.00	39.13	27.53	5.47	33.92	38.21	54.00	-15.79	V
2400.00	46.58	27.55	5.49	29.93	49.69	54.00	-4.31	V

Test Mode: 802.11ac(VHT40) Mode					Test channel: Highest			
Peak Value								
Frequency (MHz)	Read Level (dBuV)	Antenna Factor (dB/m)	Cable Loss (dB)	Preamp Factor (dB)	Level (dBuV/m)	Limit (dBuV/m)	Over Limit (dB)	Pol.
2483.50	50.32	29.28	3.53	34.03	49.10	74.00	-24.90	H
2500.00	46.59	29.30	3.56	34.03	45.42	74.00	-28.58	H
2483.50	52.29	29.28	3.53	34.03	51.07	74.00	-22.93	V
2500.00	48.84	29.30	3.56	34.03	47.67	74.00	-26.33	V
Average Value								
Frequency (MHz)	Read Level (dBuV)	Antenna Factor (dB/m)	Cable Loss (dB)	Preamp Factor (dB)	Level (dBuV/m)	Limit (dBuV/m)	Over Limit (dB)	Pol.
2483.50	37.58	29.28	3.53	34.03	36.36	54.00	-17.64	H
2500.00	33.94	29.30	3.56	34.03	32.77	54.00	-21.23	H
2483.50	39.40	29.28	3.53	34.03	38.18	54.00	-15.82	V
2500.00	35.77	29.30	3.56	34.03	34.60	54.00	-19.40	V

Remark:

1. Level =Receiver Read level + Antenna Factor + Cable Loss – Preamplifier Factor

Radiated Band Edge:

Test Mode: 802.11ax(HEW20) Mode					Test channel: Lowest			
Peak Value								
Frequency (MHz)	Read Level (dBuV)	Antenna Factor (dB/m)	Cable Loss (dB)	Preamp Factor (dB)	Level (dBuV/m)	Limit (dBuV/m)	Over Limit (dB)	Pol.
2390.00	52.69	29.15	3.41	34.01	51.24	74.00	-22.76	H
2400.00	62.05	29.16	3.43	34.01	60.63	74.00	-13.37	H
2390.00	54.44	29.15	3.41	34.01	52.99	74.00	-21.01	V
2400.00	64.12	29.16	3.43	34.01	62.70	74.00	-11.30	V
Average Value								
Frequency (MHz)	Read Level (dBuV)	Antenna Factor (dB/m)	Cable Loss (dB)	Preamp Factor (dB)	Level (dBuV/m)	Limit (dBuV/m)	Over Limit (dB)	Pol.
2390.00	39.15	29.15	3.41	34.01	37.70	54.00	-16.30	H
2400.00	47.56	29.16	3.43	34.01	46.14	54.00	-7.86	H
2390.00	41.05	29.15	3.41	34.01	39.60	54.00	-14.40	V
2400.00	48.76	29.16	3.43	34.01	47.34	54.00	-6.66	V

Test Mode: 802.11ax(HEW20) Mode					Test channel: Highest			
Peak Value								
Frequency (MHz)	Read Level (dBuV)	Antenna Factor (dB/m)	Cable Loss (dB)	Preamp Factor (dB)	Level (dBuV/m)	Limit (dBuV/m)	Over Limit (dB)	Pol.
2483.50	53.79	29.28	3.53	34.03	52.57	74.00	-21.43	H
2500.00	49.28	29.30	3.56	34.03	48.11	74.00	-25.89	H
2483.50	56.26	29.28	3.53	34.03	55.04	74.00	-18.96	V
2500.00	51.99	29.30	3.56	34.03	50.82	74.00	-23.18	V
Average Value								
Frequency (MHz)	Read Level (dBuV)	Antenna Factor (dB/m)	Cable Loss (dB)	Preamp Factor (dB)	Level (dBuV/m)	Limit (dBuV/m)	Over Limit (dB)	Pol.
2483.50	39.67	29.28	3.53	34.03	38.45	54.00	-15.55	H
2500.00	35.57	29.30	3.56	34.03	34.40	54.00	-19.60	H
2483.50	41.71	29.28	3.53	34.03	40.49	54.00	-13.51	V
2500.00	37.50	29.30	3.56	34.03	36.33	54.00	-17.67	V

Remark:

1. Level =Receiver Read level + Antenna Factor + Cable Loss – Preamplifier Factor

Radiated Band Edge:

Test Mode: 802.11ax(HEW40) Mode					Test channel: Lowest			
Peak Value								
Frequency (MHz)	Read Level (dBuV)	Antenna Factor (dB/m)	Cable Loss (dB)	Preamp Factor (dB)	Level (dBuV/m)	Limit (dBuV/m)	Over Limit (dB)	Pol.
2390.00	51.49	27.53	5.47	33.92	50.57	74.00	-23.43	H
2400.00	60.45	27.55	5.49	29.93	63.56	74.00	-10.44	H
2390.00	53.17	27.53	5.47	33.92	52.25	74.00	-21.75	V
2400.00	62.21	27.55	5.49	29.93	65.32	74.00	-8.68	V
Average Value								
Frequency (MHz)	Read Level (dBuV)	Antenna Factor (dB/m)	Cable Loss (dB)	Preamp Factor (dB)	Level (dBuV/m)	Limit (dBuV/m)	Over Limit (dB)	Pol.
2390.00	38.30	27.53	5.47	33.92	37.38	54.00	-16.62	H
2400.00	46.58	27.55	5.49	29.93	49.69	54.00	-4.31	H
2390.00	40.11	27.53	5.47	33.92	39.19	54.00	-14.81	V
2400.00	47.69	27.55	5.49	29.93	50.80	54.00	-3.20	V

Test Mode: 802.11ax(HEW40) Mode					Test channel: Highest			
Peak Value								
Frequency (MHz)	Read Level (dBuV)	Antenna Factor (dB/m)	Cable Loss (dB)	Preamp Factor (dB)	Level (dBuV/m)	Limit (dBuV/m)	Over Limit (dB)	Pol.
2483.50	52.08	29.28	3.53	34.03	50.86	74.00	-23.14	H
2500.00	47.96	29.30	3.56	34.03	46.79	74.00	-27.21	H
2483.50	54.31	29.28	3.53	34.03	53.09	74.00	-20.91	V
2500.00	50.44	29.30	3.56	34.03	49.27	74.00	-24.73	V
Average Value								
Frequency (MHz)	Read Level (dBuV)	Antenna Factor (dB/m)	Cable Loss (dB)	Preamp Factor (dB)	Level (dBuV/m)	Limit (dBuV/m)	Over Limit (dB)	Pol.
2483.50	38.64	29.28	3.53	34.03	37.42	54.00	-16.58	H
2500.00	34.77	29.30	3.56	34.03	33.60	54.00	-20.40	H
2483.50	40.57	29.28	3.53	34.03	39.35	54.00	-14.65	V
2500.00	36.65	29.30	3.56	34.03	35.48	54.00	-18.52	V

Remark:

1. Level =Receiver Read level + Antenna Factor + Cable Loss – Preamplifier Factor

6.POWER SPECTRAL DENSITY TEST

Test Requirement:	FCC Part15 C Section 15.247 (e)
Test Method:	ANSI C63.10:2013 and KDB558074 D01DTS Meas Guidancev05r02

6.1 APPLIED PROCEDURES / LIMIT

FCC Part15 (15.247) , Subpart C				
Section	Test Item	Limit	Frequency Range (MHz)	Result
15.247	Power Spectral Density	8dBm/3kHz	2400-2483.5	PASS

6.2 TEST PROCEDURE

1. Set analyzer center frequency to DTS channel center frequency.
2. Set the span to 1.5 times the DTS bandwidth.
3. Set the RBW to: 3 kHz ≤ RBW ≤ 100 kHz.
4. Set the VBW ≥ 3 x RBW.
5. Detector = peak.
6. Sweep time = auto couple.
7. Trace mode = max hold.
8. Allow trace to fully stabilize.
9. Use the peak marker function to determine the maximum amplitude level within the RBW.
10. If measured value exceeds limit, reduce RBW (no less than 3 kHz) and repeat.

6.3 DEVIATION FROM STANDARD

No deviation.

6.4 TEST SETUP



6.5 EUT OPERATION CONDITIONS

The EUT tested system was configured as the statements of 2.1 Unless otherwise a special operating condition is specified in the follows during the testing.

6.6 TEST RESULT

Temperature:	26℃	Relative Humidity:	54%
Pressure:	101kPa	Test Voltage :	DC 3.8V
Test Mode :	TX Mode		

Antenna 3:

Mode	TX Type	Frequency (MHz)	Maximum PSD (dBm/3kHz)		Verdict
			ANT3	Limit	
802.11b	SISO	2412	-4.60	<=8	Pass
		2437	-4.59	<=8	Pass
		2462	-3.84	<=8	Pass
802.11g	SISO	2412	-7.40	<=8	Pass
		2437	-4.72	<=8	Pass
		2462	-5.56	<=8	Pass
802.11n (HT20)	SISO	2412	-6.99	<=8	Pass
		2437	-5.56	<=8	Pass
		2462	-5.09	<=8	Pass

Antenna 4:

Mode	TX Type	Frequency (MHz)	Maximum PSD (dBm/3kHz)		Verdict
			ANT4	Limit	
802.11b	SISO	2412	-3.11	<=8	Pass
		2437	-2.57	<=8	Pass
		2462	-1.89	<=8	Pass
802.11g	SISO	2412	-9.65	<=8	Pass
		2437	-9.05	<=8	Pass
		2462	-8.87	<=8	Pass
802.11n (HT20)	SISO	2412	-6.24	<=8	Pass
		2437	-4.91	<=8	Pass
		2462	-5.57	<=8	Pass

WiFi Module: AMPAK AP6275PR3 Antenna 3 + Antenna 4 MIMO

Mode	TX Type	Frequency (MHz)	Maximum PSD (dBm/3kHz)		Verdict
			Total	Limit	
802.11b	MIMO	2412	-0.78	<=7.46	Pass
		2437	-0.45	<=7.46	Pass
		2462	0.25	<=7.46	Pass
802.11g	MIMO	2412	-5.37	<=7.46	Pass
		2437	-3.36	<=7.46	Pass
		2462	-3.90	<=7.46	Pass
802.11n (HT20)	MIMO	2412	-3.59	<=7.46	Pass
		2437	-2.21	<=7.46	Pass
		2462	-2.31	<=7.46	Pass
Note: Antenna 3 gain: 2.3dBi, Antenna 4 gain: 4.6dBi, Correlated antenna gain=6.54dBi. Limit=8-(6.54-6)=8-0.54=7.46					

Antenna 1:

Mode	TX Type	Frequency (MHz)	RU	RU Pos	Maximum PSD (dBm/3kHz)		Verdict
					ANT1	Limit	
802.11b	SISO	2412	/	/	-6.15	<=8	Pass
		2437	/	/	-6.59	<=8	Pass
		2462	/	/	-5.61	<=8	Pass
802.11g	SISO	2412	/	/	-10.69	<=8	Pass
		2437	/	/	-9.16	<=8	Pass
		2462	/	/	-8.99	<=8	Pass
802.11n (HT20)	SISO	2412	/	/	-9.32	<=8	Pass
		2437	/	/	-8.35	<=8	Pass
		2462	/	/	-9.11	<=8	Pass
802.11n (HT40)	SISO	2422	/	/	-11.07	<=8	Pass
		2437	/	/	-11.42	<=8	Pass
		2452	/	/	-10.19	<=8	Pass
802.11ax (HEW20)	SISO	2412	RU242	Left	-9.46	<=8	Pass
		2437	RU242	Left	-9.42	<=8	Pass
		2462	RU242	Left	-8.80	<=8	Pass
802.11ax (HEW40)	SISO	2422	RU484	Left	-11.49	<=8	Pass
		2437	RU484	Left	-11.90	<=8	Pass
		2452	RU484	Left	-10.88	<=8	Pass
802.11ac (VHT20)	SISO	2412	/	/	-8.44	<=8	Pass
		2437	/	/	-8.15	<=8	Pass
		2462	/	/	-7.11	<=8	Pass
802.11ac (VHT40)	SISO	2422	/	/	-11.30	<=8	Pass
		2437	/	/	-10.29	<=8	Pass
		2452	/	/	-9.98	<=8	Pass

Antenna 2:

Mode	TX Type	Frequency (MHz)	RU	RU Pos	Maximum PSD (dBm/3kHz)		Verdict
					ANT2	Limit	
802.11b	SISO	2412	/	/	-7.74	<=8	Pass
		2437	/	/	-7.96	<=8	Pass
		2462	/	/	-7.63	<=8	Pass
802.11g	SISO	2412	/	/	-9.74	<=8	Pass
		2437	/	/	-10.99	<=8	Pass
		2462	/	/	-8.51	<=8	Pass
802.11n (HT20)	SISO	2412	/	/	-9.84	<=8	Pass
		2437	/	/	-9.62	<=8	Pass
		2462	/	/	-9.80	<=8	Pass
802.11n (HT40)	SISO	2422	/	/	-12.30	<=8	Pass
		2437	/	/	-12.77	<=8	Pass
		2452	/	/	-12.05	<=8	Pass
802.11ax (HEW20)	SISO	2412	RU242	Left	-9.84	<=8	Pass
		2437	RU242	Left	-10.05	<=8	Pass
		2462	RU242	Left	-10.66	<=8	Pass
802.11ax (HEW40)	SISO	2422	RU484	Left	-11.97	<=8	Pass
		2437	RU484	Left	-12.94	<=8	Pass
		2452	RU484	Left	-12.37	<=8	Pass
802.11ac (VHT20)	SISO	2412	/	/	-8.66	<=8	Pass
		2437	/	/	-10.02	<=8	Pass
		2462	/	/	-9.10	<=8	Pass
802.11ac (VHT40)	SISO	2422	/	/	-12.15	<=8	Pass
		2437	/	/	-12.65	<=8	Pass
		2452	/	/	-11.60	<=8	Pass

WiFi Module: Samsung S621 Antenna 1+ Antenna 2 MIMO

Mode	TX Type	Frequency (MHz)	RU	RU Pos	Maximum PSD (dBm/3kHz)		Verdict
					Total	Limit	
802.11b	MIMO	2412	/	/	-3.86	<=7.29	Pass
		2437	/	/	-4.21	<=7.29	Pass
		2462	/	/	-3.49	<=7.29	Pass
802.11g	MIMO	2412	/	/	-7.18	<=7.29	Pass
		2437	/	/	-6.97	<=7.29	Pass
		2462	/	/	-5.73	<=7.29	Pass
802.11n (HT20)	MIMO	2412	/	/	-6.56	<=7.29	Pass
		2437	/	/	-5.93	<=7.29	Pass
		2462	/	/	-6.43	<=7.29	Pass
802.11n (HT40)	MIMO	2422	/	/	-8.63	<=7.29	Pass
		2437	/	/	-9.03	<=7.29	Pass
		2452	/	/	-8.01	<=7.29	Pass
802.11ax (HEW20)	MIMO	2412	RU242	Left	-6.64	<=7.29	Pass
		2437	RU242	Left	-6.71	<=7.29	Pass
		2462	RU242	Left	-6.62	<=7.29	Pass
802.11ax (HEW40)	MIMO	2422	RU484	Left	-8.71	<=7.29	Pass
		2437	RU484	Left	-9.38	<=7.29	Pass
		2452	RU484	Left	-8.55	<=7.29	Pass
802.11ac (VHT20)	MIMO	2412	/	/	-5.54	<=7.29	Pass
		2437	/	/	-5.97	<=7.29	Pass
		2462	/	/	-4.98	<=7.29	Pass
802.11ac (VHT40)	MIMO	2422	/	/	-8.69	<=7.29	Pass
		2437	/	/	-8.30	<=7.29	Pass
		2452	/	/	-7.70	<=7.29	Pass

Note: Antenna 1 gain: 2.3dBi, Antenna 2 gain: 4.9dBi, Correlated antenna gain=6.71dBi.
Limit=8-(6.71-6)=8-0.71=7.29

Module 1+ Module 2 MIMO:

Mode	TX Type	Frequency (MHz)	RU	RU Pos	Maximum PSD (dBm/3kHz)		Verdict
					Total	Limit	
802.11b	MIMO	2412	/	/	0.96	<=7.38	Pass
		2437	/	/	1.08	<=7.38	Pass
		2462	/	/	1.78	<=7.38	Pass
802.11g	MIMO	2412	/	/	-3.17	<=7.38	Pass
		2437	/	/	-1.79	<=7.38	Pass
		2462	/	/	-1.71	<=7.38	Pass
802.11n (HT20)	MIMO	2412	/	/	-1.82	<=7.38	Pass
		2437	/	/	-0.67	<=7.38	Pass
		2462	/	/	-0.89	<=7.38	Pass
802.11n (HT40)	MIMO	2422	/	/	-8.63	<=7.38	Pass
		2437	/	/	-9.03	<=7.38	Pass
		2452	/	/	-8.01	<=7.38	Pass
802.11ax (HEW20)	MIMO	2412	RU242	Left	-6.64	<=7.38	Pass
		2437	RU242	Left	-6.71	<=7.38	Pass
		2462	RU242	Left	-6.62	<=7.38	Pass
802.11ax (HEW40)	MIMO	2422	RU484	Left	-8.71	<=7.38	Pass
		2437	RU484	Left	-9.38	<=7.38	Pass
		2452	RU484	Left	-8.55	<=7.38	Pass
802.11ac (VHT20)	MIMO	2412	/	/	-5.54	<=7.38	Pass
		2437	/	/	-5.97	<=7.38	Pass
		2462	/	/	-4.98	<=7.38	Pass
802.11ac (VHT40)	MIMO	2422	/	/	-8.69	<=7.38	Pass
		2437	/	/	-8.30	<=7.38	Pass
		2452	/	/	-7.70	<=7.38	Pass
Note: WiFi module 1 gain: 6.71dBi, WiFi module 2 gain: 6.54dBi, Uncorrelated antenna gain=6.62dBi. Limit= 8-(6.62-6)=8-0.62=7.38.							

Test Graph

Antenna 3:

802.11b_LCH_2412MHz__NTNV

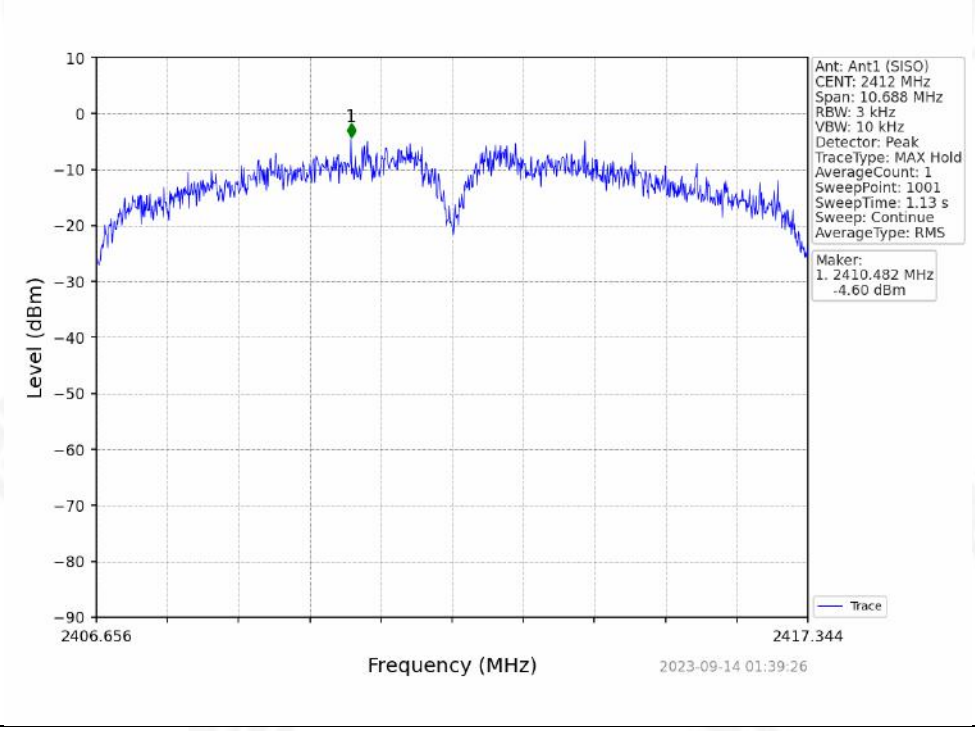

802.11b_MCH_2437MHz__NTNV

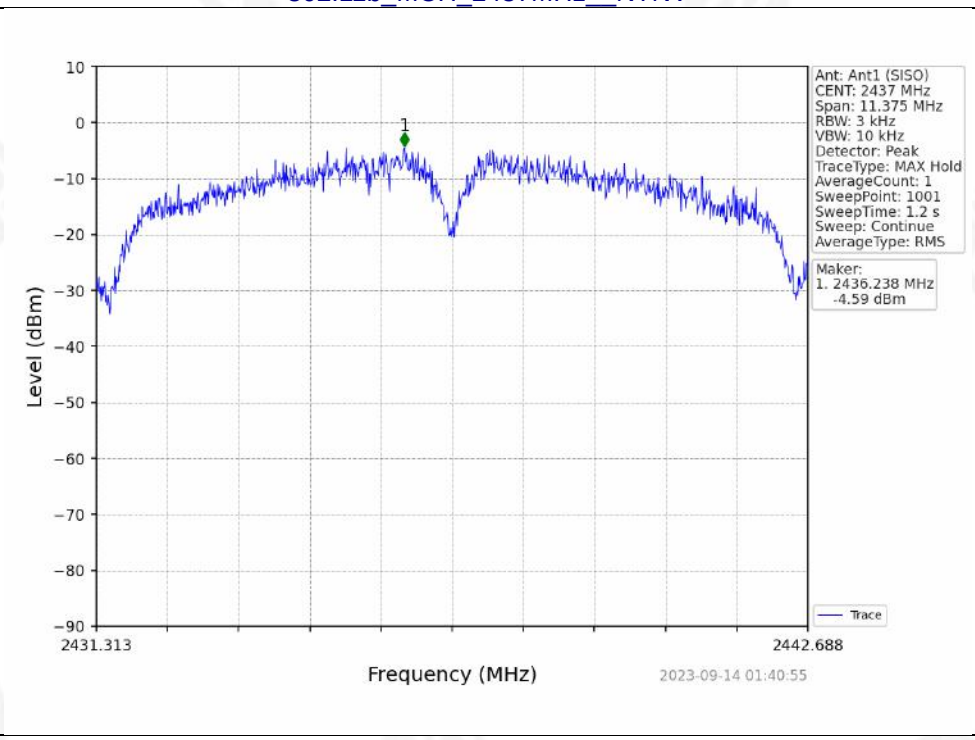

802.11b_HCH_2462MHz__NTNV

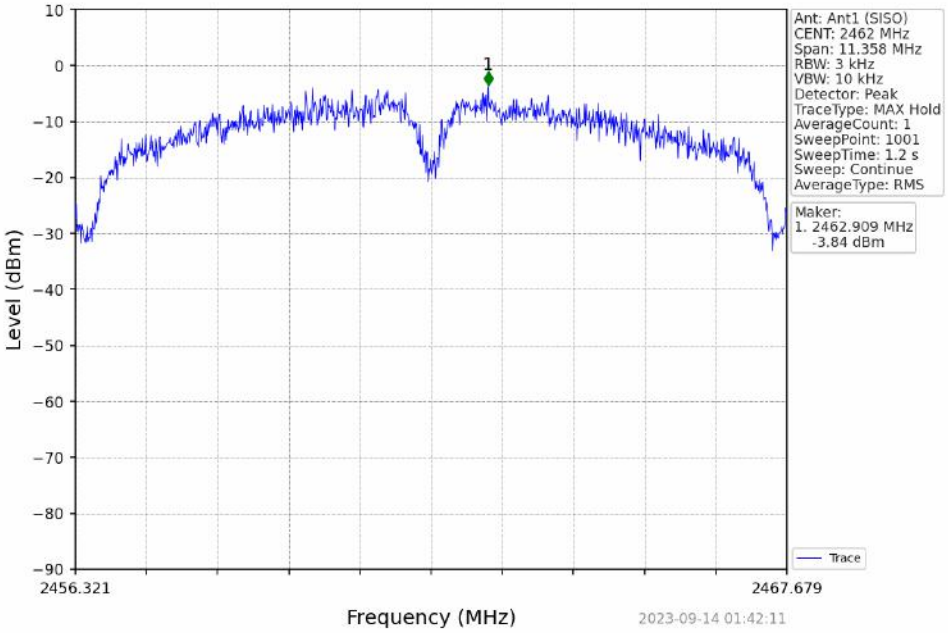

802.11g_LCH_2412MHz__NTNV

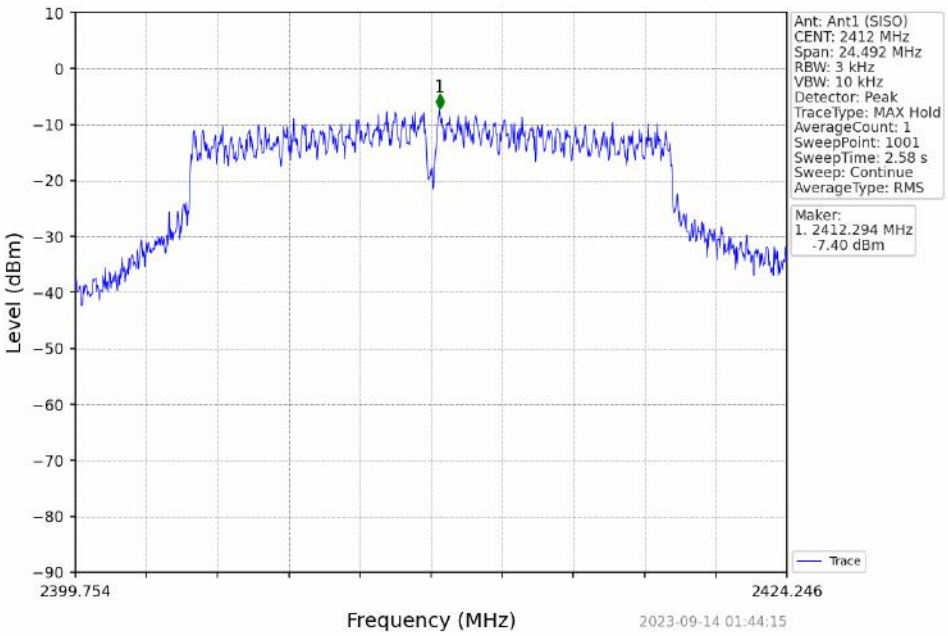

802.11g_MCH_2437MHz__NTNV

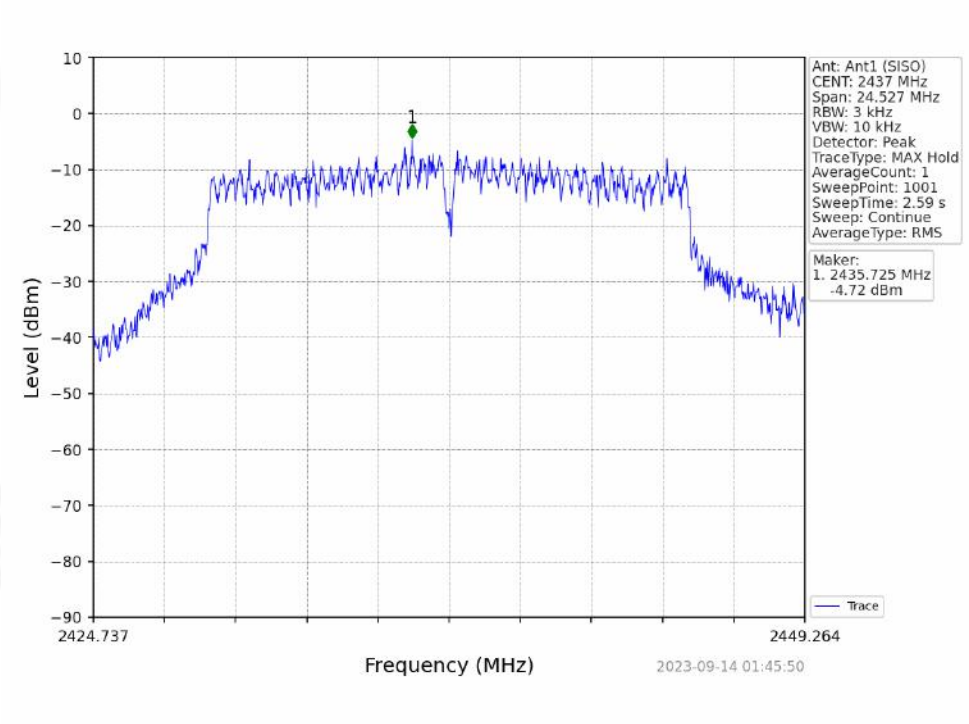

802.11g_HCH_2462MHz__NTNV

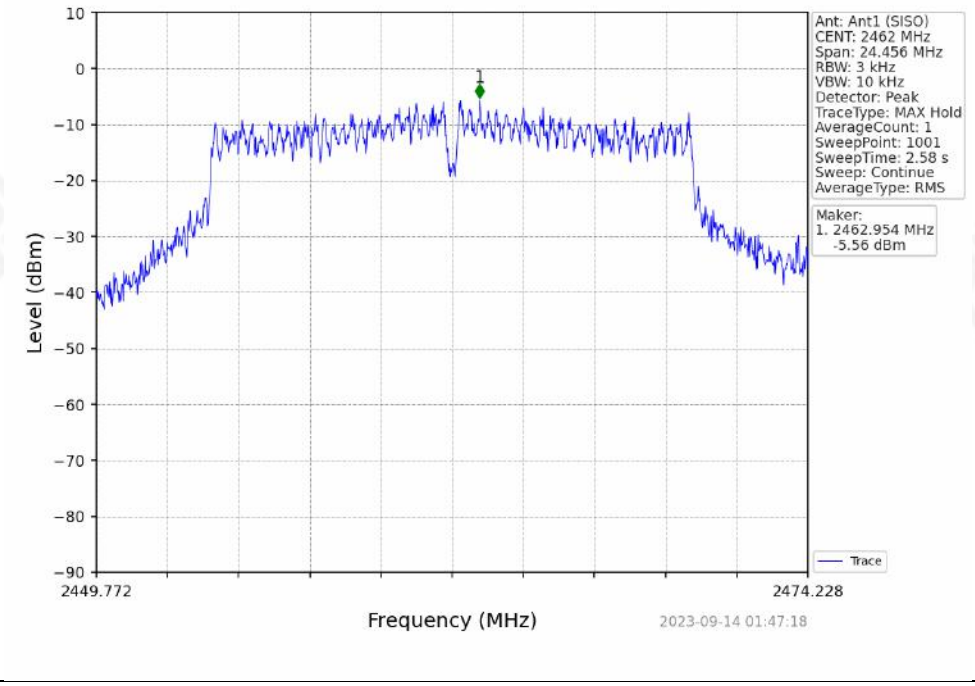

802.11n(HT20)_LCH_2412MHz__NTNV

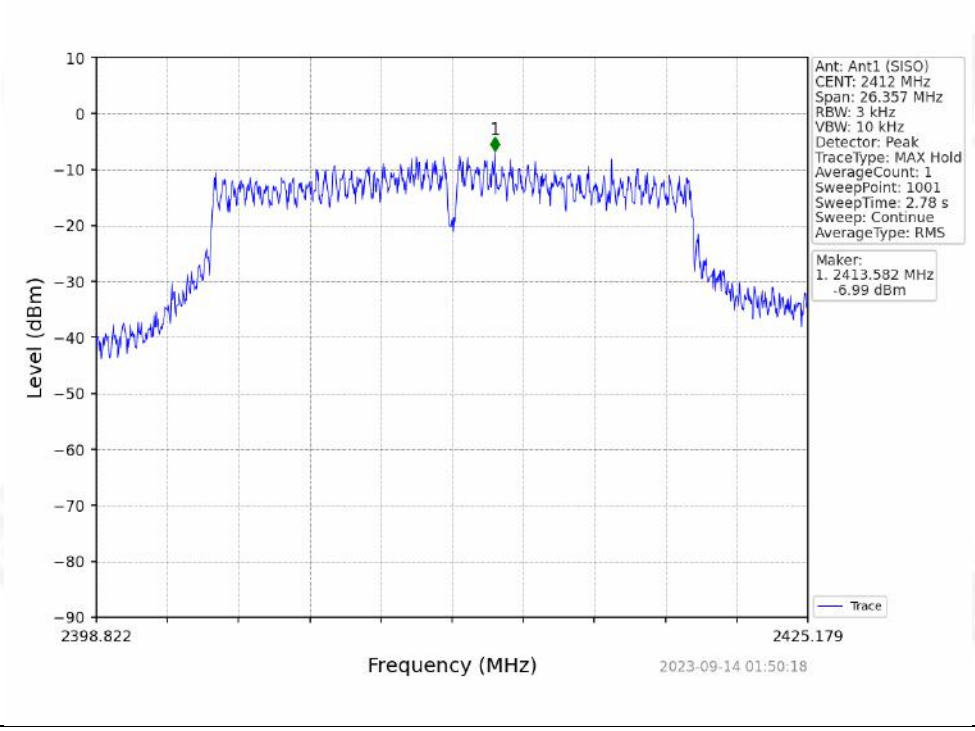

802.11n(HT20)_MCH_2437MHz__NTNV

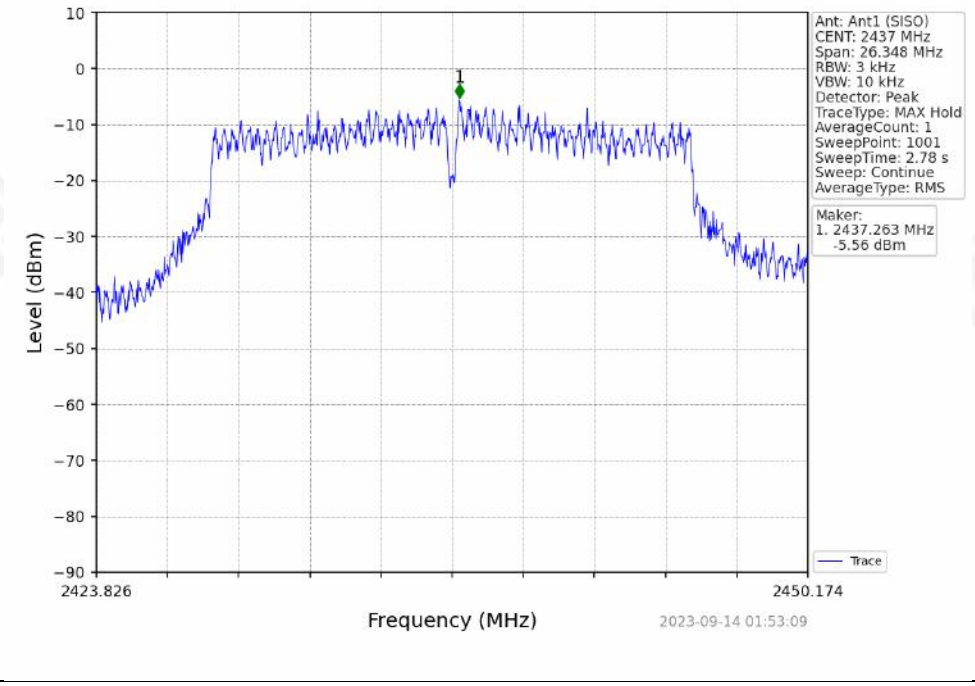

802.11n(HT20)_HCH_2462MHz__NTNV

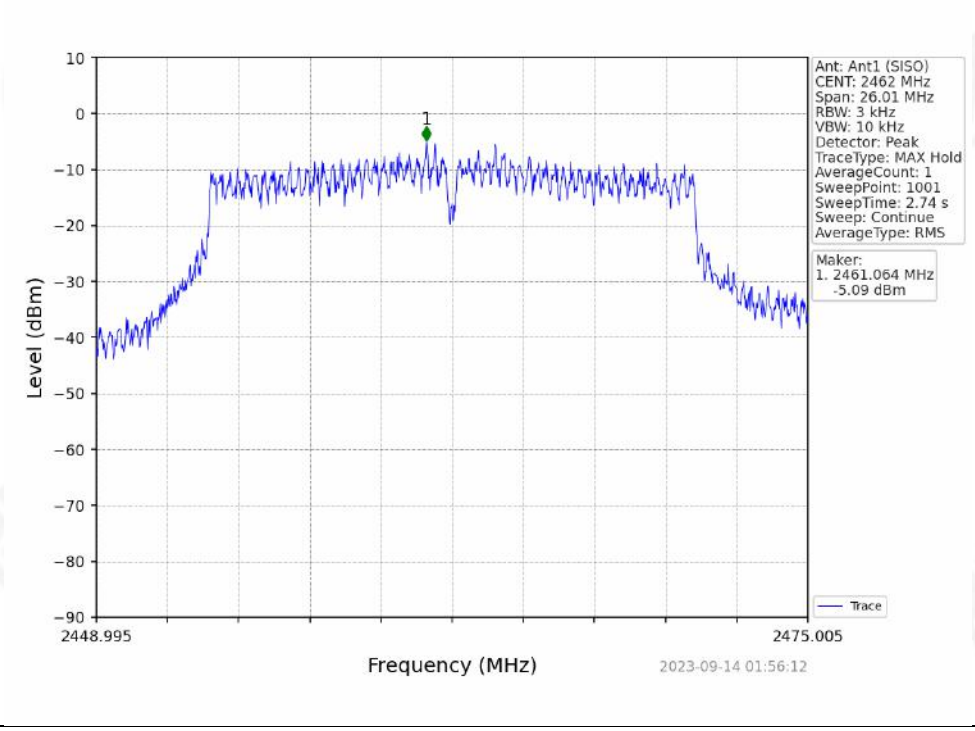

Antenna 4:

802.11b_LCH_2412MHz__NTNV

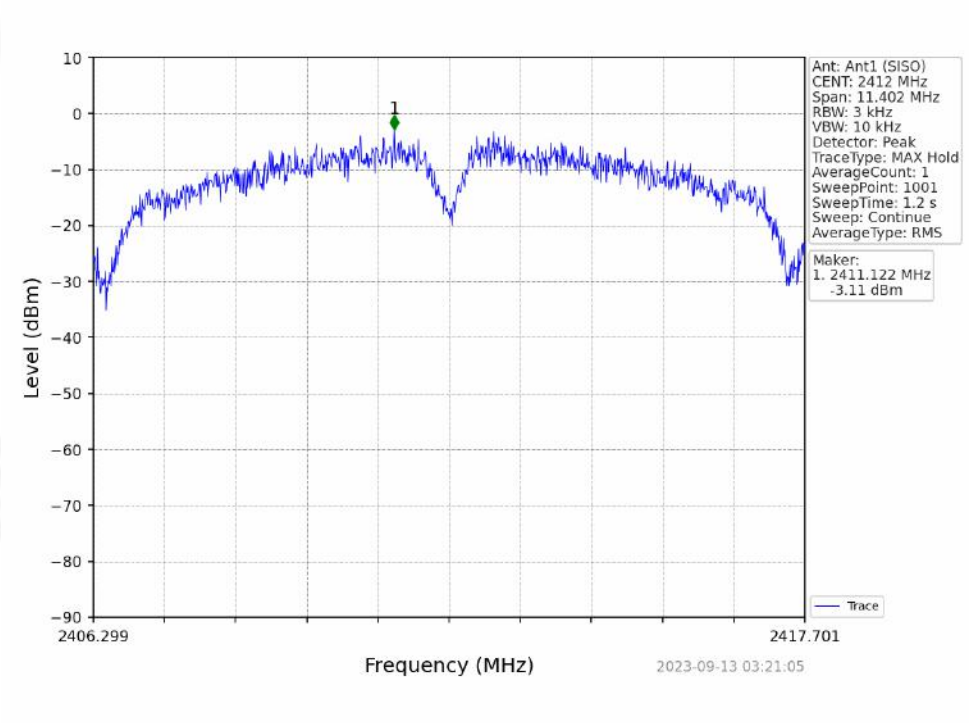

802.11b_MCH_2437MHz__NTNV

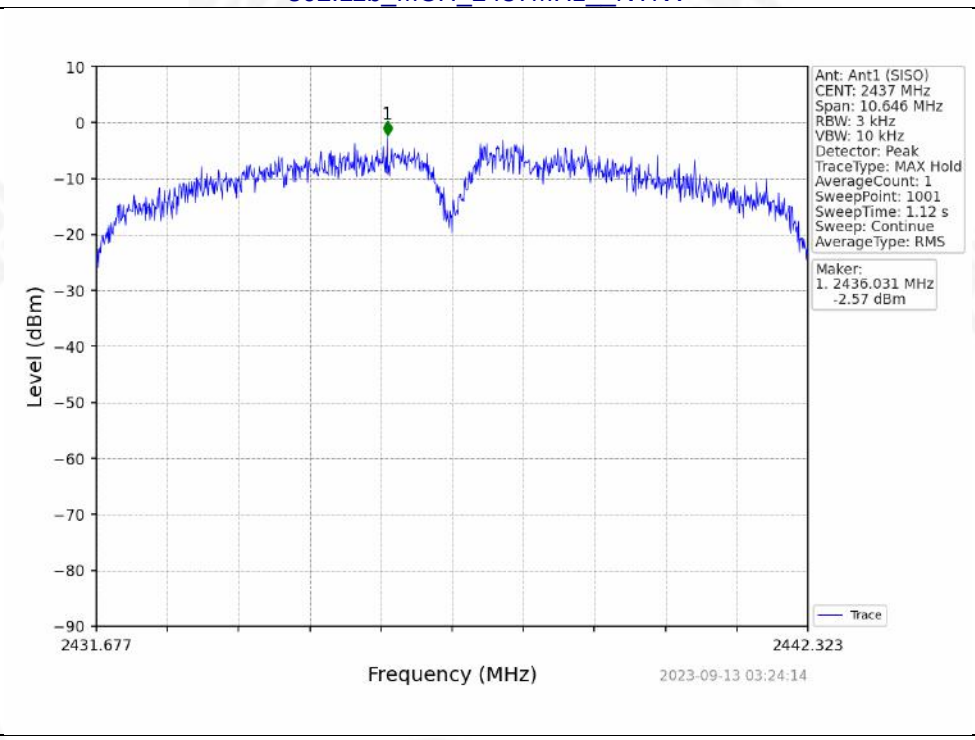

802.11b_HCH_2462MHz__NTNV

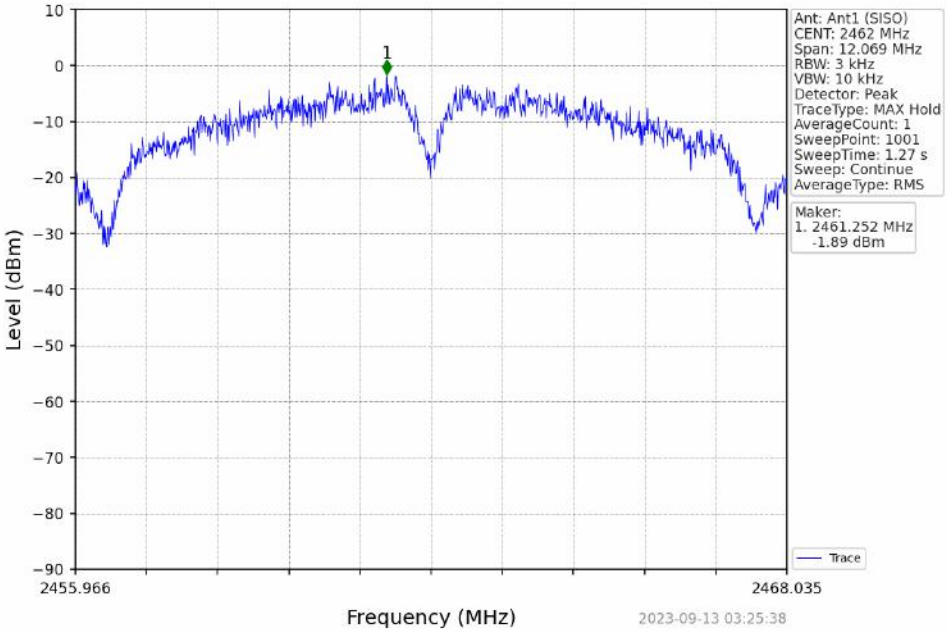

802.11g_LCH_2412MHz__NTNV

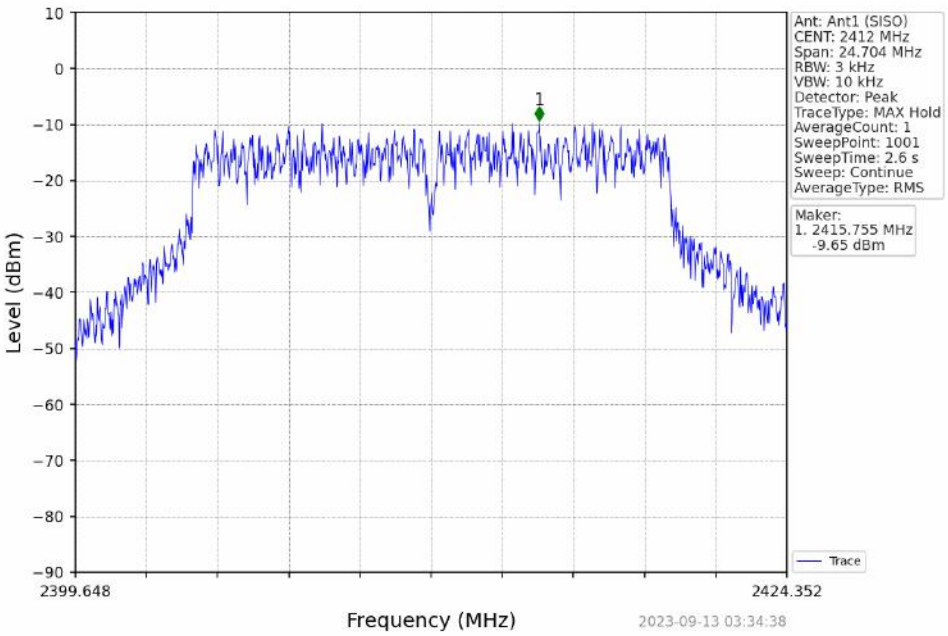

802.11g_MCH_2437MHz__NTNV

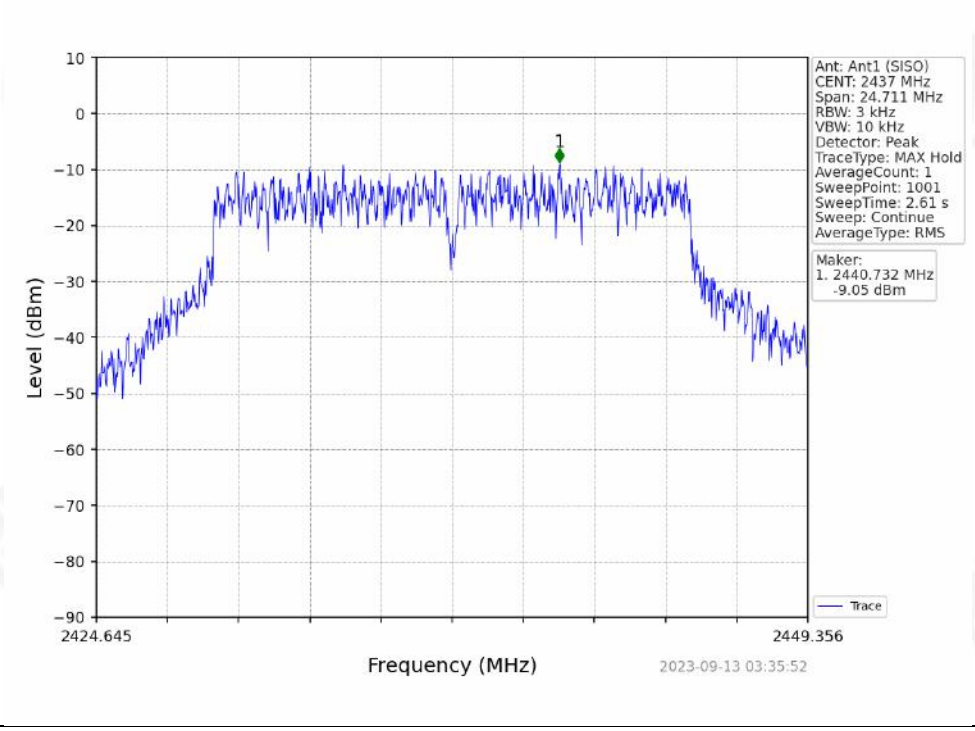

802.11g_HCH_2462MHz__NTNV

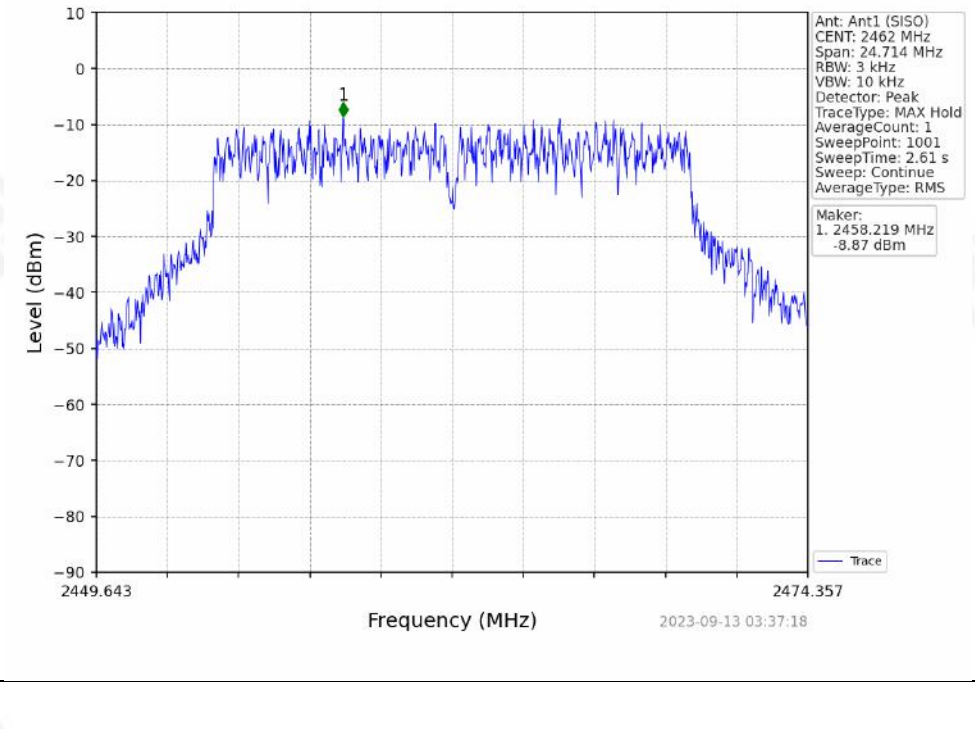

802.11n(HT20)_LCH_2412MHz__NTNV

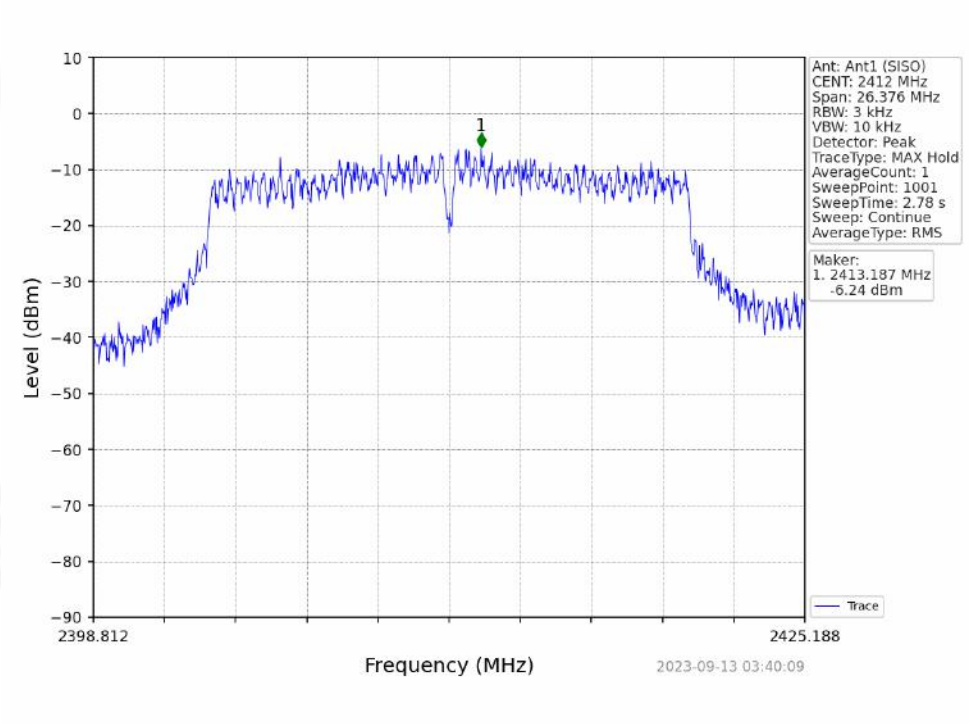

802.11n(HT20)_MCH_2437MHz__NTNV

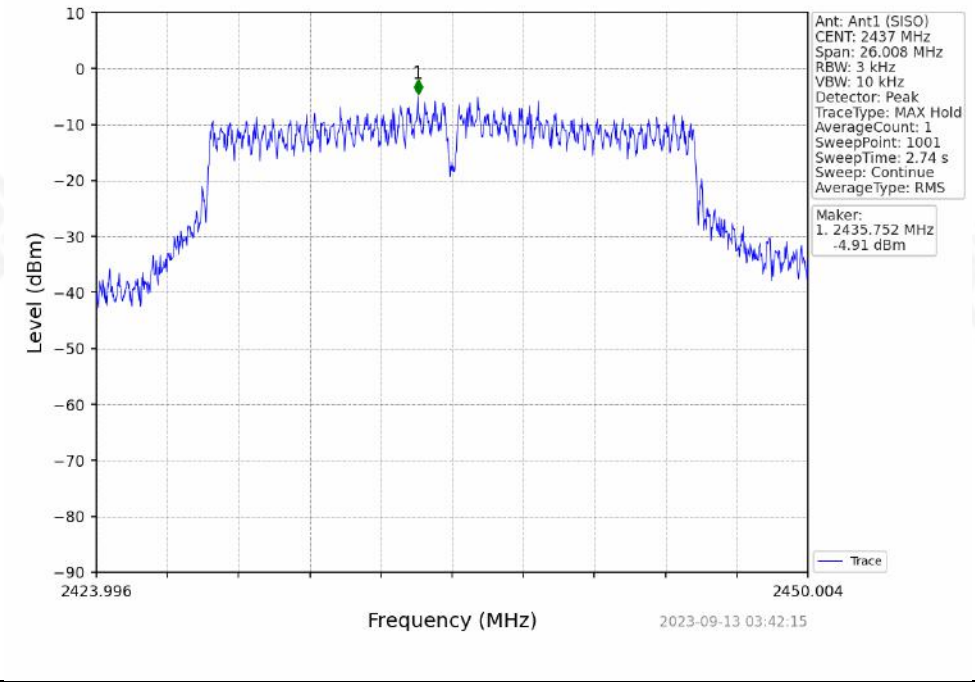

802.11n(HT20)_HCH_2462MHz__NTNV

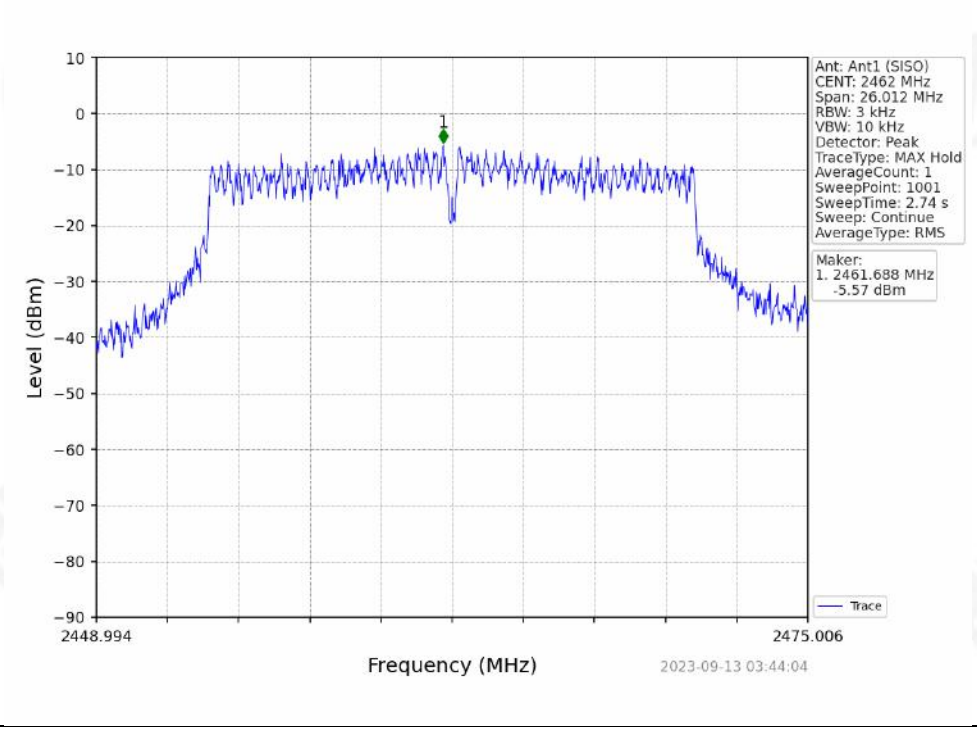

Antenna 1:

802.11b_LCH_2412MHz__NTNV

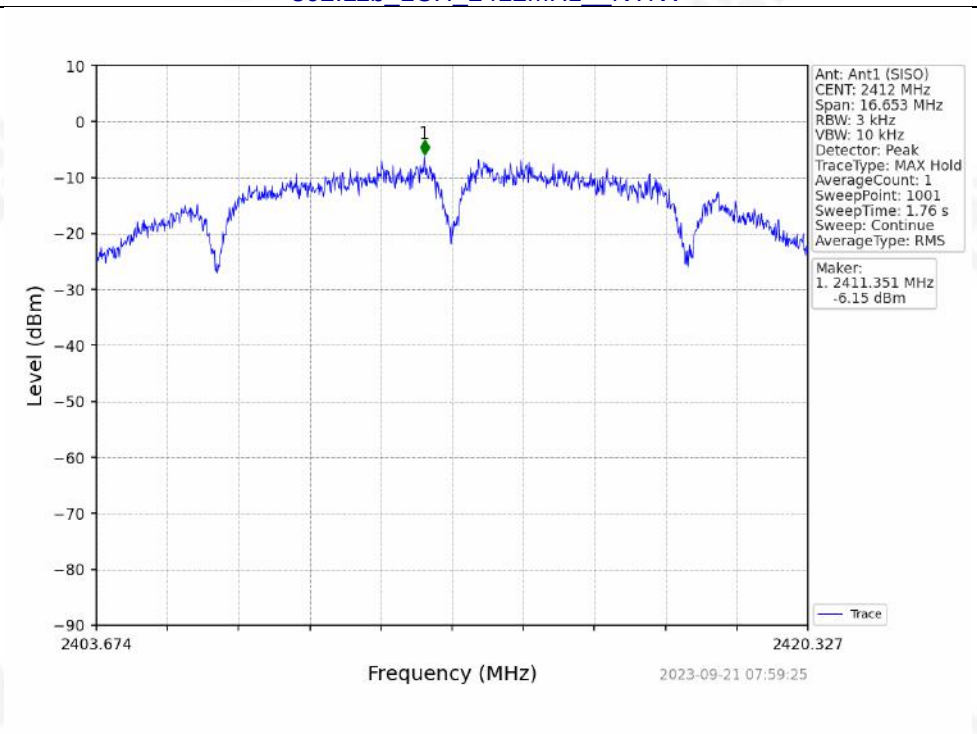

802.11b_MCH_2437MHz__NTNV

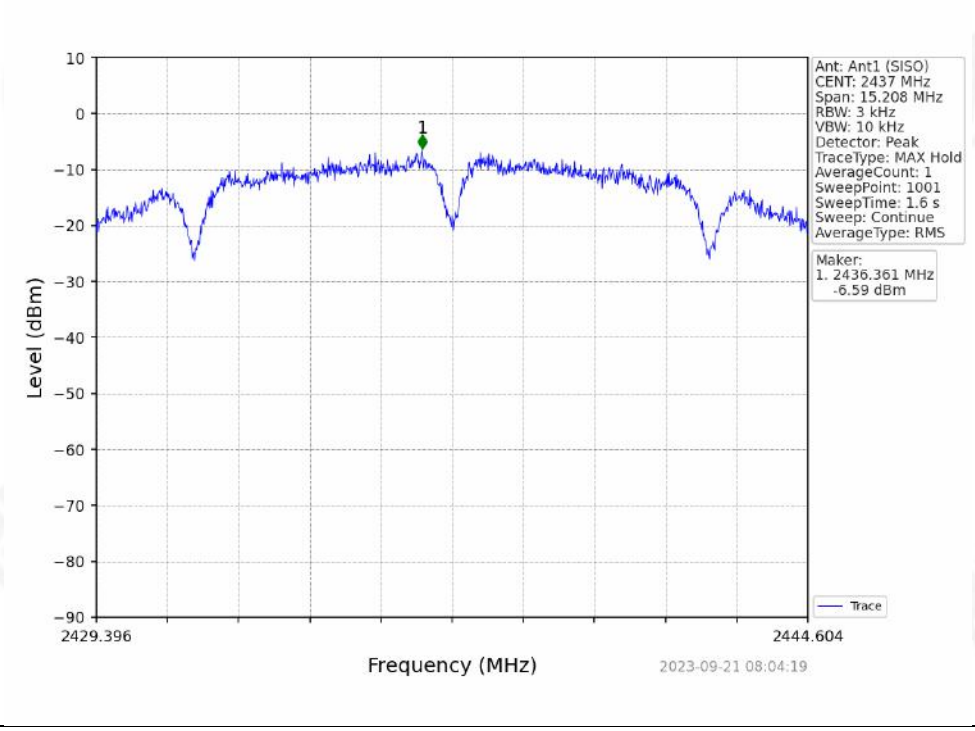

802.11b_HCH_2462MHz__NTNV

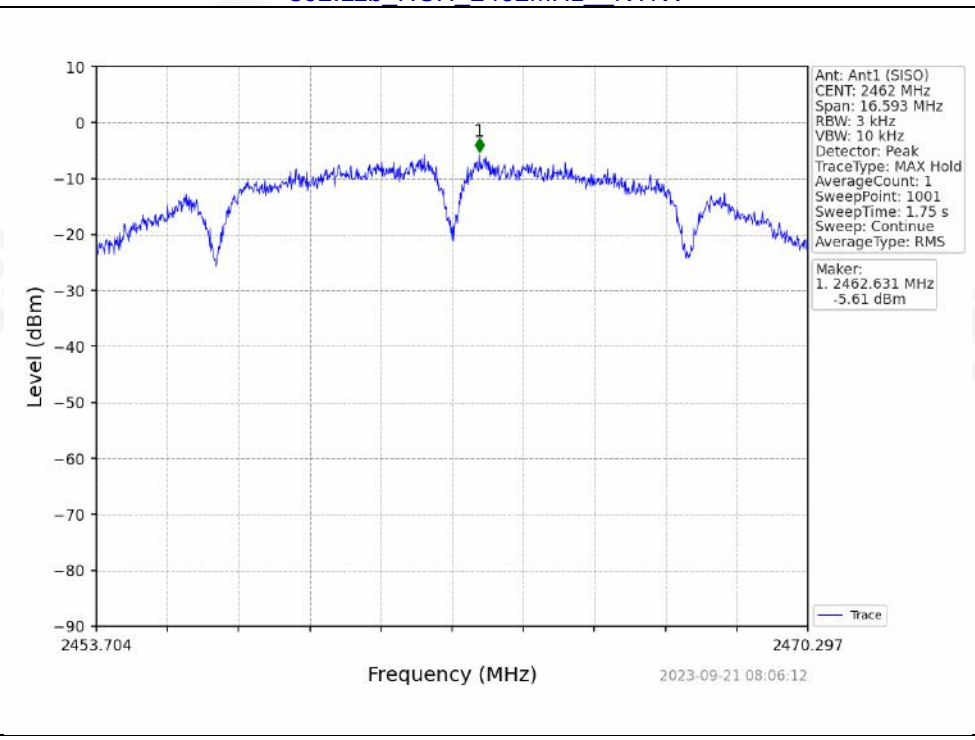

802.11g_LCH_2412MHz__NTNV

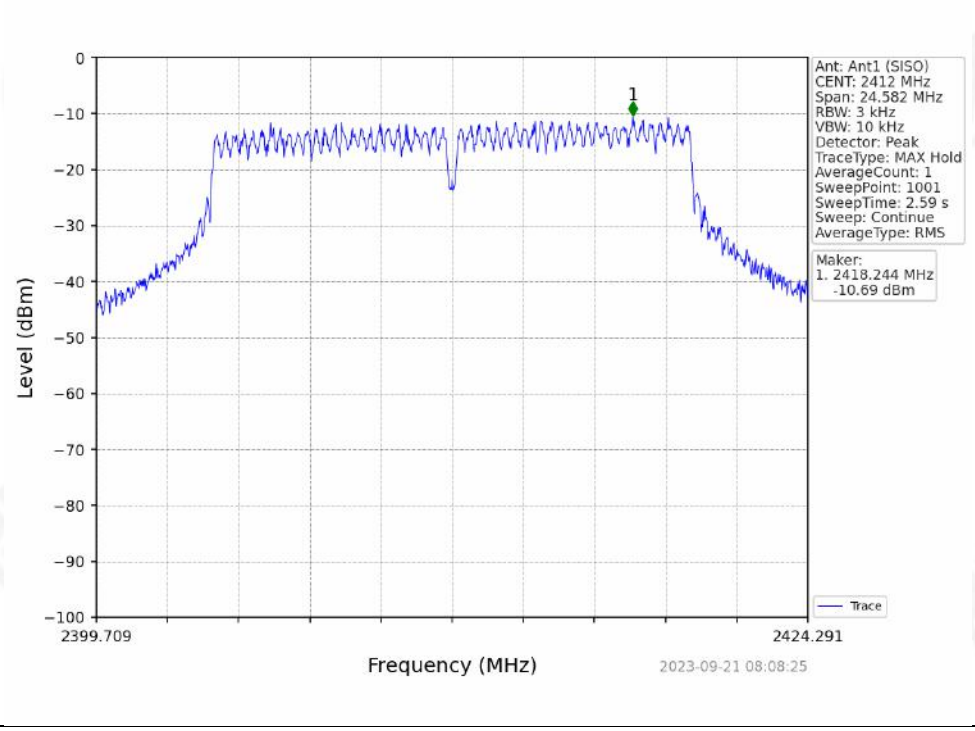

802.11g_MCH_2437MHz__NTNV

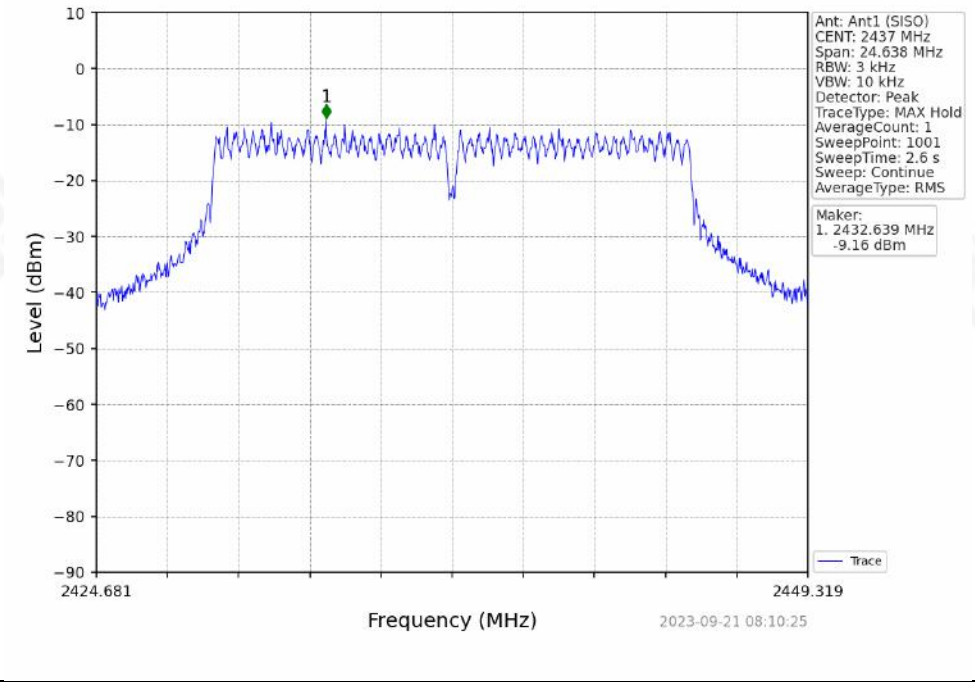

802.11g_HCH_2462MHz__NTNV

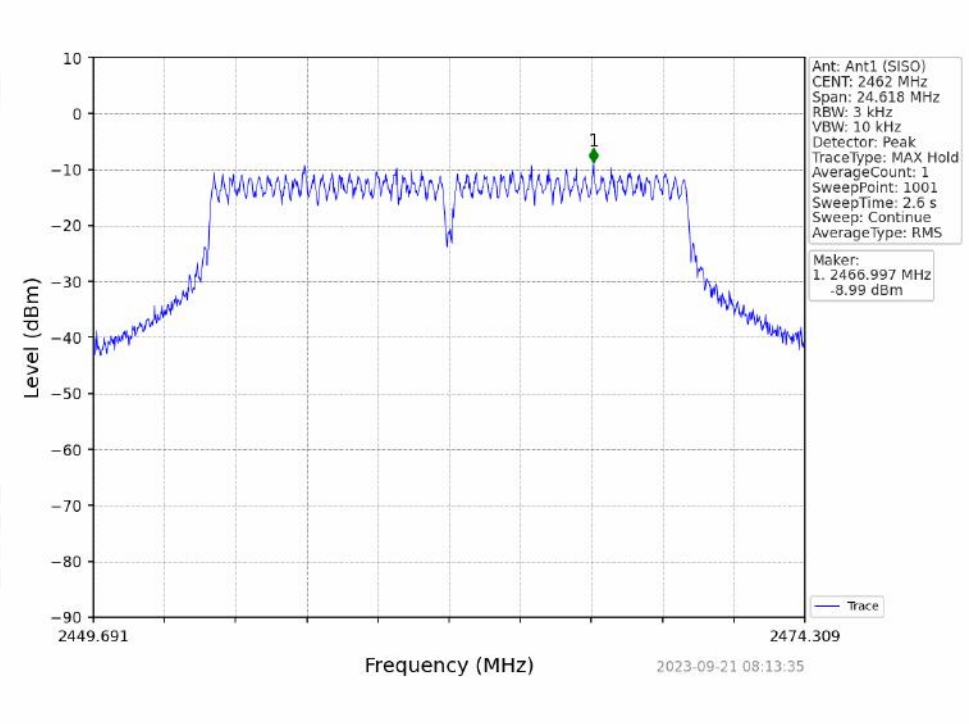

802.11n(HT20)_LCH_2412MHz__NTNV

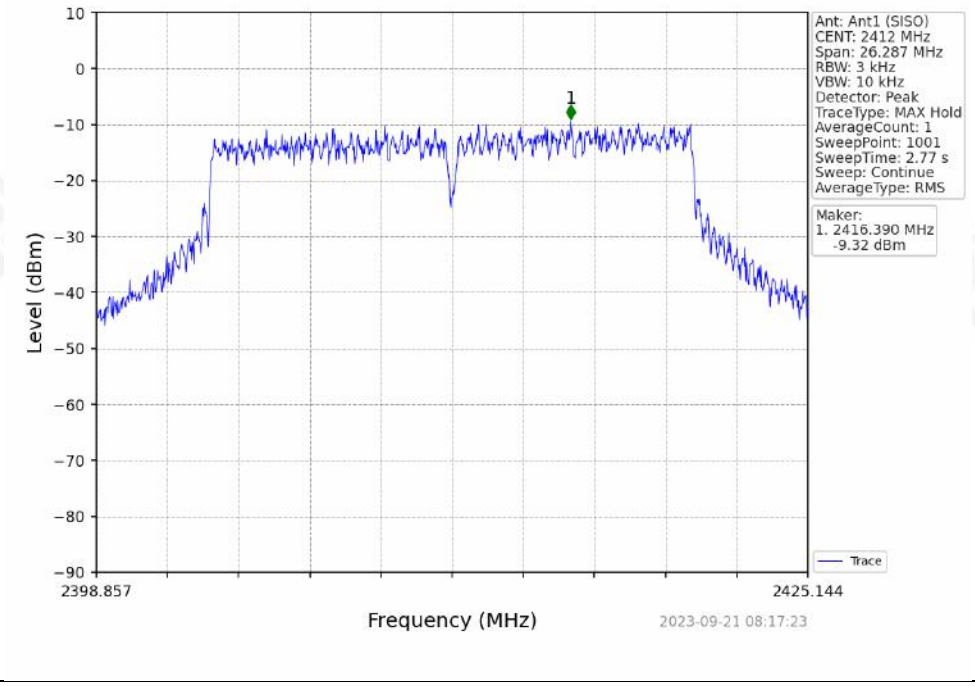

802.11n(HT20)_MCH_2437MHz__NTNV

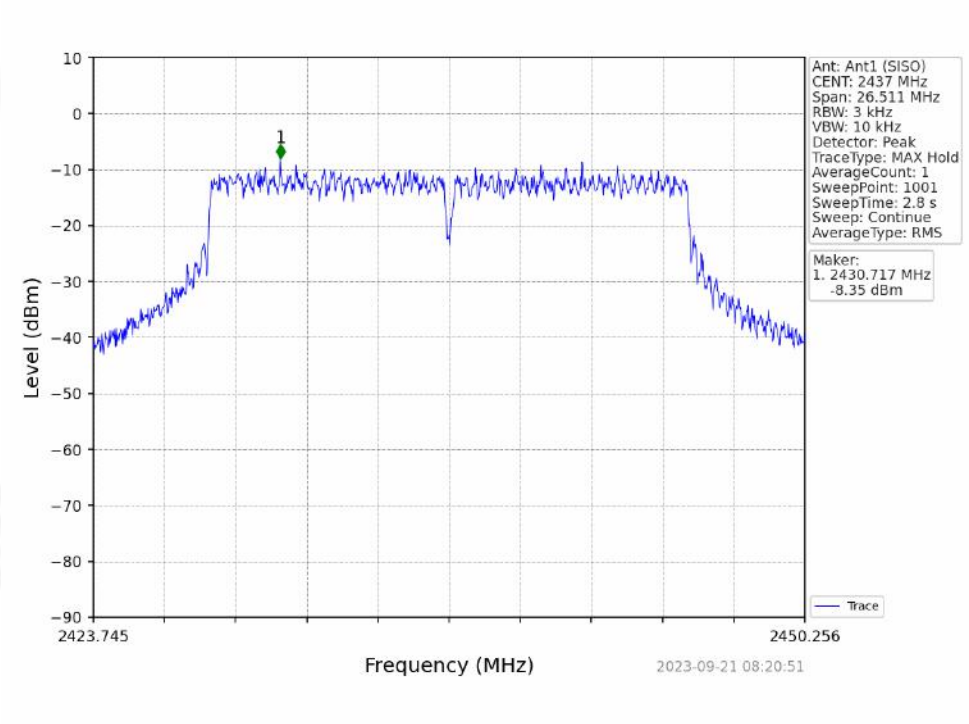

802.11n(HT20)_HCH_2462MHz__NTNV

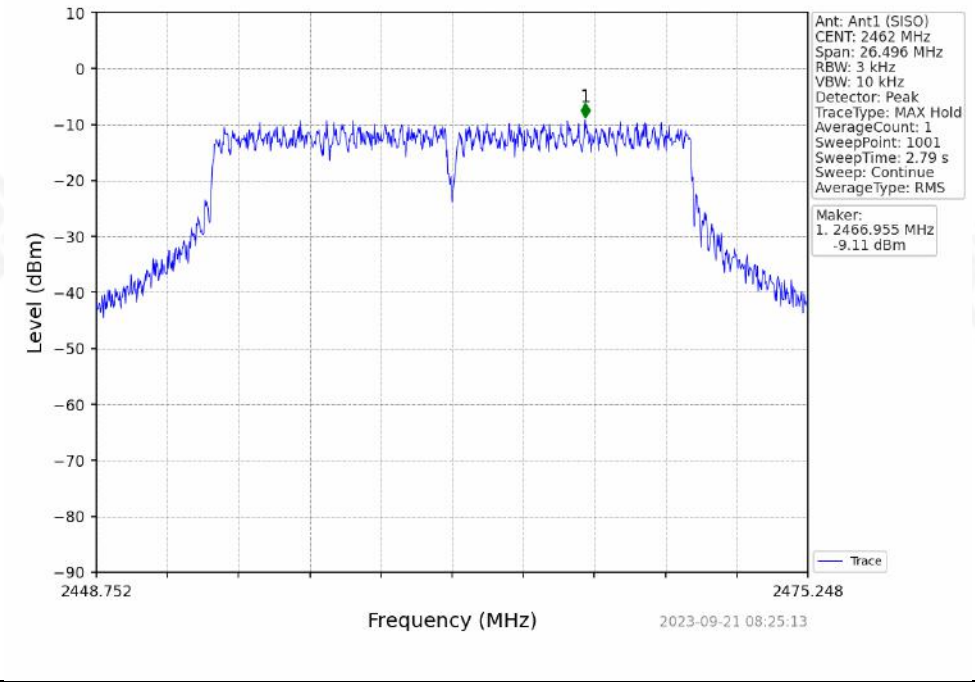

802.11n(HT40)_LCH_2422MHz__NTNV

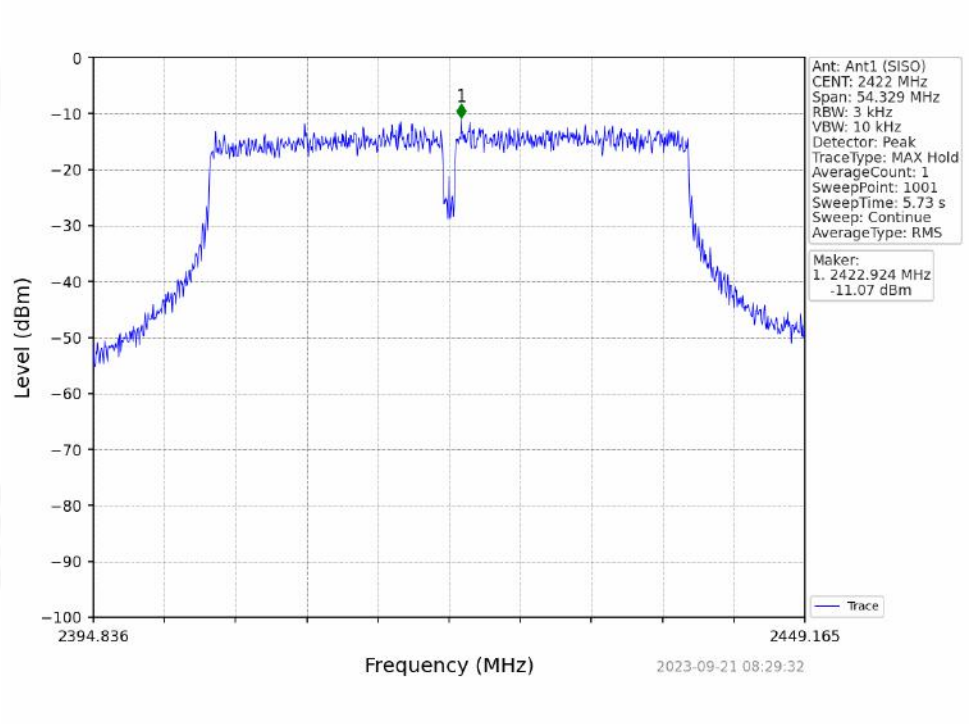

802.11n(HT40)_MCH_2437MHz__NTNV

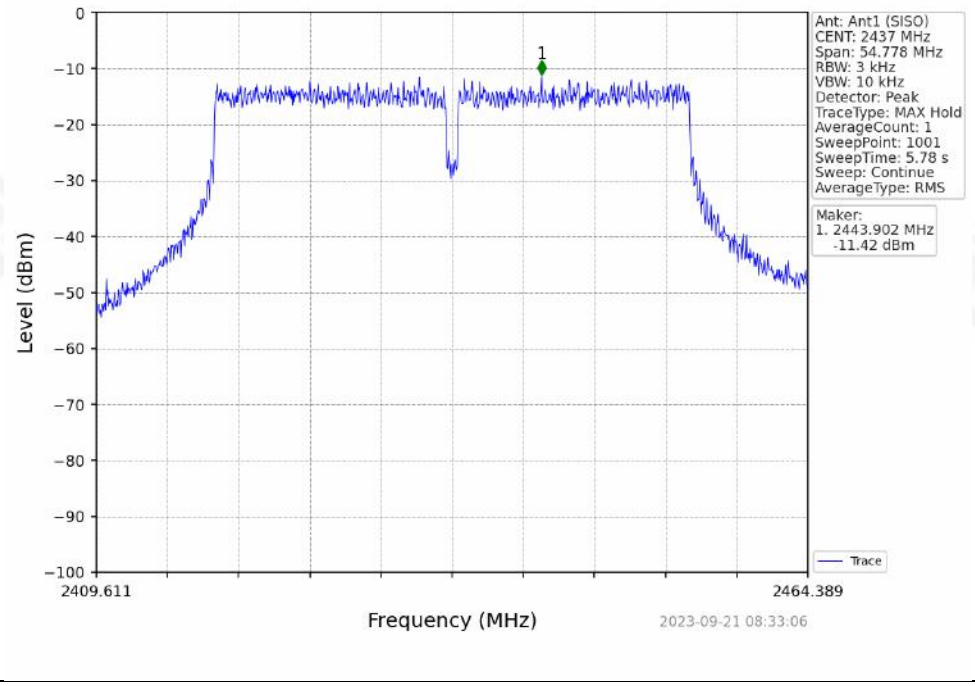

802.11n(HT40)_HCH_2452MHz__NTNV

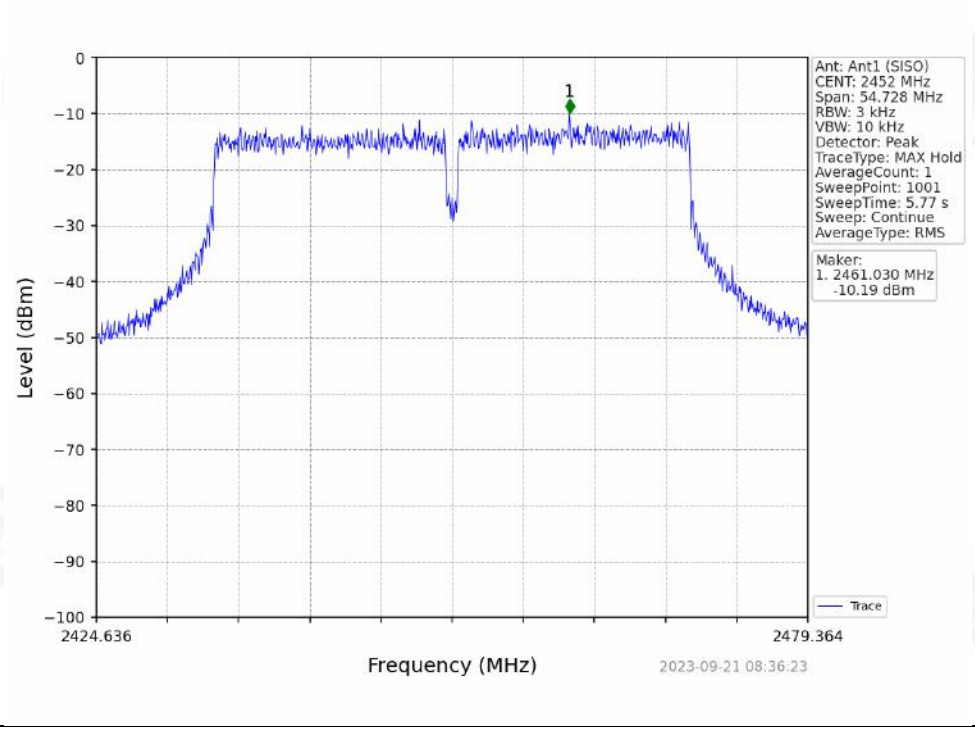

802.11ax(HEW20)_LCH_2412MHz_RU242_Left__NTNV

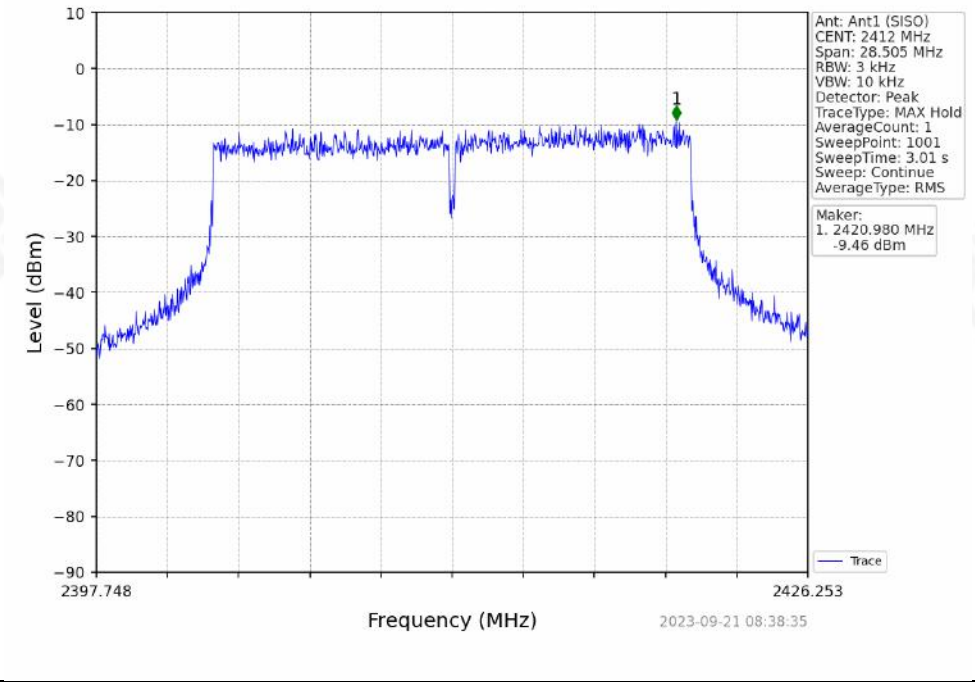

802.11ax(HEW20)_MCH_2437MHz_RU242_Left__NTNV

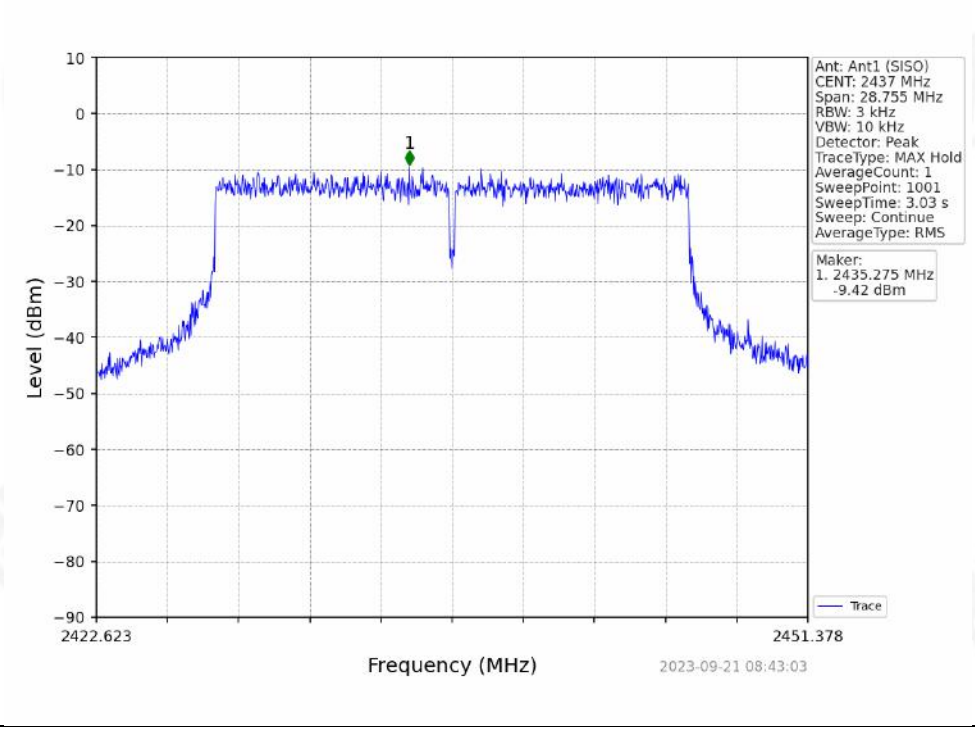

802.11ax(HEW20)_HCH_2462MHz_RU242_Left__NTNV

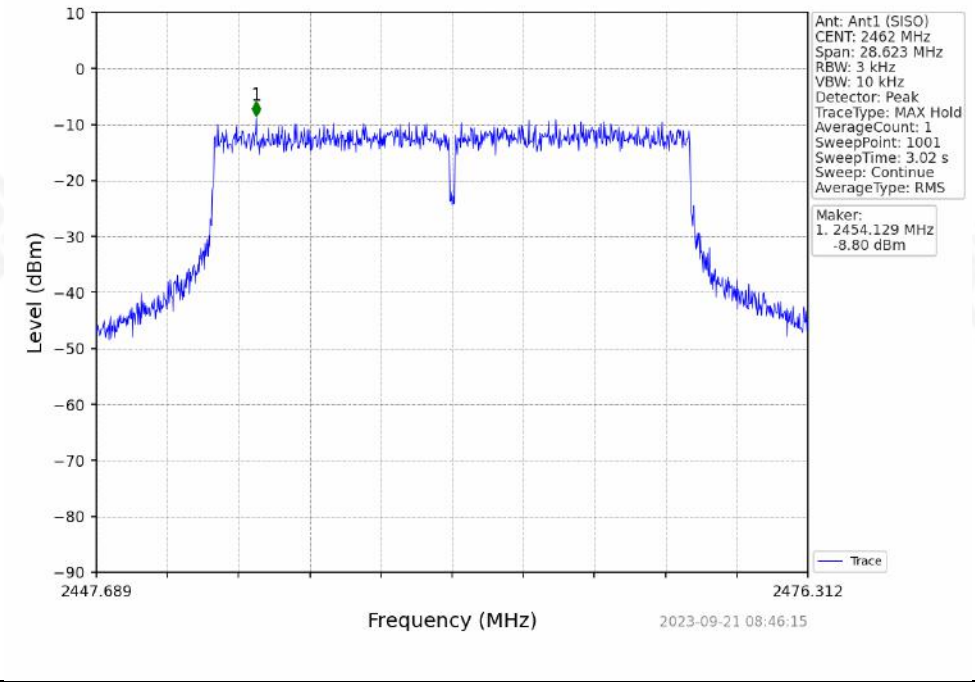

802.11ax(HEW40)_LCH_2422MHz_RU484_Left__NTNV

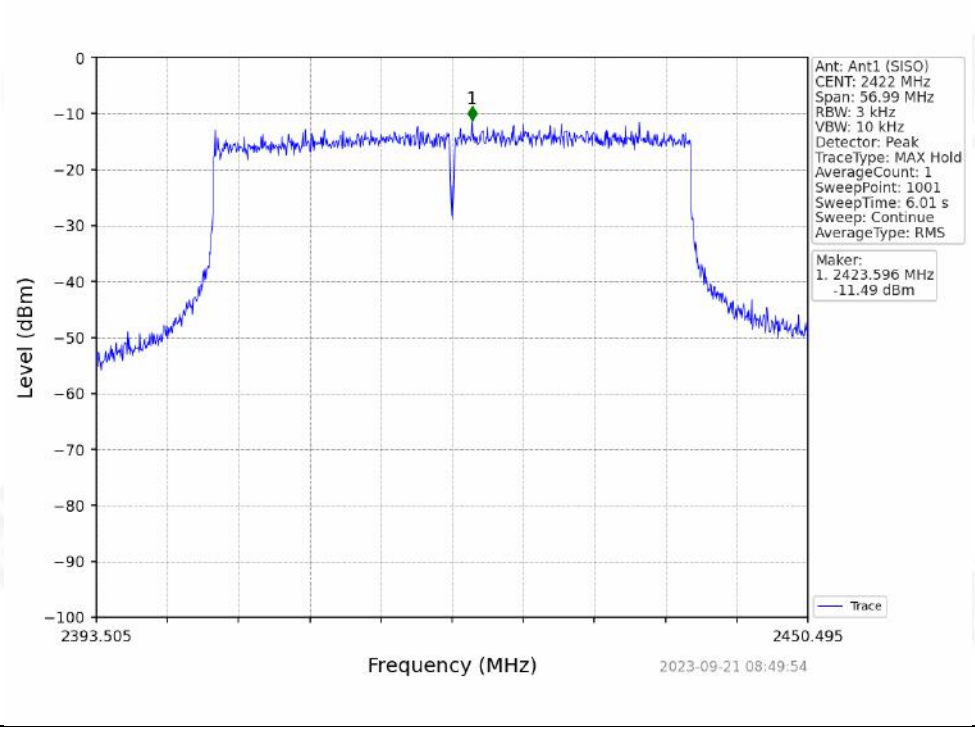

802.11ax(HEW40)_MCH_2437MHz_RU484_Left__NTNV

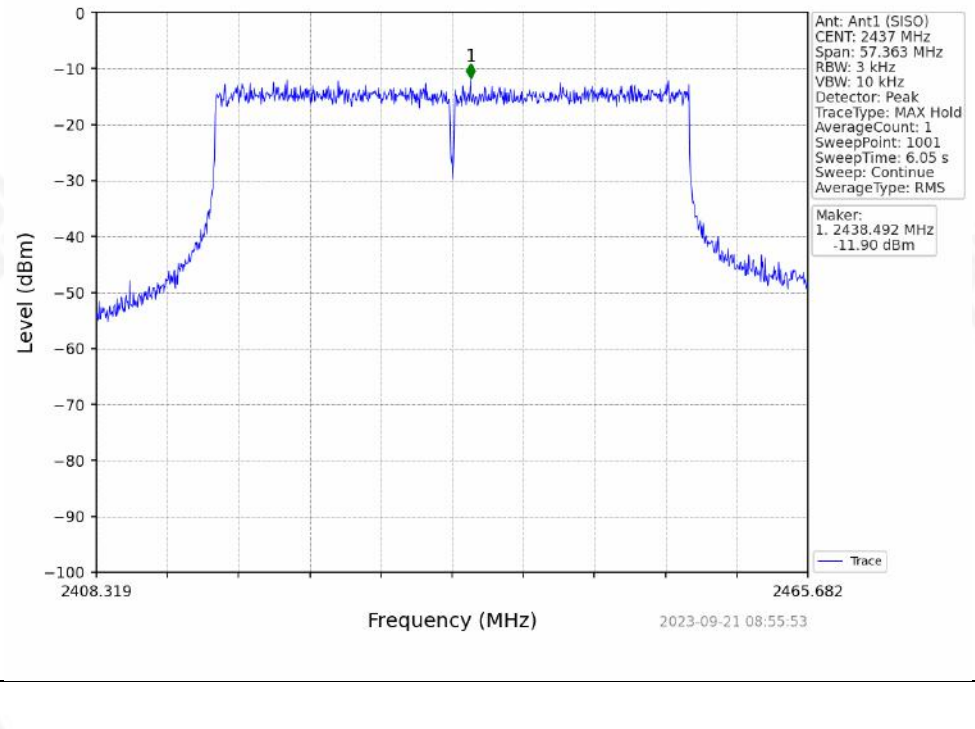

802.11ax(HEW40)_HCH_2452MHz_RU484_Left__NTNV

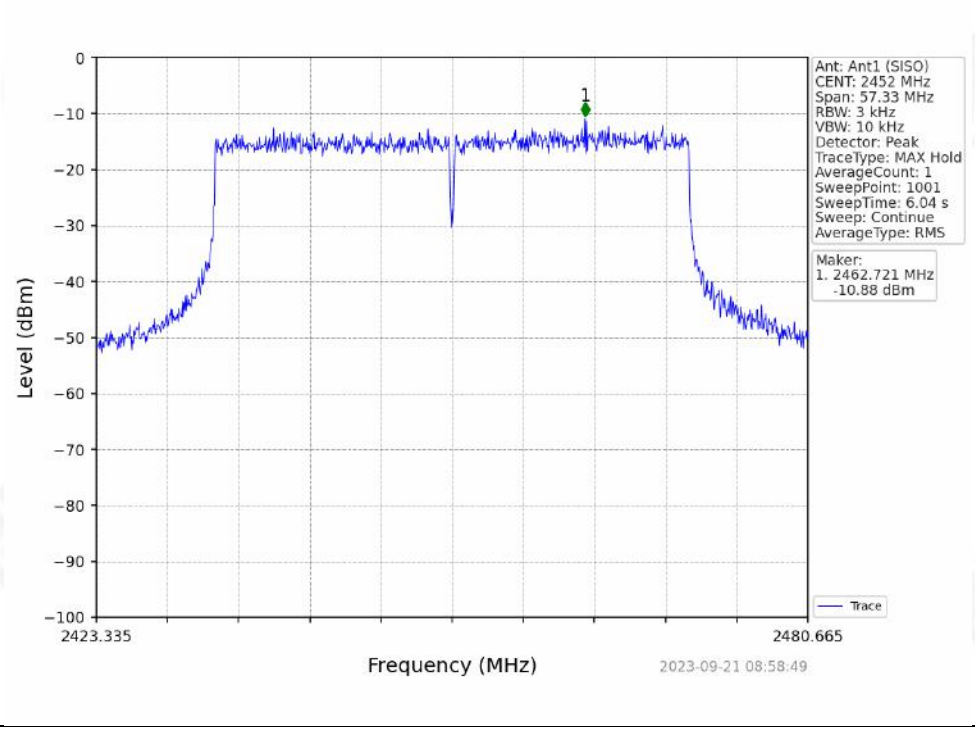

802.11ac(VHT20)_LCH_2412MHz__NTNV

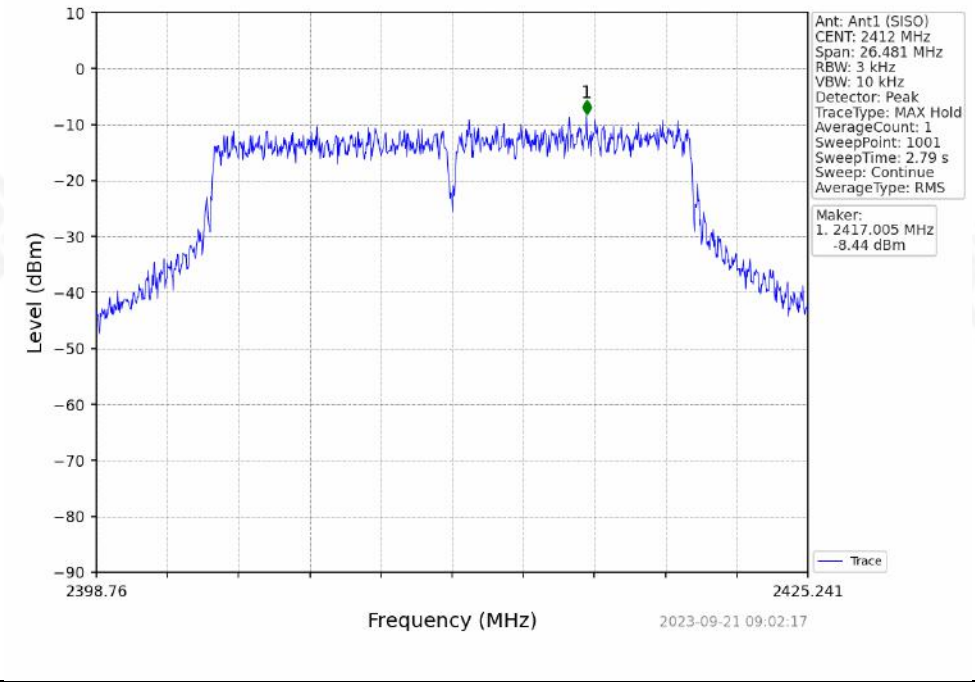

802.11ac(VHT20)_MCH_2437MHz__NTNV

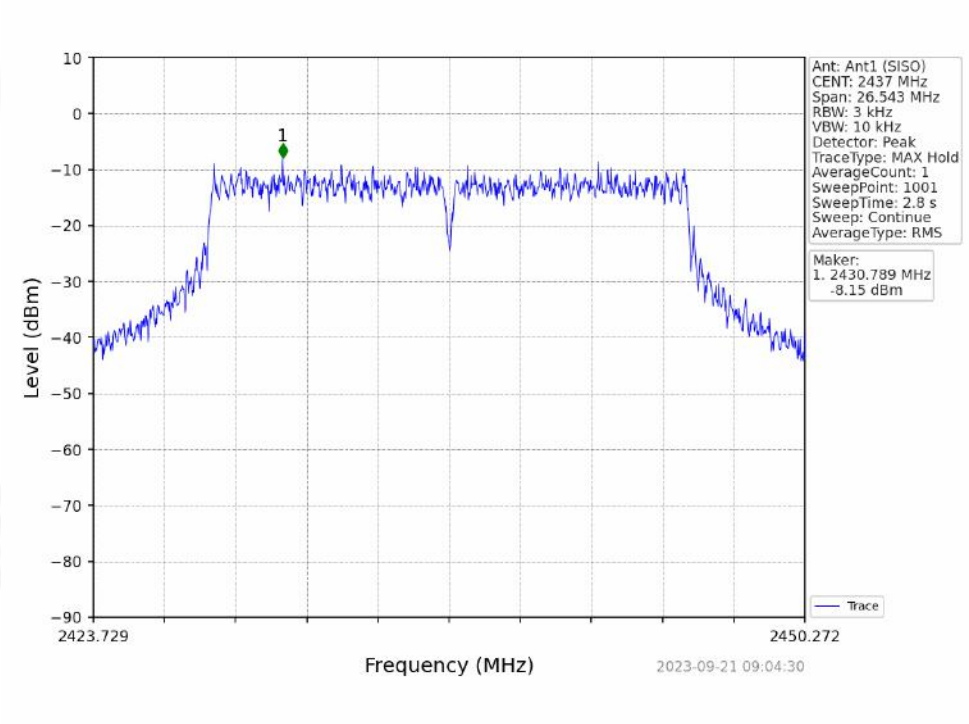

802.11ac(VHT20)_HCH_2462MHz__NTNV

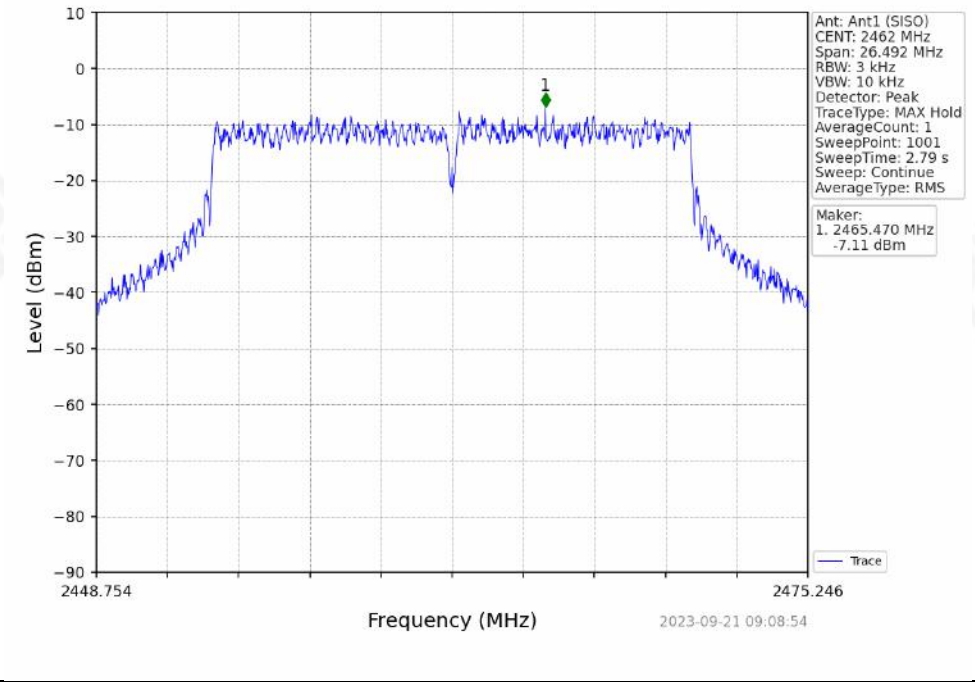

802.11ac(VHT40)_LCH_2422MHz__NTNV

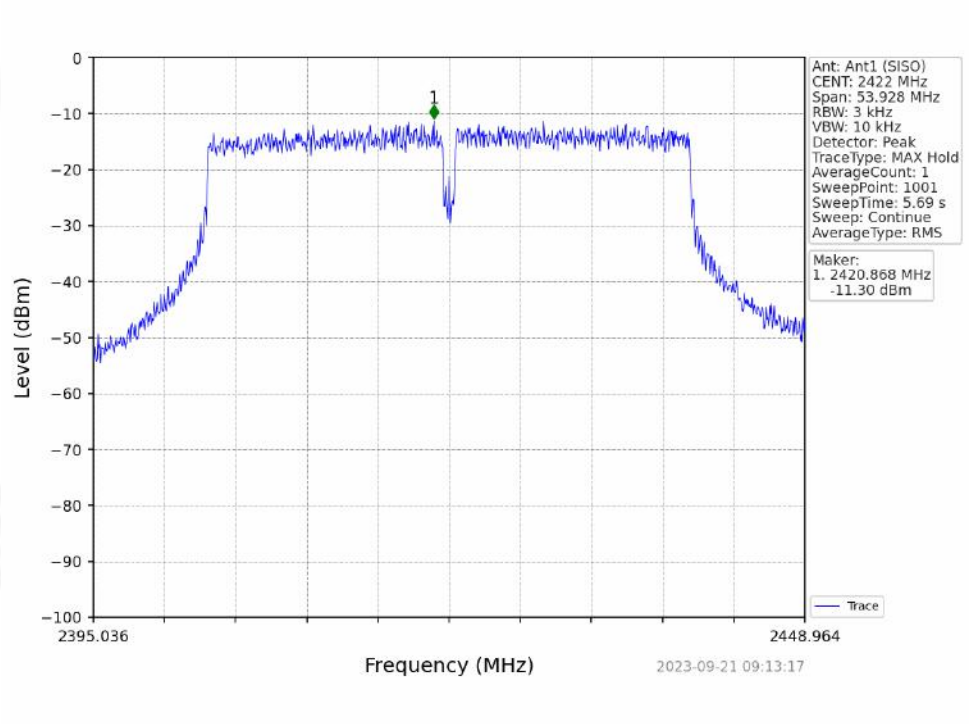

802.11ac(VHT40)_MCH_2437MHz__NTNV

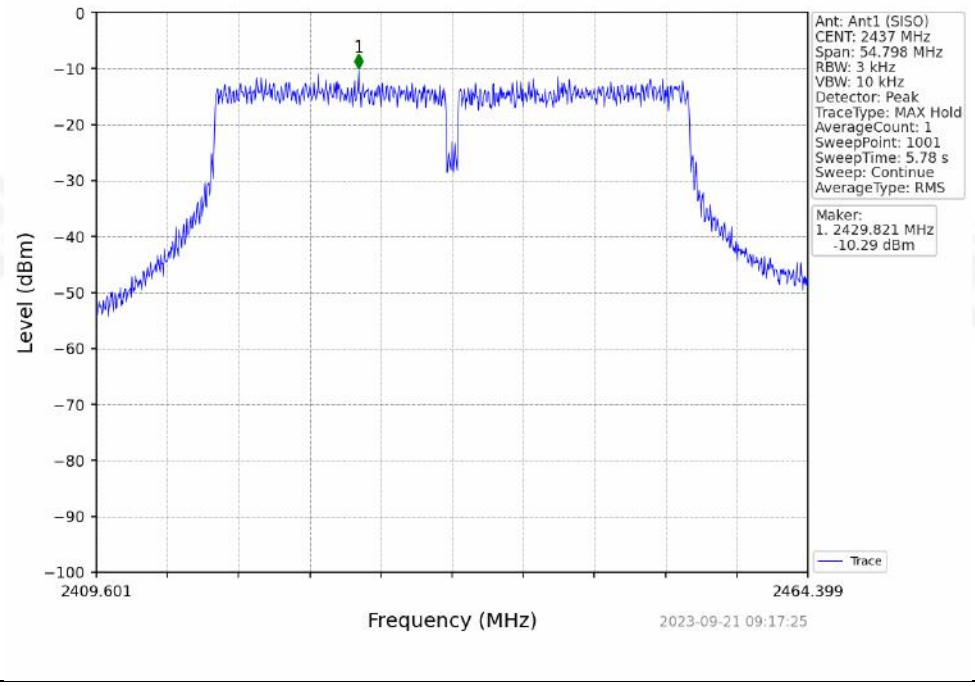

802.11ac(VHT40)_HCH_2452MHz__NTNV

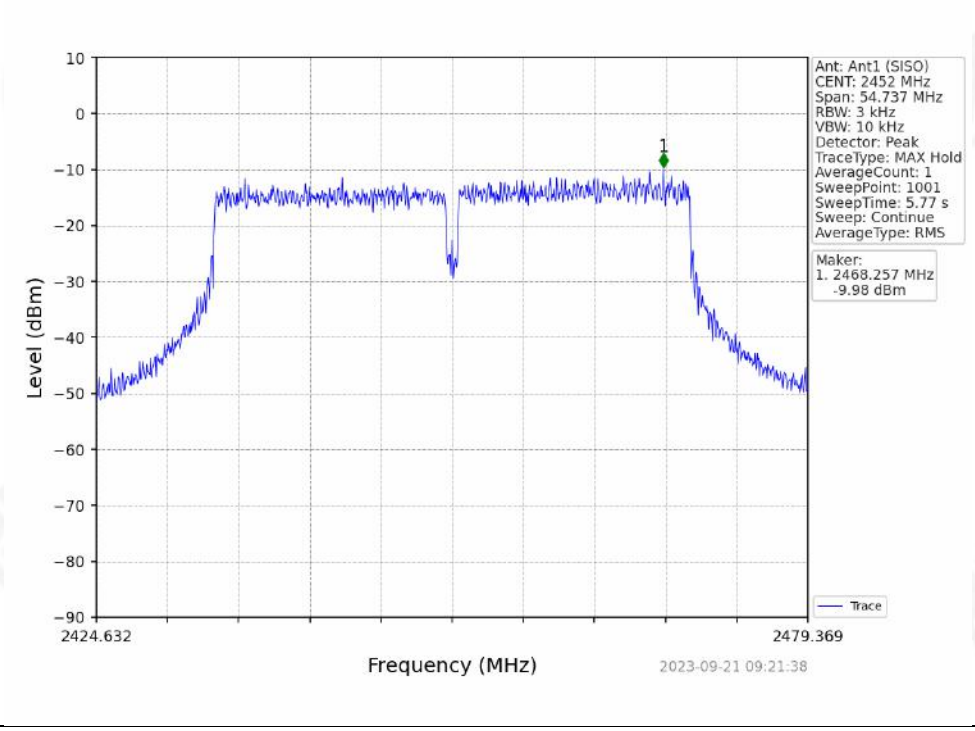

Antenna 2:

802.11b_LCH_2412MHz__NTNV

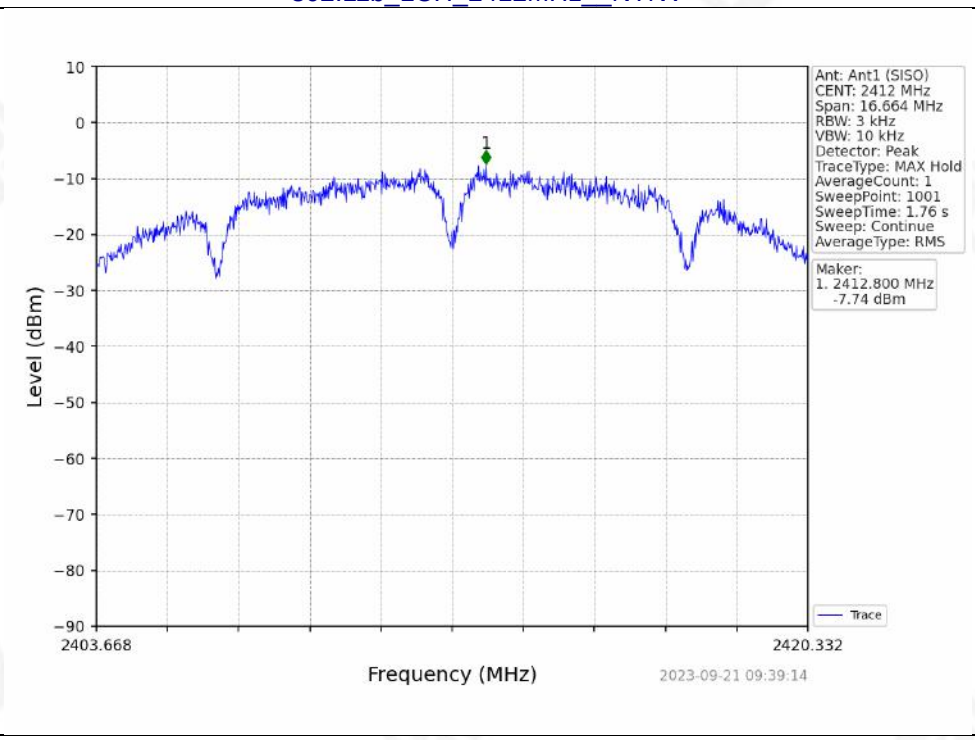

802.11b_MCH_2437MHz__NTNV

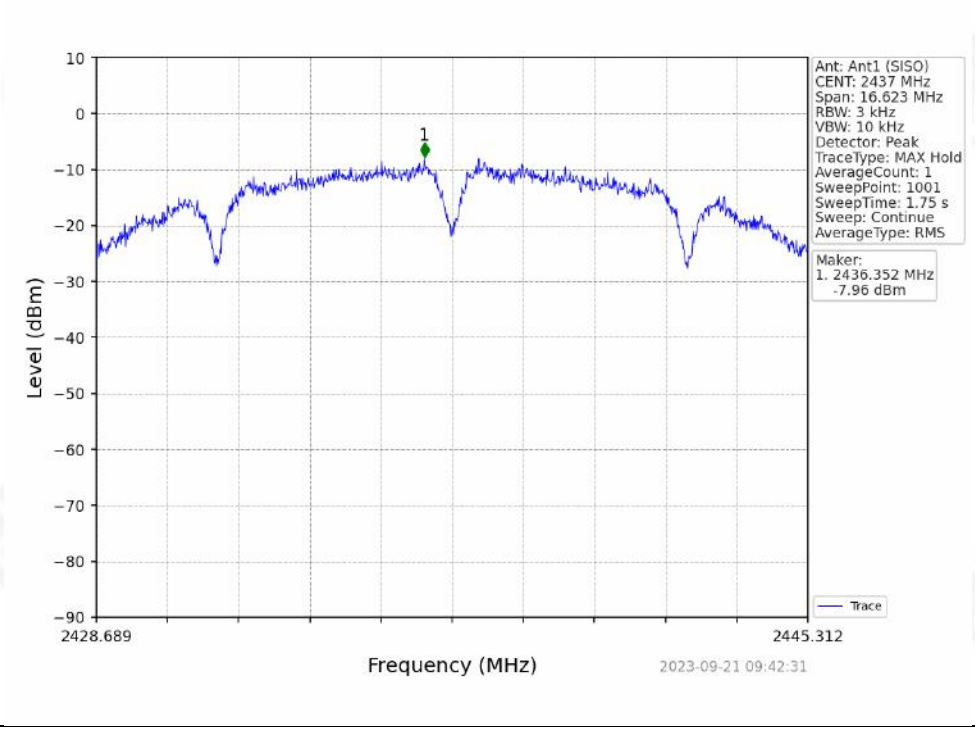

802.11b_HCH_2462MHz__NTNV

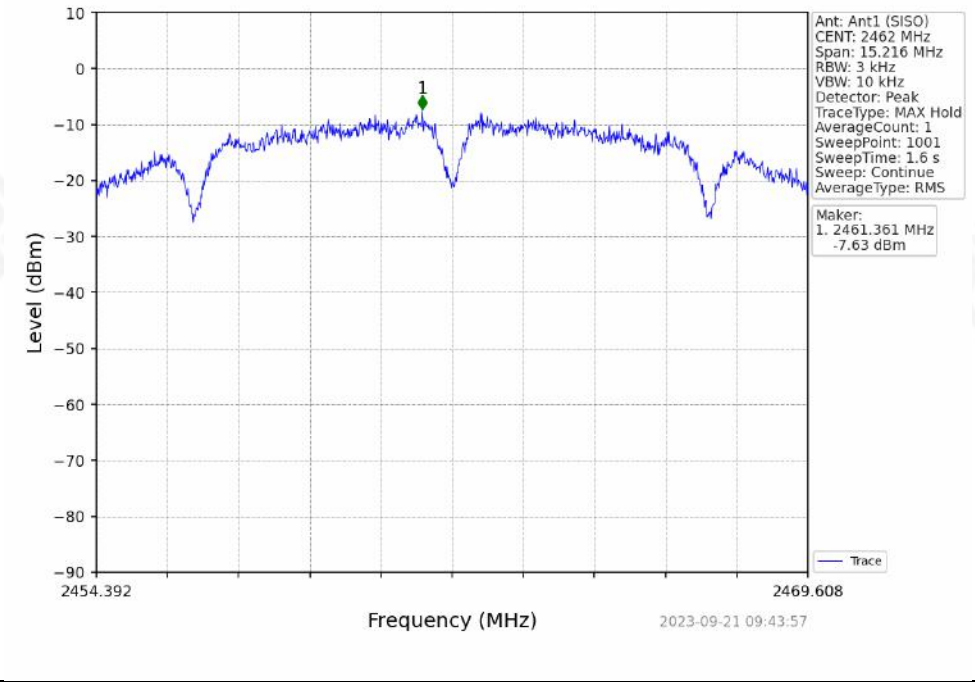

802.11g_LCH_2412MHz__NTNV

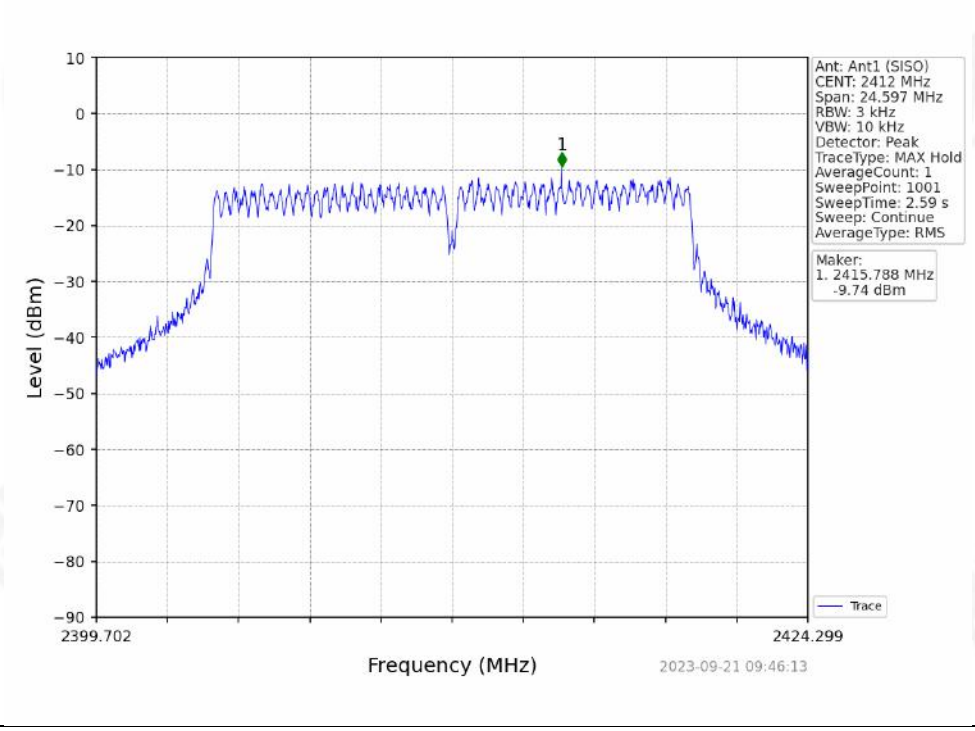

802.11g_MCH_2437MHz__NTNV

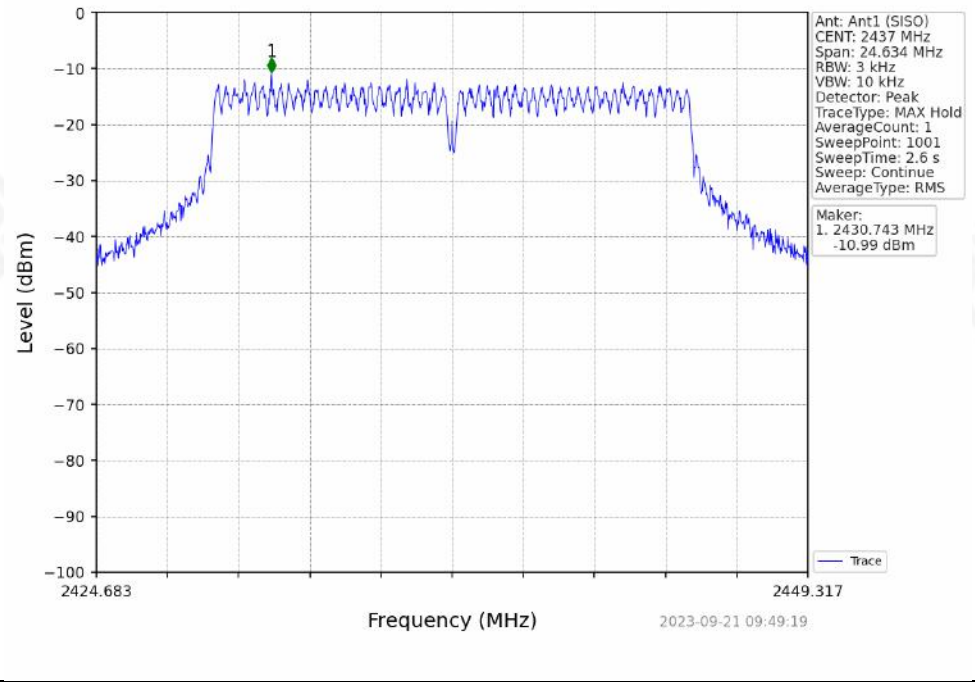

802.11g_HCH_2462MHz__NTNV

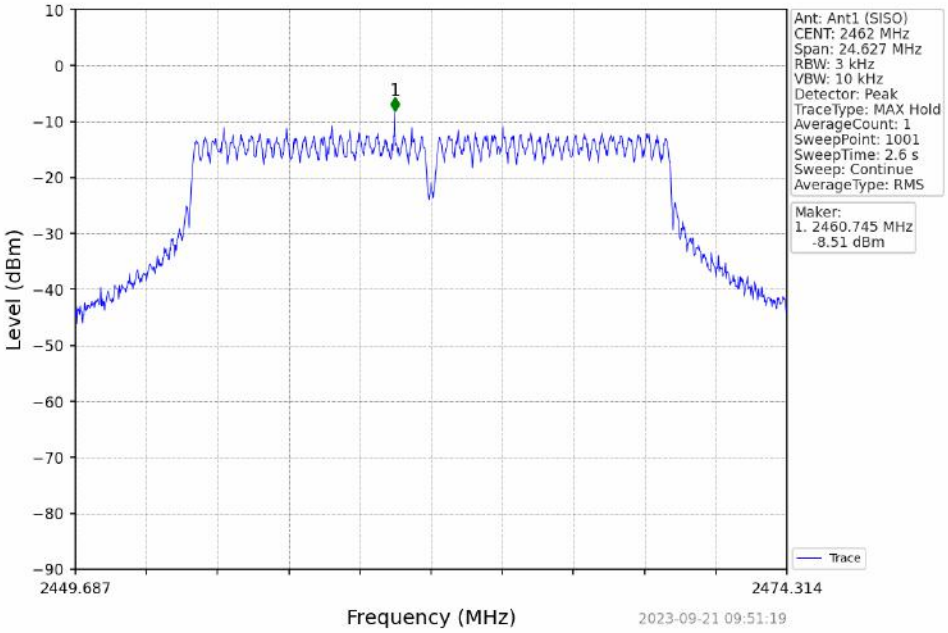

802.11n(HT20)_LCH_2412MHz__NTNV

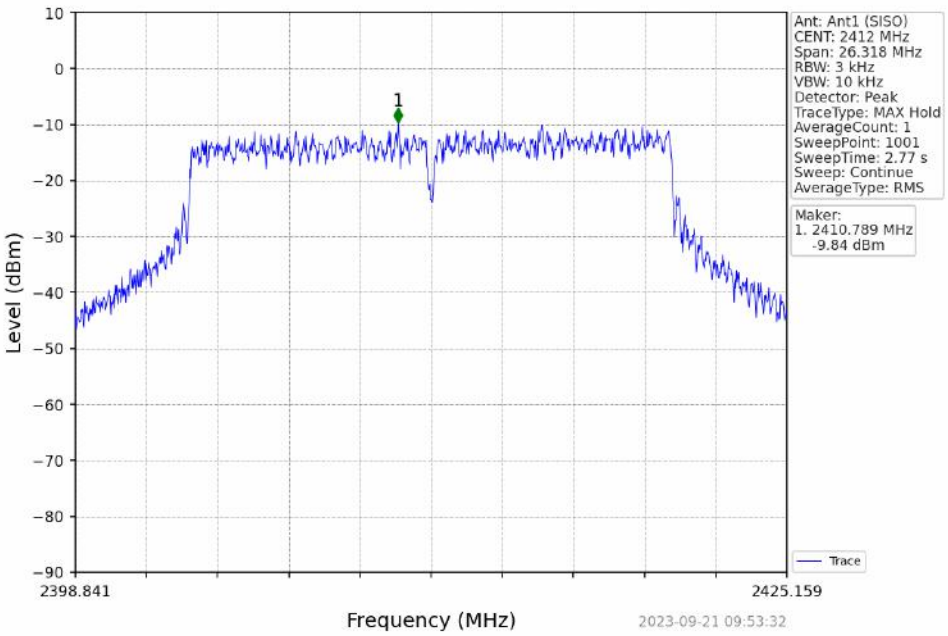

802.11n(HT20)_MCH_2437MHz__NTNV

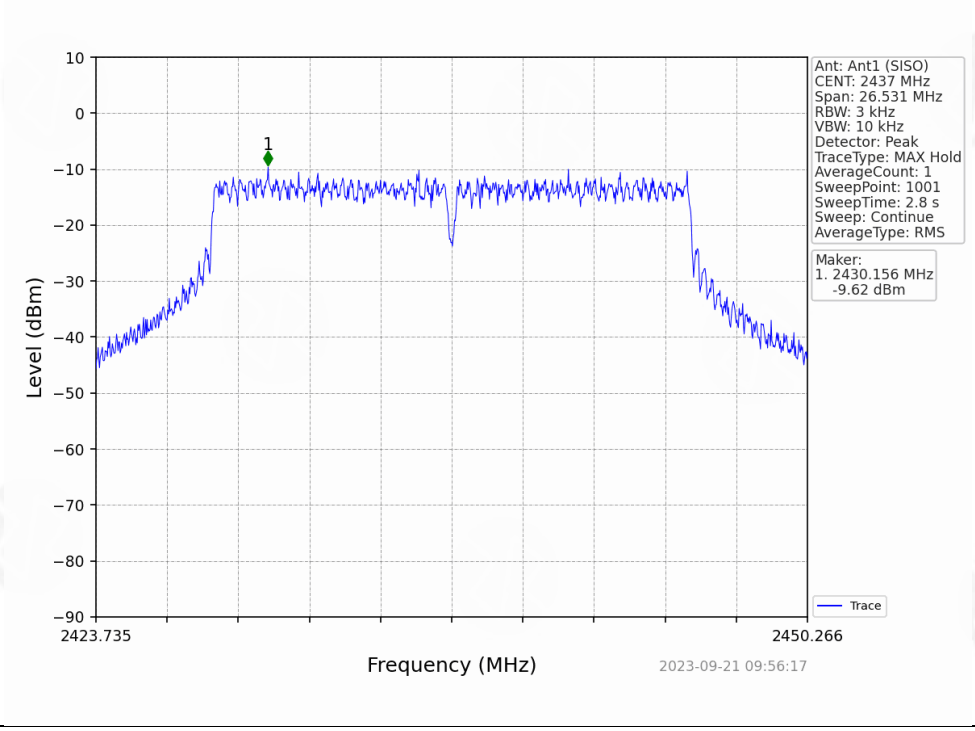

802.11n(HT20)_HCH_2462MHz__NTNV

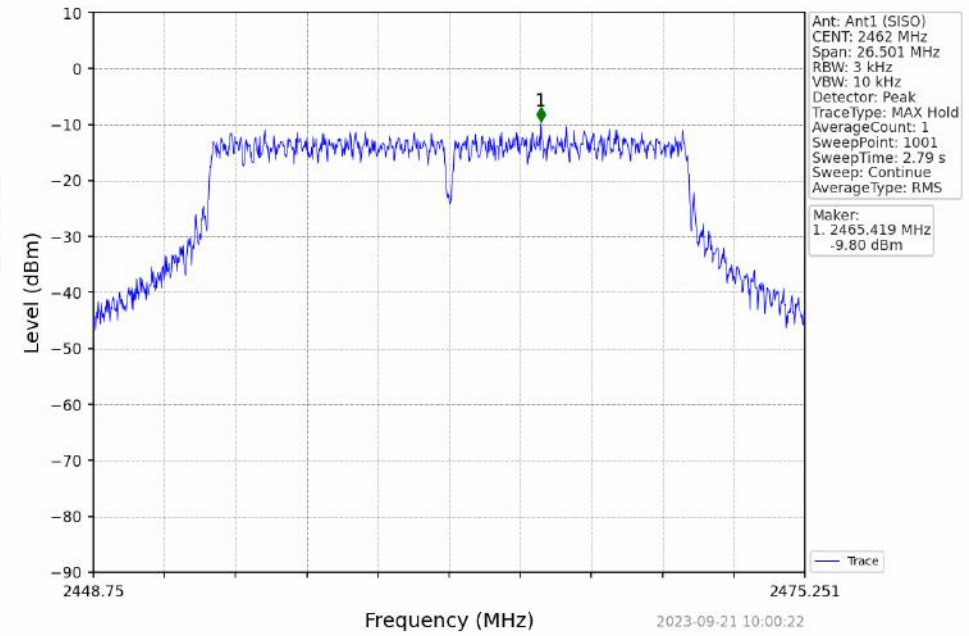

802.11n(HT40)_LCH_2422MHz__NTNV

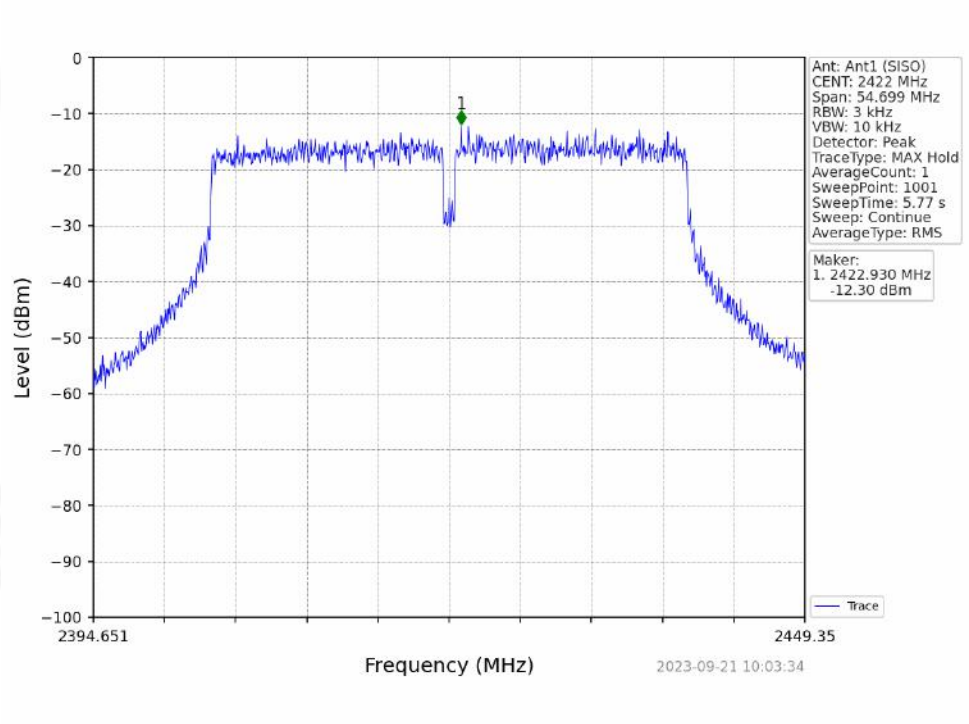

802.11n(HT40)_MCH_2437MHz__NTNV

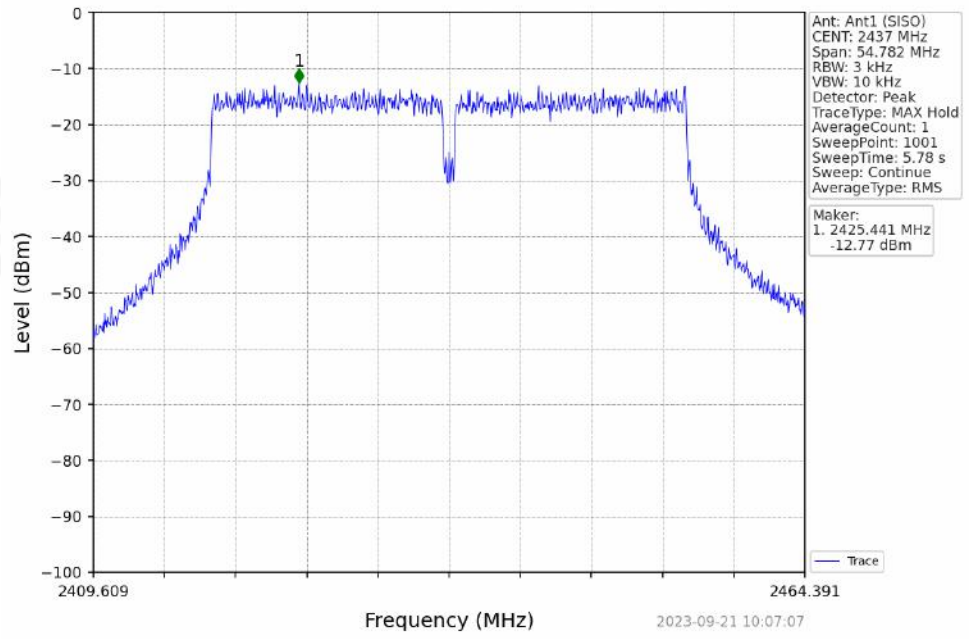

802.11n(HT40)_HCH_2452MHz__NTNV

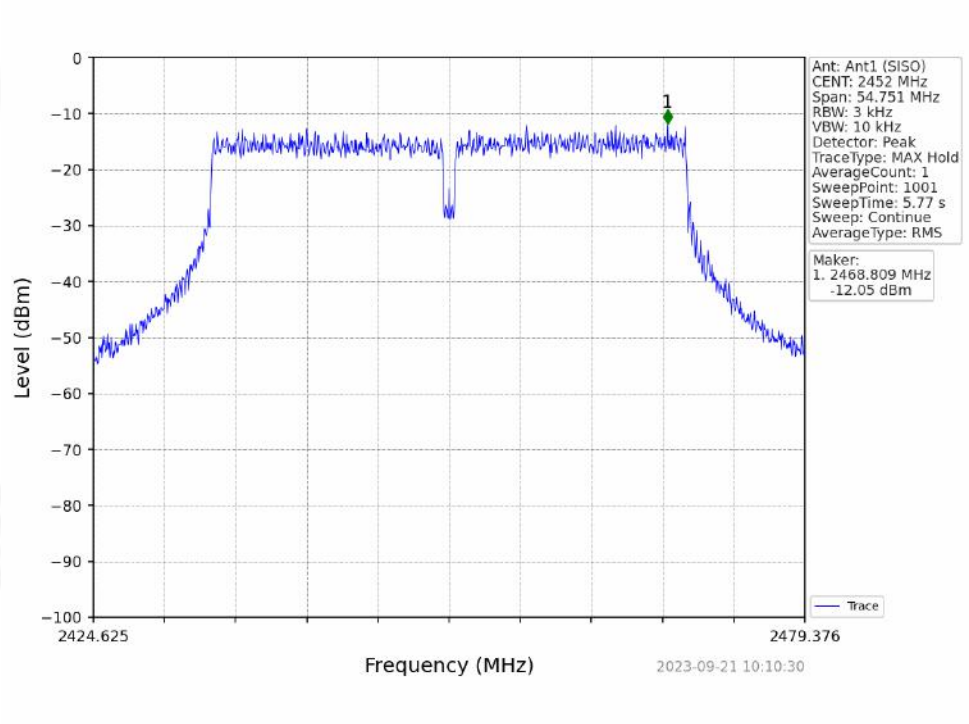

802.11ax(HEW20)_LCH_2412MHz_RU242_Left__NTNV

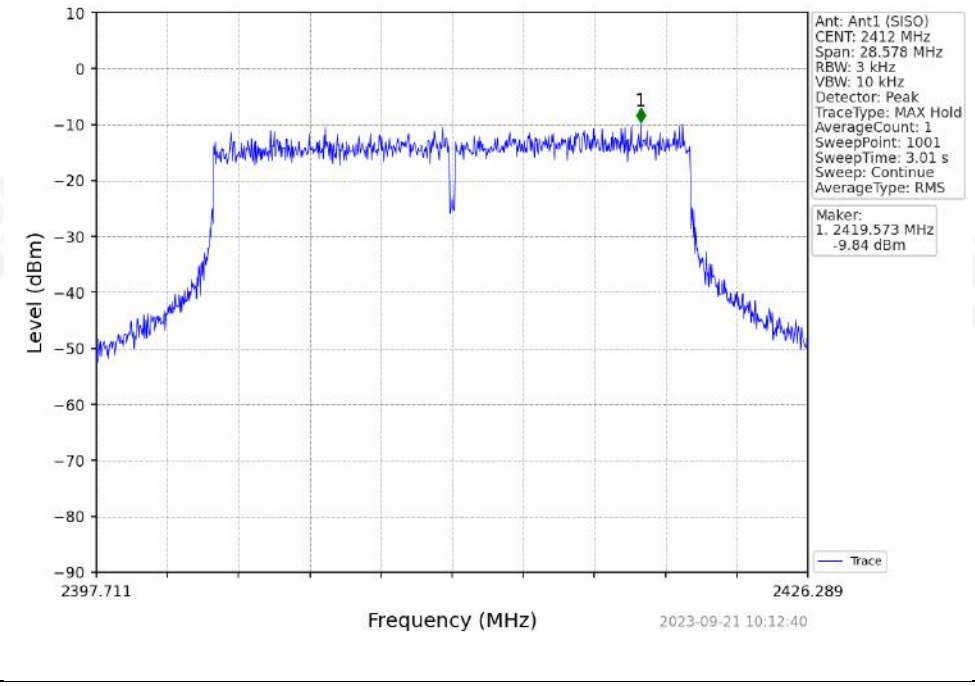

802.11ax(HEW20)_MCH_2437MHz_RU242_Left__NTNV

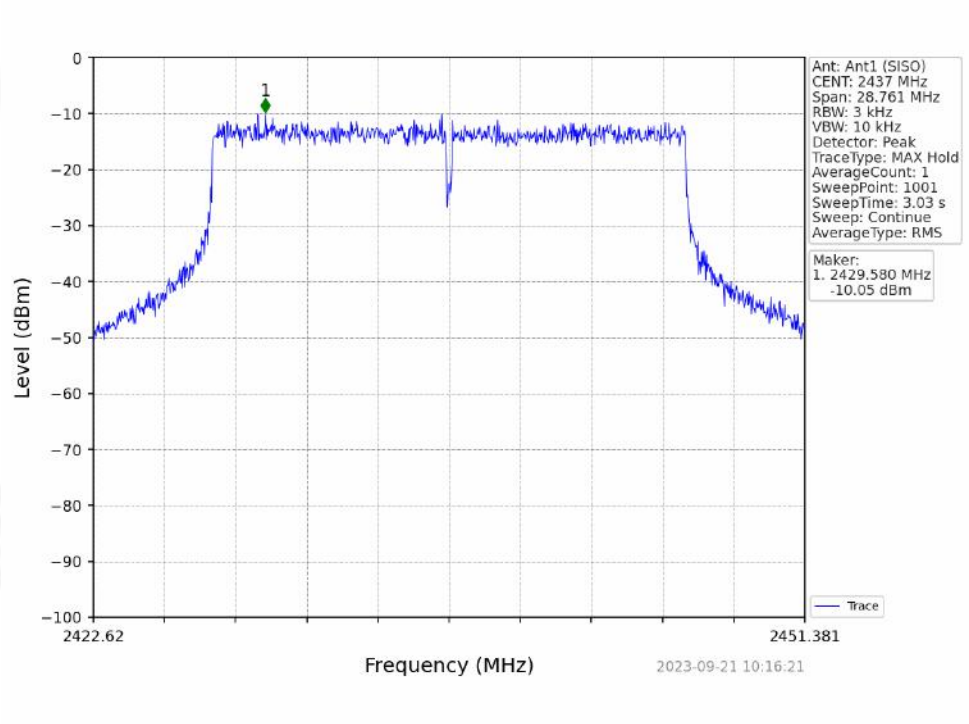

802.11ax(HEW20)_HCH_2462MHz_RU242_Left__NTNV

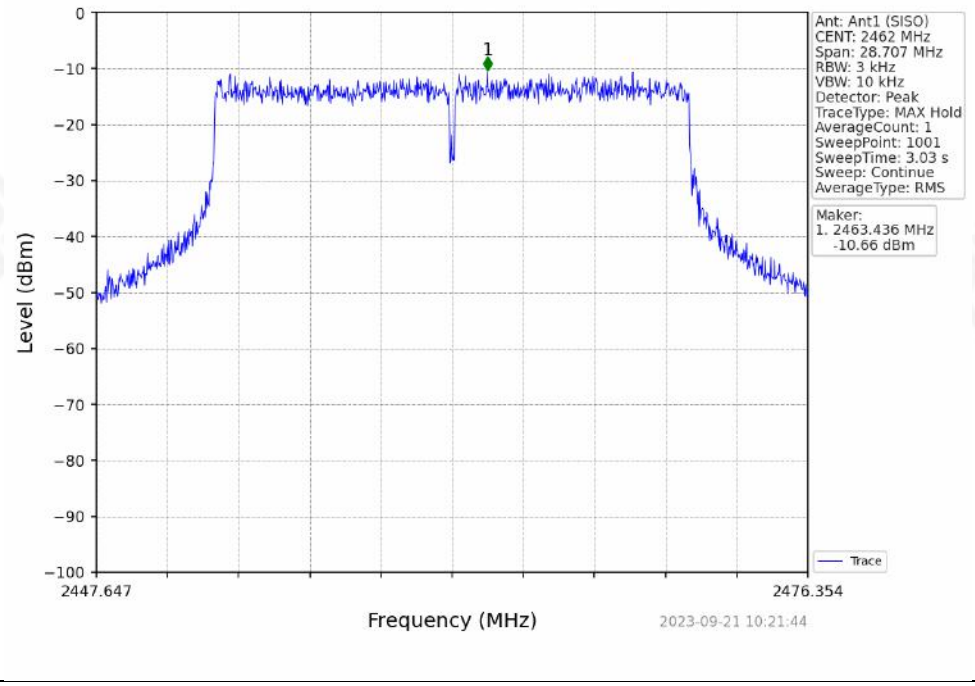

802.11ax(HEW40)_LCH_2422MHz_RU484_Left__NTNV

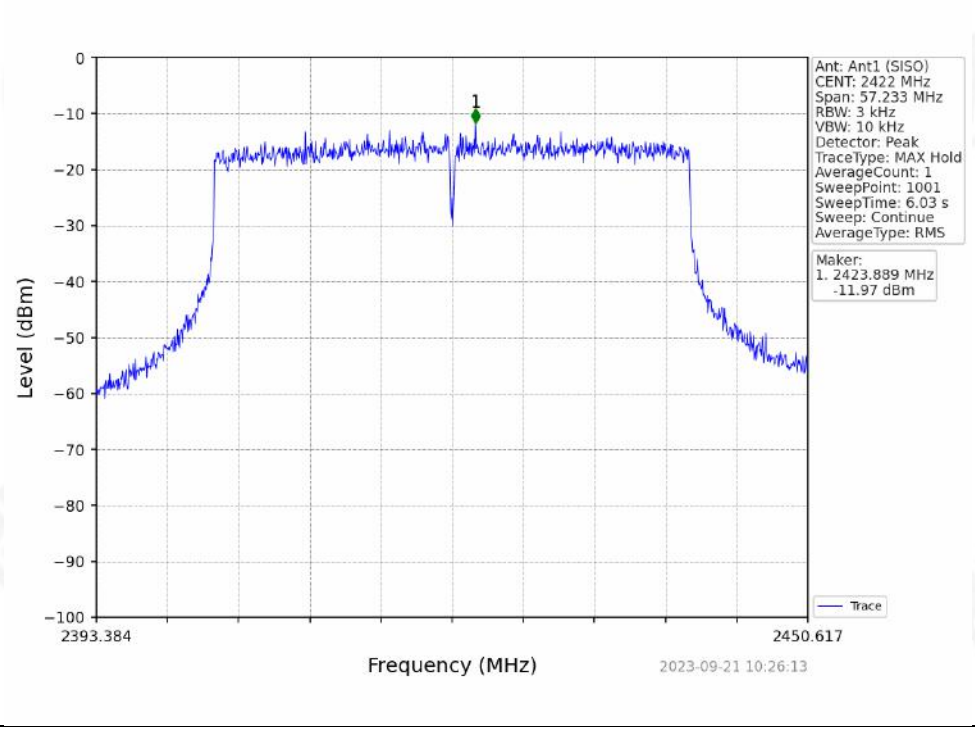

802.11ax(HEW40)_MCH_2437MHz_RU484_Left__NTNV

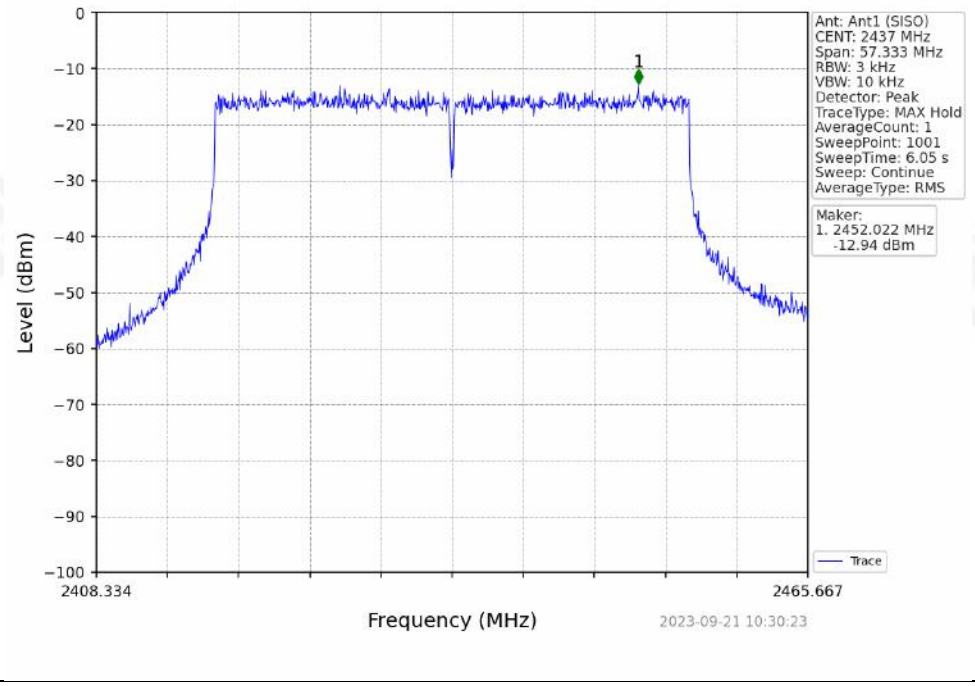

802.11ax(HEW40)_HCH_2452MHz_RU484_Left__NTNV

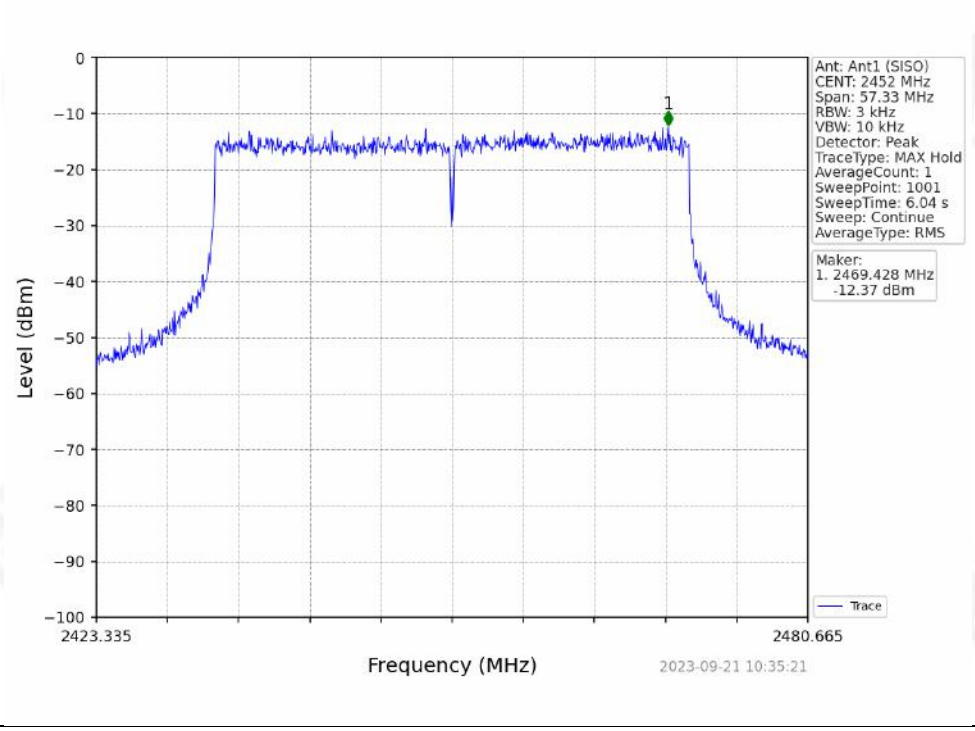

802.11ac(VHT20)_LCH_2412MHz__NTNV

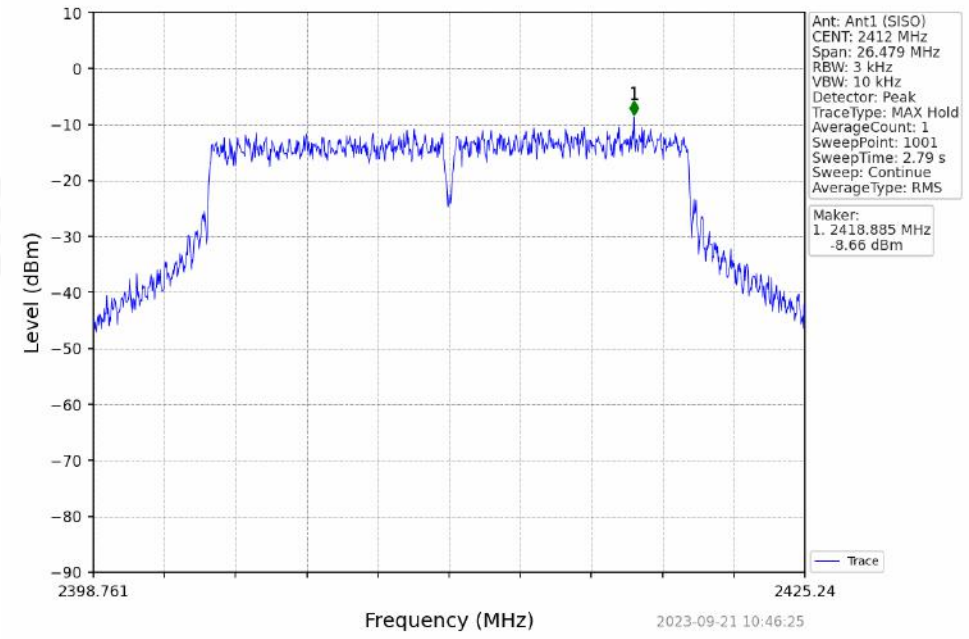

802.11ac(VHT20)_MCH_2437MHz__NTNV

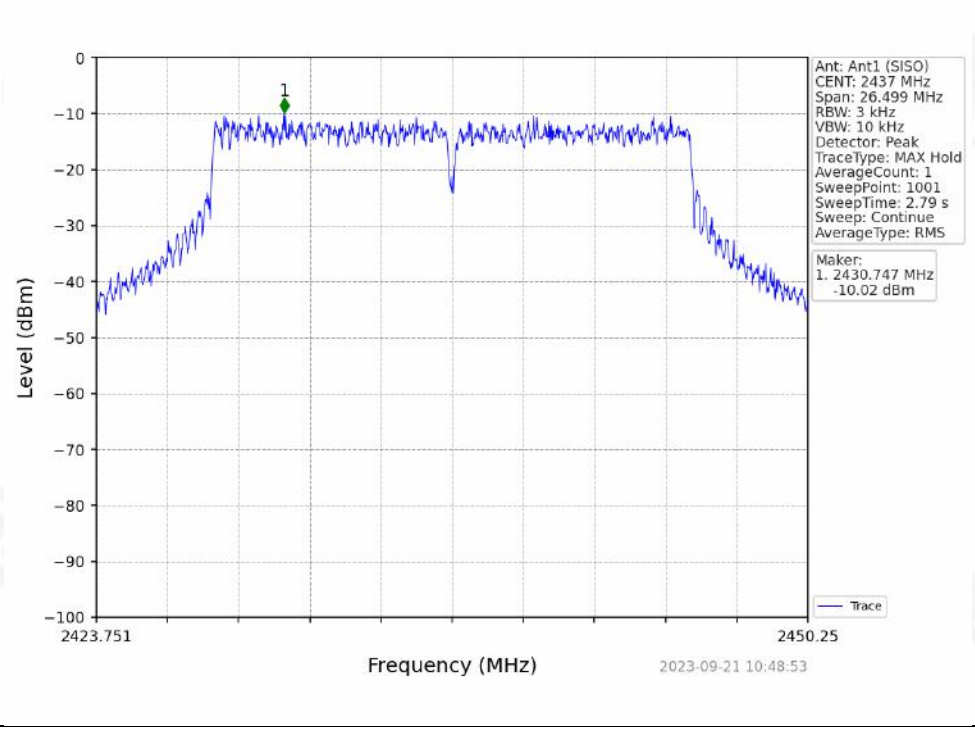

802.11ac(VHT20)_HCH_2462MHz__NTNV

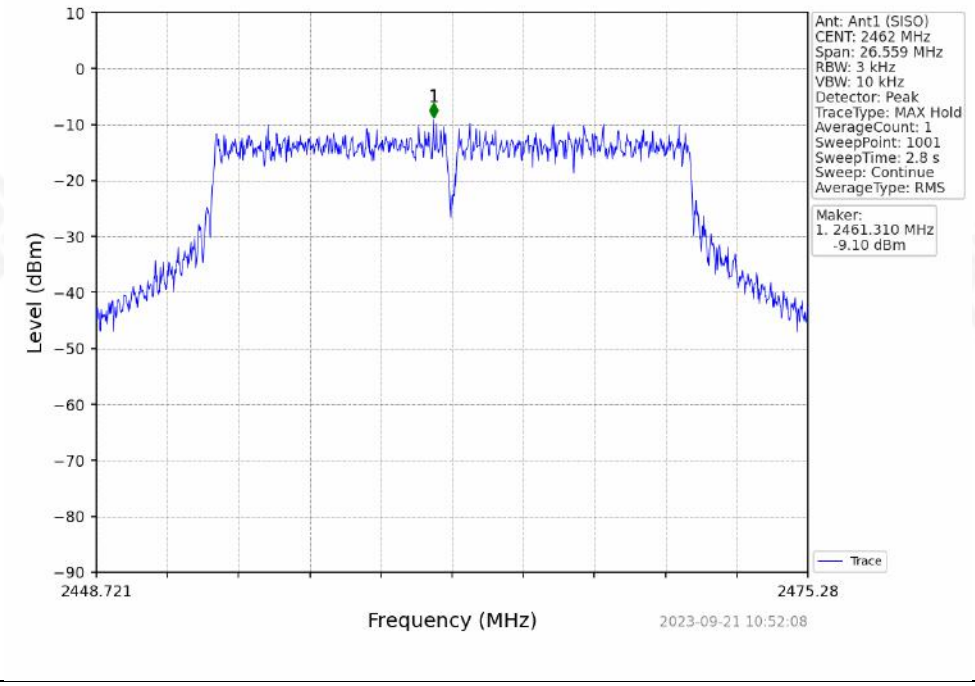

802.11ac(VHT40)_LCH_2422MHz__NTNV

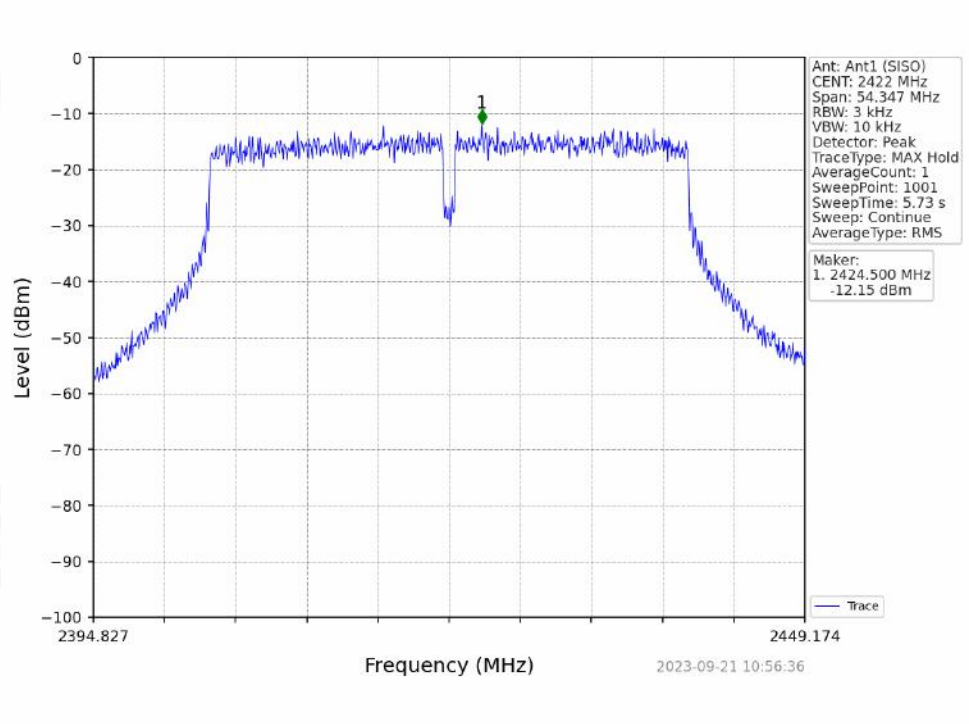

802.11ac(VHT40)_MCH_2437MHz__NTNV

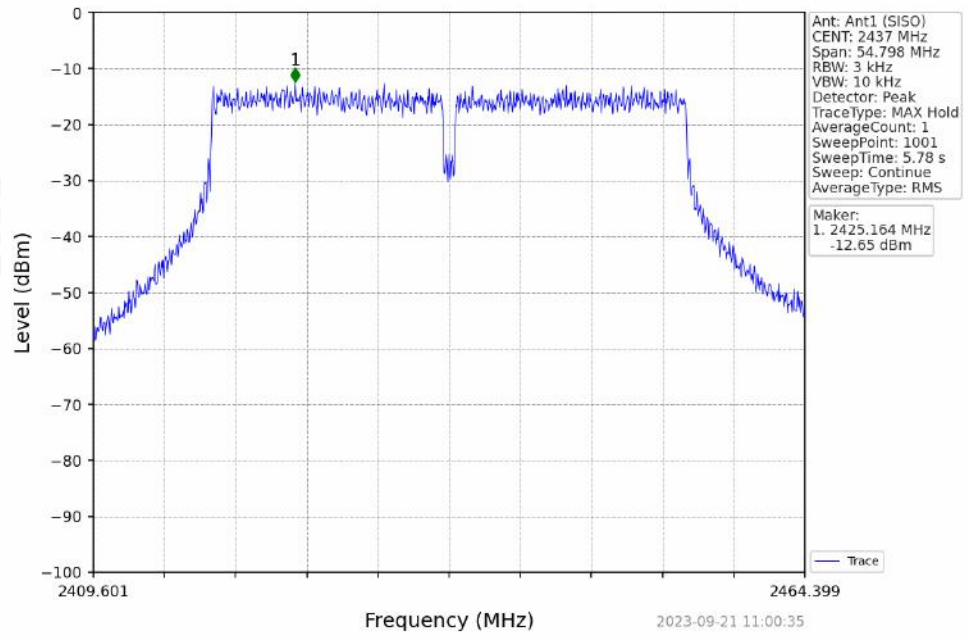

802.11ac(VHT40)_HCH_2452MHz__NTNV

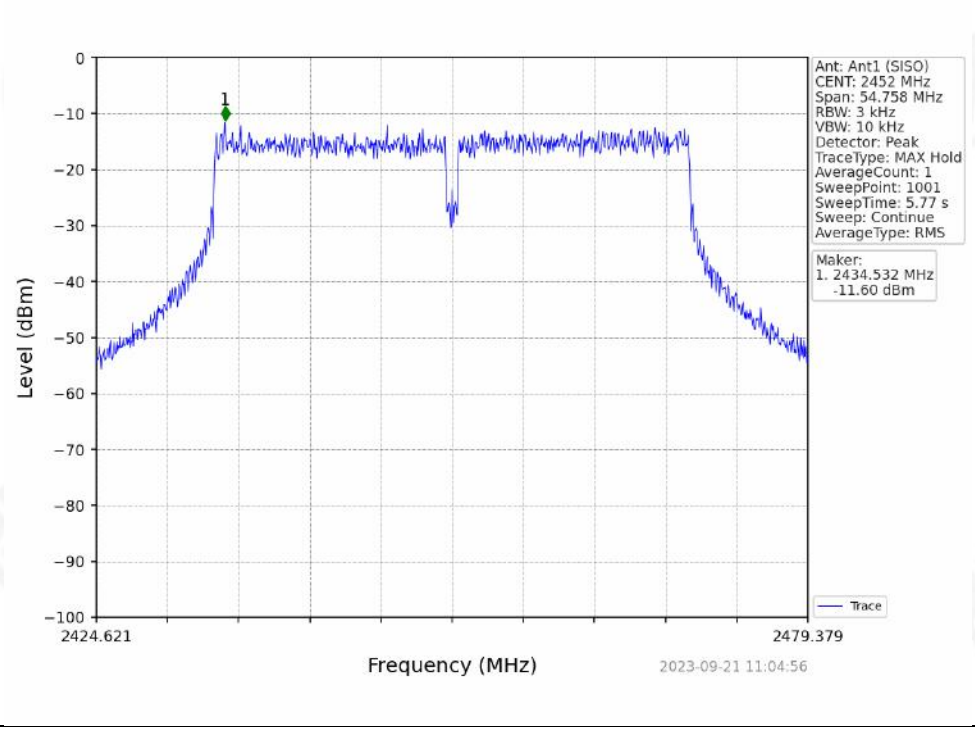

7. CHANNEL BANDWIDTH& 99% OCCUPY BANDWIDTH

Test Requirement:	FCC Part15 C Section 15.247 (a)(2)
Test Method:	ANSI C63.10:2013 and KDB558074 D01DTS Meas Guidancev05r02

7.1 APPLIED PROCEDURES / LIMIT

FCC Part15 (15.247) , Subpart C				
Section	Test Item	Limit	Frequency Range (MHz)	Result
15.247(a)(2)	Bandwidth	>= 500KHz (6dB bandwidth)	2400-2483.5	PASS

7.2 TEST PROCEDURE

1. Set RBW = 100 kHz.
2. Set the video bandwidth (VBW) ≥ 3 xRBW.
3. Detector = Peak.
4. Trace mode = max hold.
5. Sweep = auto couple.
6. Allow the trace to stabilize.
7. Measure the maximum width of the emission that is constrained by the frequencies associated with the two outermost amplitude points (upper and lower frequencies) that are attenuated by 6 dB relative to the maximum level measured in the fundamental emission.

7.3 DEVIATION FROM STANDARD

No deviation.

7.4 TEST SETUP



7.5 EUT OPERATION CONDITIONS

The EUT tested system was configured as the statements of 2.4 Unless otherwise a special operating condition is specified in the follows during the testing.

7.6 TEST RESULT

Temperature:	26℃	Relative Humidity:	54%
Pressure:	101kPa	Test Voltage :	DC 3.8V
Test Mode :	TX Mode		

Antenna 3:

Mode	TX Type	Frequency (MHz)	ANT	99% Occupied Bandwidth (MHz) Result	Verdict
802.11b	SISO	2412	3	11.198	Pass
		2437	3	11.149	Pass
		2462	3	11.162	Pass
802.11g	SISO	2412	3	20.387	Pass
		2437	3	19.585	Pass
		2462	3	19.264	Pass
802.11n (HT20)	SISO	2412	3	22.055	Pass
		2437	3	21.122	Pass
		2462	3	20.941	Pass

Mode	TX Type	Frequency (MHz)	ANT	6dB Bandwidth (MHz) Result	6dB Bandwidth (MHz) Limit	Verdict
802.11b	SISO	2412	3	7.125	>=0.5	Pass
		2437	3	7.583	>=0.5	Pass
		2462	3	7.572	>=0.5	Pass
802.11g	SISO	2412	3	16.328	>=0.5	Pass
		2437	3	16.351	>=0.5	Pass
		2462	3	16.304	>=0.5	Pass
802.11n (HT20)	SISO	2412	3	17.571	>=0.5	Pass
		2437	3	17.565	>=0.5	Pass
		2462	3	17.340	>=0.5	Pass

Antenna 4:

Mode	TX Type	Frequency (MHz)	ANT	99% Occupied Bandwidth (MHz) Result	Verdict
802.11b	SISO	2412	4	11.144	Pass
		2437	4	11.061	Pass
		2462	4	11.049	Pass
802.11g	SISO	2412	4	17.710	Pass
		2437	4	11.246	Pass
		2462	4	17.561	Pass
802.11n (HT20)	SISO	2412	4	21.051	Pass
		2437	4	21.704	Pass
		2462	4	20.949	Pass

Mode	TX Type	Frequency (MHz)	ANT	6dB Bandwidth (MHz)		Verdict
				Result	Limit	
802.11b	SISO	2412	4	7.601	>=0.5	Pass
		2437	4	7.097	>=0.5	Pass
		2462	4	8.046	>=0.5	Pass
802.11g	SISO	2412	4	16.469	>=0.5	Pass
		2437	4	16.474	>=0.5	Pass
		2462	4	16.476	>=0.5	Pass
802.11n (HT20)	SISO	2412	4	17.584	>=0.5	Pass
		2437	4	17.339	>=0.5	Pass
		2462	4	17.341	>=0.5	Pass

Antenna 1:

Mode	TX Type	Frequency (MHz)	RU	RU Pos	ANT	99% Occupied Bandwidth (MHz) Result	Verdict
802.11b	SISO	2412	/	/	1	15.734	Pass
		2437	/	/	1	15.881	Pass
		2462	/	/	1	15.771	Pass
802.11g	SISO	2412	/	/	1	18.221	Pass
		2437	/	/	1	18.326	Pass
		2462	/	/	1	18.094	Pass
802.11n (HT20)	SISO	2412	/	/	1	19.351	Pass
		2437	/	/	1	19.561	Pass
		2462	/	/	1	19.200	Pass
802.11n (HT40)	SISO	2422	/	/	1	37.869	Pass
		2437	/	/	1	38.276	Pass
		2452	/	/	1	38.361	Pass
802.11ax (HEW20)	SISO	2412	RU242	Left	1	19.837	Pass
		2437	RU242	Left	1	19.931	Pass
		2462	RU242	Left	1	19.859	Pass
802.11ax (HEW40)	SISO	2422	RU484	Left	1	38.743	Pass
		2437	RU484	Left	1	39.021	Pass
		2452	RU484	Left	1	39.013	Pass
802.11ac (VHT20)	SISO	2412	/	/	1	19.157	Pass
		2437	/	/	1	19.301	Pass
		2462	/	/	1	19.117	Pass
802.11ac (VHT40)	SISO	2422	/	/	1	37.741	Pass
		2437	/	/	1	38.126	Pass
		2452	/	/	1	37.992	Pass

Mode	TX Type	Frequency (MHz)	RU	RU Pos	ANT	6dB Bandwidth (MHz)		Verdict
						Result	Limit	
802.11b	SISO	2412	/	/	1	11.102	>=0.5	Pass
		2437	/	/	1	10.139	>=0.5	Pass
		2462	/	/	1	11.062	>=0.5	Pass
802.11g	SISO	2412	/	/	1	16.388	>=0.5	Pass
		2437	/	/	1	16.425	>=0.5	Pass
		2462	/	/	1	16.412	>=0.5	Pass
802.11n (HT20)	SISO	2412	/	/	1	17.525	>=0.5	Pass
		2437	/	/	1	17.674	>=0.5	Pass
		2462	/	/	1	17.664	>=0.5	Pass
802.11n (HT40)	SISO	2422	/	/	1	36.219	>=0.5	Pass
		2437	/	/	1	36.519	>=0.5	Pass
		2452	/	/	1	36.485	>=0.5	Pass
802.11ax (HEW20)	SISO	2412	RU242	Left	1	19.003	>=0.5	Pass
		2437	RU242	Left	1	19.170	>=0.5	Pass
		2462	RU242	Left	1	19.082	>=0.5	Pass
802.11ax (HEW40)	SISO	2422	RU484	Left	1	37.993	>=0.5	Pass
		2437	RU484	Left	1	38.242	>=0.5	Pass
		2452	RU484	Left	1	38.220	>=0.5	Pass
802.11ac (VHT20)	SISO	2412	/	/	1	17.654	>=0.5	Pass
		2437	/	/	1	17.695	>=0.5	Pass
		2462	/	/	1	17.661	>=0.5	Pass
802.11ac (VHT40)	SISO	2422	/	/	1	35.952	>=0.5	Pass
		2437	/	/	1	36.532	>=0.5	Pass
		2452	/	/	1	36.491	>=0.5	Pass

Antenna 2:

Mode	TX Type	Frequency (MHz)	RU	RU Pos	ANT	99% Occupied Bandwidth (MHz) Result	Verdict
802.11b	SISO	2412	/	/	2	15.735	Pass
		2437	/	/	2	15.842	Pass
		2462	/	/	2	15.768	Pass
802.11g	SISO	2412	/	/	2	18.162	Pass
		2437	/	/	2	18.240	Pass
		2462	/	/	2	18.083	Pass
802.11n (HT20)	SISO	2412	/	/	2	19.248	Pass
		2437	/	/	2	19.307	Pass
		2462	/	/	2	19.145	Pass
802.11n (HT40)	SISO	2422	/	/	2	37.890	Pass
		2437	/	/	2	38.208	Pass
		2452	/	/	2	38.191	Pass
802.11ax (HEW20)	SISO	2412	RU242	Left	2	19.836	Pass
		2437	RU242	Left	2	19.932	Pass
		2462	RU242	Left	2	19.820	Pass
802.11ax (HEW40)	SISO	2422	RU484	Left	2	38.691	Pass
		2437	RU484	Left	2	38.955	Pass
		2452	RU484	Left	2	38.976	Pass
802.11ac (VHT20)	SISO	2412	/	/	2	19.091	Pass
		2437	/	/	2	19.173	Pass
		2462	/	/	2	19.033	Pass
802.11ac (VHT40)	SISO	2422	/	/	2	37.703	Pass
		2437	/	/	2	38.019	Pass
		2452	/	/	2	37.989	Pass

Mode	TX Type	Frequency (MHz)	RU	RU Pos	ANT	6dB Bandwidth (MHz)		Verdict
						Result	Limit	
802.11b	SISO	2412	/	/	2	11.109	>=0.5	Pass
		2437	/	/	2	11.082	>=0.5	Pass
		2462	/	/	2	10.144	>=0.5	Pass
802.11g	SISO	2412	/	/	2	16.398	>=0.5	Pass
		2437	/	/	2	16.423	>=0.5	Pass
		2462	/	/	2	16.418	>=0.5	Pass
802.11n (HT20)	SISO	2412	/	/	2	17.545	>=0.5	Pass
		2437	/	/	2	17.687	>=0.5	Pass
		2462	/	/	2	17.667	>=0.5	Pass
802.11n (HT40)	SISO	2422	/	/	2	36.466	>=0.5	Pass
		2437	/	/	2	36.521	>=0.5	Pass
		2452	/	/	2	36.501	>=0.5	Pass
802.11ax (HEW20)	SISO	2412	RU242	Left	2	19.052	>=0.5	Pass
		2437	RU242	Left	2	19.174	>=0.5	Pass
		2462	RU242	Left	2	19.138	>=0.5	Pass
802.11ax (HEW40)	SISO	2422	RU484	Left	2	38.155	>=0.5	Pass
		2437	RU484	Left	2	38.222	>=0.5	Pass
		2452	RU484	Left	2	38.220	>=0.5	Pass
802.11ac (VHT20)	SISO	2412	/	/	2	17.653	>=0.5	Pass
		2437	/	/	2	17.666	>=0.5	Pass
		2462	/	/	2	17.706	>=0.5	Pass
802.11ac (VHT40)	SISO	2422	/	/	2	36.231	>=0.5	Pass
		2437	/	/	2	36.532	>=0.5	Pass
		2452	/	/	2	36.505	>=0.5	Pass

Test Graph

Antenna 3:

99% Occupied Bandwidth

802.11b_LCH_2412MHz__NTNV

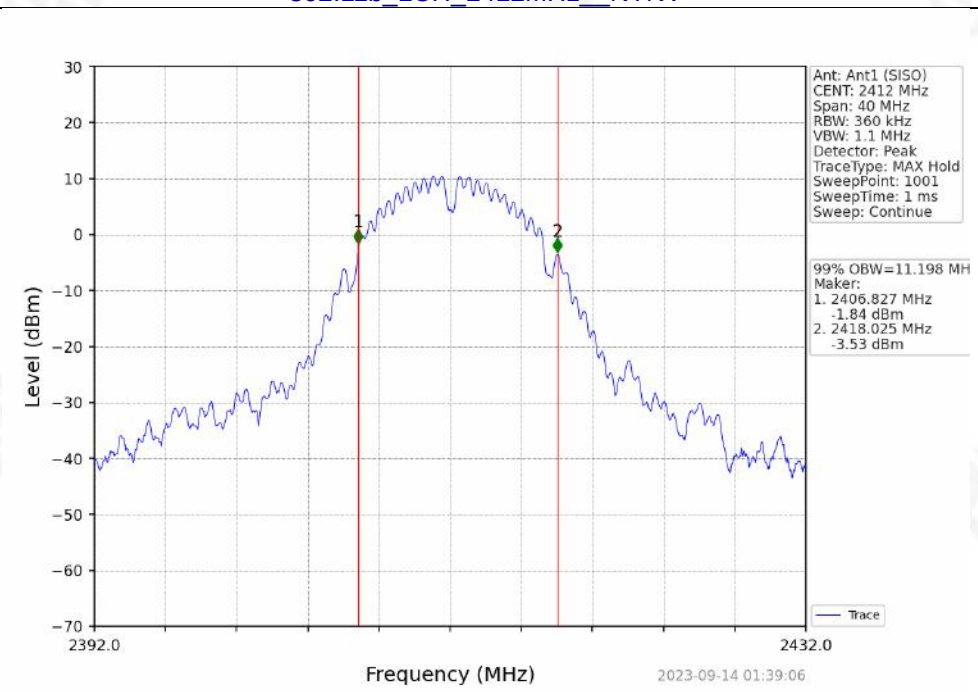

802.11b_MCH_2437MHz__NTNV

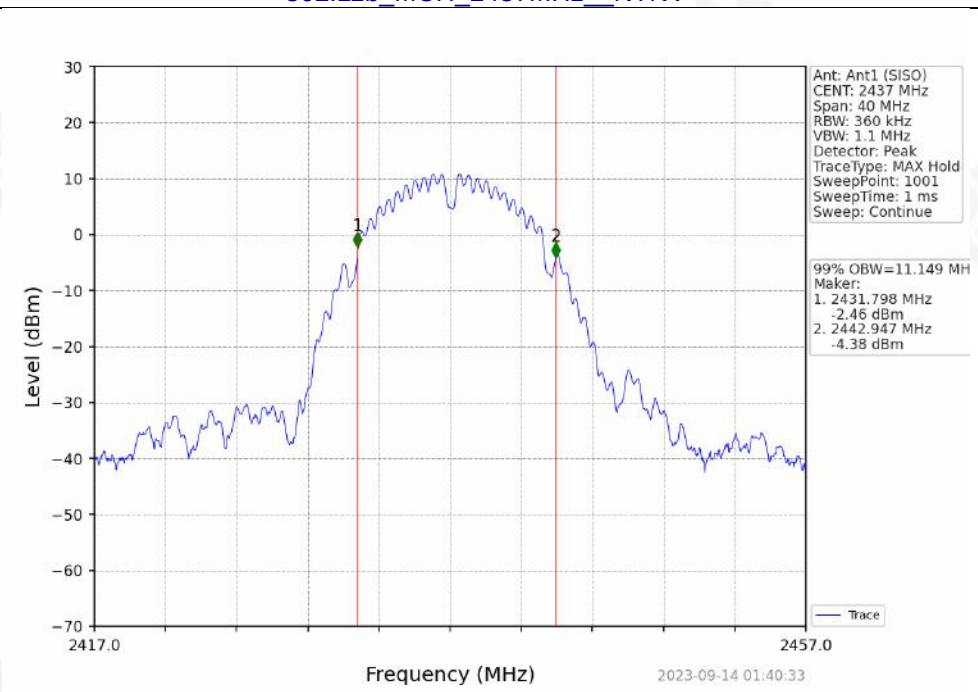

802.11b_HCH_2462MHz__NTNV

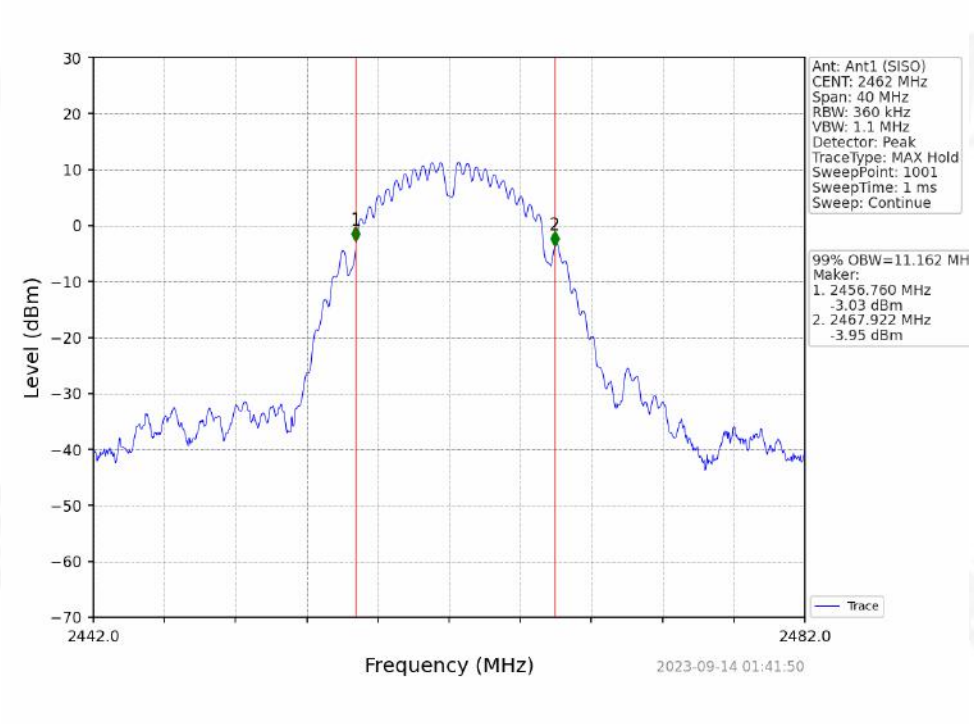

802.11g_LCH_2412MHz__NTNV

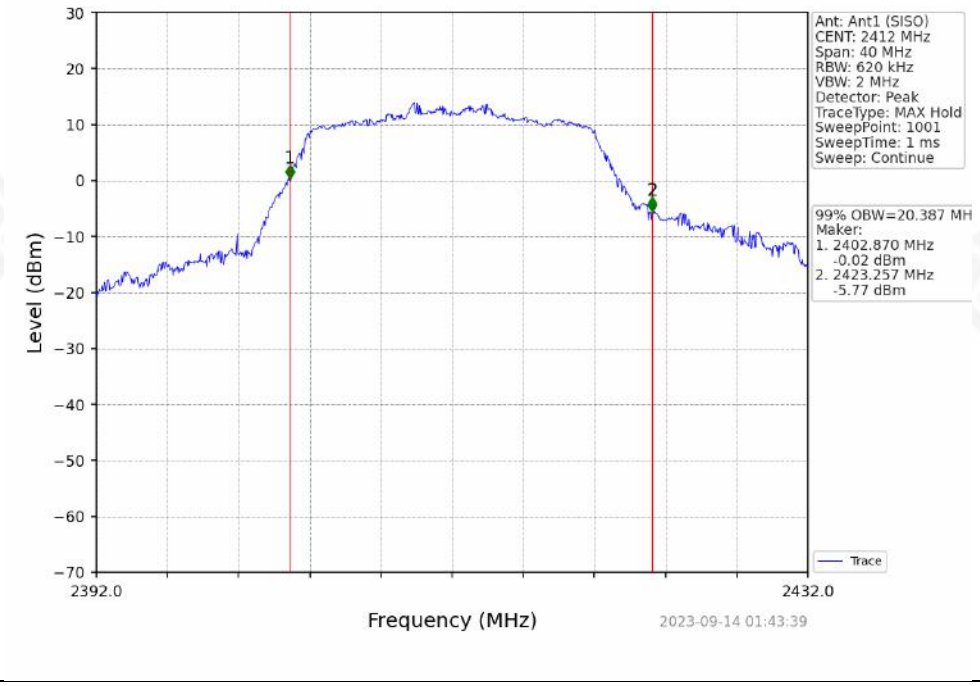

802.11g_MCH_2437MHz__NTNV

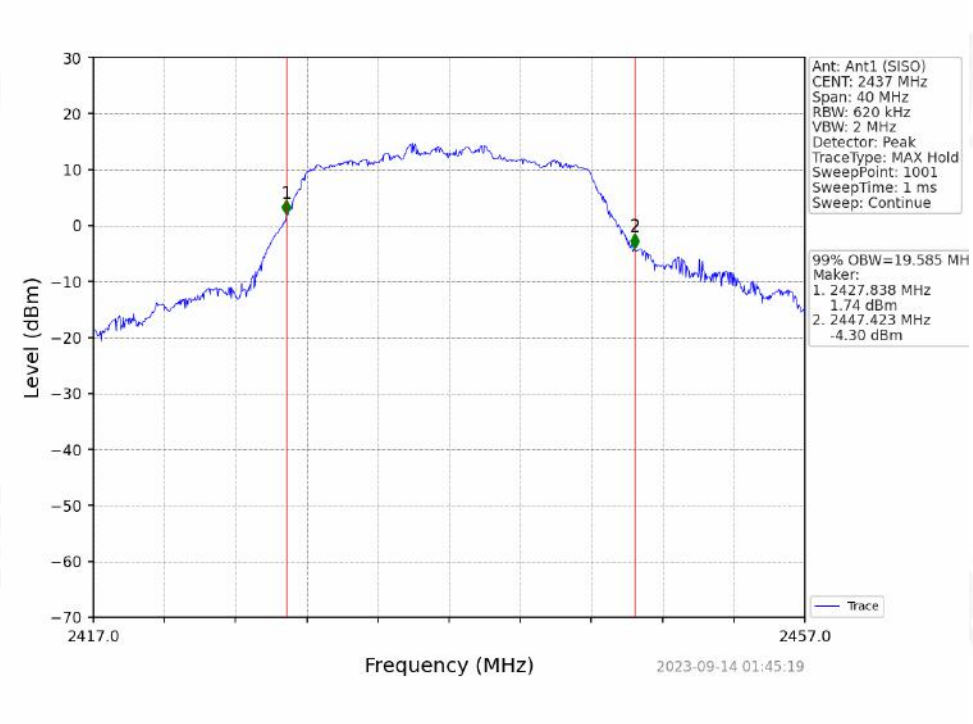

802.11g_HCH_2462MHz__NTNV

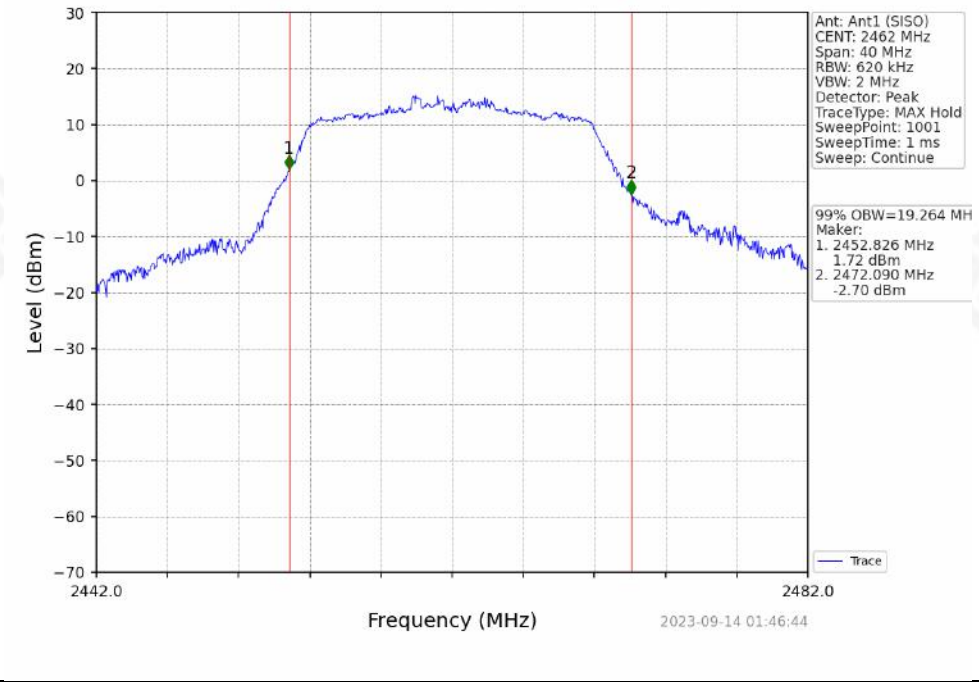

802.11n(HT20)_LCH_2412MHz__NTNV

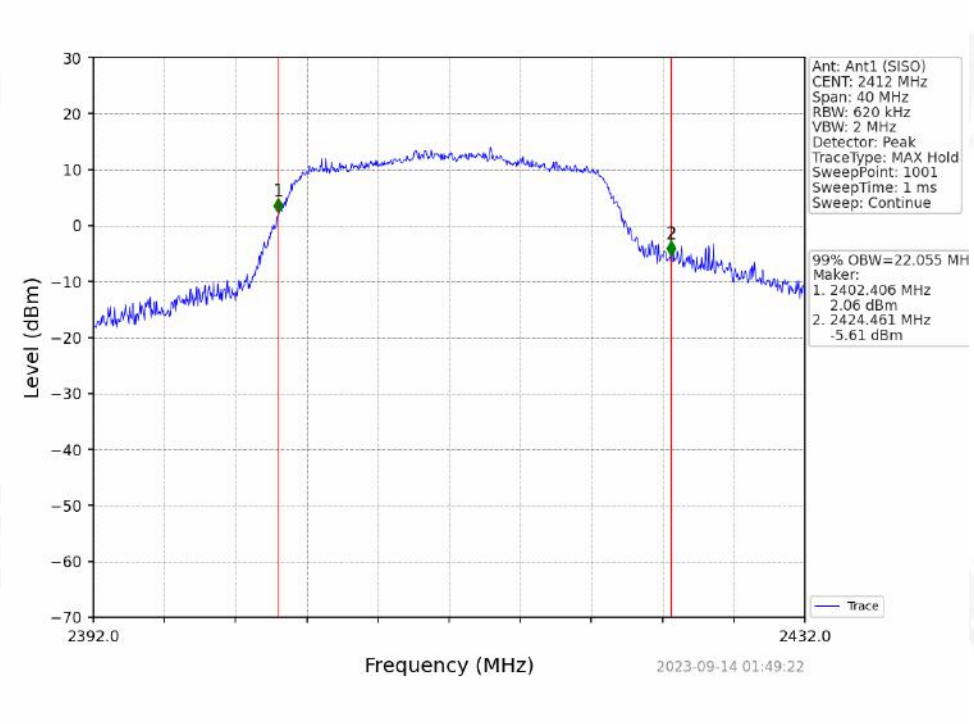

802.11n(HT20)_MCH_2437MHz__NTNV

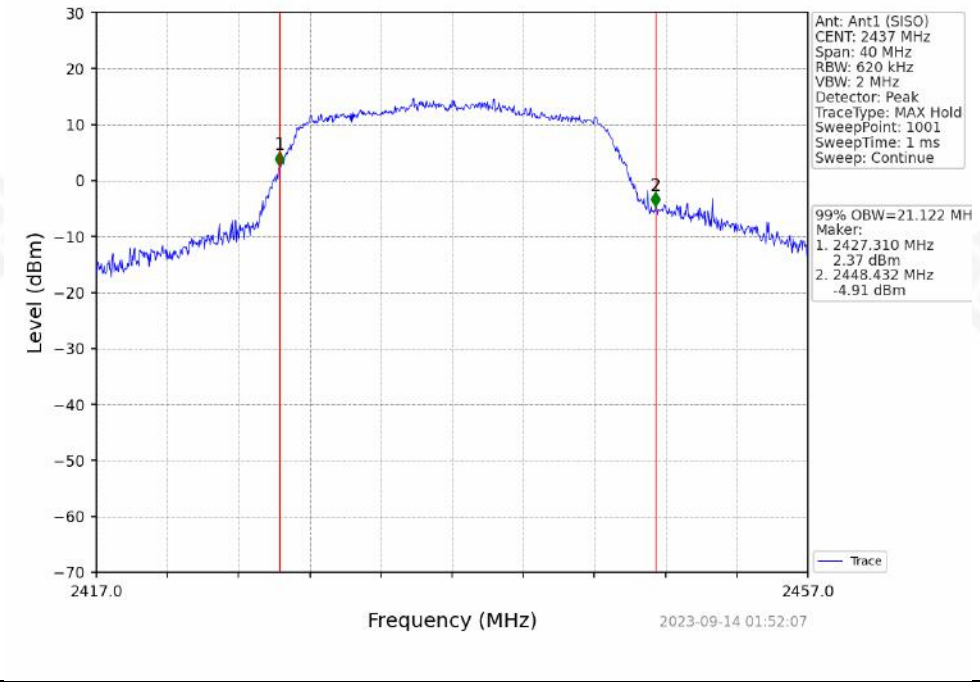

802.11n(HT20)_HCH_2462MHz__NTNV

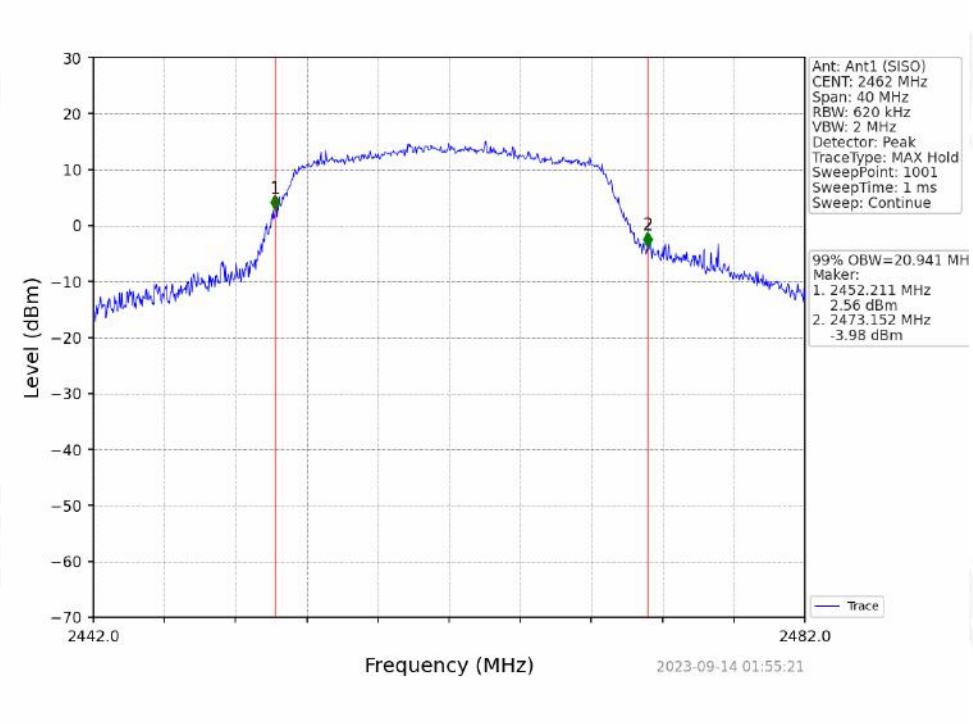

6dB Bandwidth

802.11b_LCH_2412MHz__NTNV

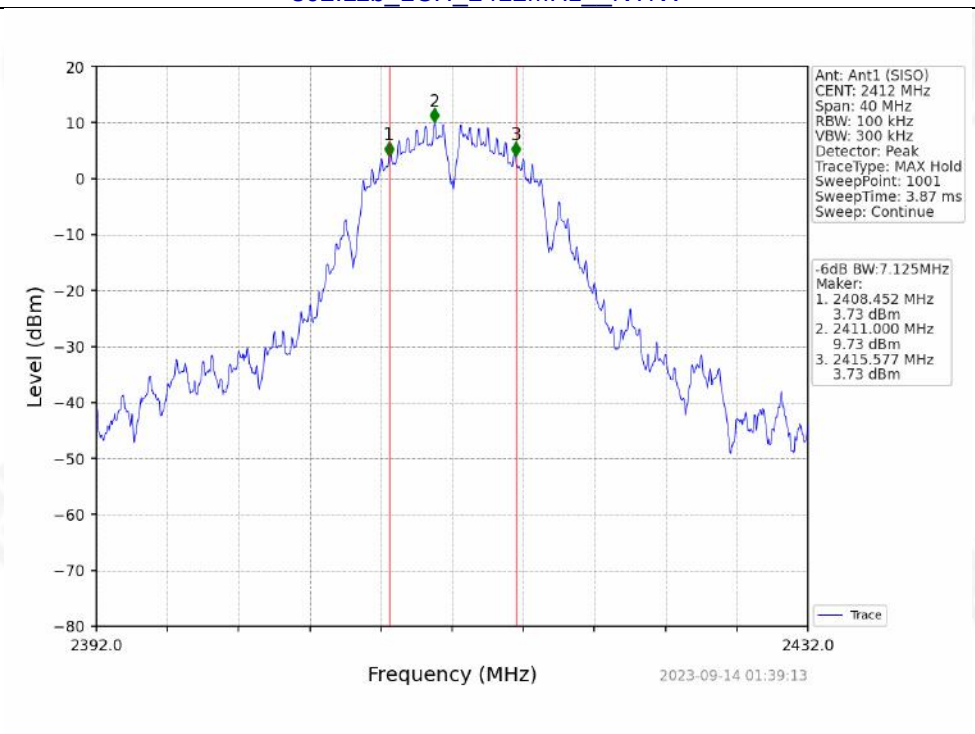

802.11b_MCH_2437MHz__NTNV

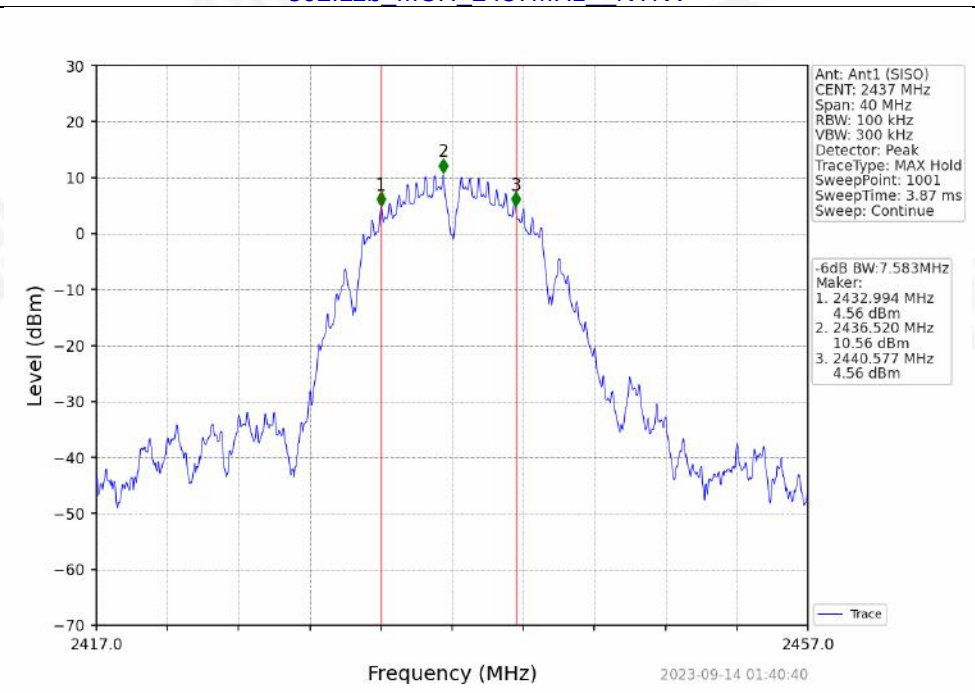

802.11b_HCH_2462MHz__NTNV

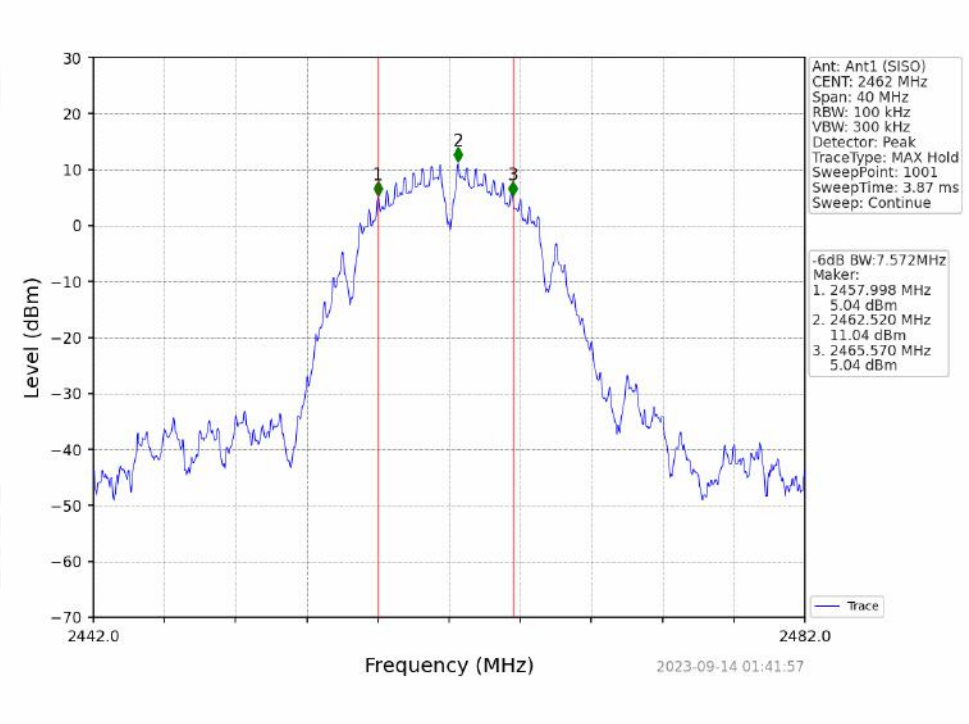

802.11g_LCH_2412MHz__NTNV

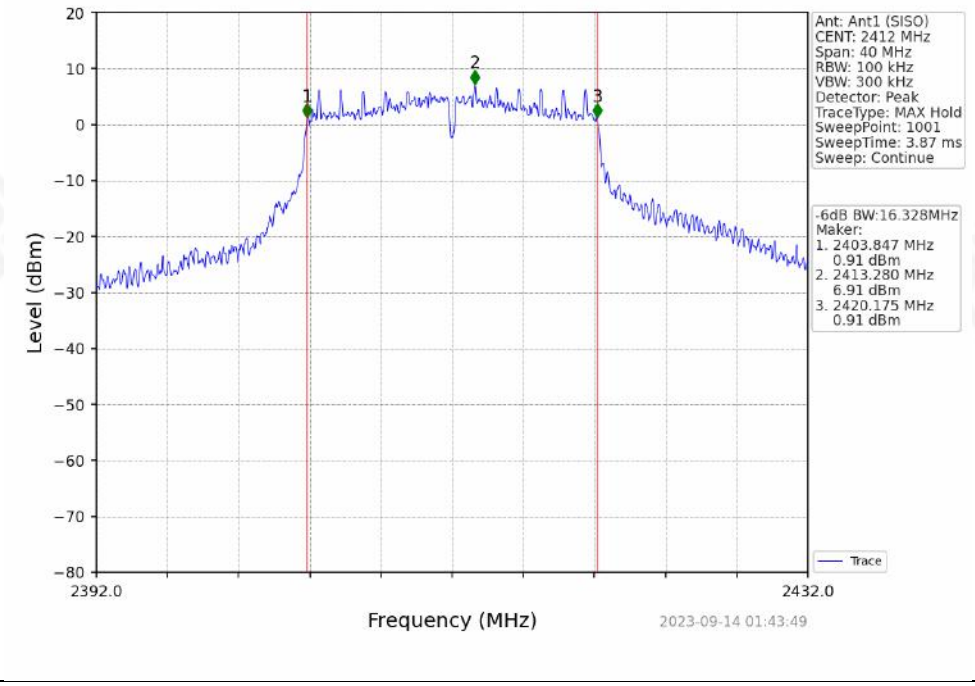

802.11g_MCH_2437MHz__NTNV

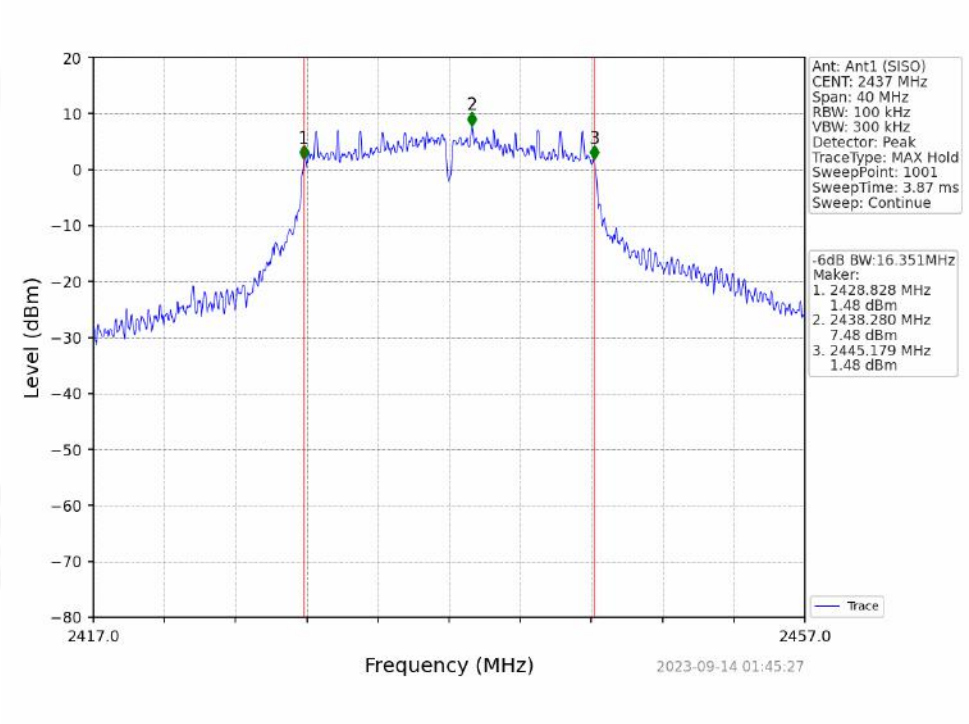

802.11g_HCH_2462MHz__NTNV

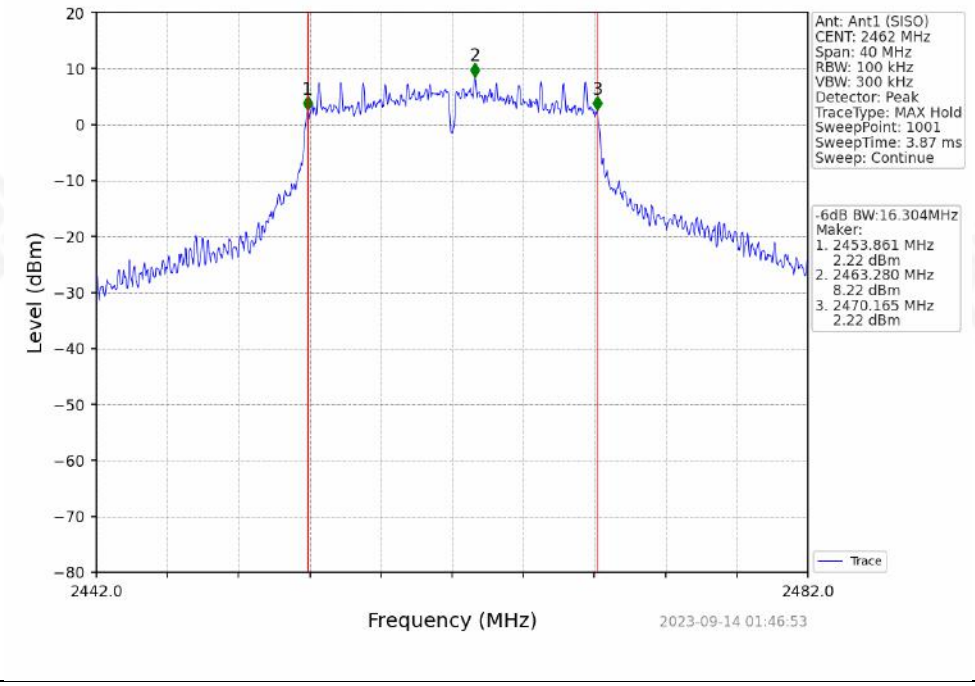

802.11n(HT20)_LCH_2412MHz__NTNV

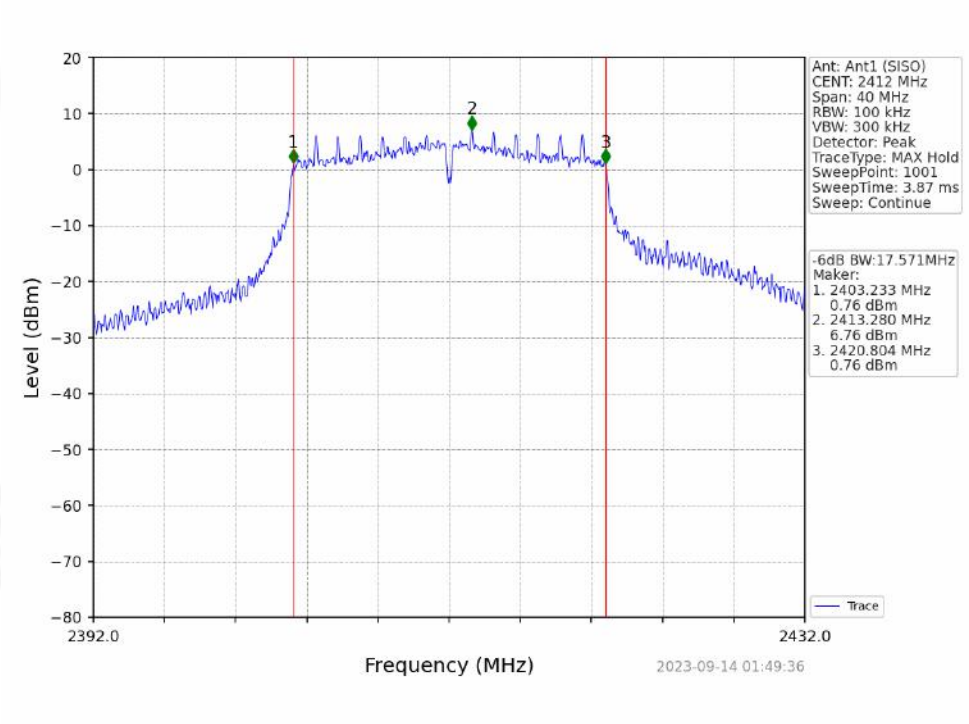

802.11n(HT20)_MCH_2437MHz__NTNV

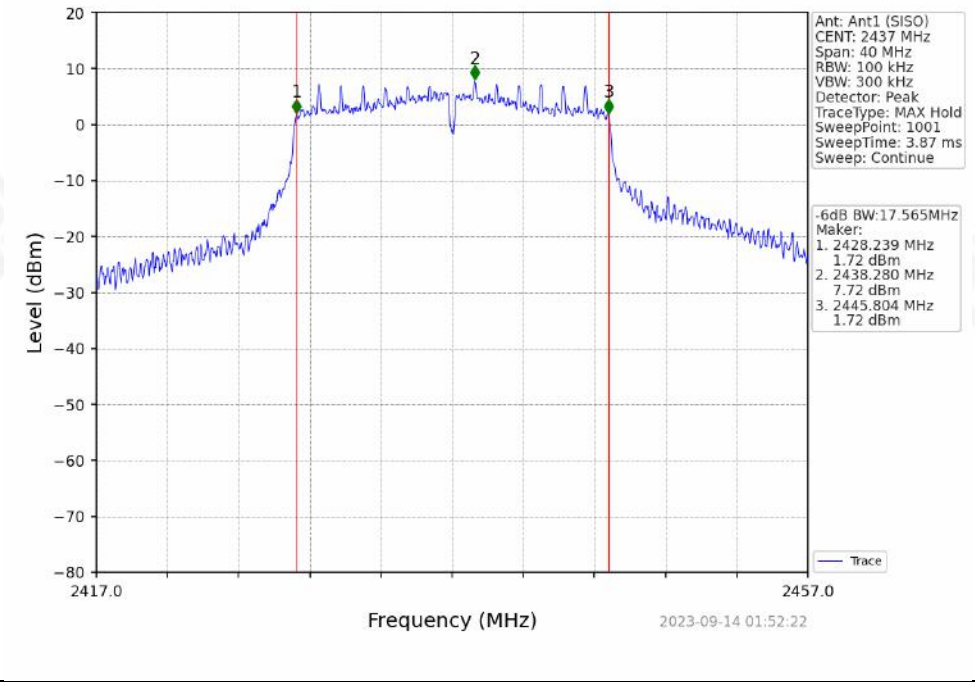

802.11n(HT20)_HCH_2462MHz__NTNV

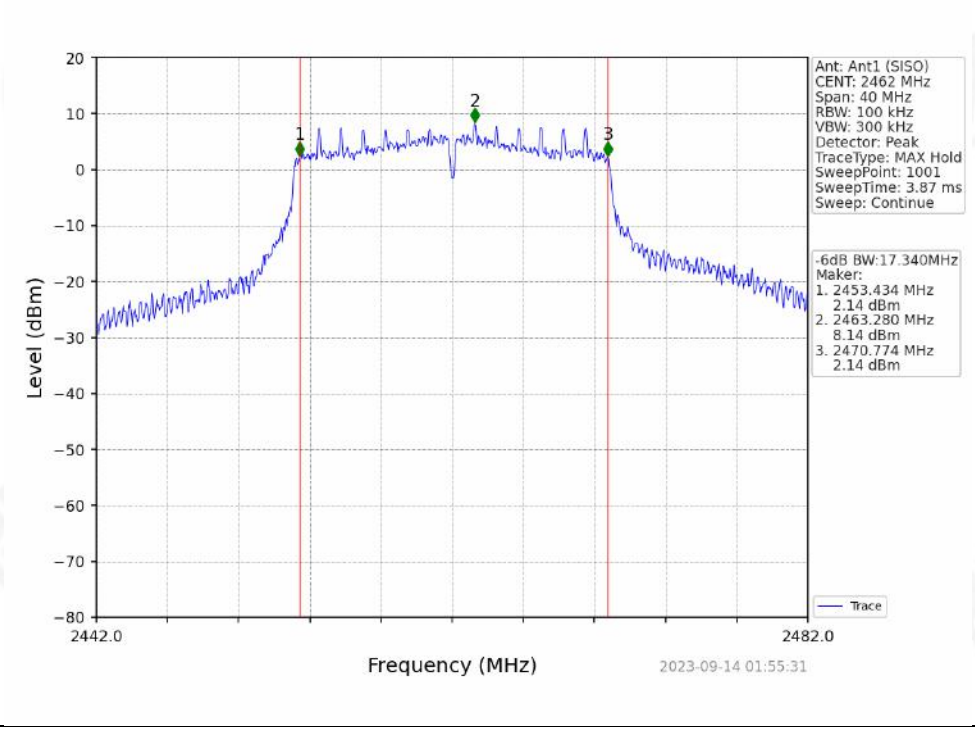

Antenna 4:

99% Occupied Bandwidth

802.11b_LCH_2412MHz__NTNV

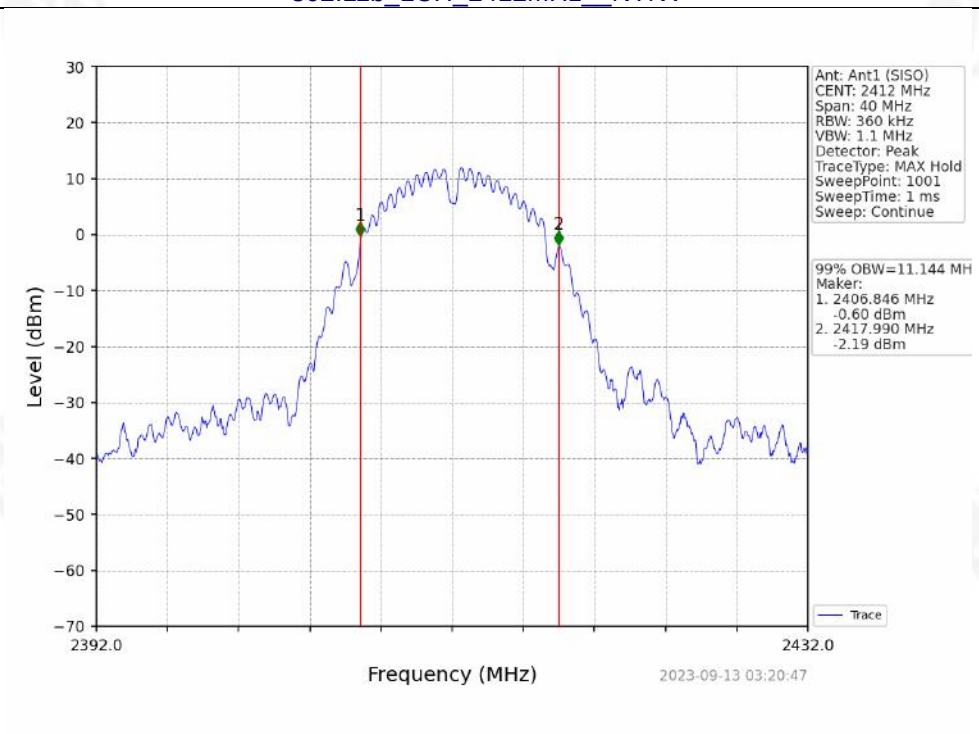

802.11b_MCH_2437MHz__NTNV

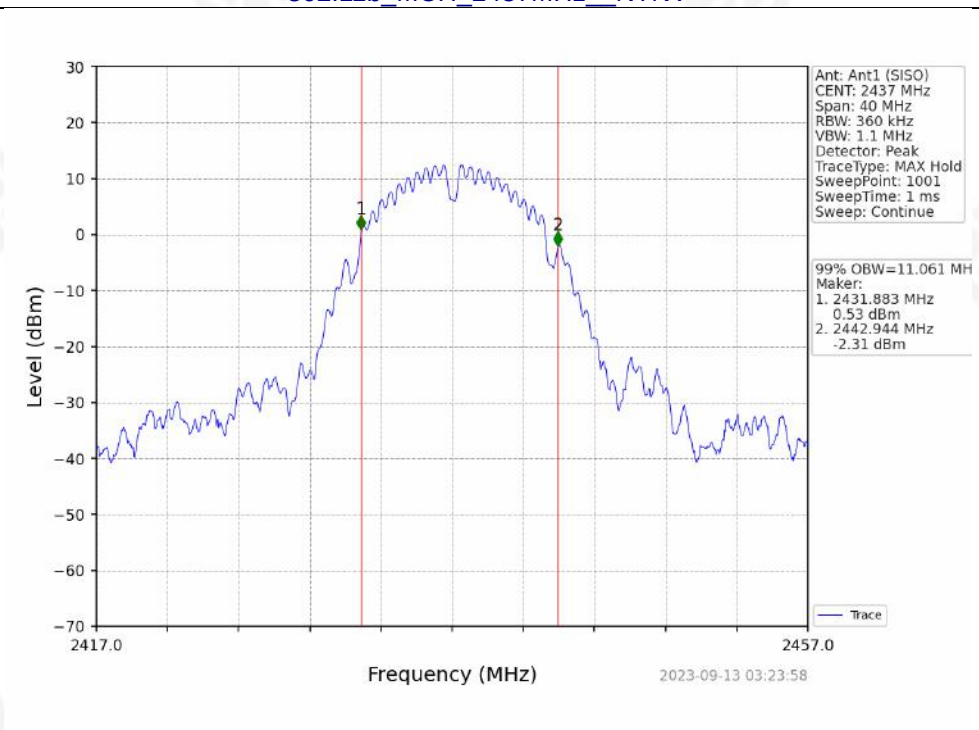

802.11b_HCH_2462MHz__NTNV

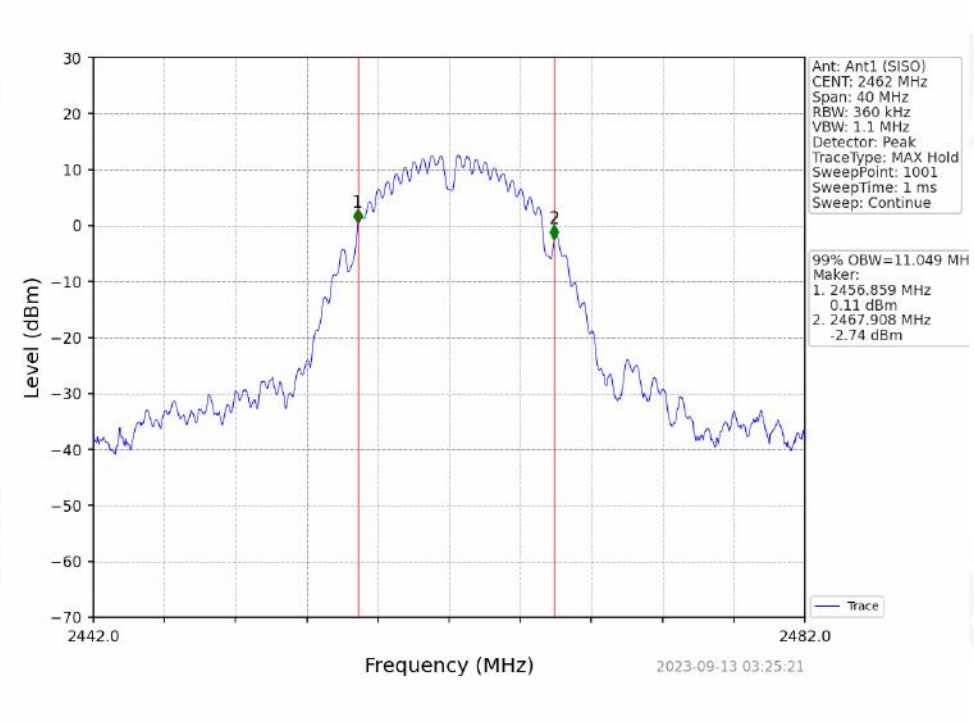

802.11g_LCH_2412MHz__NTNV

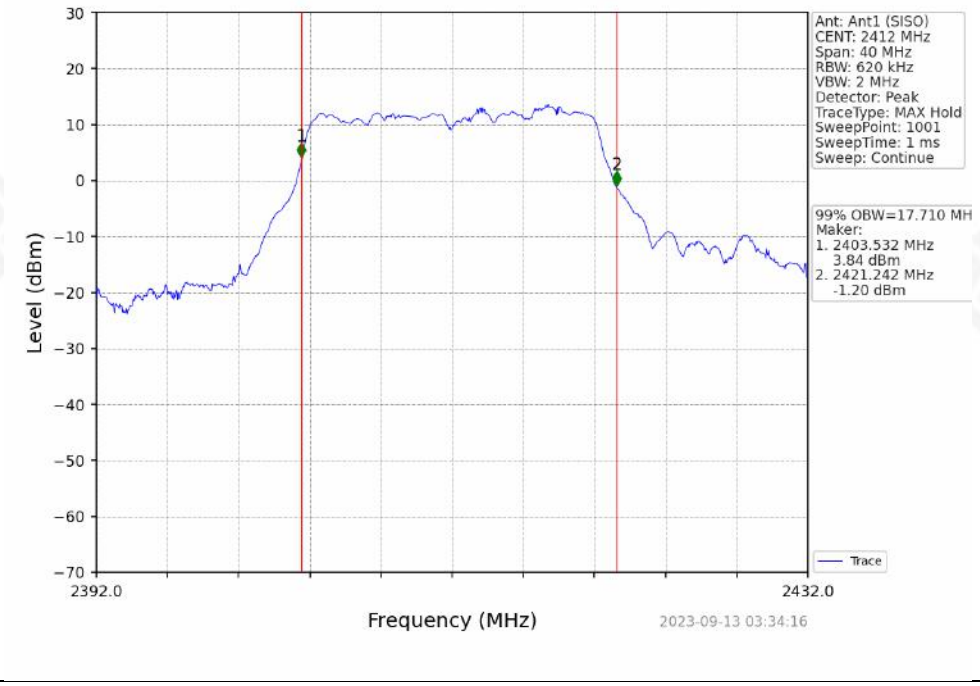

802.11g_MCH_2437MHz__NTNV

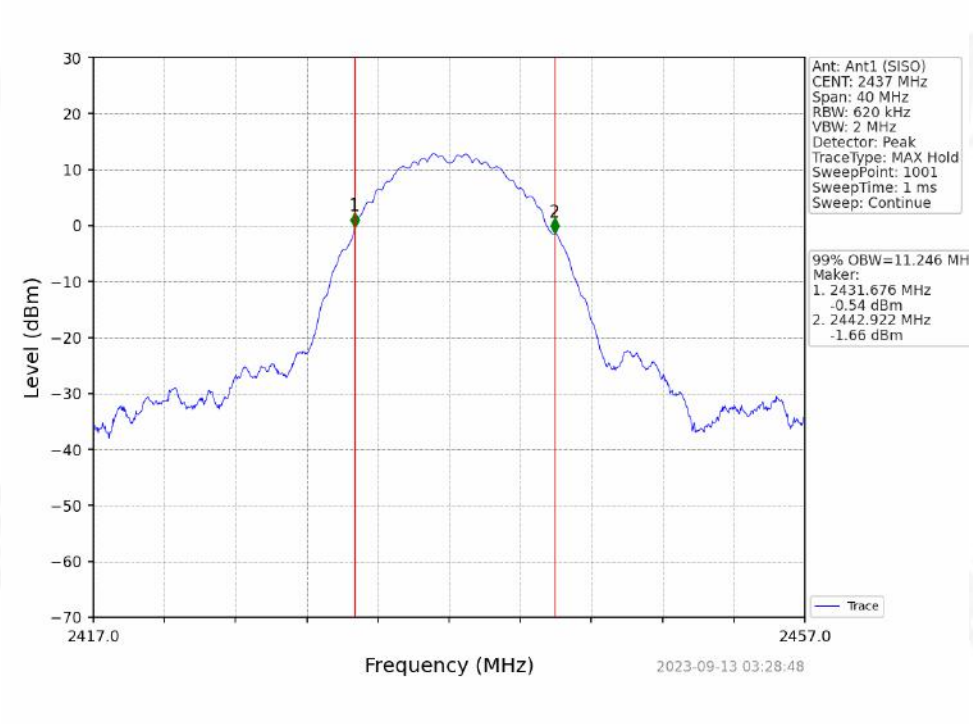

802.11g_HCH_2462MHz__NTNV

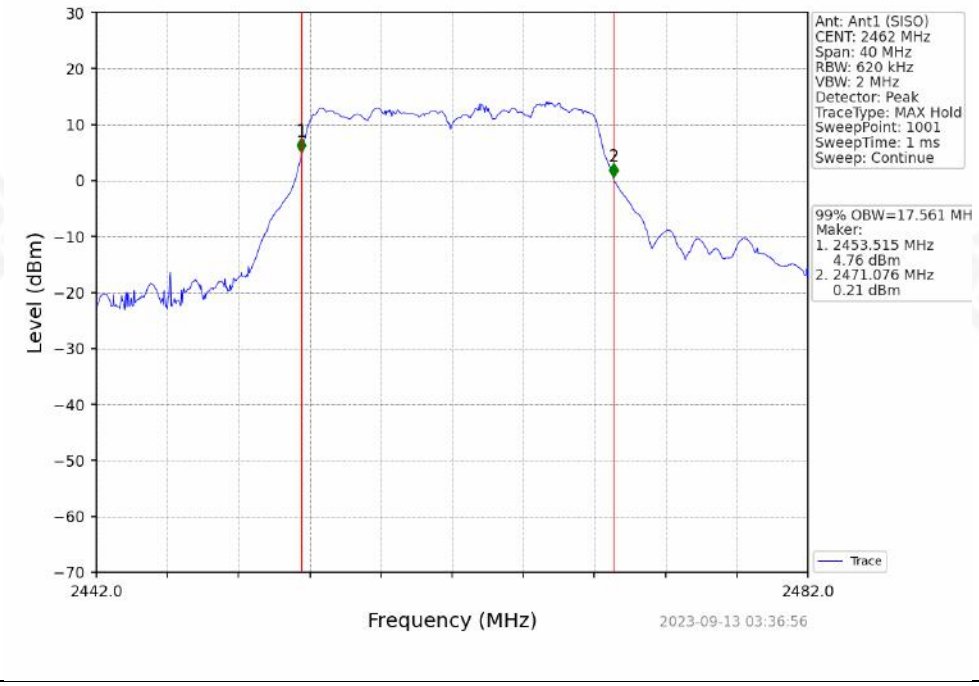

802.11n(HT20)_LCH_2412MHz__NTNV

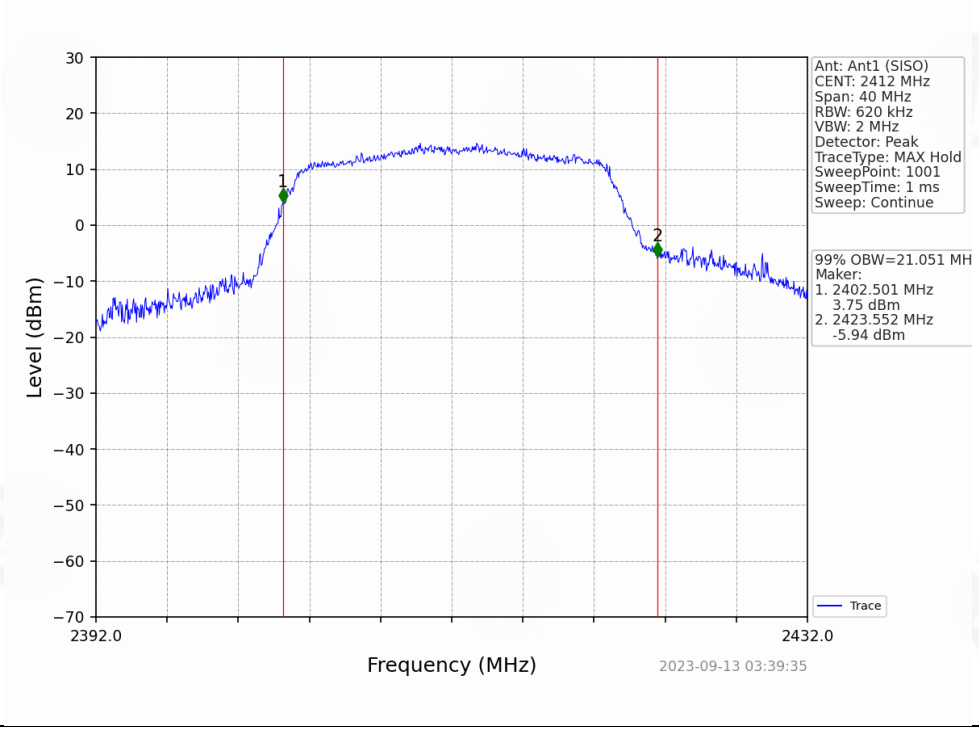

802.11n(HT20)_MCH_2437MHz__NTNV

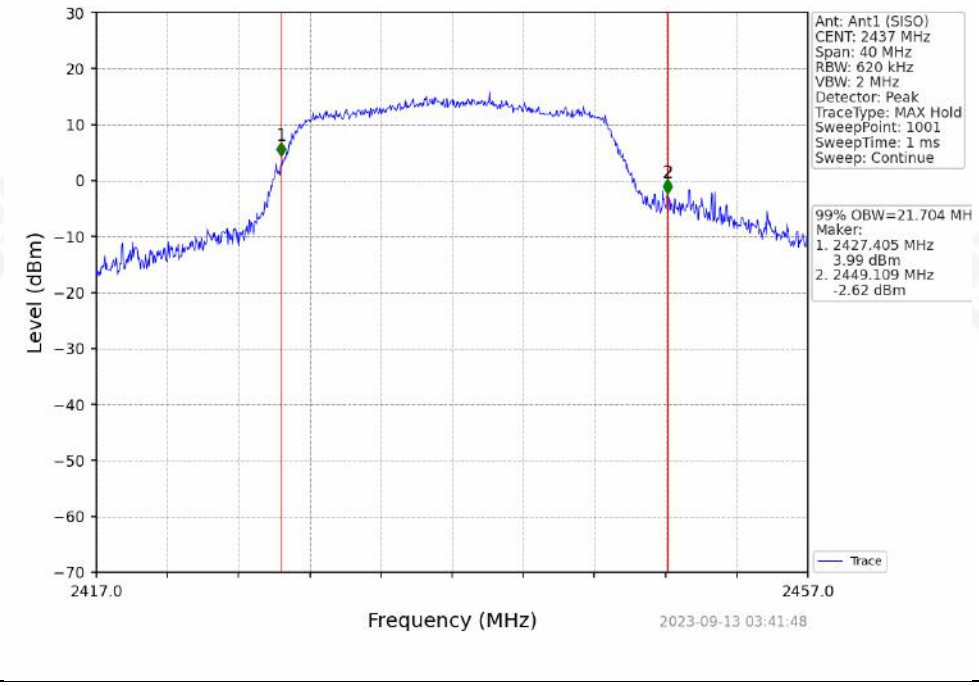

802.11n(HT20)_HCH_2462MHz__NTNV

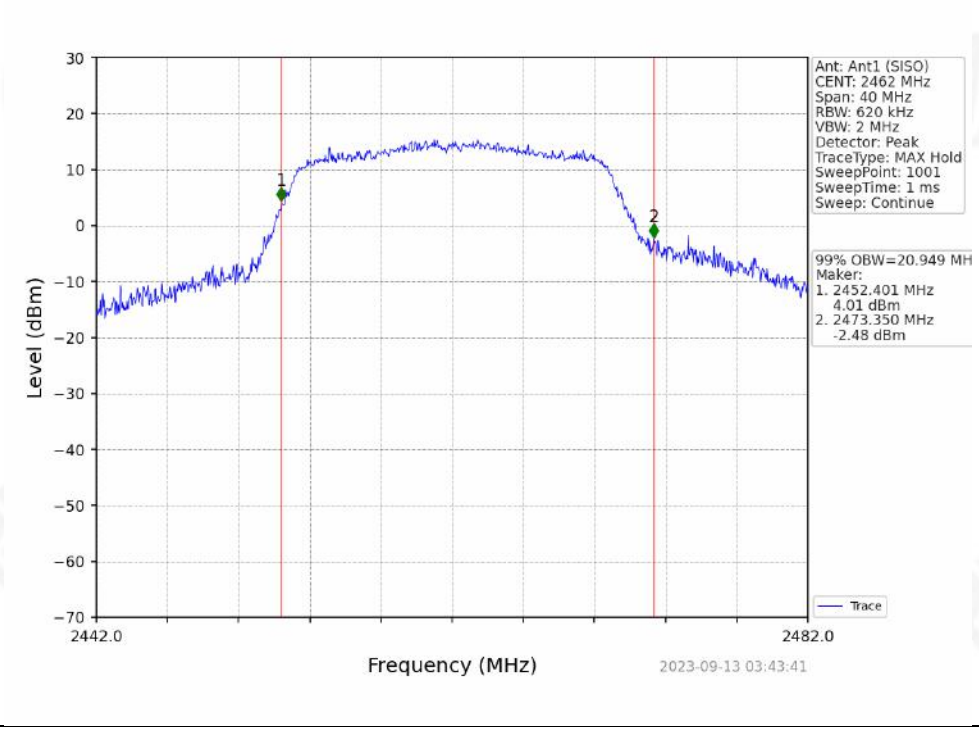

6dB Bandwidth

802.11b_LCH_2412MHz__NTNV

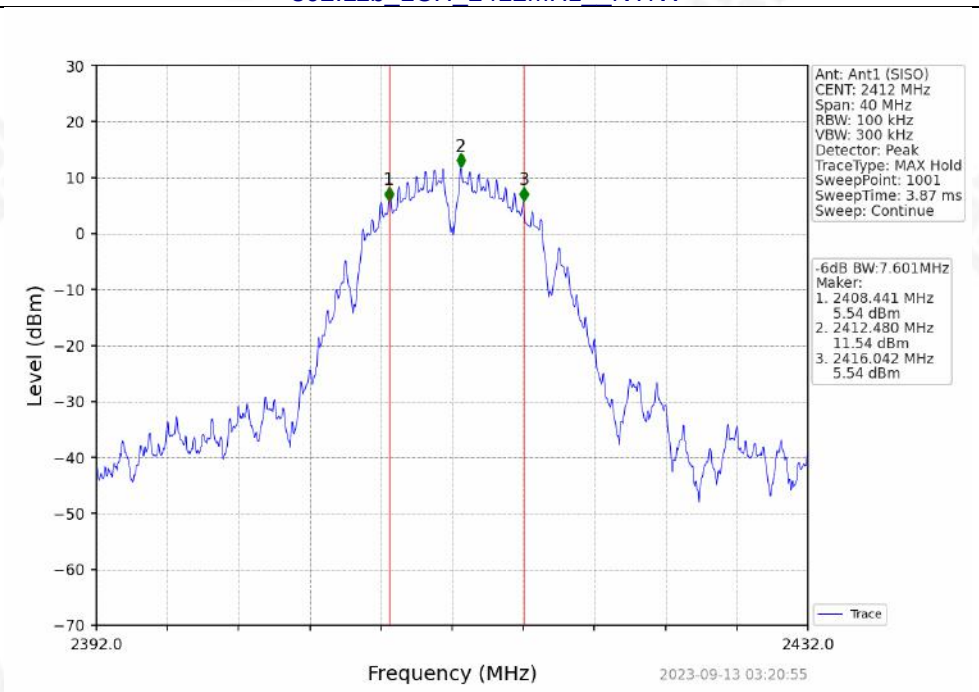

802.11b_MCH_2437MHz__NTNV

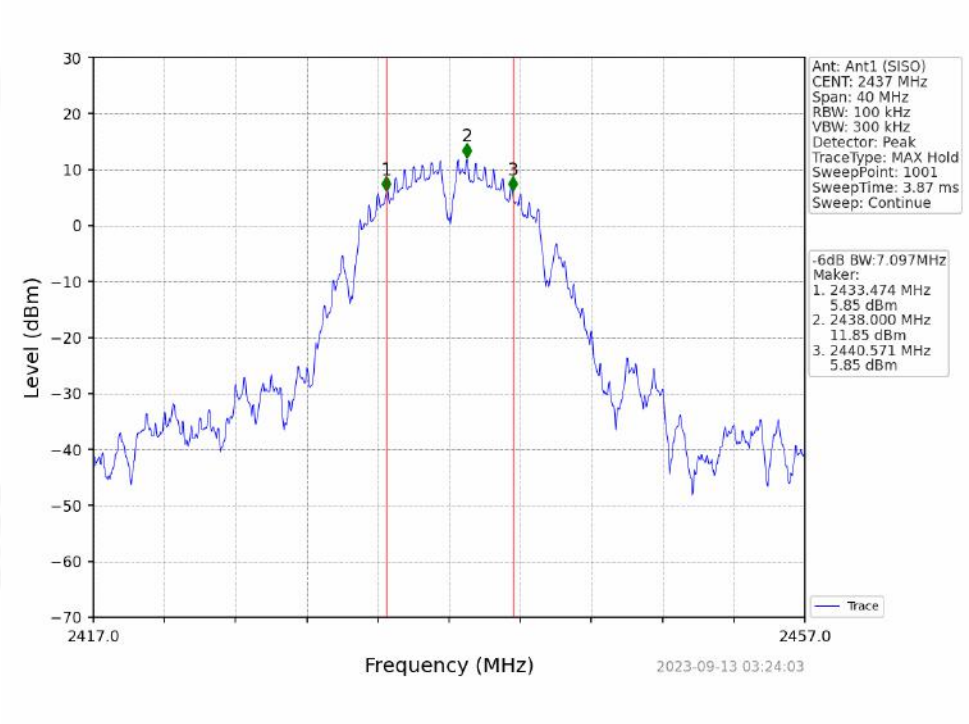

802.11b_HCH_2462MHz__NTNV

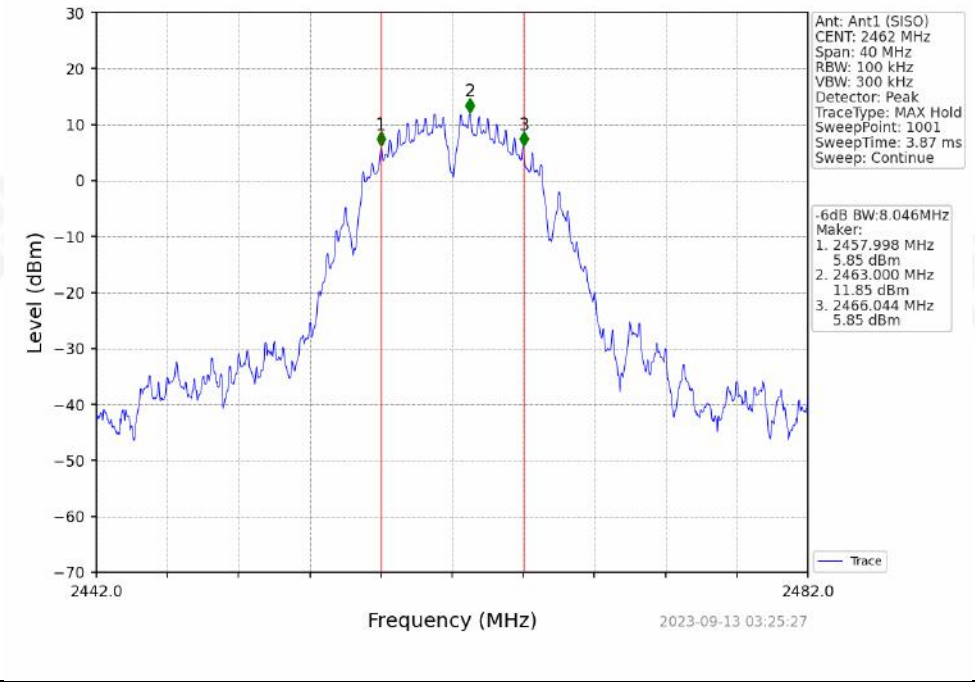

802.11g_LCH_2412MHz__NTNV

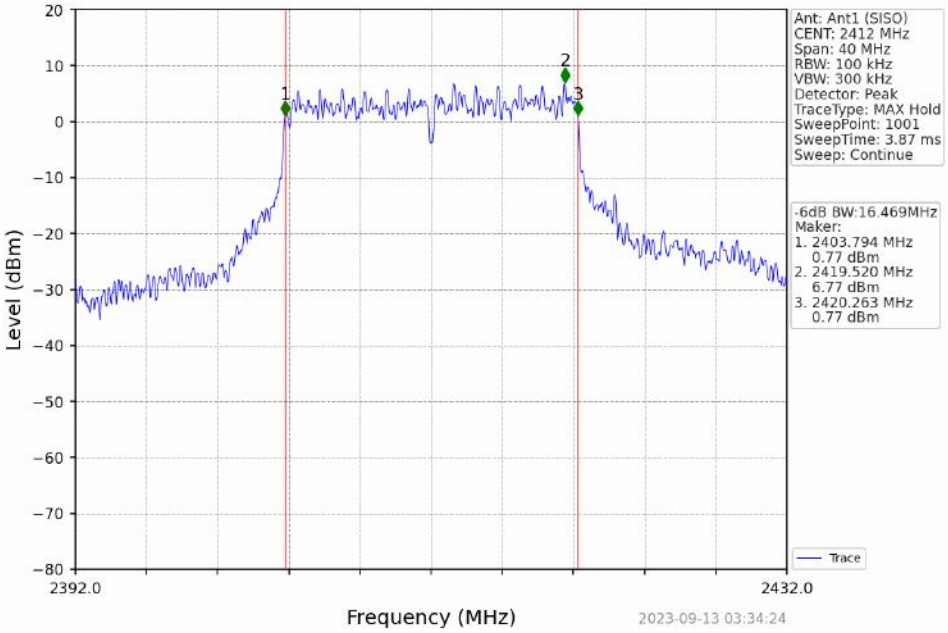

802.11g_MCH_2437MHz__NTNV

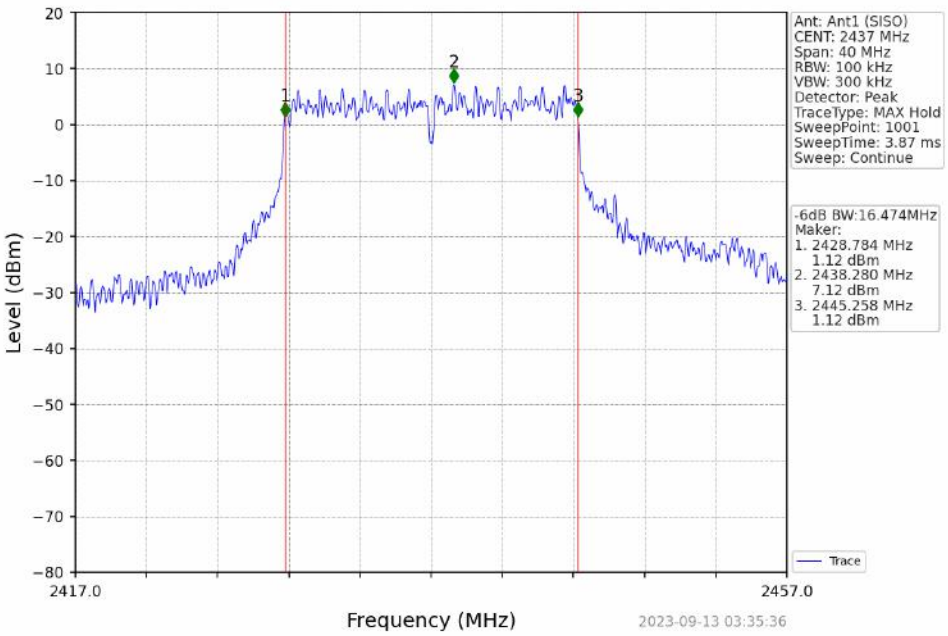

802.11g_HCH_2462MHz__NTNV

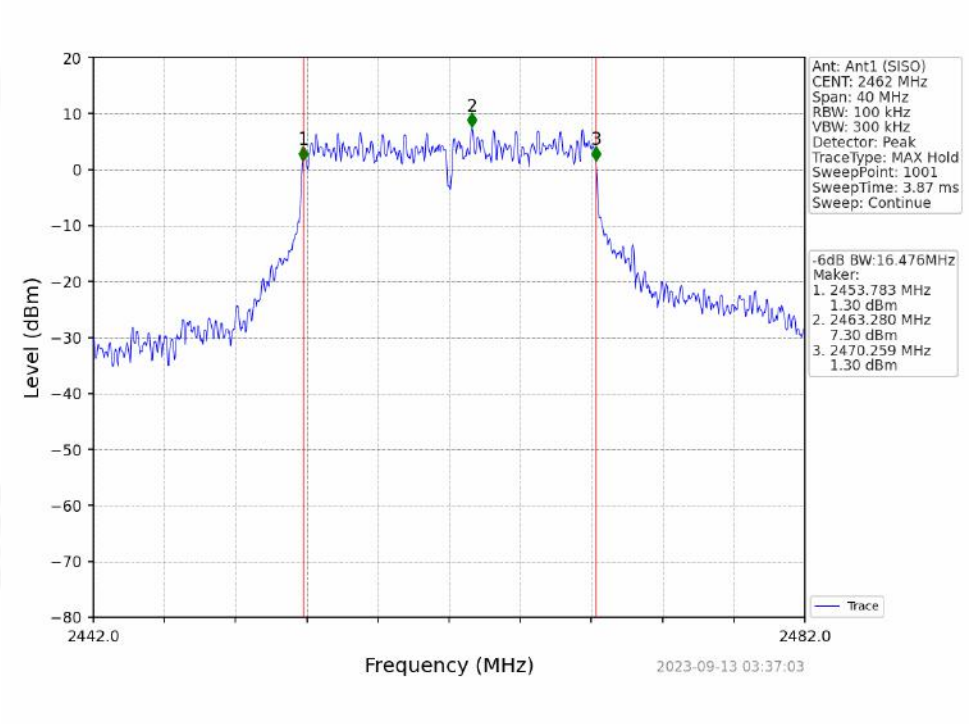

802.11n(HT20)_LCH_2412MHz__NTNV

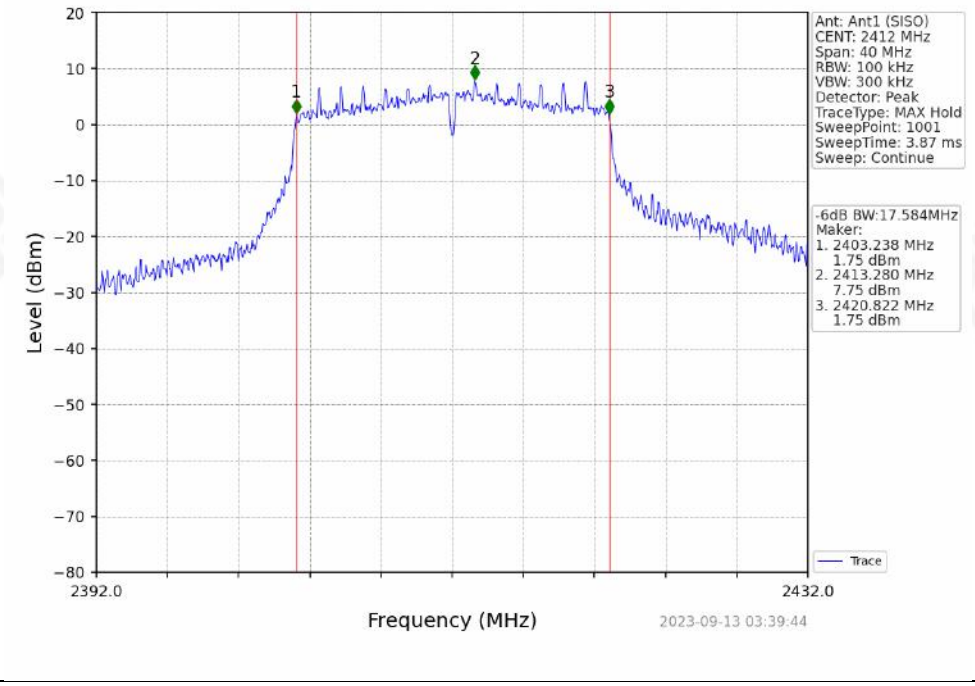

802.11n(HT20)_MCH_2437MHz__NTNV

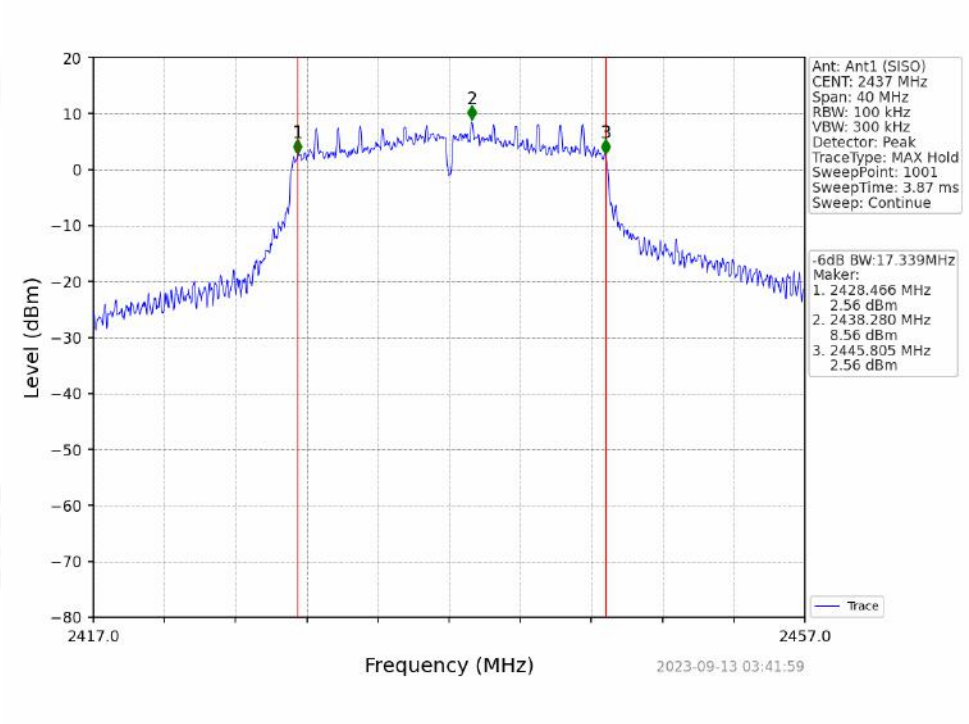

802.11n(HT20)_HCH_2462MHz__NTNV

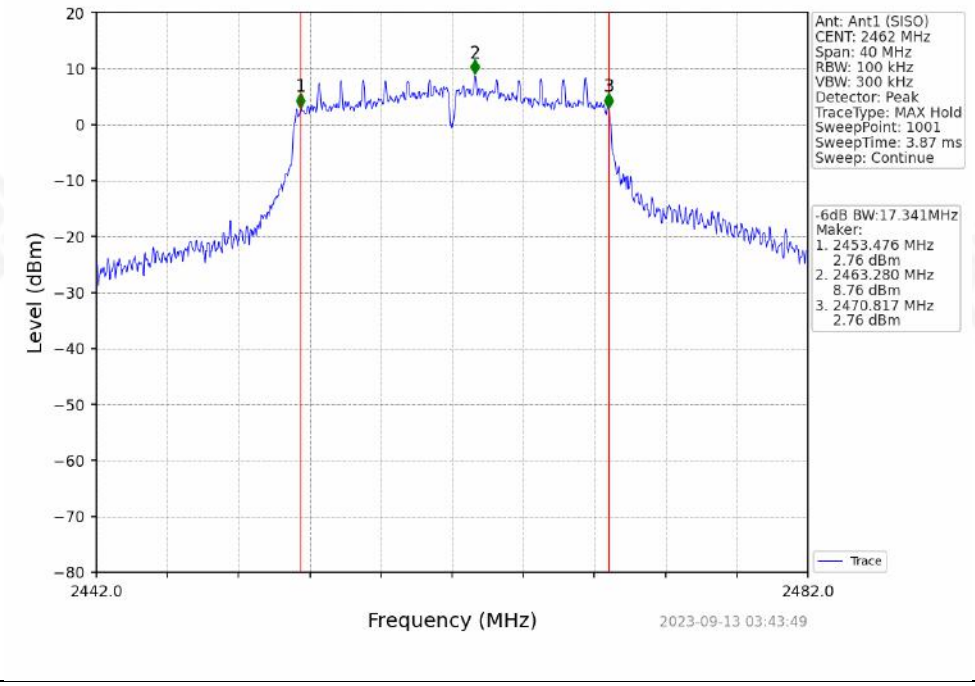

Antenna 1:

99% Occupied Bandwidth

802.11b_LCH_2412MHz__NTNV

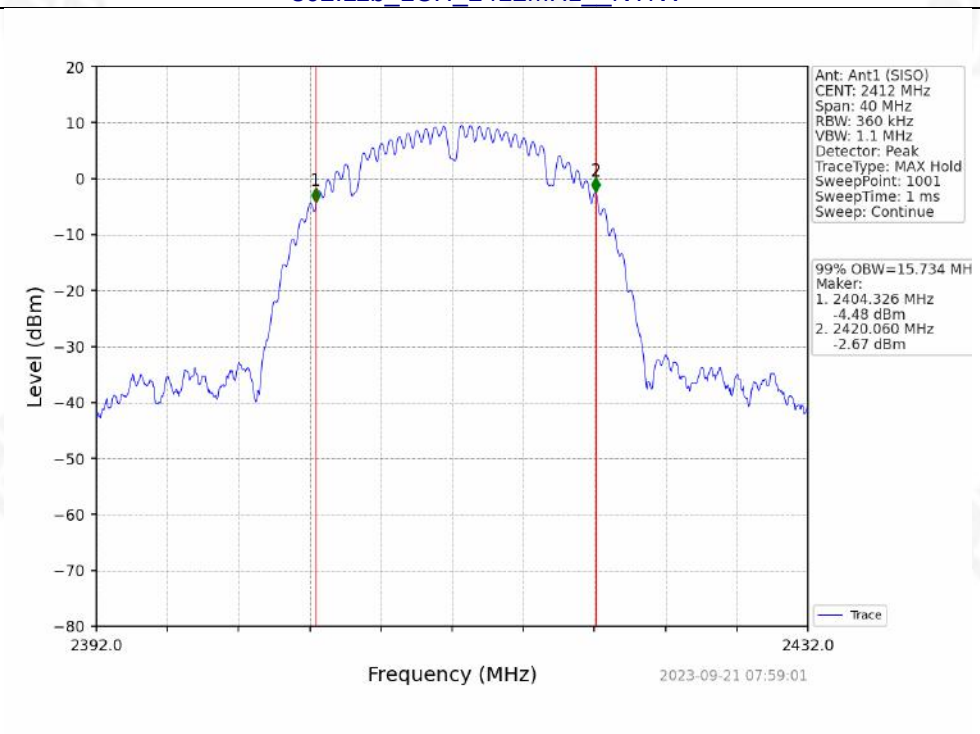

802.11b_MCH_2437MHz__NTNV

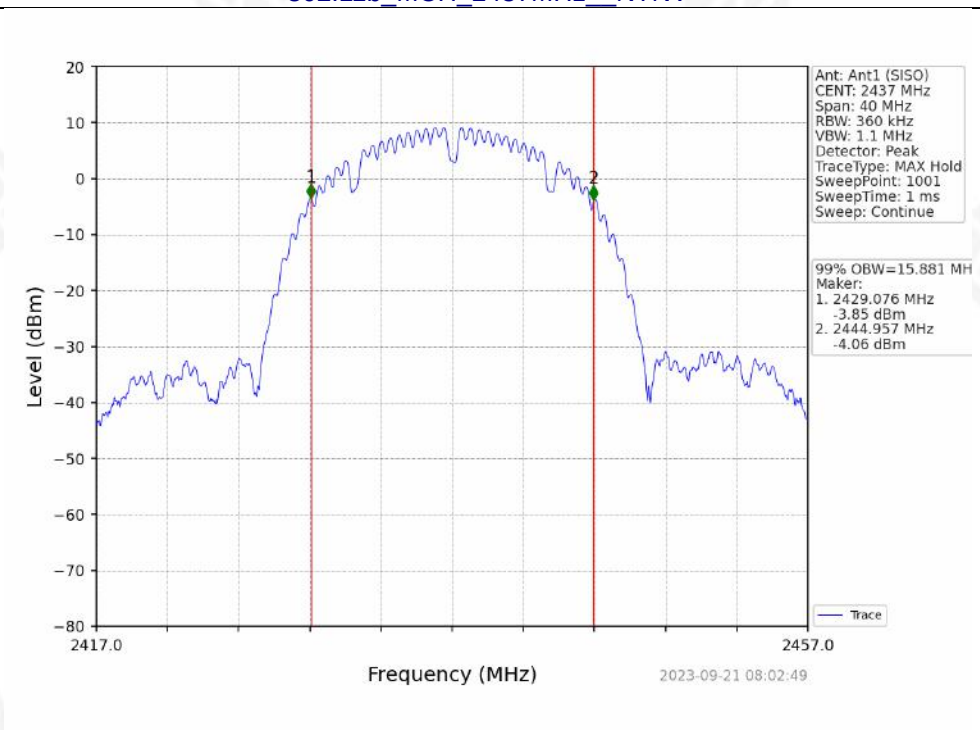

802.11b_HCH_2462MHz__NTNV

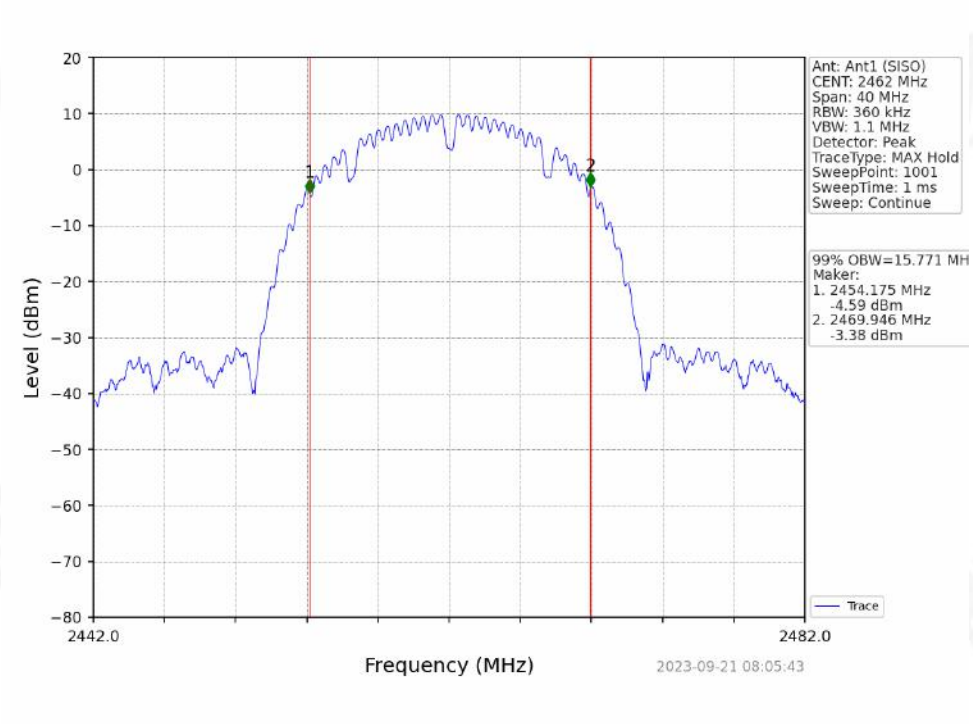

802.11g_LCH_2412MHz__NTNV

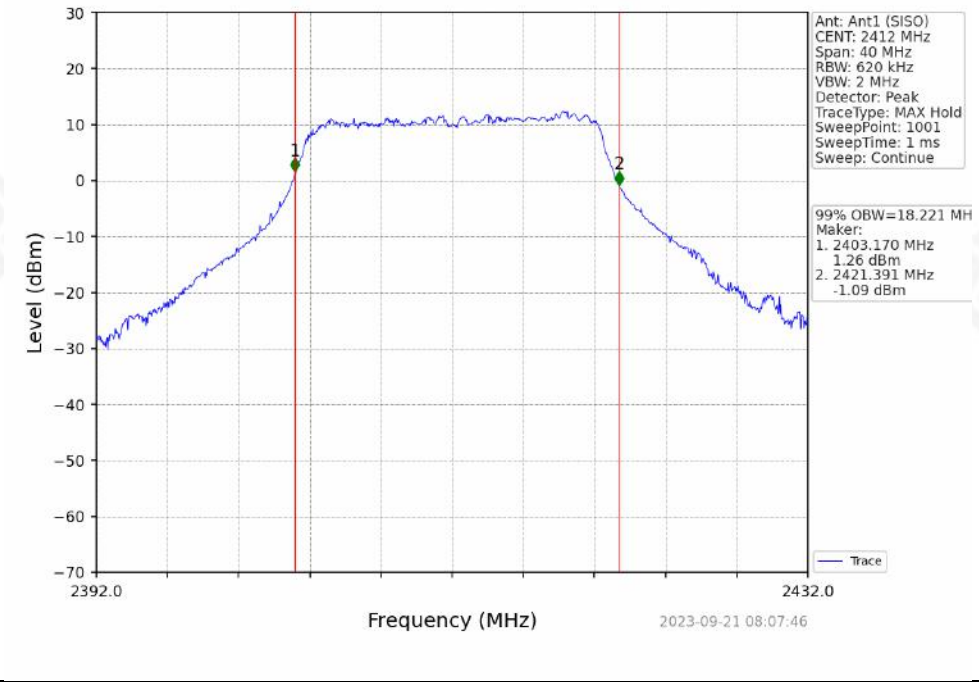

802.11g_MCH_2437MHz__NTNV

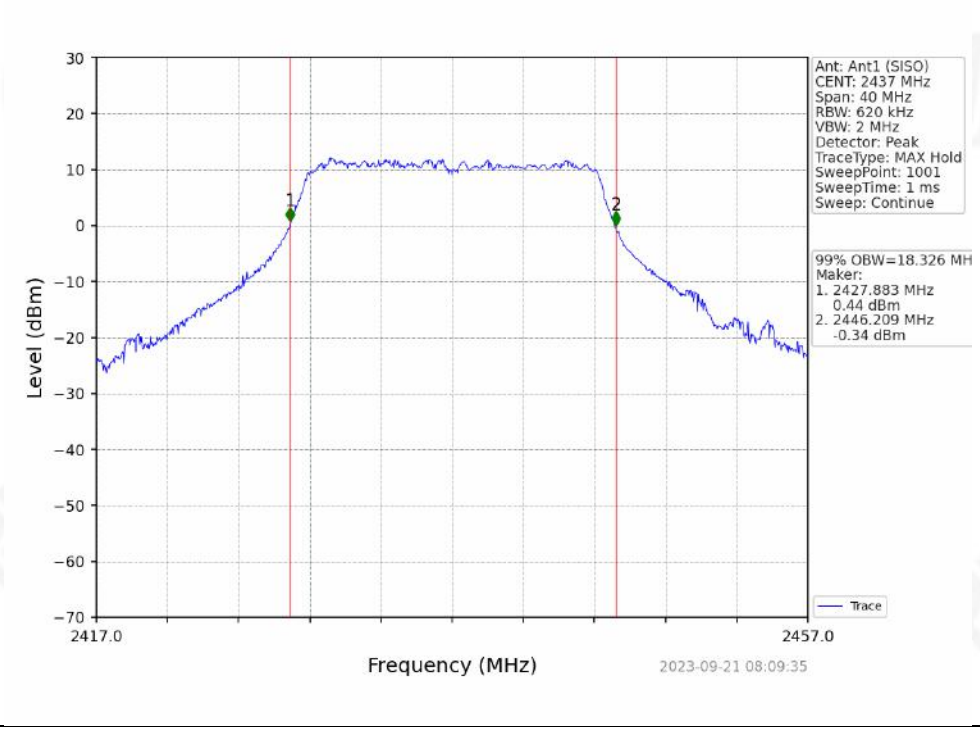

802.11g_HCH_2462MHz__NTNV

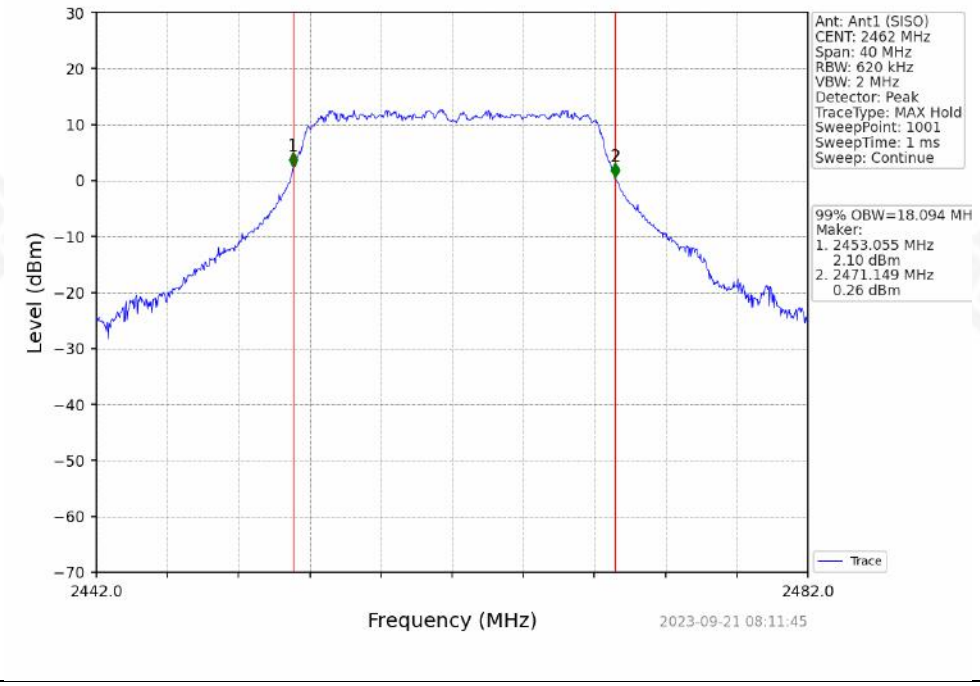

802.11n(HT20)_LCH_2412MHz__NTNV

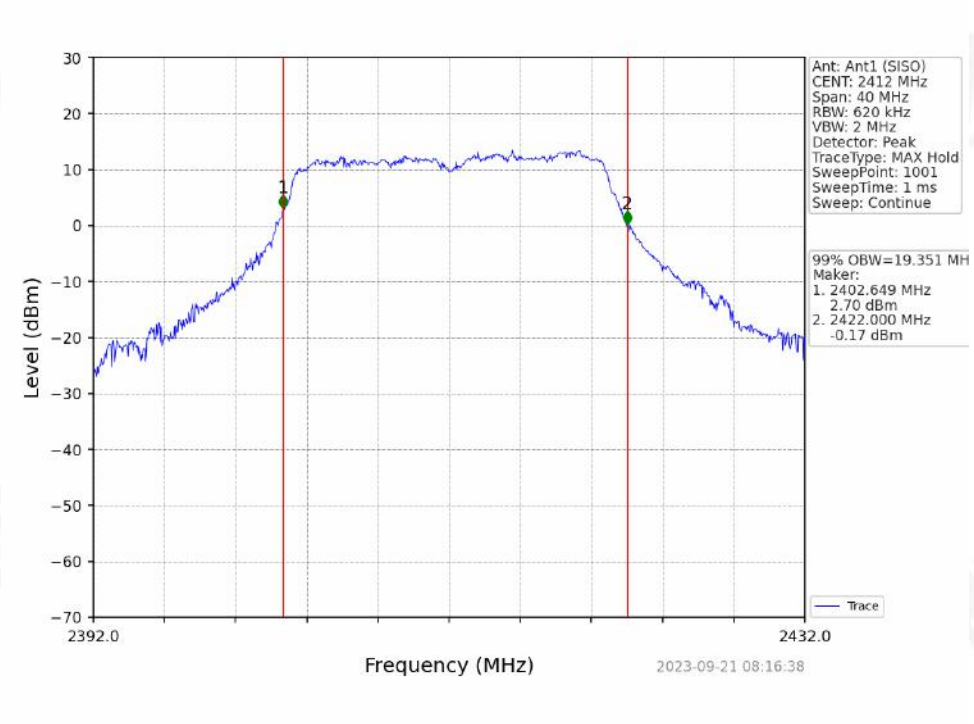

802.11n(HT20)_MCH_2437MHz__NTNV

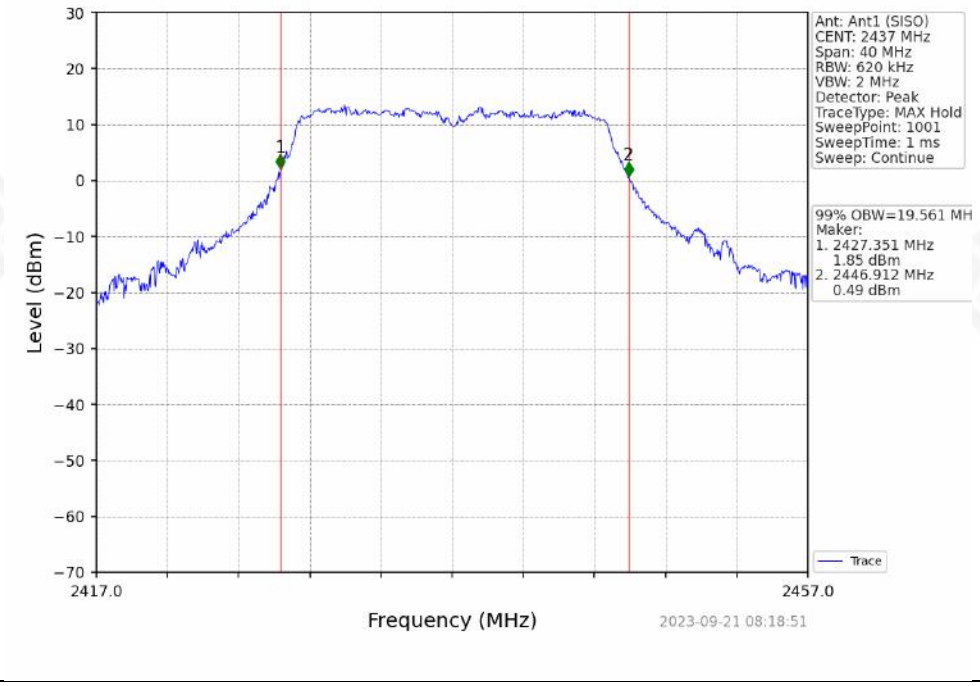

802.11n(HT20)_HCH_2462MHz__NTNV

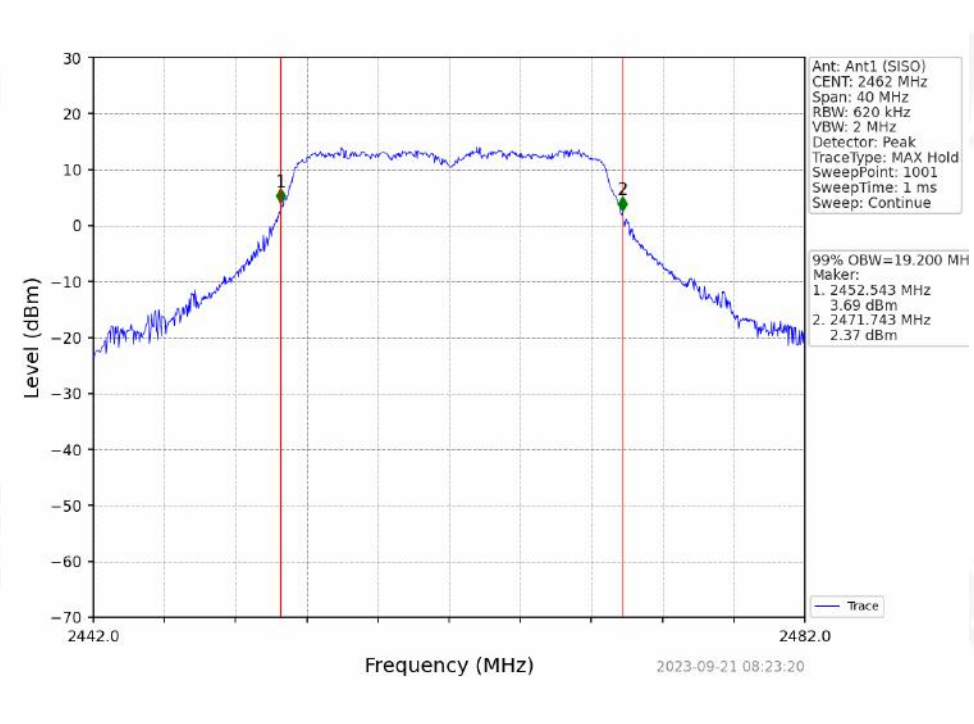

802.11n(HT40)_LCH_2422MHz__NTNV

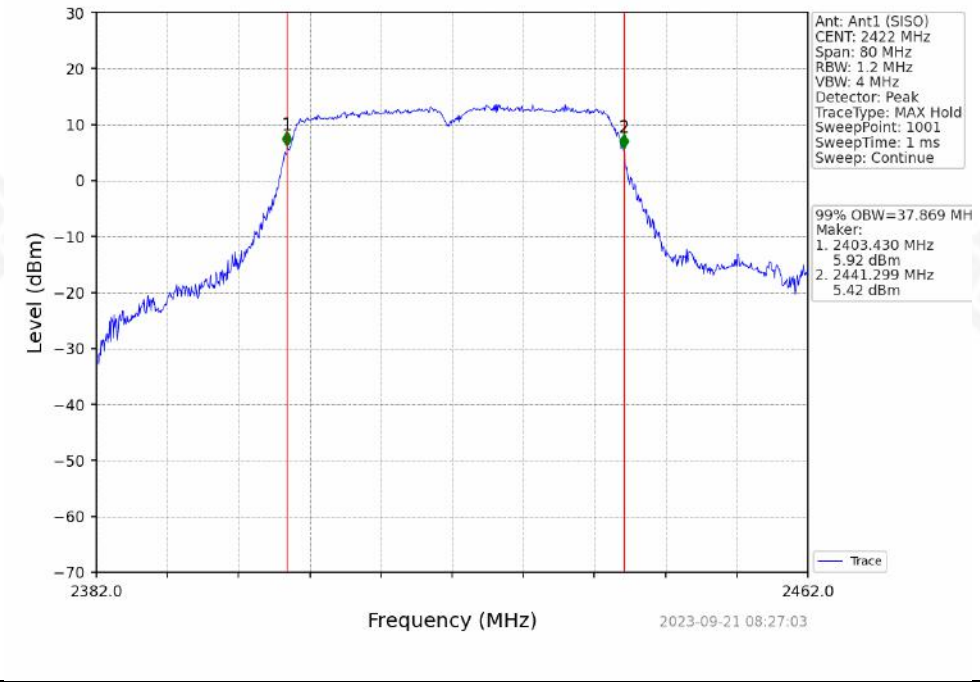

802.11n(HT40)_MCH_2437MHz__NTNV

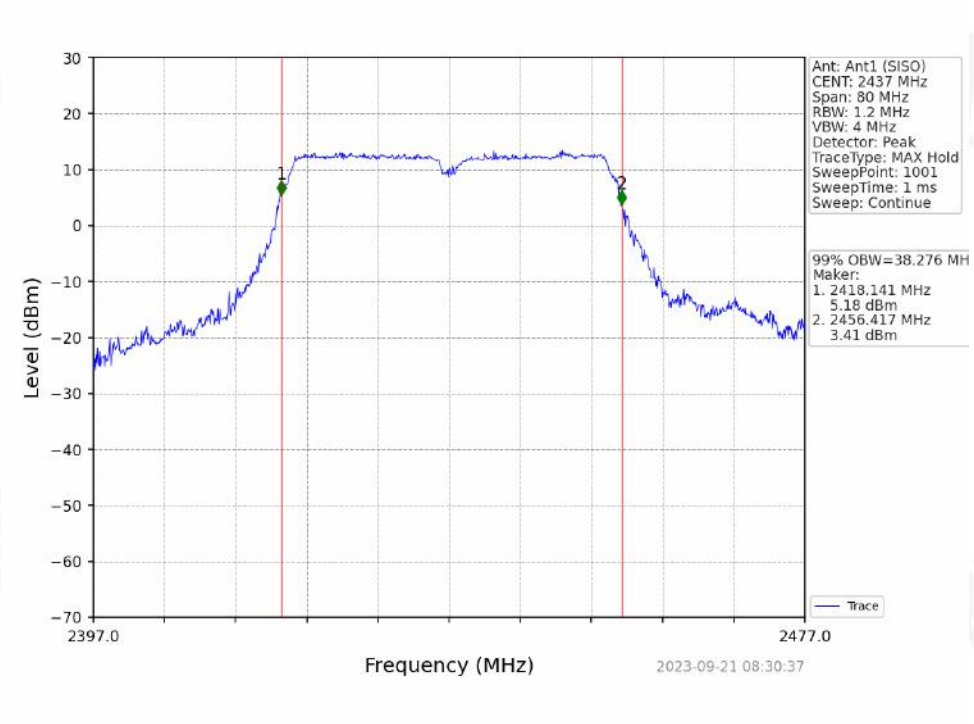

802.11n(HT40)_HCH_2452MHz__NTNV

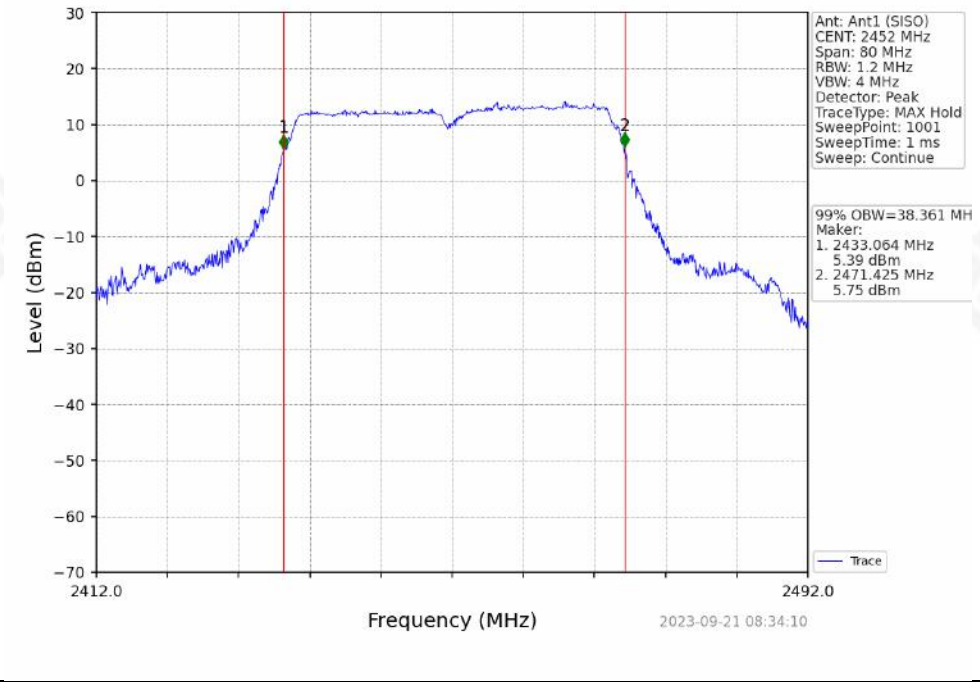

802.11ax(HEW20)_LCH_2412MHz_RU242_Left__NTNV

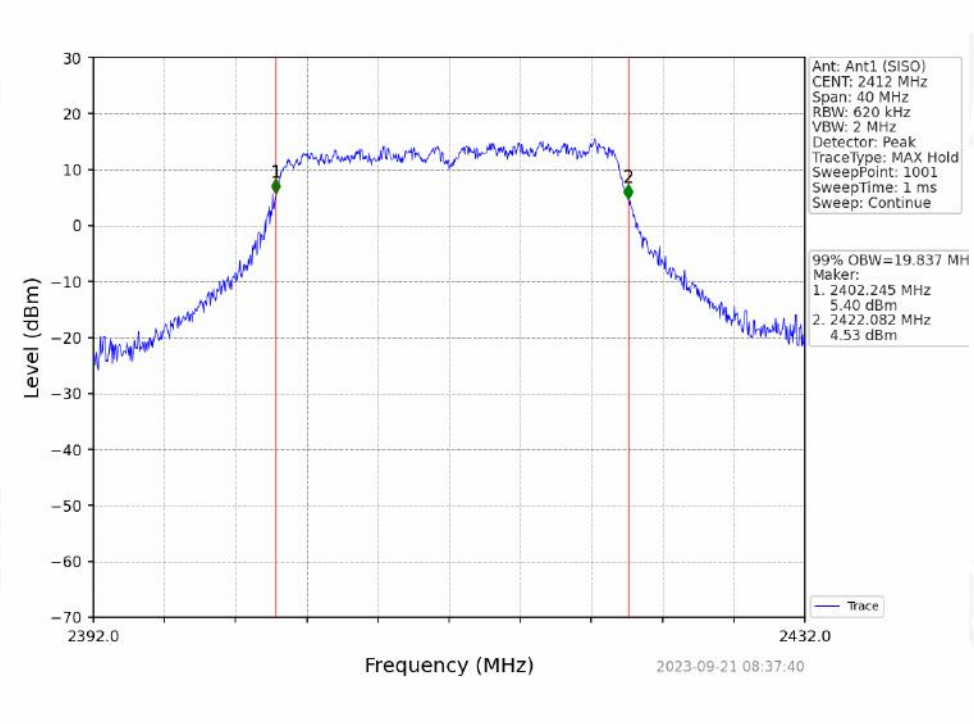

802.11ax(HEW20)_MCH_2437MHz_RU242_Left__NTNV

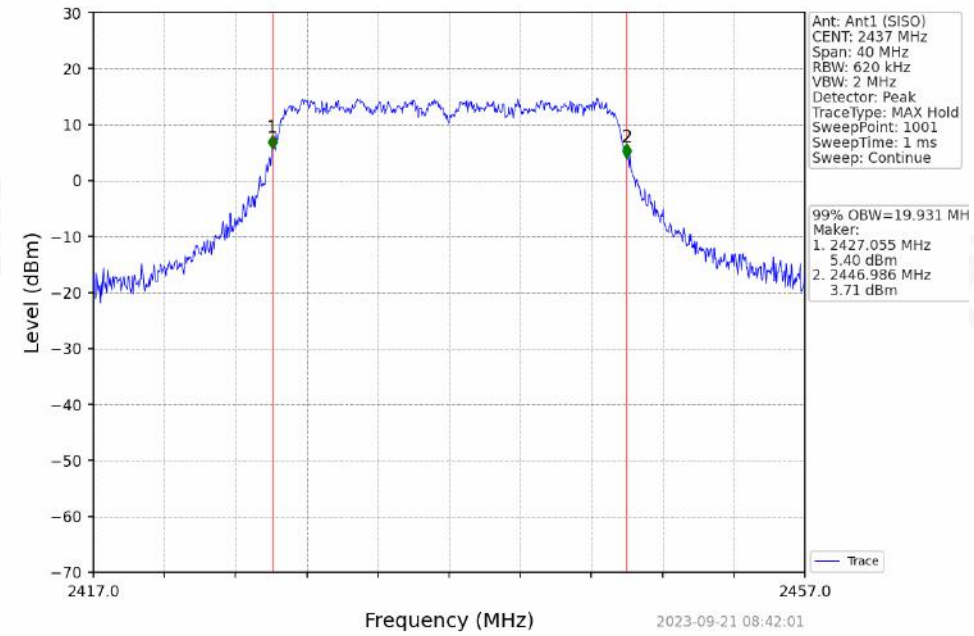

802.11ax(HEW20)_HCH_2462MHz_RU242_Left__NTNV

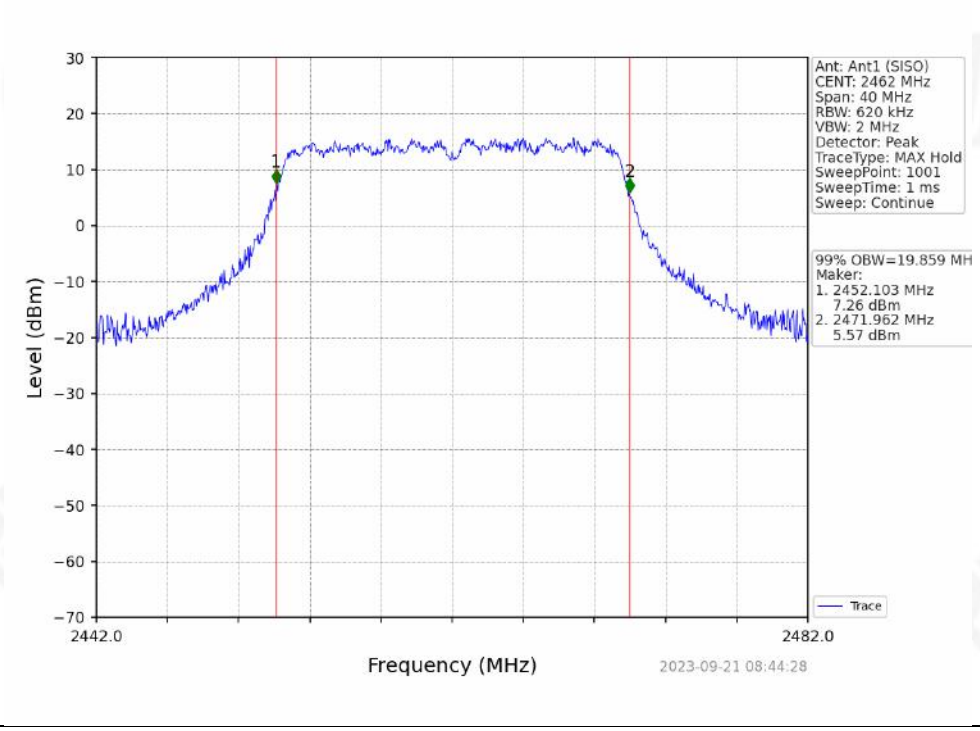
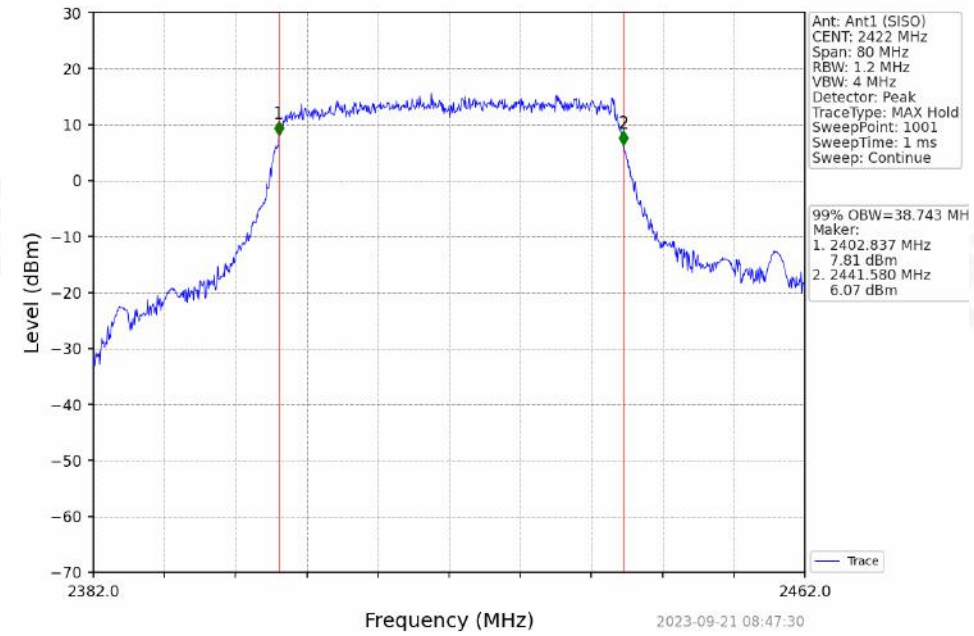
802.11ax(HEW40)_LCH_2422MHz_RU484_Left__NTNV