▣ TEST Plot for 802.11ac_VHT20_Ant.3

802.11ac_VHT20 UNII 1 BAND PSD CH 48	802.11ac_VHT20 UNII 2A BAND PSD CH 60
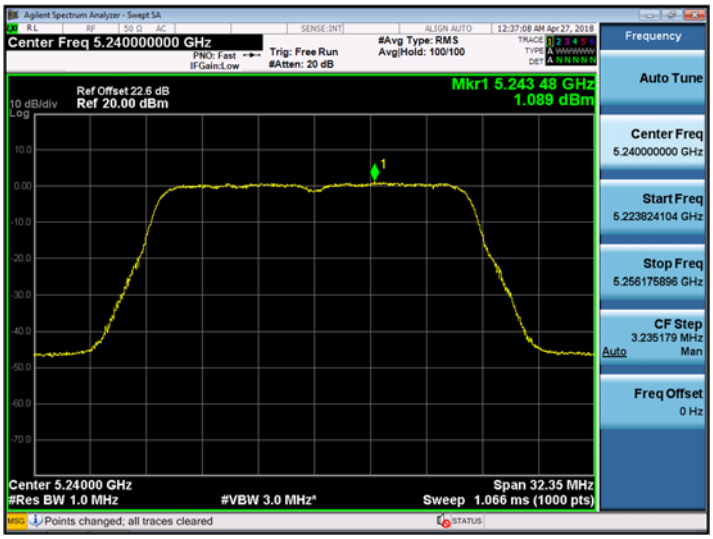	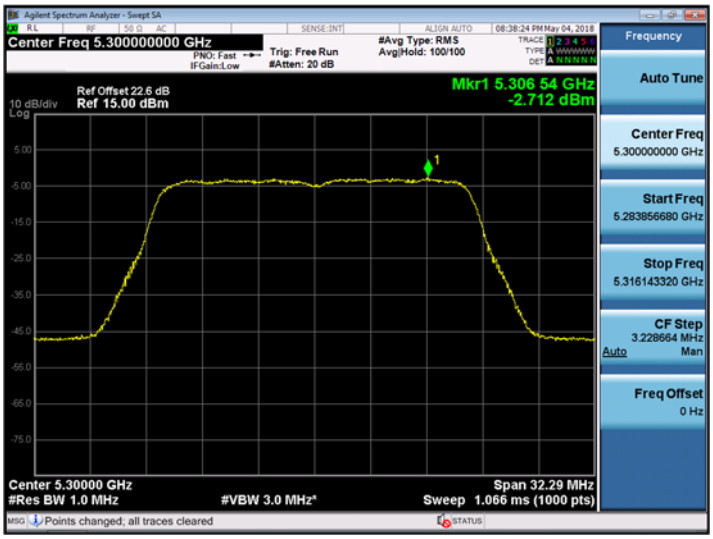
802.11ac_VHT20 UNII 2C BAND PSD CH 144	**802.11ac_VHT20 UNII 3 BAND PSD CH 149**
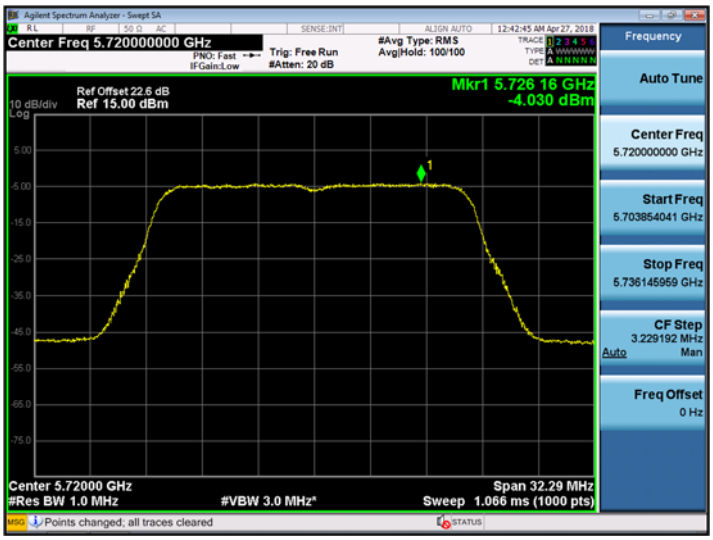	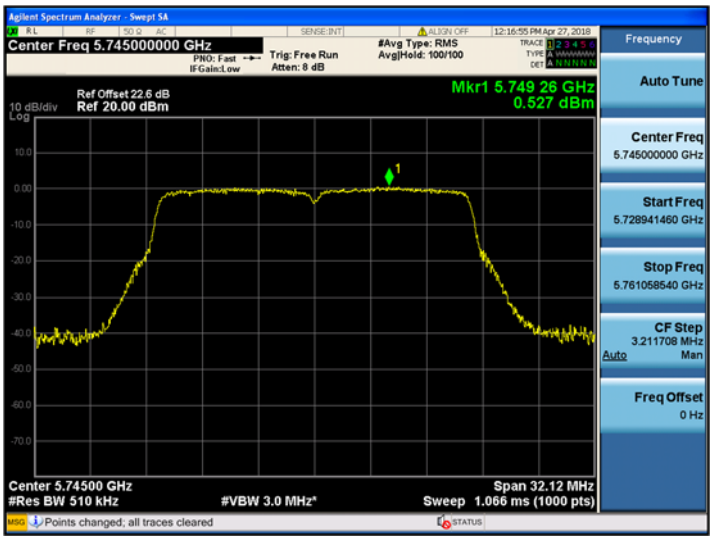

Ant.0

▣ TEST RESULTS

Conducted Power Density Measurements

Frequency (MHz)	Channel No.	Mode	Test Result				
			Measured Power Density (dBm)	Duty Cycle Factor (dB)	Measured Power Density(dBm) + Duty Cycle Factor	Limit (dBm)	Pass/Fail
5190	38	802.11n _HT40 (SISO)	-3.705	0.410	-3.295	16.51	Pass
5230	46		-4.253	0.719	-3.534		Pass
5270	54		-5.844	0.662	-5.182	10.20	Pass
5310	62		-5.943	0.662	-5.281		Pass
5510	102		-6.068	0.662	-5.406	10.52	Pass
5590	118		-5.987	0.366	-5.621		Pass
5710	142		-6.491	0.719	-5.772		Pass
5755	151		-3.115	0.662	-2.453	29.52	Pass
5795	159		-2.564	0.505	-2.059		Pass

Ant.1

▣ TEST RESULTS

Conducted Power Density Measurements

Frequency (MHz)	Channel No.	Mode	Test Result				
			Measured Power Density (dBm)	Duty Cycle Factor (dB)	Measured Power Density(dBm) + Duty Cycle Factor	Limit (dBm)	Pass/Fail
5190	38	802.11n _HT40 (SISO)	-4.880	0.505	-4.375	16.51	Pass
5230	46		-4.998	0.662	-4.336		Pass
5270	54		-6.803	0.662	-6.141	10.20	Pass
5310	62		-6.476	0.719	-5.757		Pass
5510	102		-7.033	0.613	-6.420	10.52	Pass
5590	118		-7.631	0.400	-7.231		Pass
5710	142		-7.353	0.719	-6.634		Pass
5755	151		-3.623	0.613	-3.010	29.52	Pass
5795	159		-3.552	0.505	-3.047		Pass

Ant.2

▣ TEST RESULTS

Conducted Power Density Measurements

Frequency (MHz)	Channel No.	Mode	Test Result				
			Measured Power Density (dBm)	Duty Cycle Factor (dB)	Measured Power Density(dBm) + Duty Cycle Factor	Limit (dBm)	Pass/Fail
5190	38	802.11n _HT40 (SISO)	-4.371	0.410	-3.961	16.51	Pass
5230	46		-4.369	0.410	-3.959		Pass
5270	54		-6.463	0.719	-5.744	10.20	Pass
5310	62		-6.520	0.719	-5.801		Pass
5510	102		-6.256	0.410	-5.846	10.52	Pass
5590	118		-6.791	0.410	-6.381		Pass
5710	142		-6.572	0.719	-5.853		Pass
5755	151		-2.910	0.400	-2.510	29.52	Pass
5795	159		-2.755	0.437	-2.318		Pass

Ant.3

▣ TEST RESULTS

Conducted Power Density Measurements

Frequency (MHz)	Channel No.	Mode	Test Result				
			Measured Power Density (dBm)	Duty Cycle Factor (dB)	Measured Power Density(dBm) + Duty Cycle Factor	Limit (dBm)	Pass/Fail
5190	38	802.11n _HT40 (SISO)	-4.176	0.410	-3.766	16.51	Pass
5230	46		-3.645	0.410	-3.235		Pass
5270	54		-5.630	0.719	-4.911	10.20	Pass
5310	62		-5.500	0.719	-4.781		Pass
5510	102		-7.127	0.719	-6.408	10.52	Pass
5590	118		-7.120	0.410	-6.710		Pass
5710	142		-7.322	0.719	-6.603		Pass
5755	151		-2.888	0.505	-2.383	29.52	Pass
5795	159		-2.486	0.719	-1.767		Pass

▣ **Sum Data of Ant.0 and Ant.1 and Ant.2 and Ant.3**

▣ **TEST RESULTS**

Conducted Power Density Measurements

Frequency (MHz)	Channel No.	Mode	Test Result		
			Measured Power Density (dBm)	Limit (dBm)	Pass/Fail
5190	38	802.11n _HT40 (MIMO)	2.18	10.49	Pass
5230	46		2.26		Pass
5270	54		0.54	4.18	Pass
5310	62		0.63		Pass
5510	102		0.01	4.50	Pass
5590	118		-0.45		Pass
5710	142		-0.19		Pass
5755	151		3.44	23.50	Pass
5795	159		3.74		Pass

▣ TEST Plot for 802.11n_HT40_Ant.0

802.11n_HT40 UNII 1 BAND PSD CH 38	802.11n_HT40 UNII 2A BAND PSD CH 54
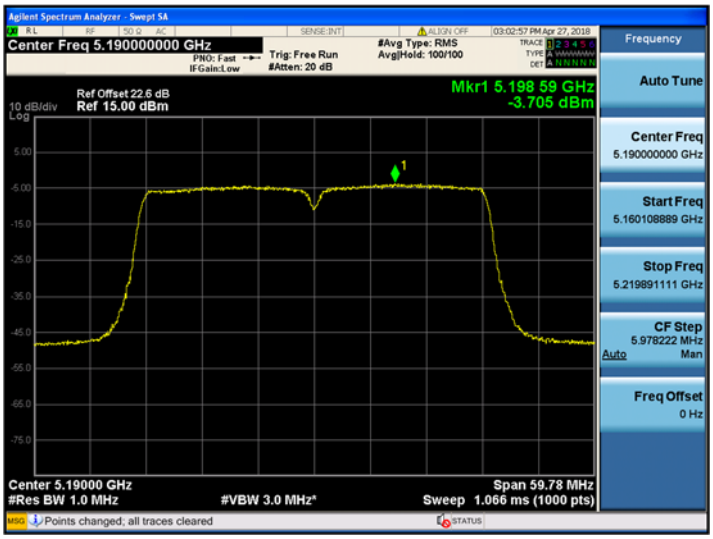	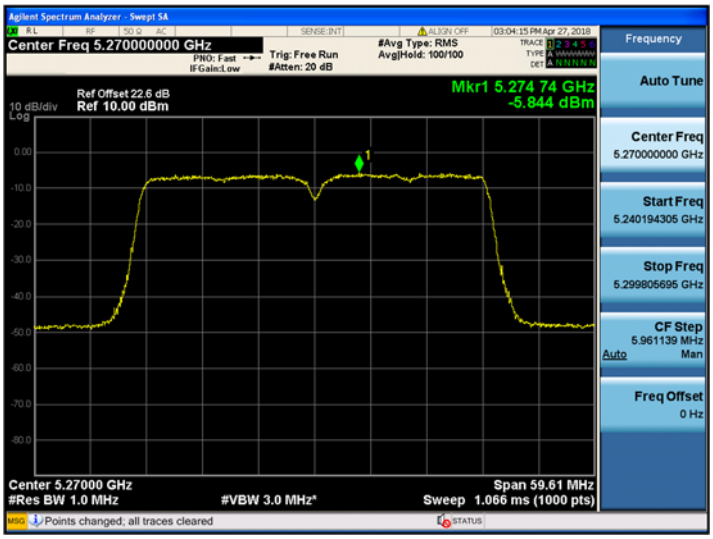
802.11n_HT40 UNII 2C BAND PSD CH 102	**802.11n_HT40 UNII 3 BAND PSD CH 159**
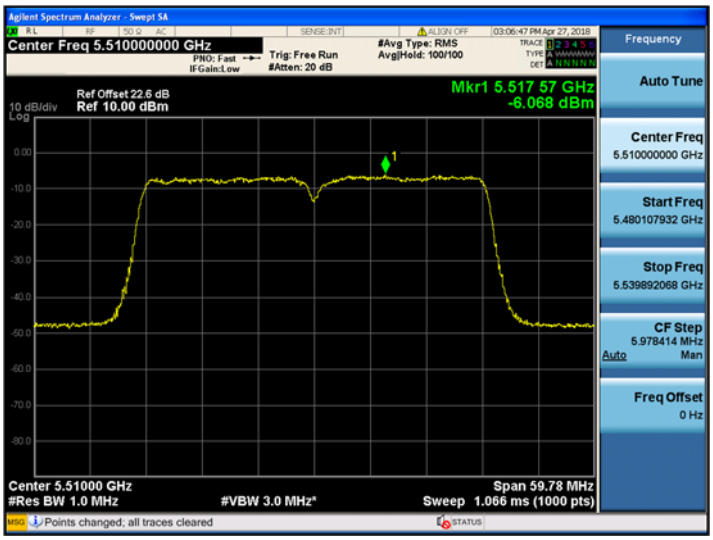	

▣ TEST Plot for 802.11n_HT40_Ant.1

802.11n_HT40 UNII 1 BAND PSD CH 46	802.11n_HT40 UNII 2A BAND PSD CH 62
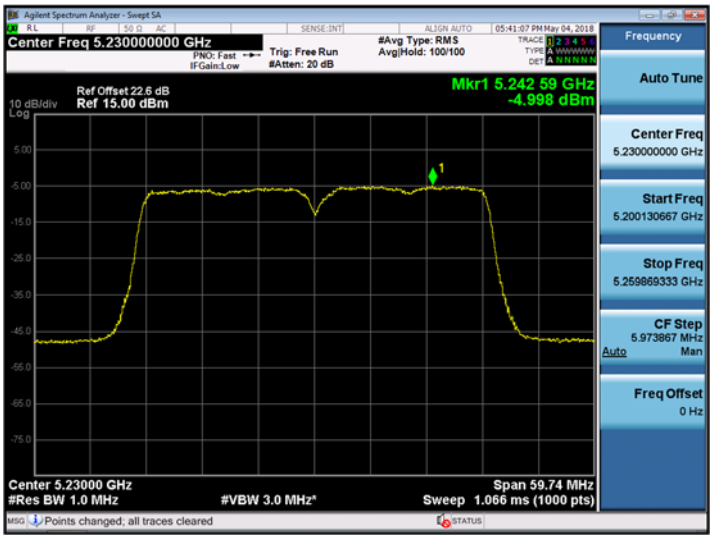	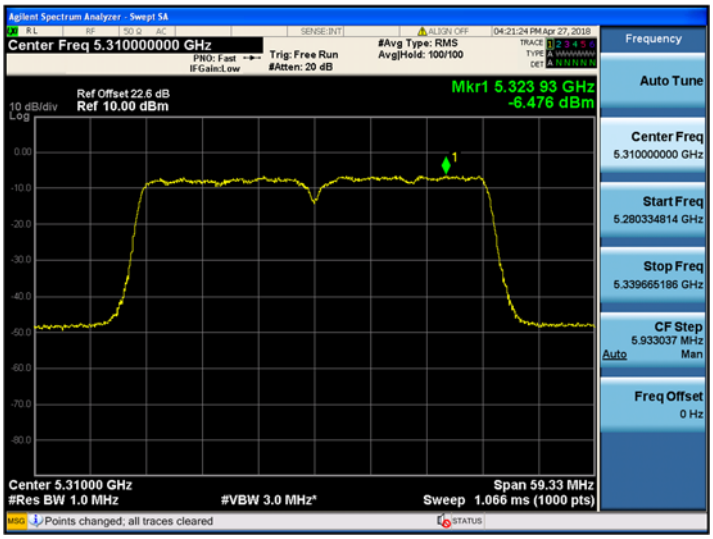
802.11n_HT40 UNII 2C BAND PSD CH 102	**802.11n_HT40 UNII 3 BAND PSD CH 151**
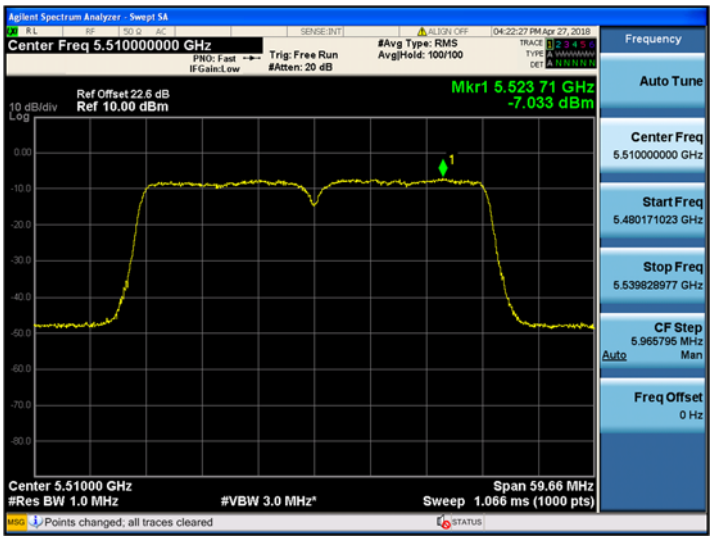	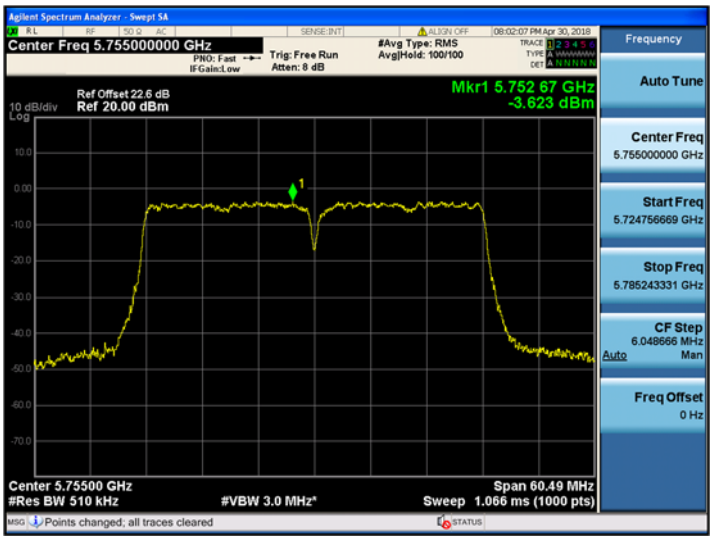

▣ TEST Plot for 802.11n_HT40_Ant.2

802.11n_HT40 UNII 1 BAND PSD CH 46	802.11n_HT40 UNII 2A BAND PSD CH 54
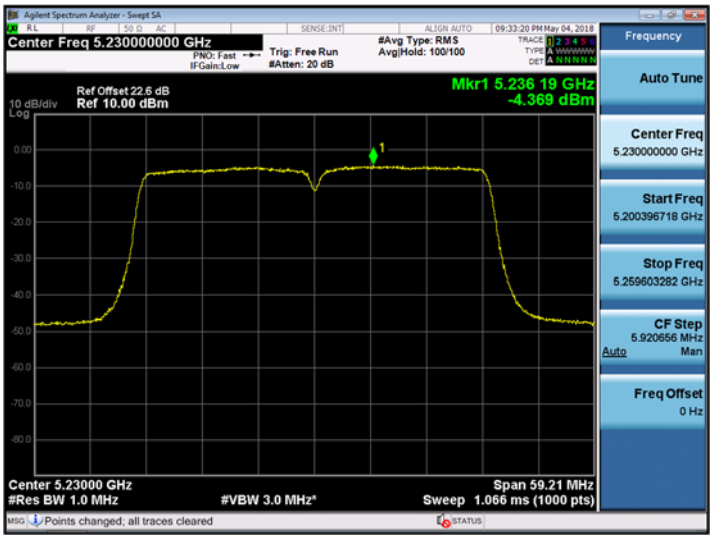	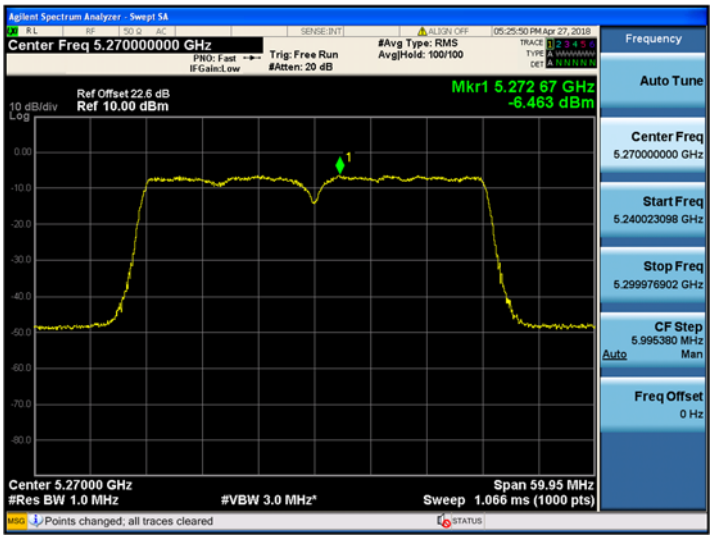
802.11n_HT40 UNII 2C BAND PSD CH 102	**802.11n_HT40 UNII 3 BAND PSD CH 159**
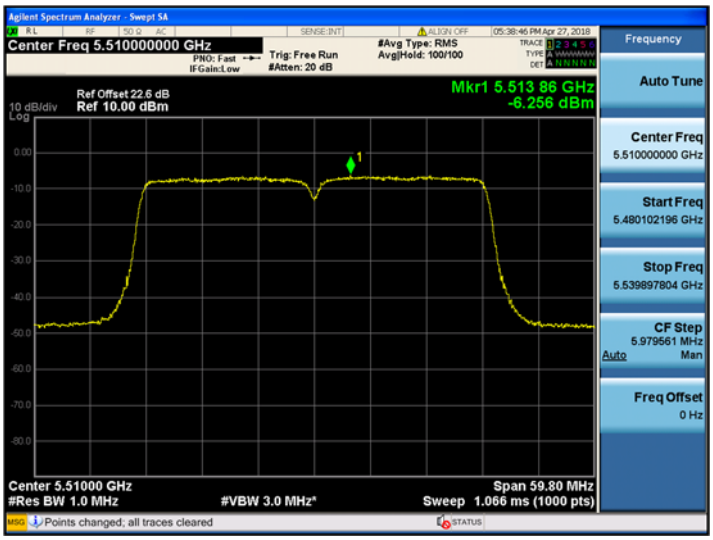	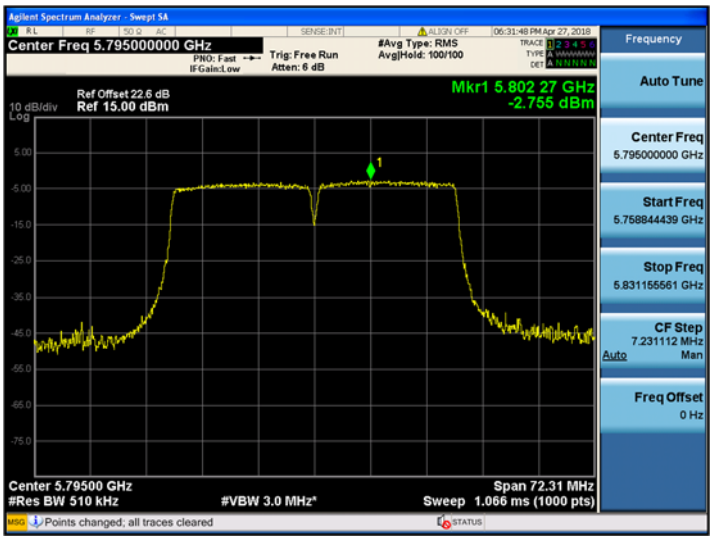

▣ TEST Plot for 802.11n_HT40_Ant.3

802.11n_HT40 UNII 1 BAND PSD CH 46	802.11n_HT40 UNII 2A BAND PSD CH 62
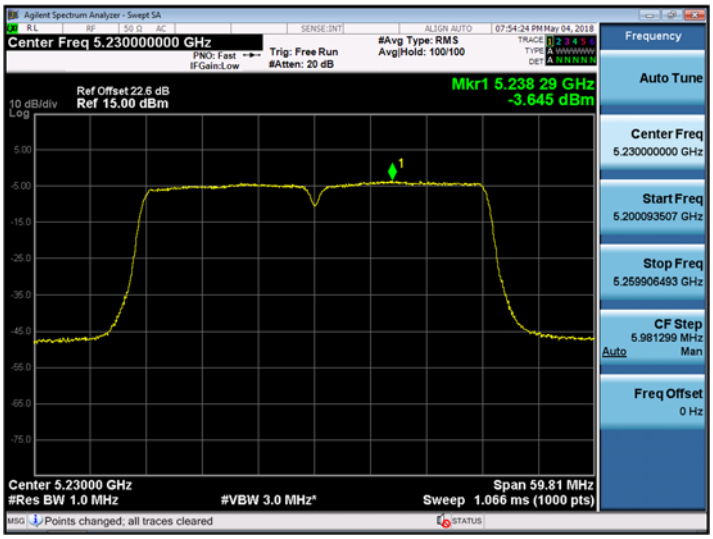	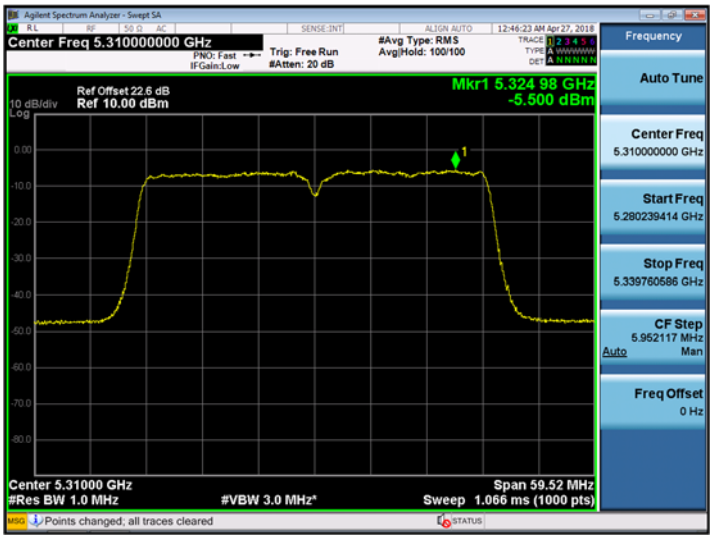
802.11n_HT40 UNII 2C BAND PSD CH 102	**802.11n_HT40 UNII 3 BAND PSD CH 159**
	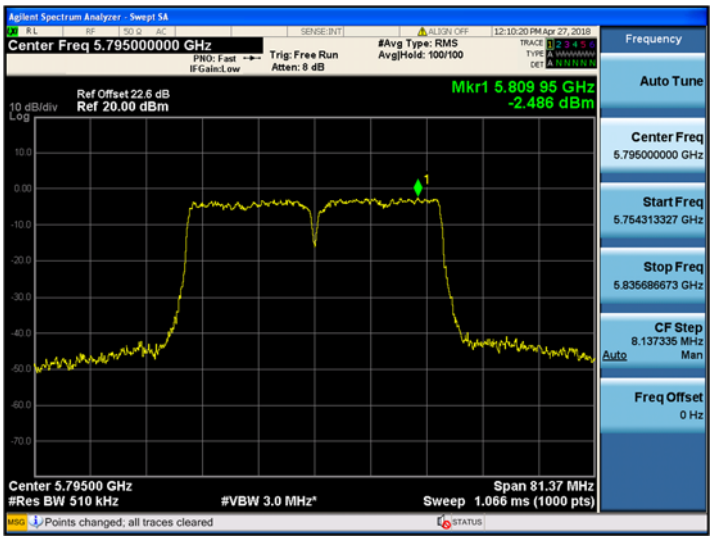

Ant.0

▣ TEST RESULTS

Conducted Power Density Measurements

Frequency (MHz)	Channel No.	Mode	Test Result				
			Measured Power Density (dBm)	Duty Cycle Factor (dB)	Measured Power Density(dBm) + Duty Cycle Factor	Limit (dBm)	Pass/Fail
5190	38	802.11ac _VHT40	-4.438	0.939	-3.499	16.51	Pass
5230	46		-4.602	0.802	-3.800		Pass
5270	54		-5.994	0.939	-5.055	10.20	Pass
5310	62		-6.168	0.939	-5.229		Pass
5510	102		-5.783	0.977	-4.806	10.52	Pass
5590	118		-5.736	0.340	-5.396		Pass
5710	142		-6.224	0.939	-5.285		Pass
5755	151		-3.120	0.802	-2.318	29.52	Pass
5795	159		-3.118	0.977	-2.141		Pass

Ant.1

▣ TEST RESULTS

Conducted Power Density Measurements

Frequency (MHz)	Channel No.	Mode	Test Result				
			Measured Power Density (dBm)	Duty Cycle Factor (dB)	Measured Power Density(dBm) + Duty Cycle Factor	Limit (dBm)	Pass/Fail
5190	38	802.11ac _VHT40	-5.122	0.939	-4.183	16.51	Pass
5230	46		-5.354	0.977	-4.377		Pass
5270	54		-6.796	0.939	-5.857	10.20	Pass
5310	62		-6.954	0.939	-6.015		Pass
5510	102		-7.395	0.939	-6.456	10.52	Pass
5590	118		-7.467	0.802	-6.665		Pass
5710	142		-7.188	0.939	-6.249		Pass
5755	151		-3.754	0.835	-2.919	29.52	Pass
5795	159		-3.493	0.939	-2.554		Pass

Ant.2

▣ TEST RESULTS

Conducted Power Density Measurements

Frequency (MHz)	Channel No.	Mode	Test Result				
			Measured Power Density (dBm)	Duty Cycle Factor (dB)	Measured Power Density(dBm) + Duty Cycle Factor	Limit (dBm)	Pass/Fail
5190	38	802.11ac _VHT40	-4.567	0.977	-3.590	16.51	Pass
5230	46		-4.275	0.130	-4.145		Pass
5270	54		-6.606	0.977	-5.629	10.20	Pass
5310	62		-6.672	0.977	-5.695		Pass
5510	102		-6.456	0.977	-5.479	10.52	Pass
5590	118		-6.037	0.340	-5.697		Pass
5710	142		-6.579	0.939	-5.640		Pass
5755	151		-2.731	0.835	-1.896	29.52	Pass
5795	159		-2.533	0.448	-2.085		Pass

Ant.3

▣ TEST RESULTS

Conducted Power Density Measurements

Frequency (MHz)	Channel No.	Mode	Test Result				
			Measured Power Density (dBm)	Duty Cycle Factor (dB)	Measured Power Density(dBm) + Duty Cycle Factor	Limit (dBm)	Pass/Fail
5190	38	802.11ac _VHT40	-4.775	0.977	-3.798	16.51	Pass
5230	46		-4.141	0.802	-3.339		Pass
5270	54		-5.873	0.977	-4.896	10.20	Pass
5310	62		-6.037	0.977	-5.060		Pass
5510	102		-6.993	0.977	-6.016	10.52	Pass
5590	118		-6.664	0.340	-6.324		Pass
5710	142		-7.155	0.835	-6.320		Pass
5755	151		-2.758	0.977	-1.781	29.52	Pass
5795	159		-2.527	0.802	-1.725		Pass

▣ **Sum Data of Ant.0 and Ant.1 and Ant.2 and Ant.3**

▣ **TEST RESULTS**

Conducted Power Density Measurements

Frequency (MHz)	Channel No.	Mode	Test Result		
			Measured Power Density (dBm)	Limit (dBm)	Pass/Fail
5190	38	802.11ac _VHT40	2.26	10.49	Pass
5230	46		2.11		Pass
5270	54		0.67	4.18	Pass
5310	62		0.53		Pass
5510	102		0.35	4.50	Pass
5590	118		0.01		Pass
5710	142		0.16		Pass
5755	151		3.80	23.50	Pass
5795	159		3.90		Pass

▣ TEST Plot for 802.11ac_VHT40_Ant.0

802.11ac_VHT40 UNII 1 BAND PSD CH 38	802.11ac_VHT40 UNII 2A BAND PSD CH 54
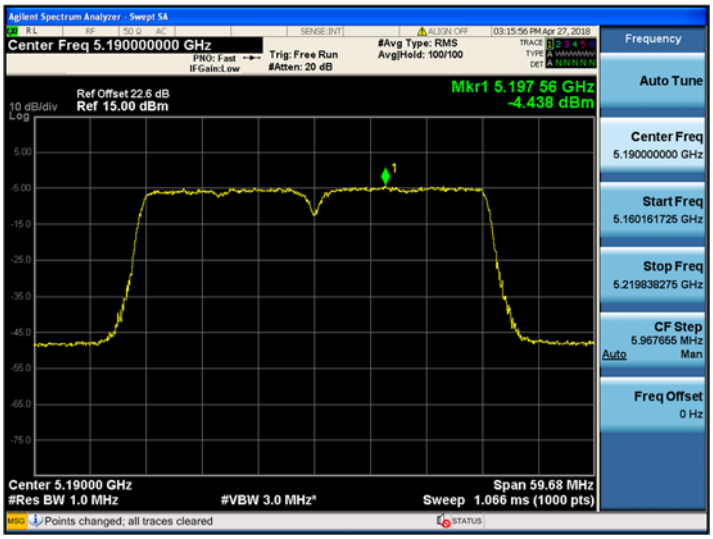	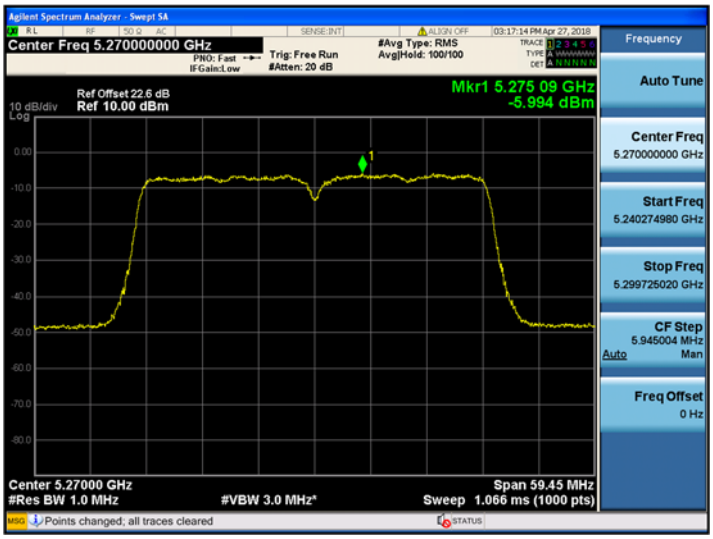
802.11ac_VHT40 UNII 2C BAND PSD CH 102	**802.11ac_VHT40 UNII 3 BAND PSD CH 159**
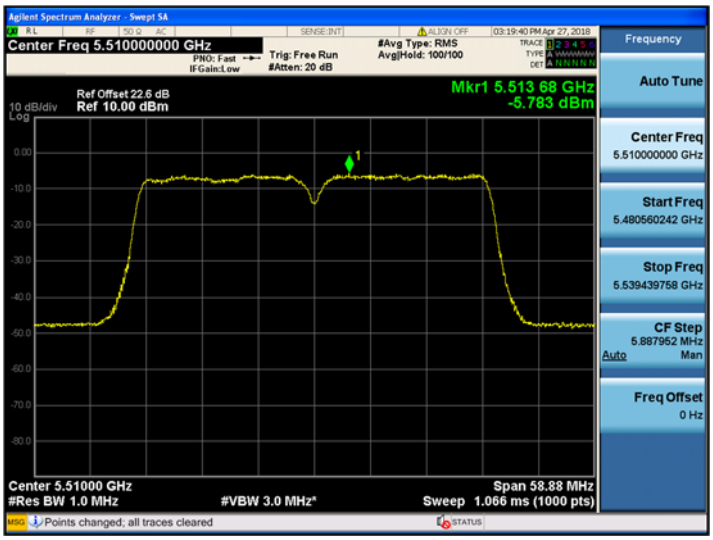	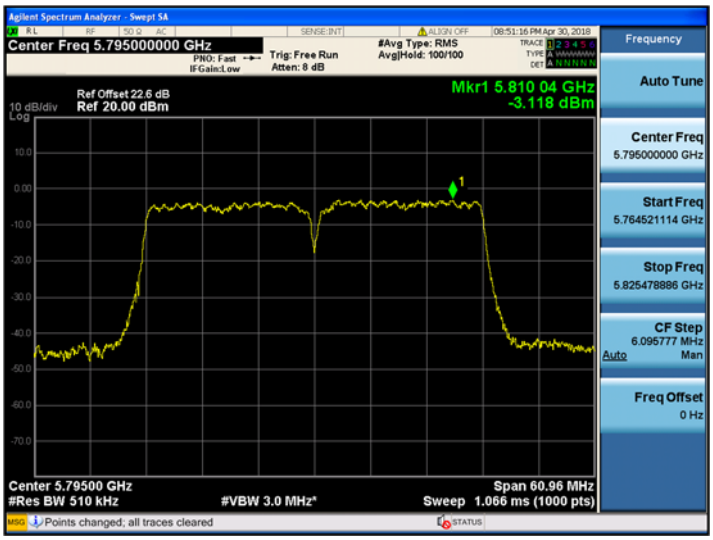

▣ TEST Plot for 802.11ac_VHT40_Ant.1

802.11ac_VHT40 UNII 1 BAND PSD CH 38	802.11ac_VHT40 UNII 2A BAND PSD CH 54
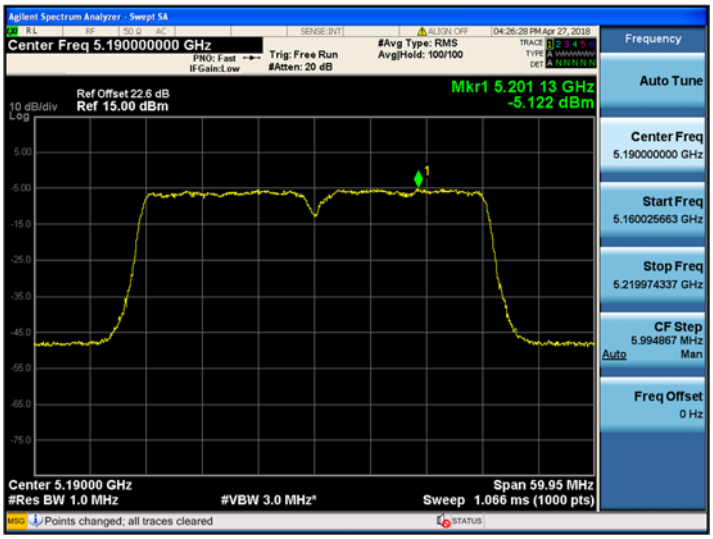	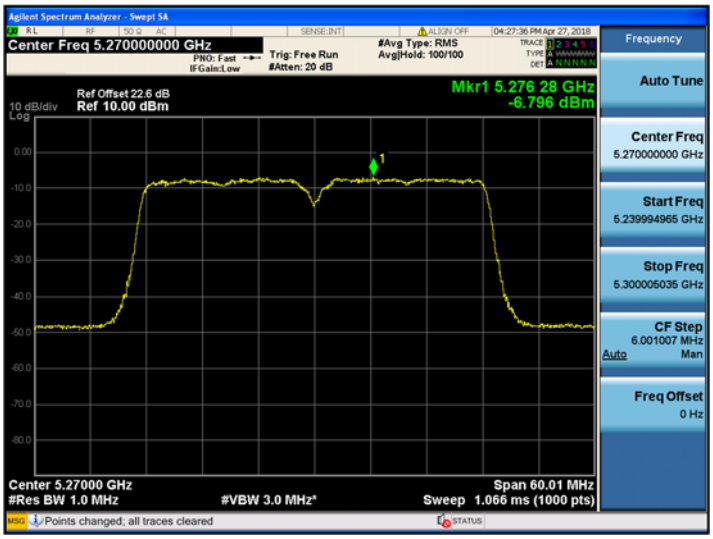
802.11ac_VHT40 UNII 2C BAND PSD CH 142	**802.11ac_VHT40 UNII 3 BAND PSD CH 159**
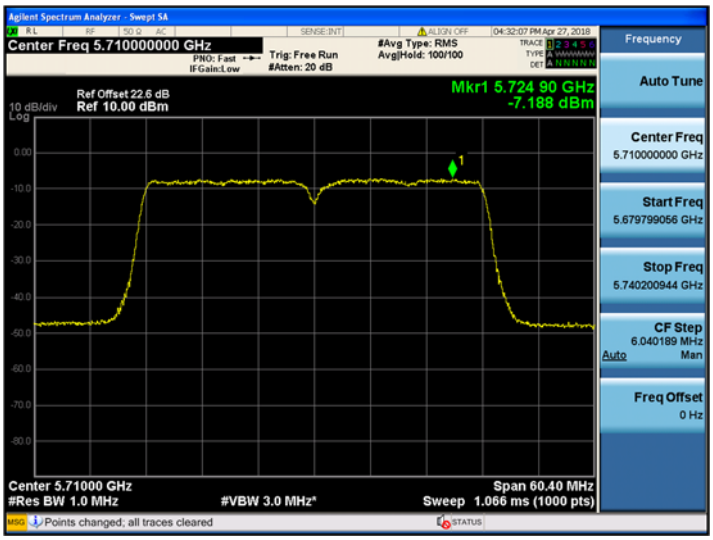	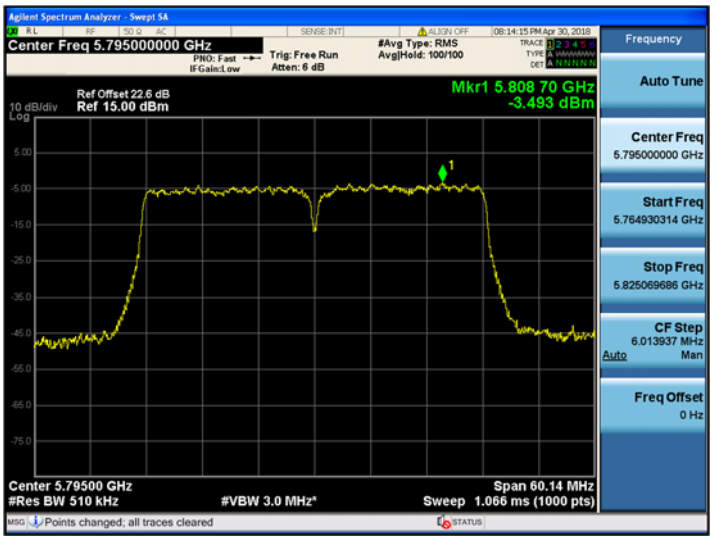

▣ TEST Plot for 802.11ac_VHT40_Ant.2

802.11ac_VHT40 UNII 1 BAND PSD CH 38	802.11ac_VHT40 UNII 2A BAND PSD CH 54
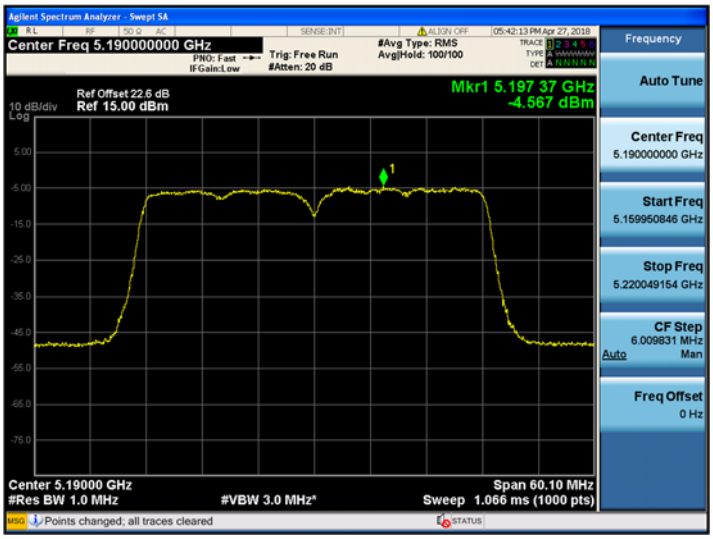	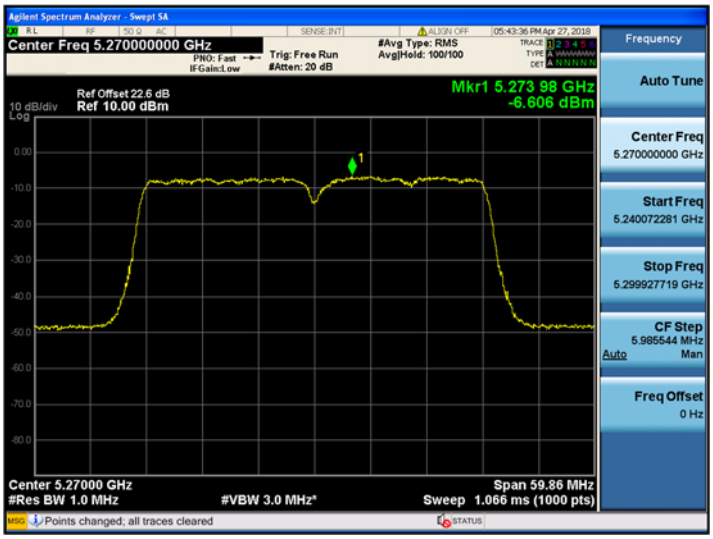
802.11ac_VHT40 UNII 2C BAND PSD CH 102	**802.11ac_VHT40 UNII 3 BAND PSD CH 151**
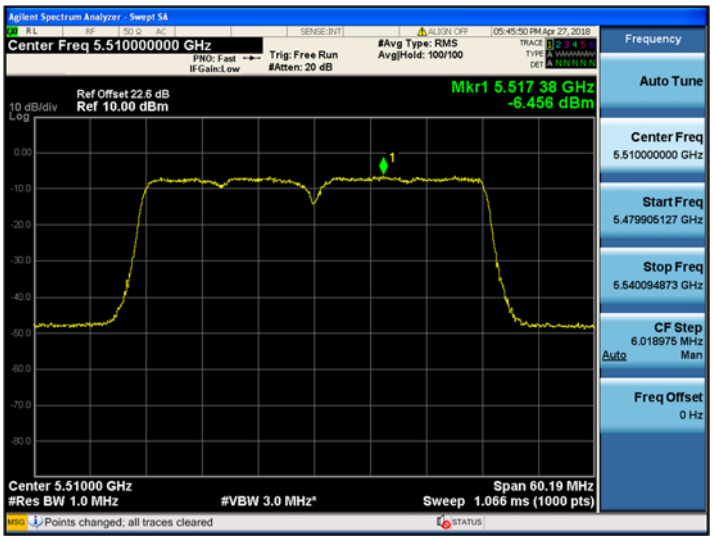	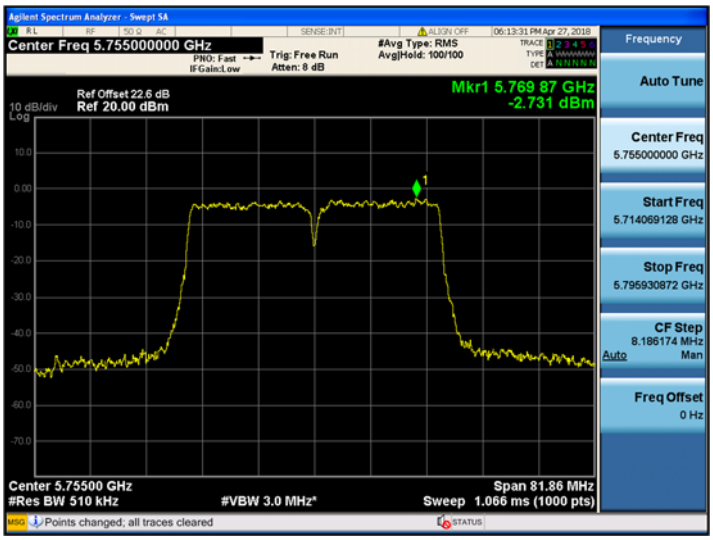

▣ TEST Plot for 802.11ac_VHT40_Ant.3

802.11ac_VHT40 UNII 1 BAND PSD CH 46	802.11ac_VHT40 UNII 2A BAND PSD CH 54
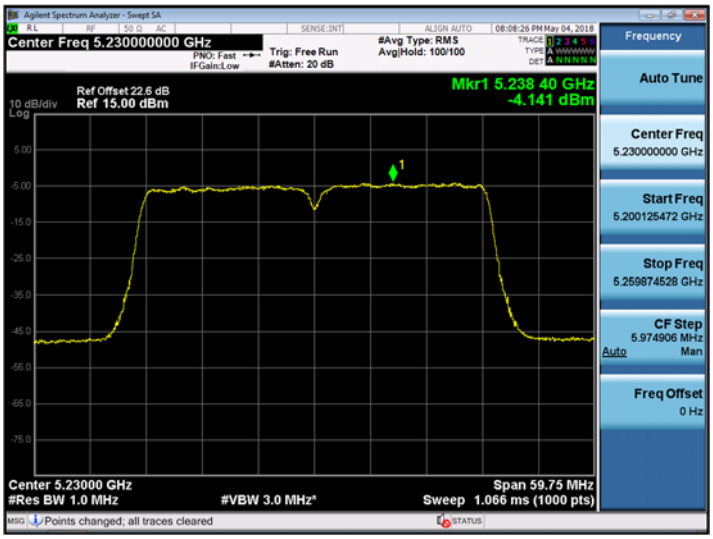	
802.11ac_VHT40 UNII 2C BAND PSD CH 102	**802.11ac_VHT40 UNII 3 BAND PSD CH 159**
	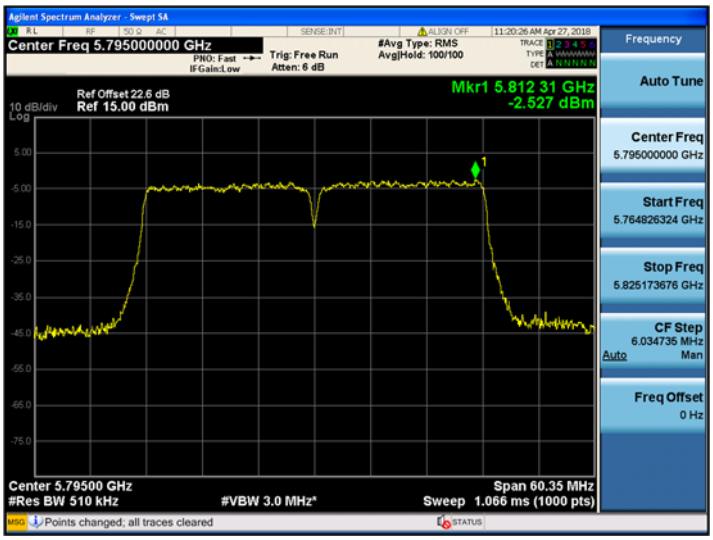

Ant.0

▣ TEST RESULTS

Conducted Power Density Measurements

Frequency (MHz)	Channel No.	Mode	Test Result				
			Measured Power Density (dBm)	Duty Cycle Factor (dB)	Measured Power Density(dBm) + Duty Cycle Factor	Limit (dBm)	Pass/Fail
5210	42	802.11ac _VHT80	-6.976	1.427	-5.549	16.51	Pass
5290	58		-8.884	1.427	-7.457	10.20	Pass
5530	106		-8.869	1.249	-7.620	10.52	Pass
5610	122		-9.220	1.427	-7.793		Pass
5690	138		-9.393	1.362	-8.031		Pass
5775	155		-5.586	0.753	-4.833	29.52	Pass

Ant.1

▣ TEST RESULTS

Conducted Power Density Measurements

Frequency (MHz)	Channel No.	Mode	Test Result				
			Measured Power Density (dBm)	Duty Cycle Factor (dB)	Measured Power Density(dBm) + Duty Cycle Factor	Limit (dBm)	Pass/Fail
5210	42	802.11ac _VHT80	-8.105	1.427	-6.678	16.51	Pass
5290	58		-10.098	1.427	-8.671	10.20	Pass
5530	106		-10.246	1.427	-8.819	10.52	Pass
5610	122		-10.669	1.362	-9.307		Pass
5690	138		-10.386	1.427	-8.959		Pass
5775	155		-5.773	1.427	-4.346	29.52	Pass

Ant.2

▣ TEST RESULTS

Conducted Power Density Measurements

Frequency (MHz)	Channel No.	Mode	Test Result				
			Measured Power Density (dBm)	Duty Cycle Factor (dB)	Measured Power Density(dBm) + Duty Cycle Factor	Limit (dBm)	Pass/Fail
5210	42	802.11ac _VHT80	-6.995	1.427	-5.568	16.51	Pass
5290	58		-9.381	1.427	-7.954	10.20	Pass
5530	106		-9.259	1.427	-7.832	10.52	Pass
5610	122		-9.726	1.200	-8.526		Pass
5690	138		-10.080	1.427	-8.653		Pass
5775	155		-5.044	1.112	-3.932	29.52	Pass

Ant.3

▣ TEST RESULTS

Conducted Power Density Measurements

Frequency (MHz)	Channel No.	Mode	Test Result				
			Measured Power Density (dBm)	Duty Cycle Factor (dB)	Measured Power Density(dBm) + Duty Cycle Factor	Limit (dBm)	Pass/Fail
5210	42	802.11ac _VHT80	-7.516	1.427	-6.089	16.51	Pass
5290	58		-8.719	1.427	-7.292	10.20	Pass
5530	106		-10.213	1.427	-8.786	10.52	Pass
5610	122		-10.145	1.427	-8.718		Pass
5690	138		-10.151	1.249	-8.902		Pass
5775	155		-4.782	1.249	-3.533	29.52	Pass

▣ **Sum Data of Ant.0 and Ant.1 and Ant.2 and Ant.3**

▣ **TEST RESULTS**

Conducted Power Density Measurements

Frequency (MHz)	Channel No.	Mode	Test Result		
			Measured Power Density (dBm)	Limit (dBm)	Pass/Fail
5210	42	802.11ac _VHT80	0.06	10.49	Pass
5290	58		-1.81	4.18	Pass
5530	106		-2.23	4.50	Pass
5610	122		-2.55		Pass
5690	138		-2.61		Pass
5775	155		1.87	23.50	Pass