▣ TEST Plot for 802.11ac_VHT80_Ant.0

802.11ac_VHT80 UNII 1 BAND PSD CH 42	802.11ac_VHT80 UNII 2A BAND PSD CH 58
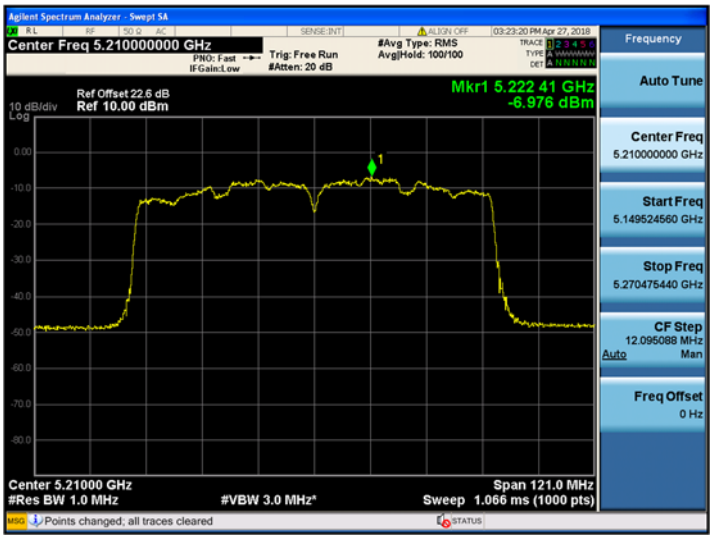	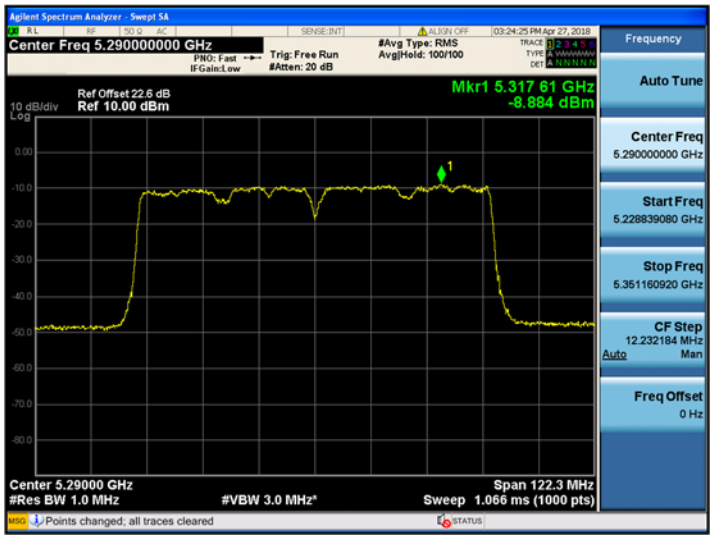
802.11ac_VHT80 UNII 2C BAND PSD CH 106	**802.11ac_VHT80 UNII 3 BAND PSD CH 155**
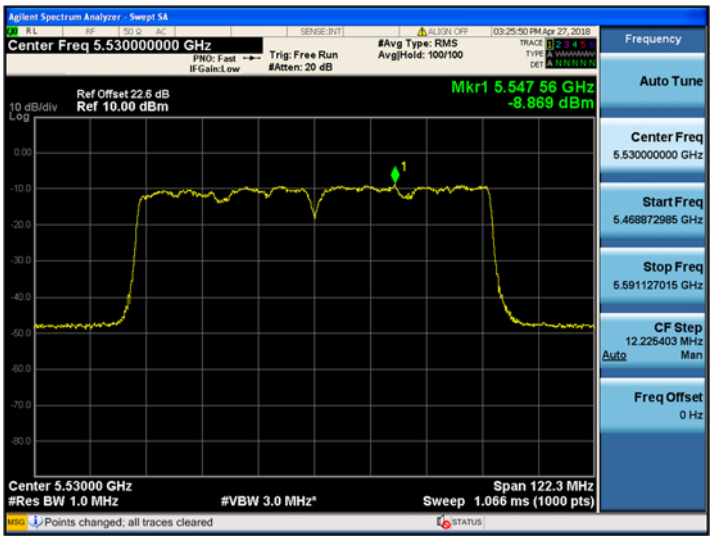	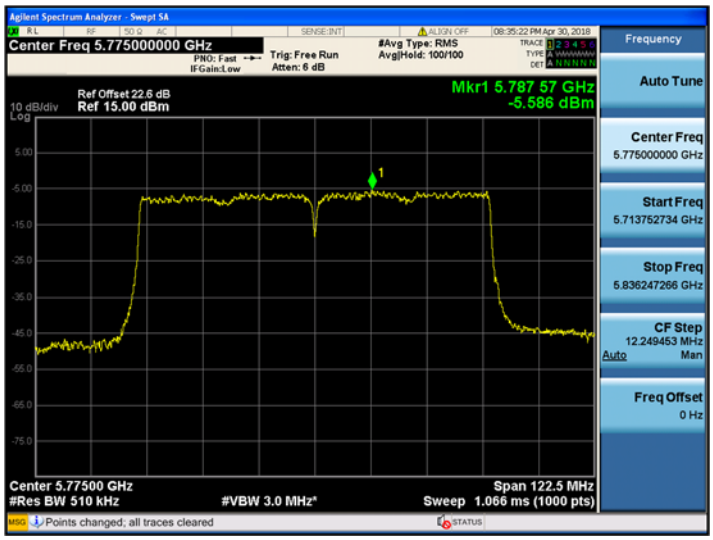

▣ TEST Plot for 802.11ac_VHT80_Ant.1

802.11ac_VHT80 UNII 1 BAND PSD CH 42	802.11ac_VHT80 UNII 2A BAND PSD CH 58
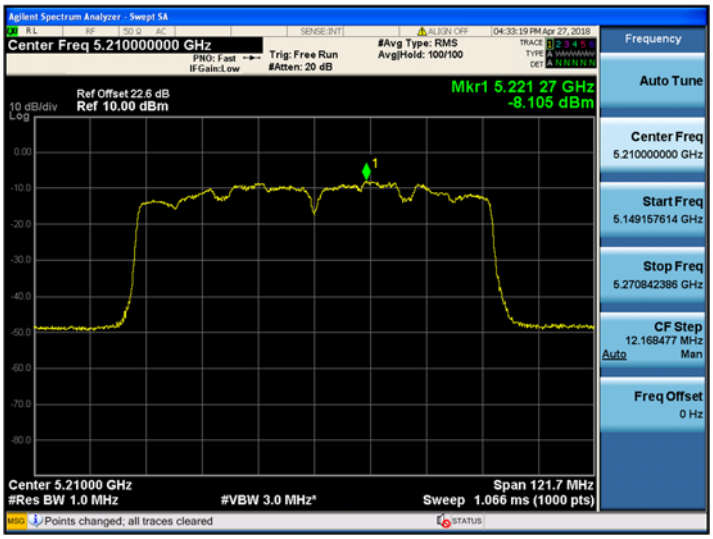	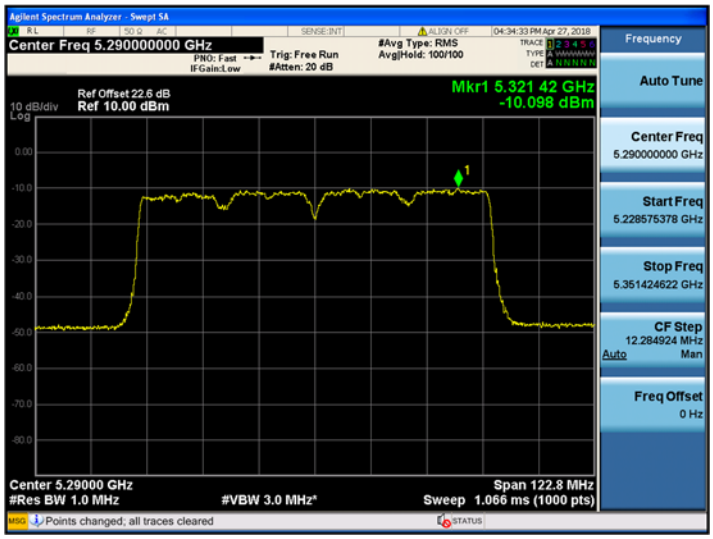
802.11ac_VHT80 UNII 2C BAND PSD CH 106	**802.11ac_VHT80 UNII 3 BAND PSD CH 155**
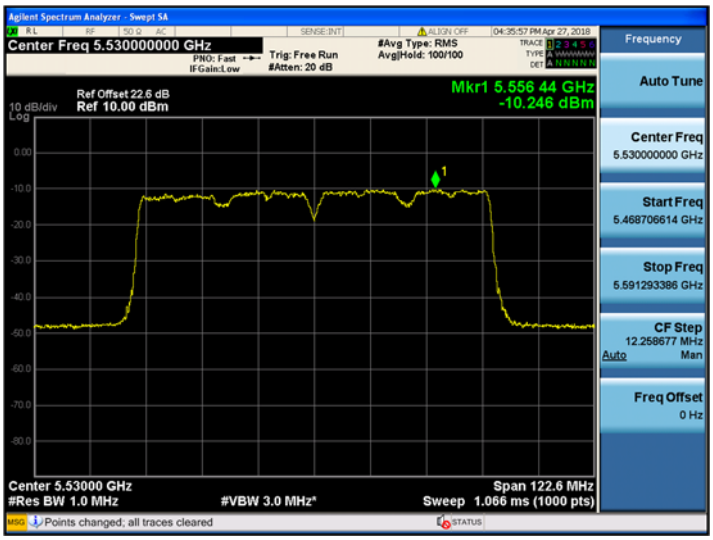	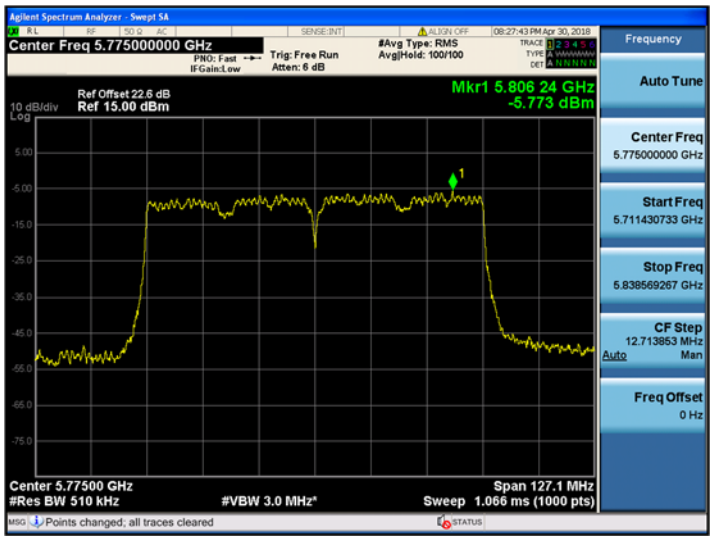

▣ TEST Plot for 802.11ac_VHT80_Ant.2

802.11ac_VHT80 UNII 1 BAND PSD CH 42	802.11ac_VHT80 UNII 2A BAND PSD CH 58
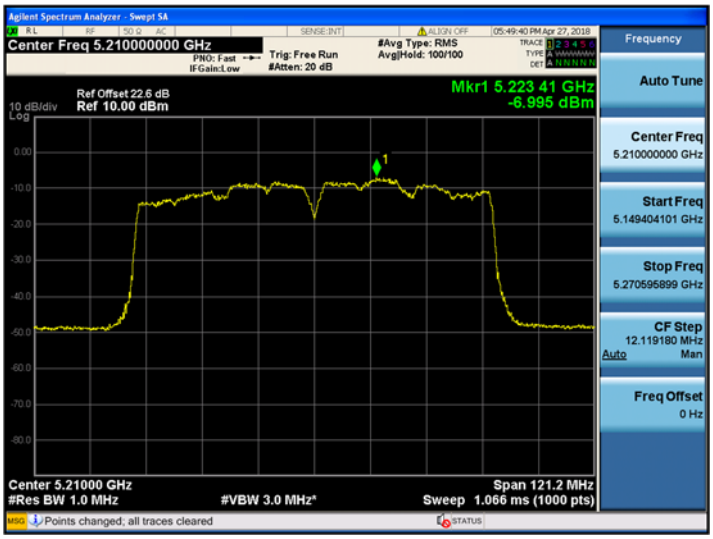	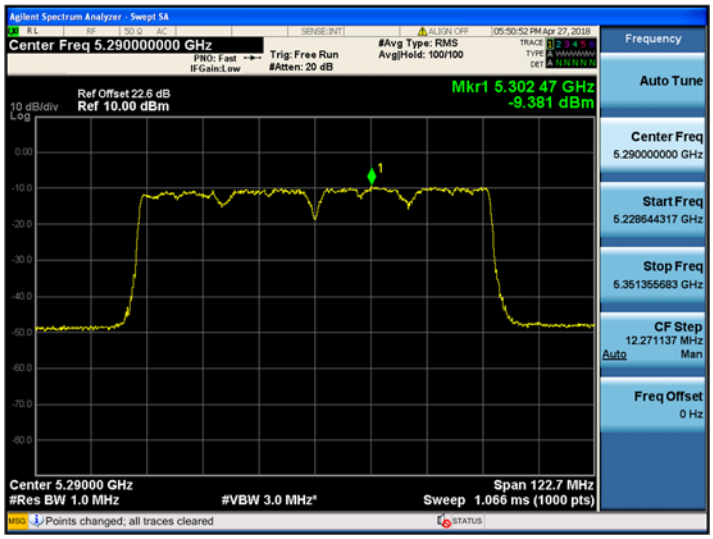
802.11ac_VHT80 UNII 2C BAND PSD CH 106	**802.11ac_VHT80 UNII 3 BAND PSD CH 155**
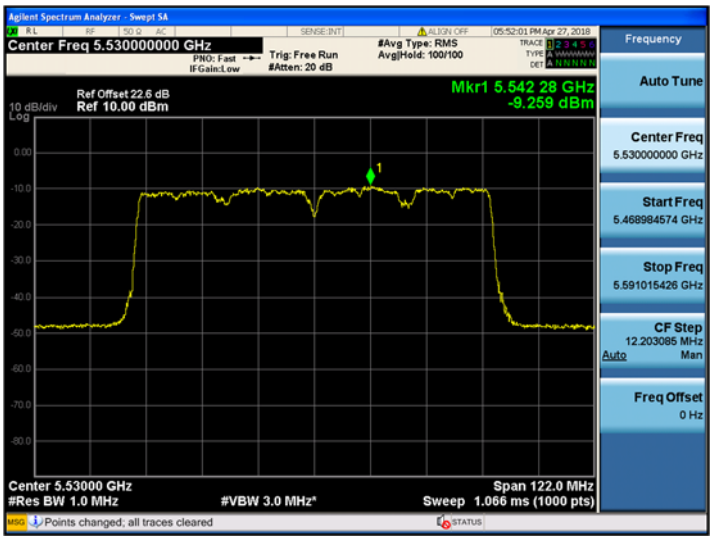	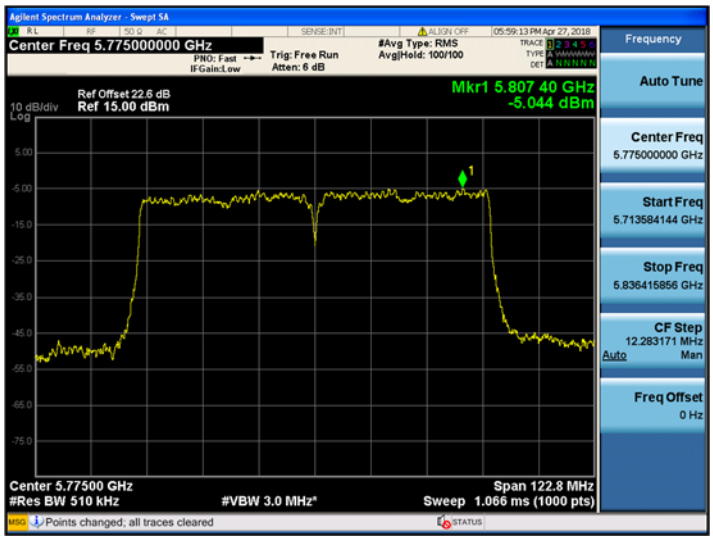

▣ TEST Plot for 802.11ac_VHT80_Ant.3

802.11ac_VHT80 UNII 1 BAND PSD CH 42	802.11ac_VHT80 UNII 2A BAND PSD CH 58
	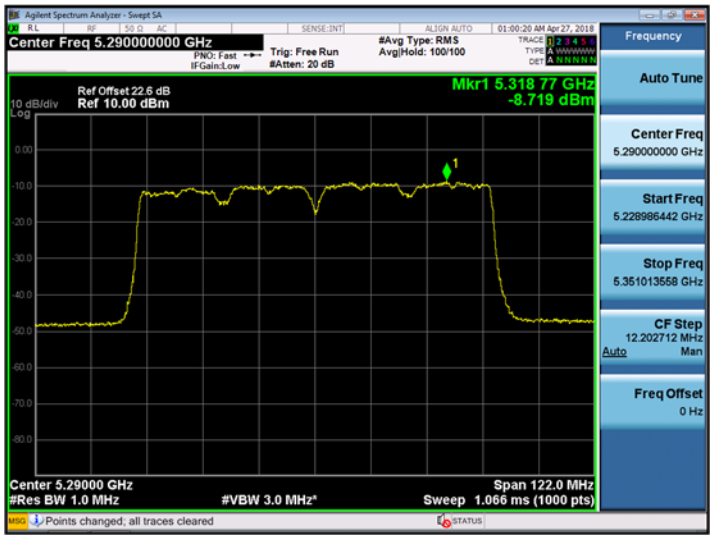
802.11ac_VHT80 UNII 2C BAND PSD CH 122	**802.11ac_VHT80 UNII 3 BAND PSD CH 155**
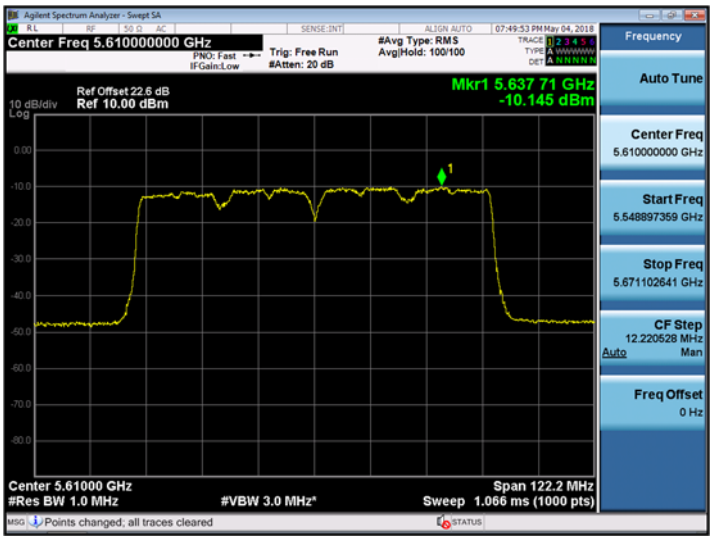	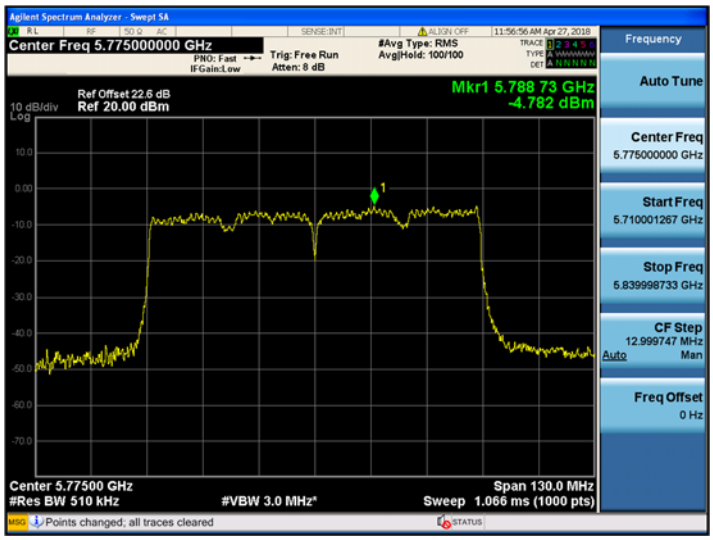

Ant.0, 2

▣ TEST RESULTS

Conducted Power Density Measurements

Frequency (MHz)	Channel No.	Mode	Test Result				
			Measured Power Density (dBm)	Duty Cycle Factor (dB)	Measured Power Density(dBm) + Duty Cycle Factor	Limit (dBm)	Pass/Fail
5210	42	802.11ac _VHT160	-8.664	0.974	-7.690	16.51	Pass
5290	58		-8.714	0.974	-7.740	10.20	Pass
5530	106		-9.109	1.644	-7.465	10.52	Pass
5610	122		-9.611	1.644	-7.967		Pass

Ant.1, 3

▣ TEST RESULTS

Conducted Power Density Measurements

Frequency (MHz)	Channel No.	Mode	Test Result				
			Measured Power Density (dBm)	Duty Cycle Factor (dB)	Measured Power Density(dBm) + Duty Cycle Factor	Limit (dBm)	Pass/Fail
5210	42	802.11ac _VHT160	-10.000	1.644	-8.356	16.51	Pass
5290	58		-8.283	1.644	-6.639	10.20	Pass
5530	106		-9.973	1.378	-8.595	10.52	Pass
5610	122		-10.051	1.498	-8.553		Pass

▣ **Sum Data of Ant.0, 2 and Ant.1, 3**

▣ **TEST RESULTS**

Conducted Power Density Measurements

Frequency (MHz)	Channel No.	Mode	Test Result				
			Measured Power Density (dBm)	Duty Cycle Factor (dB)	Measured Power Density(dBm) + Duty Cycle Factor	Limit (dBm)	Pass/Fail
5210	42	802.11ac _VHT160	-5.006	0.463	-4.54	10.49	Pass
5290	58		-4.162	0.463	-3.70	4.18	Pass
5530	106		-5.001	0.463	-4.54	4.50	Pass
5610	122		-5.245	0.463	-4.78		Pass

▣ TEST Plot for 802.11ac_VHT160_Ant.0, 2

802.11ac_VHT160 PSD CH 42	802.11ac_VHT160 PSD CH 58
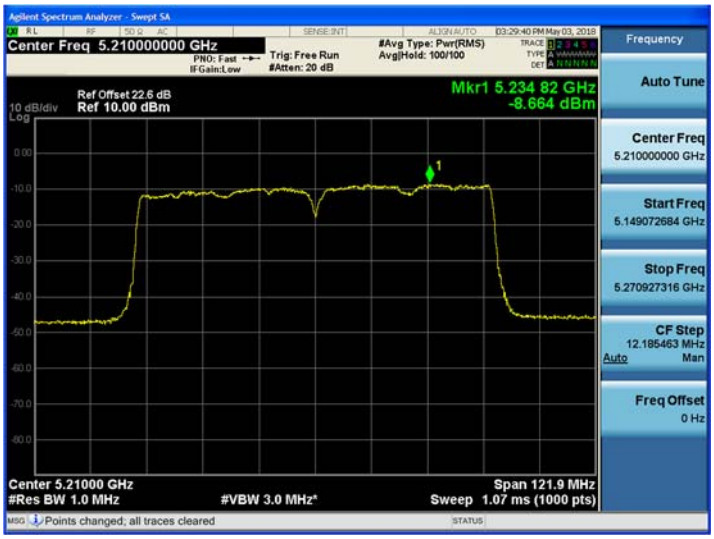	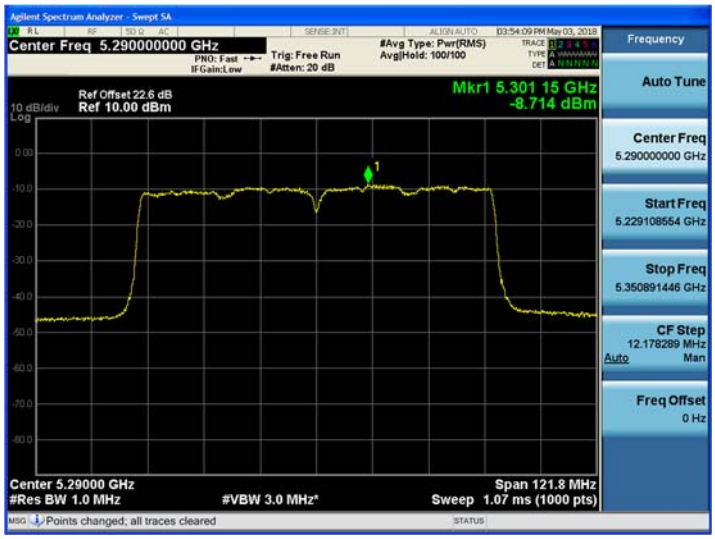
802.11ac_VHT160 PSD CH 106	**802.11ac_VHT160 PSD CH 122**
	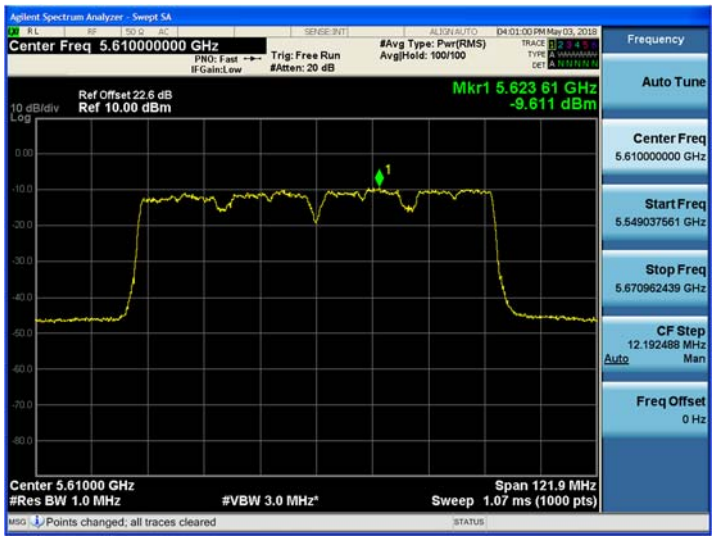

▣ TEST Plot for 802.11ac_VHT160_Ant.1, 3

802.11ac_VHT160 PSD CH 42	802.11ac_VHT160 PSD CH 58
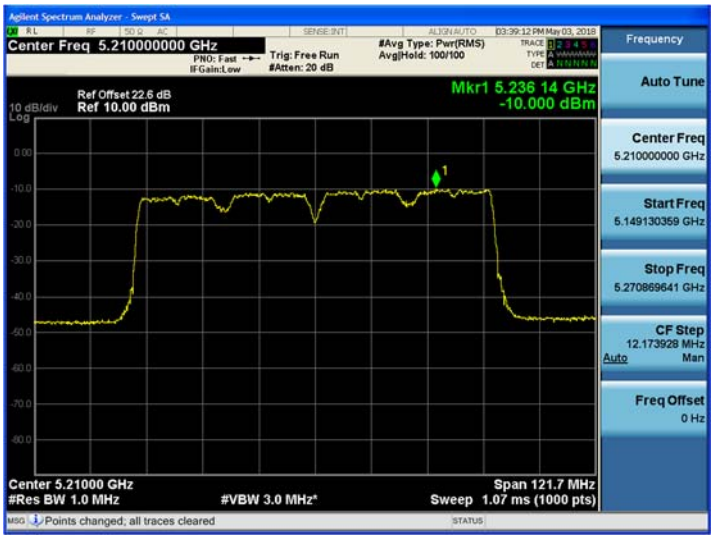	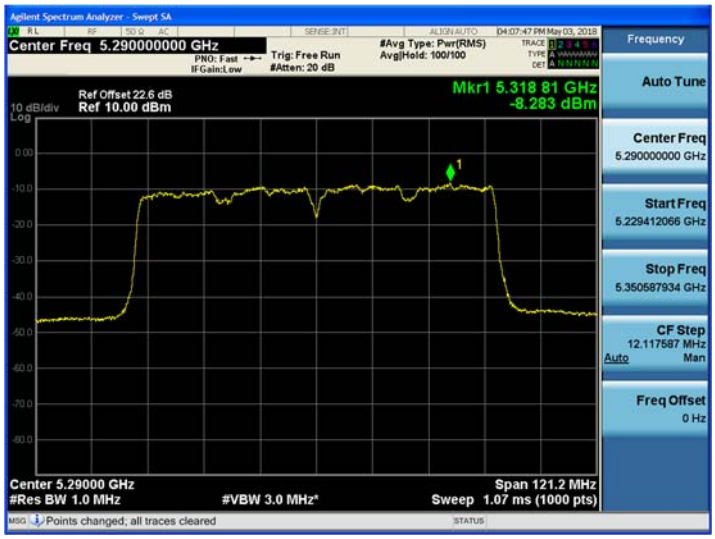
802.11ac_VHT160 PSD CH 106	**802.11ac_VHT160 PSD CH 122**
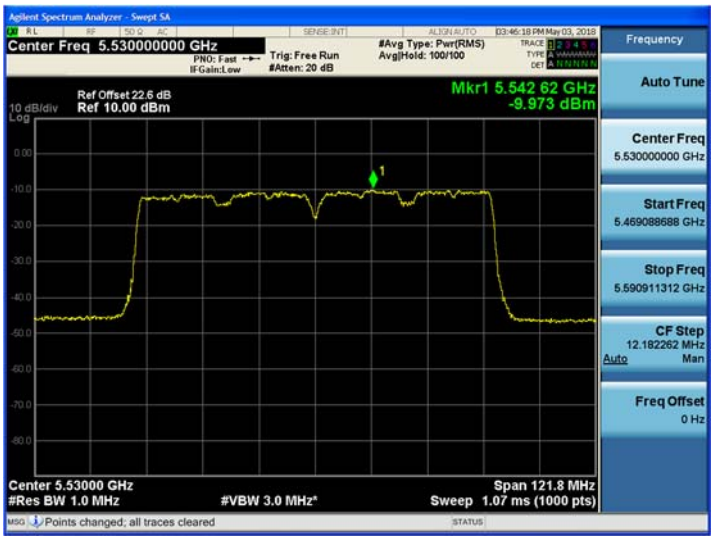	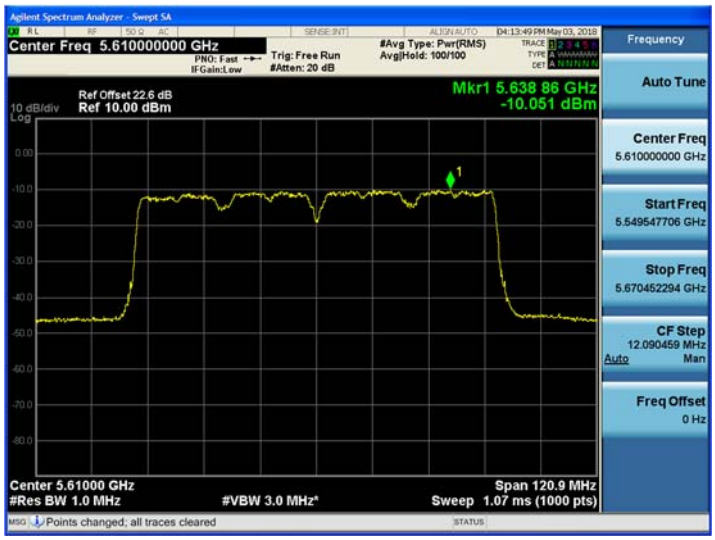

▣Straddle channels TEST RESULTS for 802.11a/n_HT20/ac_VHT20_Ant 0

Conducted Power Density Measurements (UNII 2C Band 5720MHz)

Frequency (MHz)	Channel No.	Mode	Test Result				
			Measured Power Density (dBm)	Duty Cycle Factor (dB)	Measured Power Density(dBm) + Duty Cycle Factor	Limit (dBm)	Pass/Fail
5720	144	802.11a	-3.590	0.220	-3.370	10.52	Pass
		802.11n	-3.753	0.393	-3.360	10.52	Pass
		802.11ac	-3.786	0.578	-3.208	10.52	Pass

Conducted Power Density Measurements (UNII 3 Band 5720MHz)

Frequency (MHz)	Channel No.	Mode	Test Result				
			Measured Power Density (dBm)	Duty Cycle Factor (dB)	Measured Power Density(dBm) + Duty Cycle Factor	Limit (dBm)	Pass/Fail
5720	144	802.11a	-6.935	0.220	-6.715	29.52	Pass
		802.11n	-7.017	0.393	-6.624	29.52	Pass
		802.11ac	-6.678	0.578	-6.100	29.52	Pass

▣Straddle channels TEST Plot for 802.11a/n_HT20/ac_VHT20_Ant 0

802.11a UNII 2C Band PSD CH.144	802.11a UNII 3 Band PSD CH.144
802.11n_HT20 UNII 2C Band PSD CH.144	**802.11n_HT20 UNII 3 Band PSD CH.144**

802.11ac_VHT20 UNII 2C Band PSD CH.144	802.11ac_VHT20 UNII 3 Band PSD CH.144
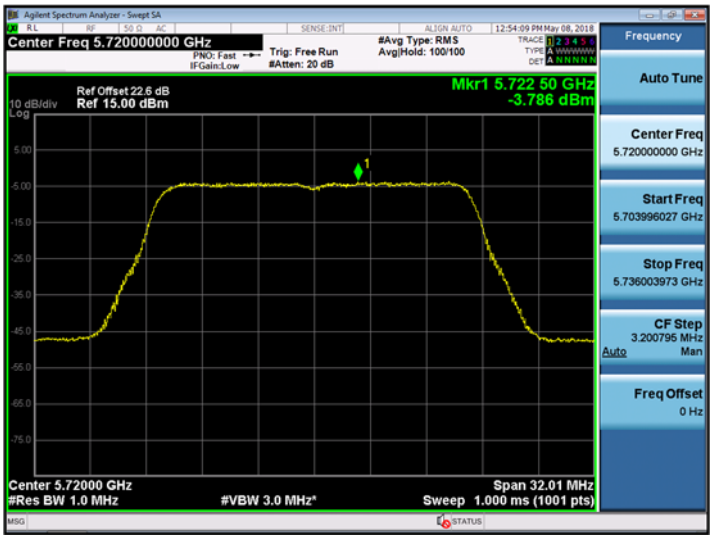	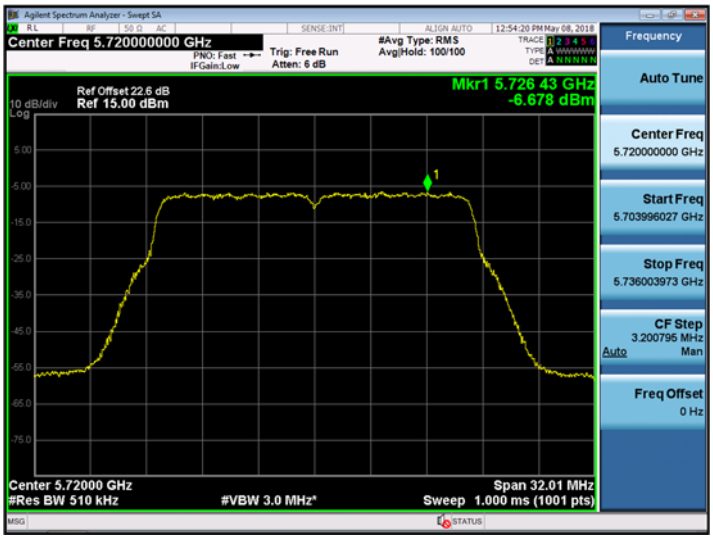

▣Straddle channels TEST RESULTS for 802.11a/n_HT20/ac_VHT20_Ant 1

Conducted Power Density Measurements (UNII 2C Band 5720MHz)

Frequency (MHz)	Channel No.	Mode	Test Result				
			Measured Power Density (dBm)	Duty Cycle Factor (dB)	Measured Power Density(dBm) + Duty Cycle Factor	Limit (dBm)	Pass/Fail
5720	144	802.11a	-3.882	0.388	-3.494	10.52	Pass
		802.11n	-4.326	0.418	-3.908	10.52	Pass
		802.11ac	-3.875	0.578	-3.297	10.52	Pass

Conducted Power Density Measurements (UNII 3 Band 5720MHz)

Frequency (MHz)	Channel No.	Mode	Test Result				
			Measured Power Density (dBm)	Duty Cycle Factor (dB)	Measured Power Density(dBm) + Duty Cycle Factor	Limit (dBm)	Pass/Fail
5720	144	802.11a	-6.769	0.388	-6.381	29.52	Pass
		802.11n	-6.912	0.418	-6.494	29.52	Pass
		802.11ac	-6.931	0.578	-6.353	29.52	Pass

▣Straddle channels TEST Plot for 802.11a/n_HT20/ac_VHT20_Ant 1

802.11a UNII 2C Band PSD CH.144	802.11a UNII 3 Band PSD CH.144
802.11n_HT20 UNII 2C Band PSD CH.144	**802.11n_HT20 UNII 3 Band PSD CH.144**

802.11ac_VHT20 UNII 2C Band PSD CH.144	802.11ac_VHT20 UNII 3 Band PSD CH.144
	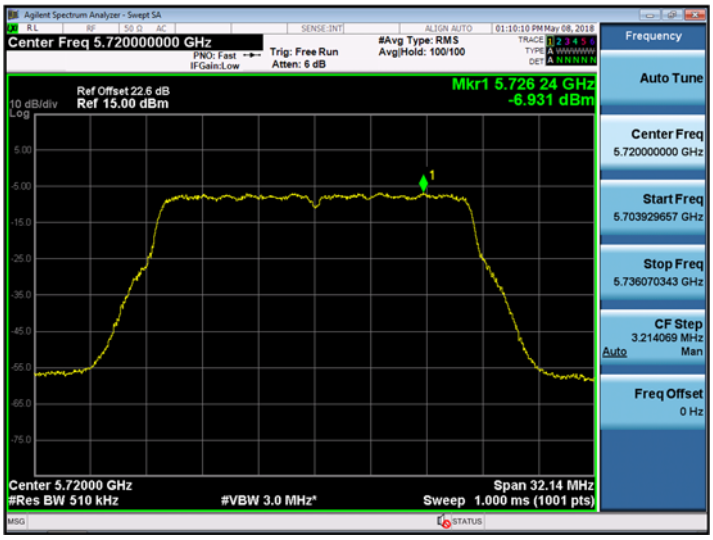

▣Straddle channels TEST RESULTS for 802.11a/n_HT20/ac_VHT20_Ant 2

Conducted Power Density Measurements (UNII 2C Band 5720MHz)

Frequency (MHz)	Channel No.	Mode	Test Result				
			Measured Power Density (dBm)	Duty Cycle Factor (dB)	Measured Power Density(dBm) + Duty Cycle Factor	Limit (dBm)	Pass/Fail
5720	144	802.11a	-3.758	0.358	-3.400	10.52	Pass
		802.11n	-4.155	0.418	-3.737	10.52	Pass
		802.11ac	-3.911	0.502	-3.409	10.52	Pass

Conducted Power Density Measurements (UNII 3 Band 5720MHz)

Frequency (MHz)	Channel No.	Mode	Test Result				
			Measured Power Density (dBm)	Duty Cycle Factor (dB)	Measured Power Density(dBm) + Duty Cycle Factor	Limit (dBm)	Pass/Fail
5720	144	802.11a	-6.461	0.358	-6.103	29.52	Pass
		802.11n	-6.941	0.418	-6.523	29.52	Pass
		802.11ac	-6.833	0.502	-6.331	29.52	Pass

▣Straddle channels TEST Plot for 802.11a/n_HT20/ac_VHT20_Ant 2

802.11a UNII 2C Band PSD CH.144	802.11a UNII 3 Band PSD CH.144
802.11n_HT20 UNII 2C Band PSD CH.144	**802.11n_HT20 UNII 3 Band PSD CH.144**

802.11ac_VHT20 UNII 2C Band PSD CH.144	802.11ac_VHT20 UNII 3 Band PSD CH.144
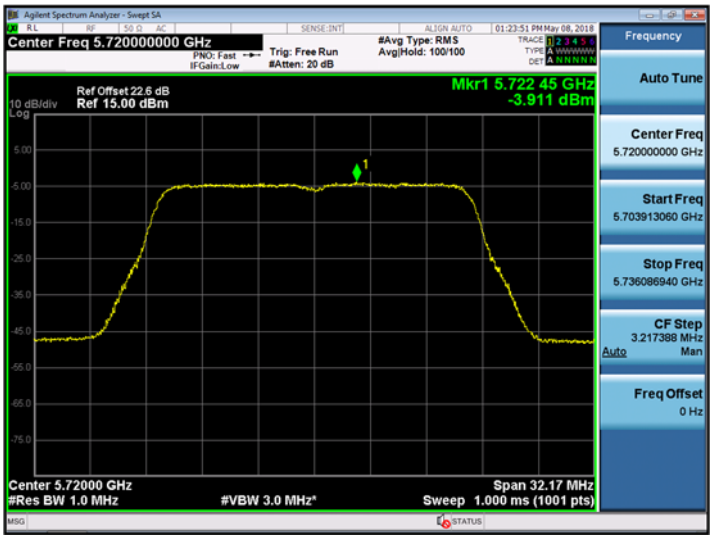	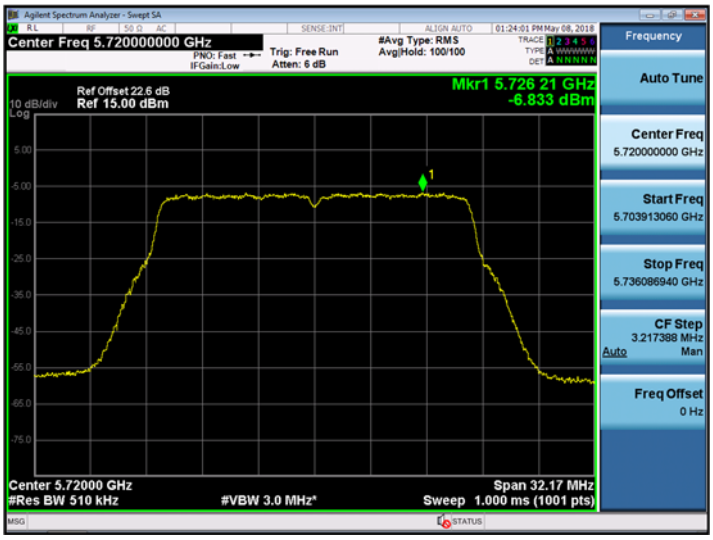

▣Straddle channels TEST RESULTS for 802.11a/n_HT20/ac_VHT20_Ant 3

Conducted Power Density Measurements (UNII 2C Band 5720MHz)

Frequency (MHz)	Channel No.	Mode	Test Result				
			Measured Power Density (dBm)	Duty Cycle Factor (dB)	Measured Power Density(dBm) + Duty Cycle Factor	Limit (dBm)	Pass/Fail
5720	144	802.11a	-3.983	0.388	-3.595	10.52	Pass
		802.11n	-4.419	0.418	-4.001	10.52	Pass
		802.11ac	-4.217	0.578	-3.639	10.52	Pass

Conducted Power Density Measurements (UNII 3 Band 5720MHz)

Frequency (MHz)	Channel No.	Mode	Test Result				
			Measured Power Density (dBm)	Duty Cycle Factor (dB)	Measured Power Density(dBm) + Duty Cycle Factor	Limit (dBm)	Pass/Fail
5720	144	802.11a	-6.748	0.388	-6.360	29.52	Pass
		802.11n	-7.304	0.418	-6.886	29.52	Pass
		802.11ac	-7.147	0.578	-6.569	29.52	Pass