▣ TEST Plot for 802.11ac_VHT160_Ant.1, 3

802.11ac_VHT160 PSD CH 42	802.11ac_VHT160 PSD CH 58
802.11ac_VHT160 PSD CH 106	**802.11ac_VHT160 PSD CH 122**

▣Straddle channels TEST RESULTS for 802.11a/n_HT20/ac_VHT20_Ant 0

Conducted Power Density Measurements (UNII 2C Band 5720MHz)

Frequency (MHz)	Channel No.	Mode	Test Result				
			Measured Power Density (dBm)	Duty Cycle Factor (dB)	Measured Power Density(dBm) + Duty Cycle Factor	Limit (dBm)	Pass/Fail
5720	144	802.11a	1.312	0.222	1.534	11	Pass
		802.11n	1.361	0.218	1.579	11	Pass
		802.11ac	1.115	0.065	1.180	11	Pass

Conducted Power Density Measurements (UNII 3 Band 5720MHz)

Frequency (MHz)	Channel No.	Mode	Test Result				
			Measured Power Density (dBm)	Duty Cycle Factor (dB)	Measured Power Density(dBm) + Duty Cycle Factor	Limit (dBm)	Pass/Fail
5720	144	802.11a	-1.742	0.222	-1.520	30	Pass
		802.11n	-1.992	0.218	-1.774	30	Pass
		802.11ac	-1.936	0.065	-1.871	30	Pass

▣Straddle channels TEST Plot for 802.11a/n_HT20/ac_VHT20_Ant 0

802.11a UNII 2C Band PSD CH.144	802.11a UNII 3 Band PSD CH.144
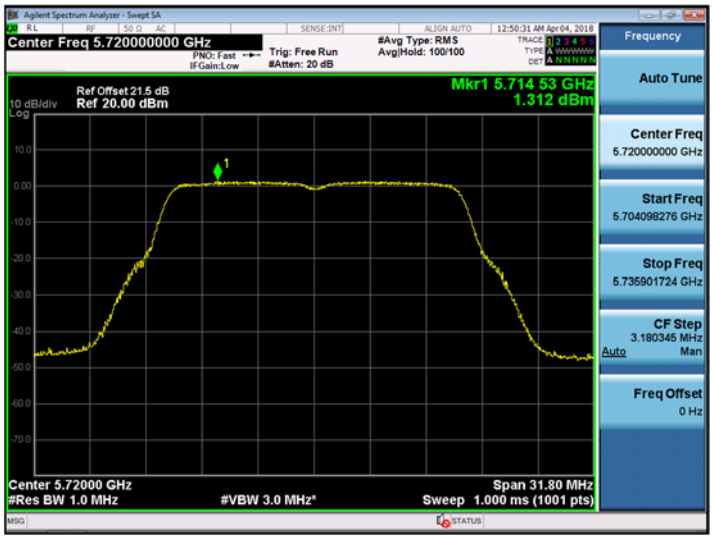	
802.11n_HT20 UNII 2C Band PSD CH.144	**802.11n_HT20 UNII 3 Band PSD CH.144**

802.11ac_VHT20 UNII 2C Band PSD CH.144	802.11ac_VHT20 UNII 3 Band PSD CH.144
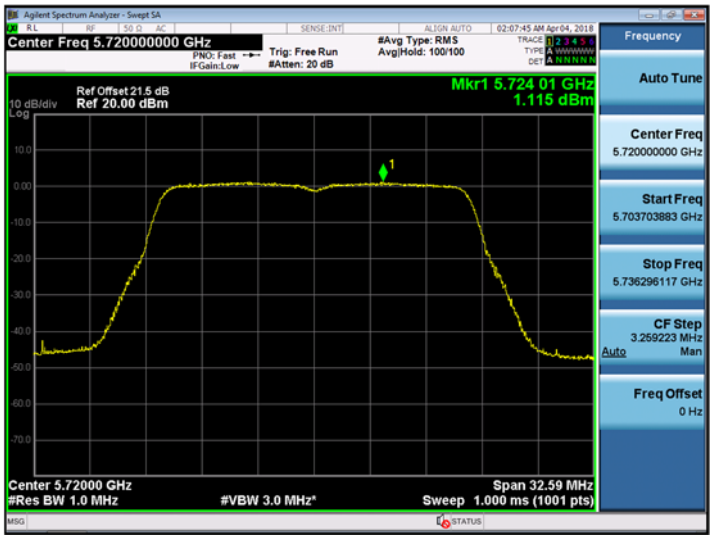	

▣Straddle channels TEST RESULTS for 802.11a/n_HT20/ac_VHT20_Ant 1

Conducted Power Density Measurements (UNII 2C Band 5720MHz)

Frequency (MHz)	Channel No.	Mode	Test Result				
			Measured Power Density (dBm)	Duty Cycle Factor (dB)	Measured Power Density(dBm) + Duty Cycle Factor	Limit (dBm)	Pass/Fail
5720	144	802.11a	1.976	0.222	2.198	11	Pass
		802.11n	1.723	0.218	1.941	11	Pass
		802.11ac	2.110	0.065	2.175	11	Pass

Conducted Power Density Measurements (UNII 3 Band 5720MHz)

Frequency (MHz)	Channel No.	Mode	Test Result				
			Measured Power Density (dBm)	Duty Cycle Factor (dB)	Measured Power Density(dBm) + Duty Cycle Factor	Limit (dBm)	Pass/Fail
5720	144	802.11a	-0.916	0.222	-0.694	30	Pass
		802.11n	-1.679	0.218	-1.461	30	Pass
		802.11ac	-1.132	0.065	-1.067	30	Pass

▣Straddle channels TEST Plot for 802.11a/n_HT20/ac_VHT20_Ant 1

802.11a UNII 2C Band PSD CH.144	802.11a UNII 3 Band PSD CH.144
802.11n_HT20 UNII 2C Band PSD CH.144	**802.11n_HT20 UNII 3 Band PSD CH.144**

802.11ac_VHT20 UNII 2C Band PSD CH.144	802.11ac_VHT20 UNII 3 Band PSD CH.144
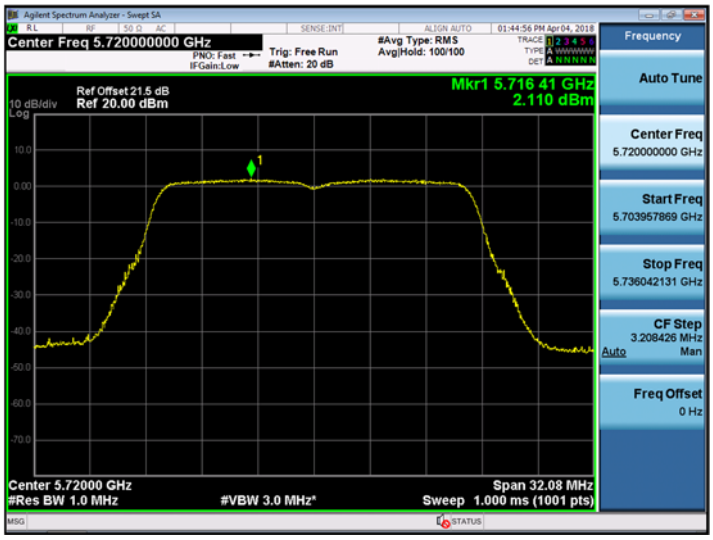	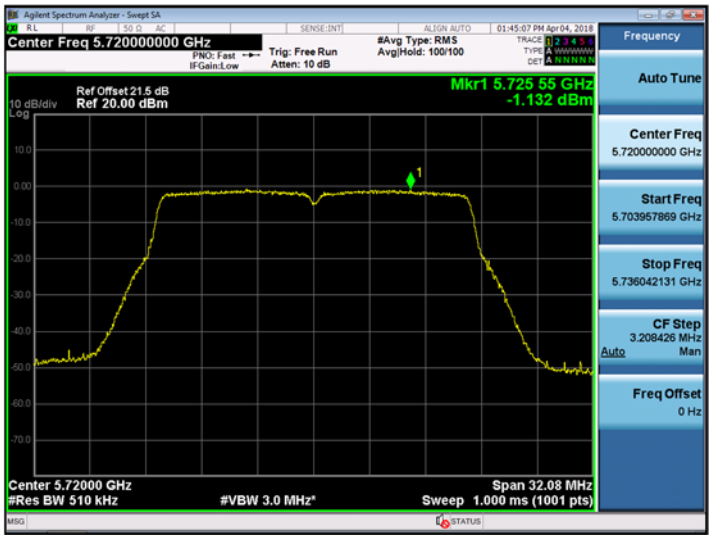

▣Straddle channels TEST RESULTS for 802.11a/n_HT20/ac_VHT20_Ant 2

Conducted Power Density Measurements (UNII 2C Band 5720MHz)

Frequency (MHz)	Channel No.	Mode	Test Result				
			Measured Power Density (dBm)	Duty Cycle Factor (dB)	Measured Power Density(dBm) + Duty Cycle Factor	Limit (dBm)	Pass/Fail
5720	144	802.11a	1.619	0.222	1.841	11	Pass
		802.11n	1.142	0.218	1.360	11	Pass
		802.11ac	1.424	0.065	1.489	11	Pass

Conducted Power Density Measurements (UNII 3 Band 5720MHz)

Frequency (MHz)	Channel No.	Mode	Test Result				
			Measured Power Density (dBm)	Duty Cycle Factor (dB)	Measured Power Density(dBm) + Duty Cycle Factor	Limit (dBm)	Pass/Fail
5720	144	802.11a	-1.470	0.222	-1.248	30	Pass
		802.11n	-2.066	0.218	-1.848	30	Pass
		802.11ac	-1.881	0.065	-1.816	30	Pass

▣Straddle channels TEST Plot for 802.11a/n_HT20/ac_VHT20_Ant 2

802.11a UNII 2C Band PSD CH.144	802.11a UNII 3 Band PSD CH.144
802.11n_HT20 UNII 2C Band PSD CH.144	**802.11n_HT20 UNII 3 Band PSD CH.144**

802.11ac_VHT20 UNII 2C Band PSD CH.144	802.11ac_VHT20 UNII 3 Band PSD CH.144
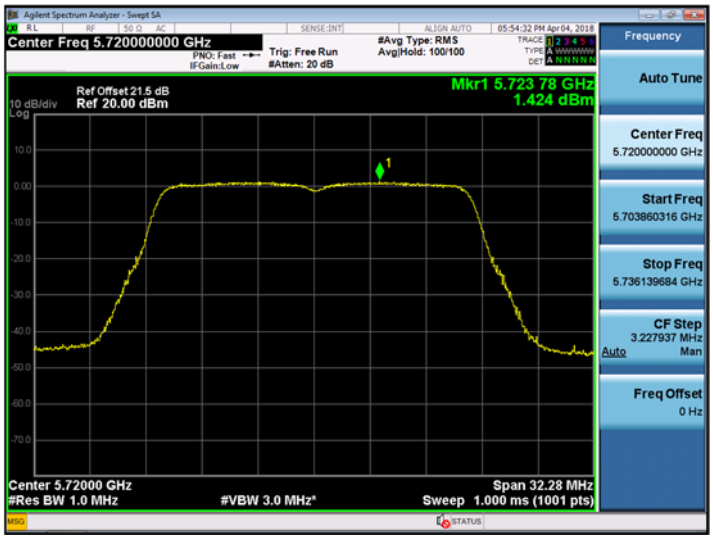	

▣Straddle channels TEST RESULTS for 802.11a/n_HT20/ac_VHT20_Ant 3

Conducted Power Density Measurements (UNII 2C Band 5720MHz)

Frequency (MHz)	Channel No.	Mode	Test Result				
			Measured Power Density (dBm)	Duty Cycle Factor (dB)	Measured Power Density(dBm) + Duty Cycle Factor	Limit (dBm)	Pass/Fail
5720	144	802.11a	1.723	0.222	1.945	11	Pass
		802.11n	1.472	0.218	1.690	11	Pass
		802.11ac	1.591	0.065	1.656	11	Pass

Conducted Power Density Measurements (UNII 3 Band 5720MHz)

Frequency (MHz)	Channel No.	Mode	Test Result				
			Measured Power Density (dBm)	Duty Cycle Factor (dB)	Measured Power Density(dBm) + Duty Cycle Factor	Limit (dBm)	Pass/Fail
5720	144	802.11a	-1.688	0.222	-1.466	30	Pass
		802.11n	-1.705	0.218	-1.487	30	Pass
		802.11ac	-1.712	0.065	-1.647	30	Pass

▣Straddle channels TEST Plot for 802.11a/n_HT20/ac_VHT20_Ant 3

802.11a UNII 2C Band PSD CH.144	802.11a UNII 3 Band PSD CH.144
802.11n_HT20 UNII 2C Band PSD CH.144	**802.11n_HT20 UNII 3 Band PSD CH.144**

802.11ac_VHT20 UNII 2C Band PSD CH.144	802.11ac_VHT20 UNII 3 Band PSD CH.144
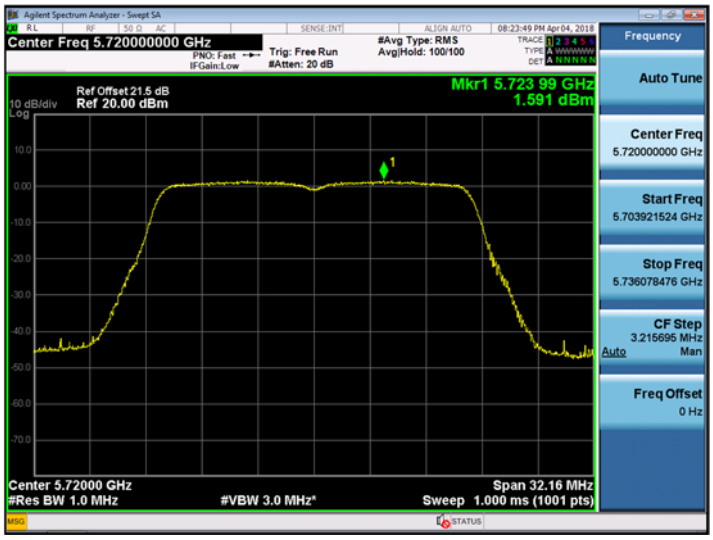	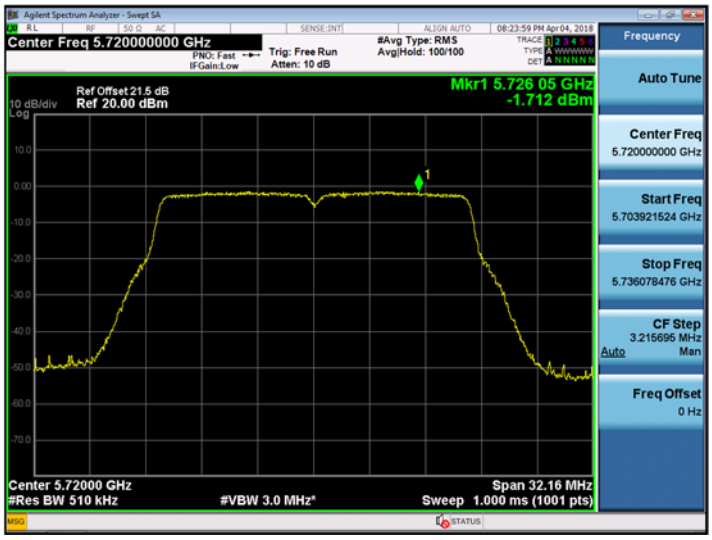

▣Straddle channels

TEST RESULTS for 802.11a/n_HT20/ac_VHT20_Sum Data of Ant.0 and Ant.1 and Ant.2 and Ant.3 (UNII 2C)

Conducted Power Density Measurements (UNII 2C Band 5720MHz)

Frequency (MHz)	Channel No.	Mode	Test Result		
			Measured Power Density (dBm)	Limit (dBm)	Pass/Fail
5720	144	802.11a	7.90	8.98	Pass
		802.11n	7.67	8.98	Pass
		802.11ac	7.65	8.98	Pass

TEST RESULTS for 802.11a/n_HT20/ac_VHT20_Sum Data of Ant.0 and Ant.1 (UNII 3)

Conducted Power Density Measurements (UNII 3 Band 5720MHz)

Frequency (MHz)	Channel No.	Mode	Test Result		
			Measured Power Density (dBm)	Limit (dBm)	Pass/Fail
5720	144	802.11a	4.79	27.98	Pass
		802.11n	4.38	27.98	Pass
		802.11ac	4.43	27.98	Pass

▣Straddle channels TEST RESULTS for 802.11n_HT40/ac_VHT40_Ant 0

Conducted Power Density Measurements (UNII 2C Band 5710MHz)

Frequency (MHz)	Channel No.	Mode	Test Result				
			Measured Power Density (dBm)	Duty Cycle Factor (dB)	Measured Power Density(dBm) + Duty Cycle Factor	Limit (dBm)	Pass/Fail
5710	142	802.11n	-1.174	0.433	-0.741	11	Pass
		802.11ac	-0.792	0.130	-0.662	11	Pass

Conducted Power Density Measurements (UNII 3 Band 5710MHz)

Frequency (MHz)	Channel No.	Mode	Test Result				
			Measured Power Density (dBm)	Duty Cycle Factor (dB)	Measured Power Density(dBm) + Duty Cycle Factor	Limit (dBm)	Pass/Fail
5710	142	802.11n	-4.910	0.433	-4.477	30	Pass
		802.11ac	-4.799	0.130	-4.669	30	Pass

▣Straddle channels TEST Plot for 802.11n_HT40/ac_VHT40_Ant 0

802.11n_HT40 UNII 2C Band PSD CH.142	802.11n_HT40 UNII 3 Band PSD CH.142
	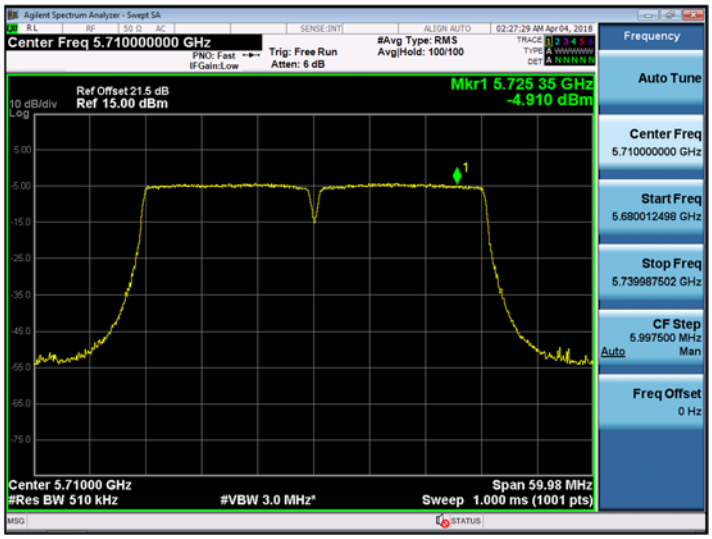
802.11ac_VHT40 UNII 2C Band PSD CH.142	**802.11ac_VHT40 UNII 3 Band PSD CH.142**
	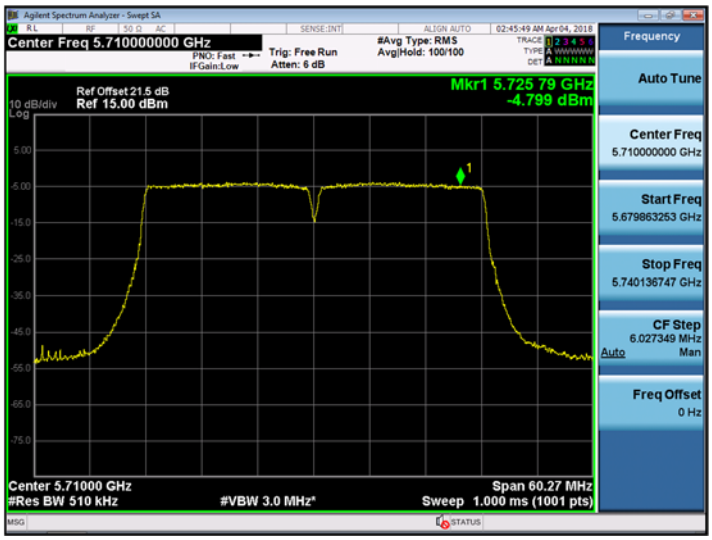

▣Straddle channels TEST RESULTS for 802.11n_HT40/ac_VHT40_Ant 1

Conducted Power Density Measurements (UNII 2C Band 5710MHz)

Frequency (MHz)	Channel No.	Mode	Test Result				
			Measured Power Density (dBm)	Duty Cycle Factor (dB)	Measured Power Density(dBm) + Duty Cycle Factor	Limit (dBm)	Pass/Fail
5710	142	802.11n	-0.561	0.433	-0.128	11	Pass
		802.11ac	-0.394	0.130	-0.264	11	Pass

Conducted Power Density Measurements (UNII 3 Band 5710MHz)

Frequency (MHz)	Channel No.	Mode	Test Result				
			Measured Power Density (dBm)	Duty Cycle Factor (dB)	Measured Power Density(dBm) + Duty Cycle Factor	Limit (dBm)	Pass/Fail
5710	142	802.11n	-4.028	0.433	-3.595	30	Pass
		802.11ac	-4.062	0.130	-3.932	30	Pass

▣Straddle channels TEST Plot for 802.11n_HT40/ac_VHT40_Ant 1

802.11n_HT40 UNII 2C Band PSD CH.142	802.11n_HT40 UNII 3 Band PSD CH.142
	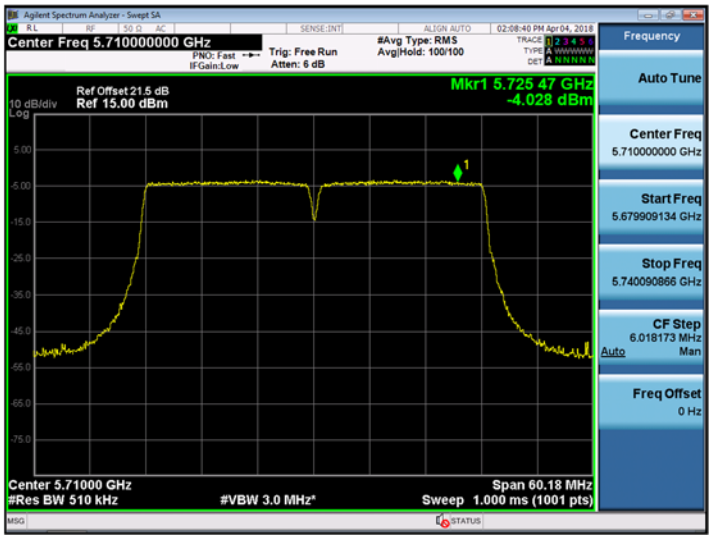
802.11ac_VHT40 UNII 2C Band PSD CH.142	**802.11ac_VHT40 UNII 3 Band PSD CH.142**
	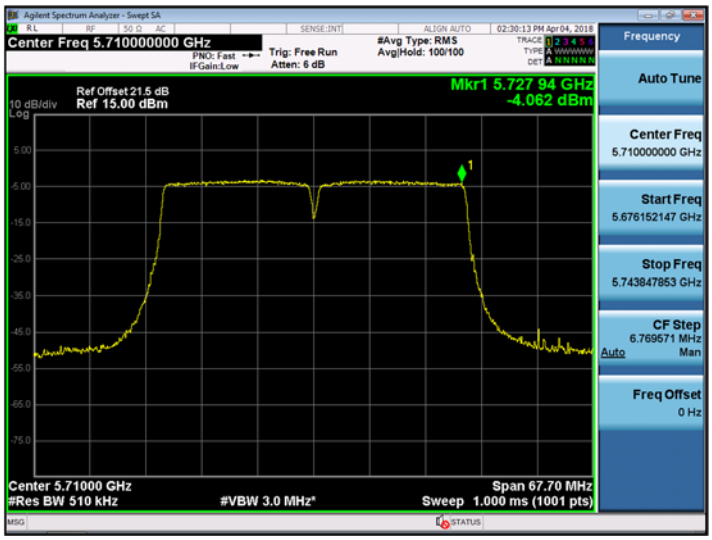

▣Straddle channels TEST RESULTS for 802.11n_HT40/ac_VHT40_Ant 2

Conducted Power Density Measurements (UNII 2C Band 5710MHz)

Frequency (MHz)	Channel No.	Mode	Test Result				
			Measured Power Density (dBm)	Duty Cycle Factor (dB)	Measured Power Density(dBm) + Duty Cycle Factor	Limit (dBm)	Pass/Fail
5710	142	802.11n	-1.490	0.433	-1.057	11	Pass
		802.11ac	-0.847	0.130	-0.717	11	Pass

Conducted Power Density Measurements (UNII 3 Band 5710MHz)

Frequency (MHz)	Channel No.	Mode	Test Result				
			Measured Power Density (dBm)	Duty Cycle Factor (dB)	Measured Power Density(dBm) + Duty Cycle Factor	Limit (dBm)	Pass/Fail
5710	142	802.11n	-4.860	0.433	-4.427	30	Pass
		802.11ac	-4.649	0.130	-4.519	30	Pass