## ▣Straddle channels TEST Plot for 802.11a/n_HT20_Ant 0

| 802.11a UNII 2C Band Average Power CH.144 | 802.11a UNII 3 Band Average Power CH.144 |
|---|---|
| 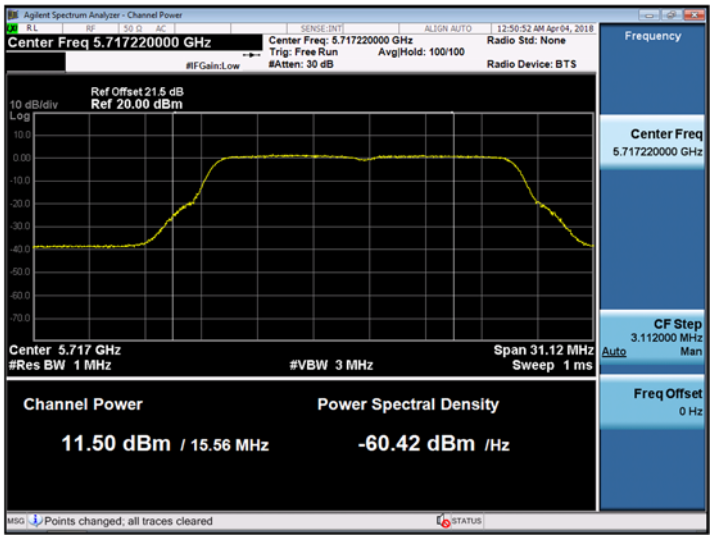 | 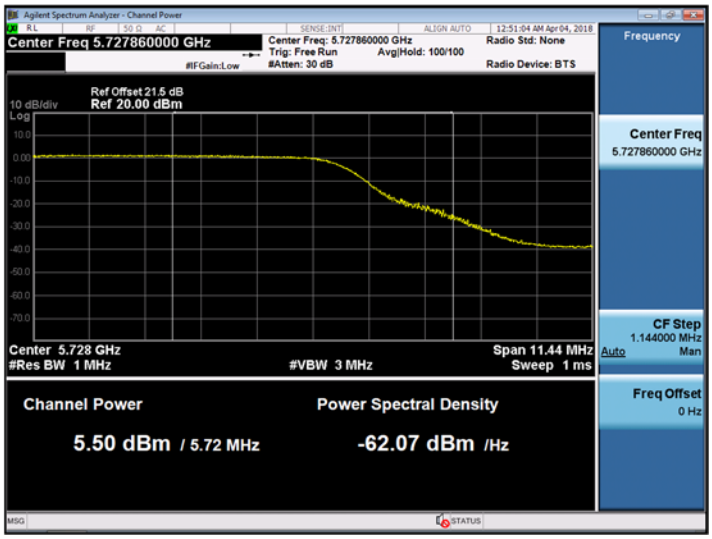 |
| **802.11n_HT20 UNII 2C Band Average Power CH.144** | **802.11n_HT20 UNII 3 Band Average Power CH.144** |
| 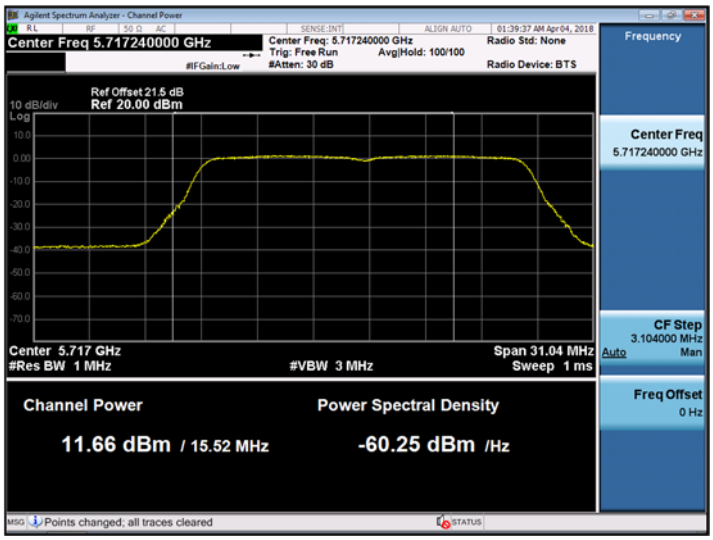 | 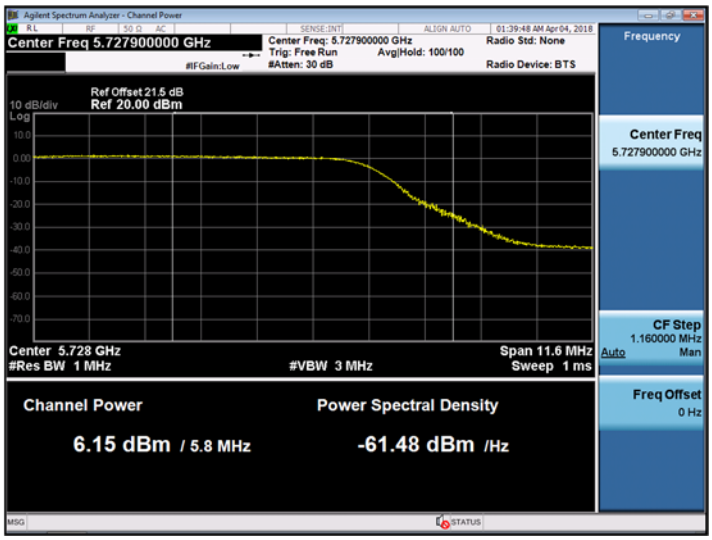 |

## ▣Straddle channels TEST Plot for 802.11ac_VHT20_Ant 0

| 802.11ac_VHT20 UNII 2C Band Average Power CH.144 | 802.11ac_VHT20 UNII 3 Band Average Power CH.144 |
|---|---|
| 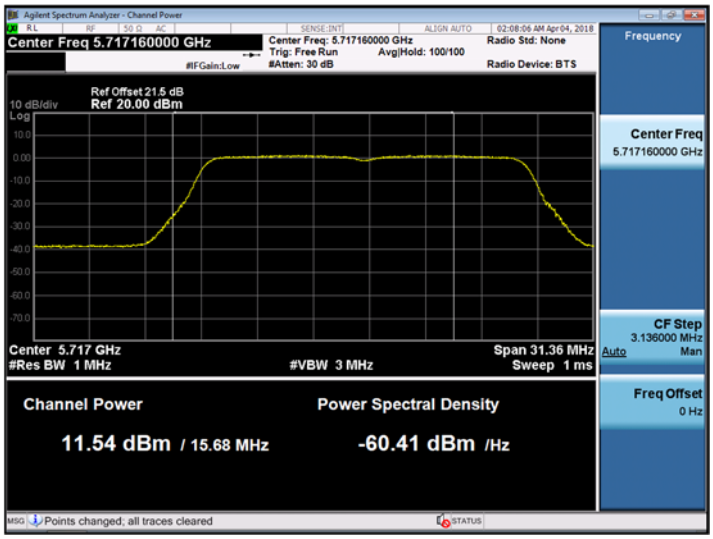 | 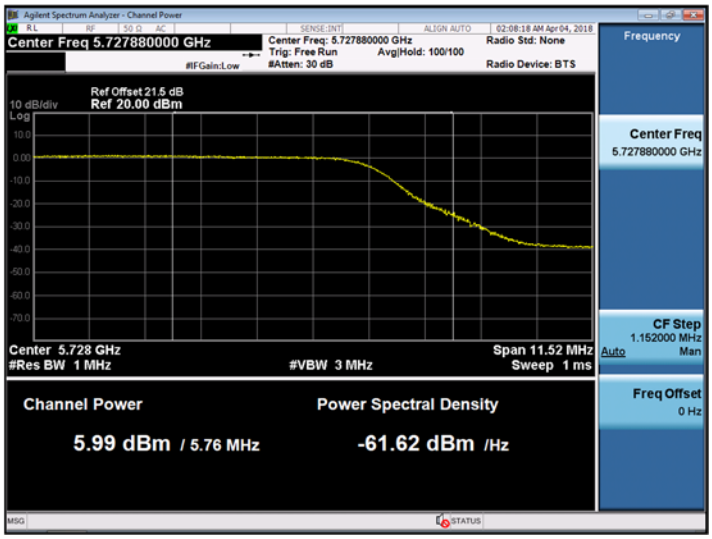 |

## ▣Straddle channels TEST RESULTS_Ant 1

**Conducted Output Power Measurements (802.11a/n_HT20/ac_VHT20 Mode: UNII 2C Band 5720MHz)**

| Mode | Frequency [MHz] | Channel No. | Measured Power (dBm) | Duty Cycle Factor (dB) | Measured Power(dBm) + Duty Cycle Factor(dB) | Limit (dBm) |
|---|---|---|---|---|---|---|
| 802.11a | 5720 | 144 | 12.62 | 0.222 | 12.85 | 22.63 |
| 802.11n | | | 12.10 | 0.218 | 12.32 | 22.63 |
| 802.11ac | | | 12.11 | 0.065 | 12.18 | 22.60 |

**Conducted Output Power Measurements (802.11a/n_HT20/ac_VHT20 Mode: UNII 3 Band 5720MHz)**

| Mode | Frequency [MHz] | Channel No. | Measured Power (dBm) | Duty Cycle Factor (dB) | Measured Power(dBm) + Duty Cycle Factor(dB) | Limit (dBm) |
|---|---|---|---|---|---|---|
| 802.11a | 5720 | 144 | 6.64 | 0.222 | 6.86 | 24.28 |
| 802.11n | | | 6.53 | 0.218 | 6.75 | 24.26 |
| 802.11ac | | | 6.66 | 0.065 | 6.72 | 24.34 |

## ▣Straddle channels TEST Plot for 802.11a/n_HT20_Ant 1

| 802.11a UNII 2C Band Average Power CH.144 | 802.11a UNII 3 Band Average Power CH.144 |
|---|---|
| 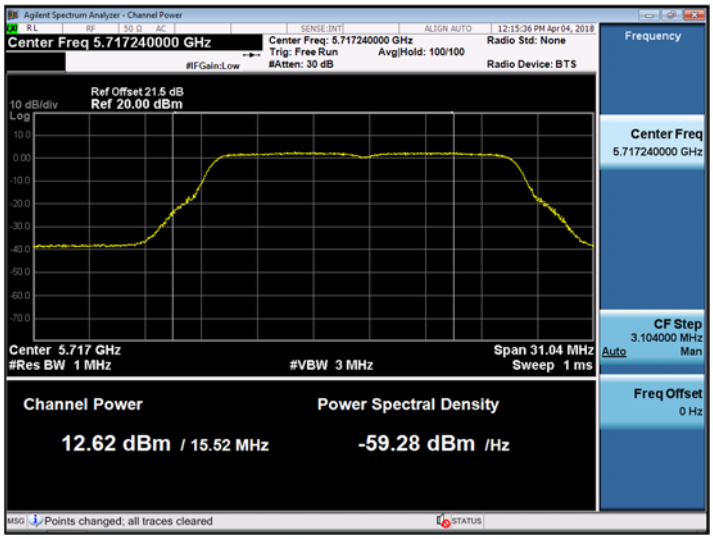 | 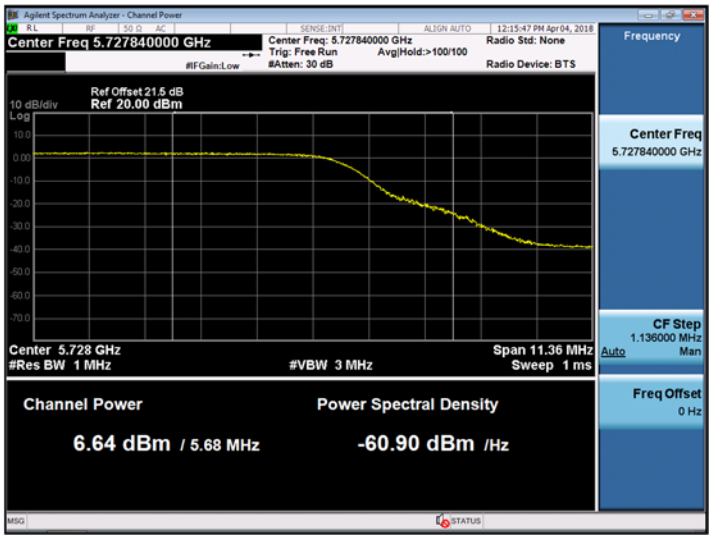 |
| **802.11n_HT20 UNII 2C Band Average Power CH.144** | **802.11n_HT20 UNII 3 Band Average Power CH.144** |
| 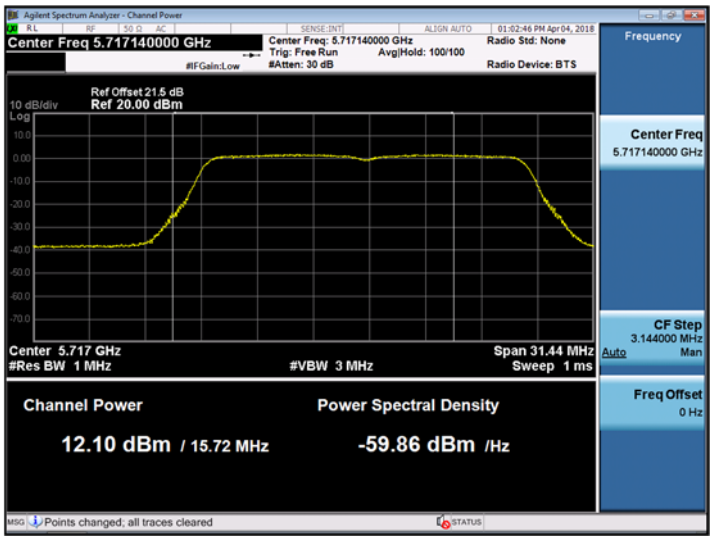 | 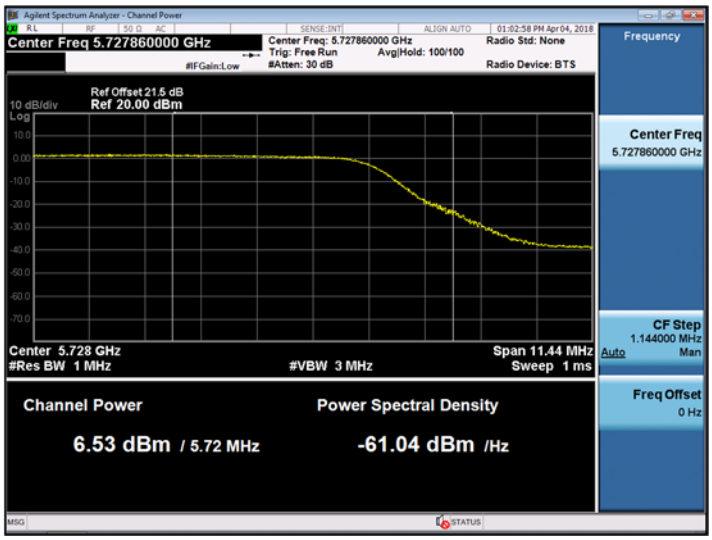 |

## ▣Straddle channels TEST Plot for 802.11ac_VHT20_Ant 1

| 802.11ac_VHT20 UNII 2C Band Average Power CH.144 | 802.11ac_VHT20 UNII 3 Band Average Power CH.144 |
|---|---|
| 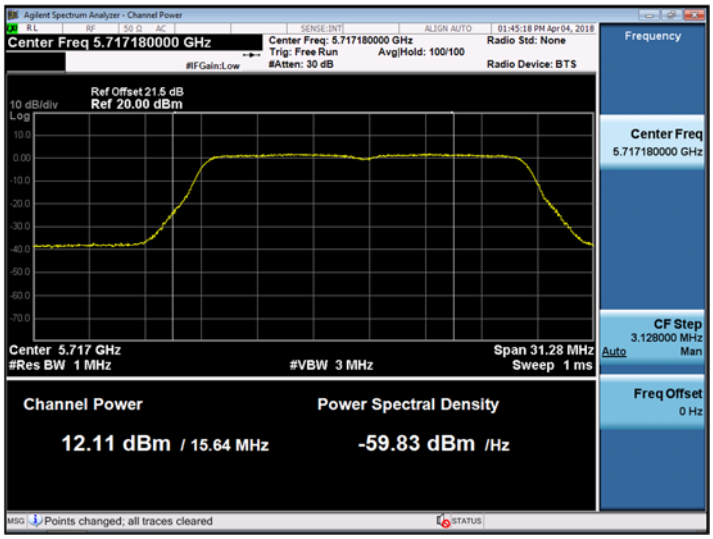 | 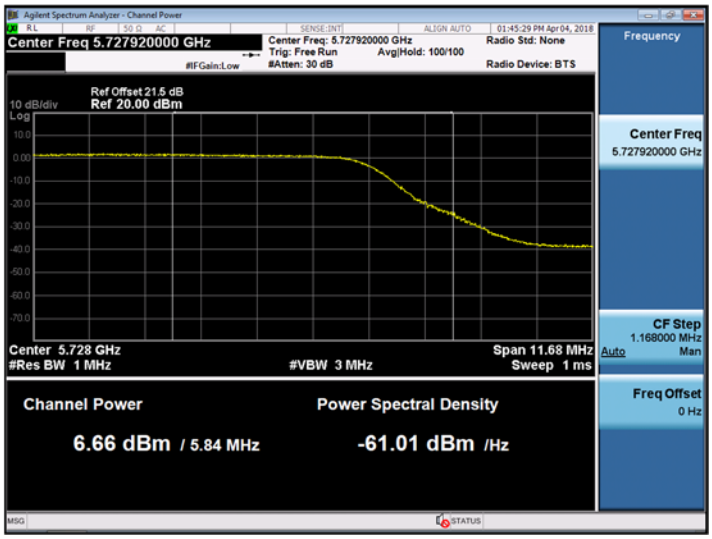 |

## ▣Straddle channels TEST RESULTS_Ant 2

**Conducted Output Power Measurements (802.11a/n_HT20/ac_VHT20 Mode: UNII 2C Band 5720MHz)**

| Mode | Frequency [MHz] | Channel No. | Measured Power (dBm) | Duty Cycle Factor (dB) | Measured Power(dBm) + Duty Cycle Factor(dB) | Limit (dBm) |
|---|---|---|---|---|---|---|
| 802.11a | 5720 | 144 | 11.51 | 0.222 | 11.74 | 22.63 |
| 802.11n | | | 11.34 | 0.218 | 11.56 | 22.62 |
| 802.11ac | | | 11.52 | 0.065 | 11.58 | 22.61 |

**Conducted Output Power Measurements (802.11a/n_HT20/ac_VHT20 Mode: UNII 3 Band 5720MHz)**

| Mode | Frequency [MHz] | Channel No. | Measured Power (dBm) | Duty Cycle Factor (dB) | Measured Power(dBm) + Duty Cycle Factor(dB) | Limit (dBm) |
|---|---|---|---|---|---|---|
| 802.11a | 5720 | 144 | 5.62 | 0.222 | 5.84 | 24.27 |
| 802.11n | | | 5.90 | 0.218 | 6.12 | 24.28 |
| 802.11ac | | | 6.08 | 0.065 | 6.14 | 24.33 |

## ▣Straddle channels TEST Plot for 802.11a/n_HT20_Ant 2

| 802.11a UNII 2C Band Average Power CH.144 | 802.11a UNII 3 Band Average Power CH.144 |
|---|---|
| 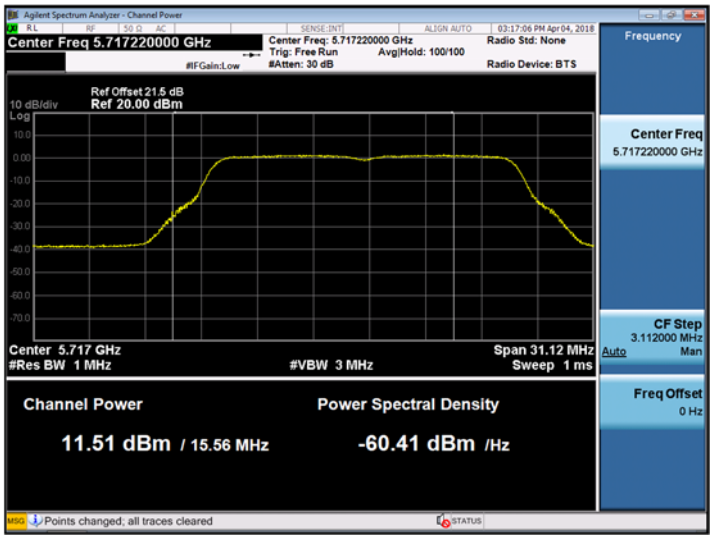 | 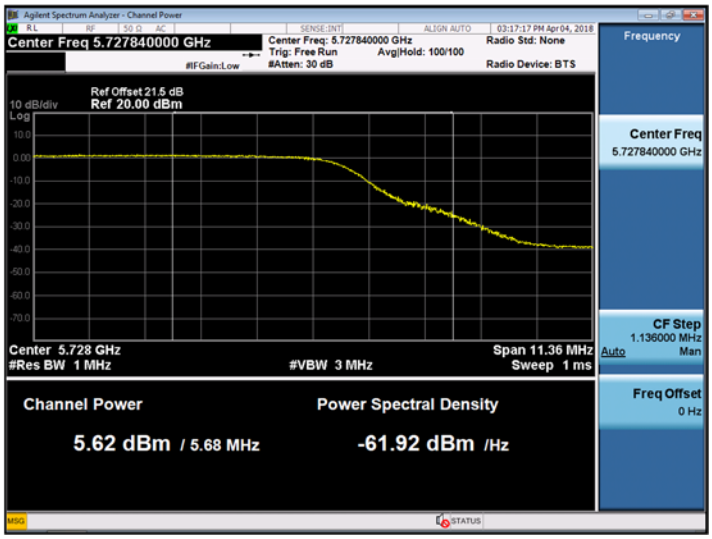 |
| **802.11n_HT20 UNII 2C Band Average Power CH.144** | **802.11n_HT20 UNII 3 Band Average Power CH.144** |
| 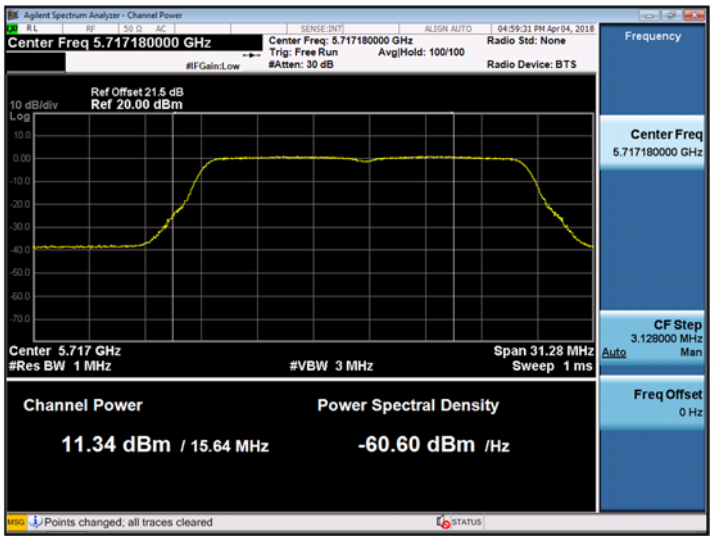 | 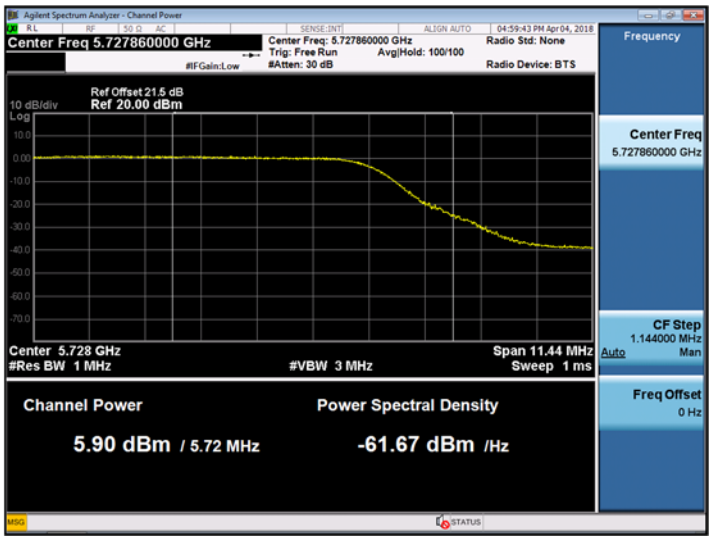 |

## ▣Straddle channels TEST Plot for 802.11ac_VHT20_Ant 2

| 802.11ac_VHT20 UNII 2C Band Average Power CH.144 | 802.11ac_VHT20 UNII 3 Band Average Power CH.144 |
|---|---|
| 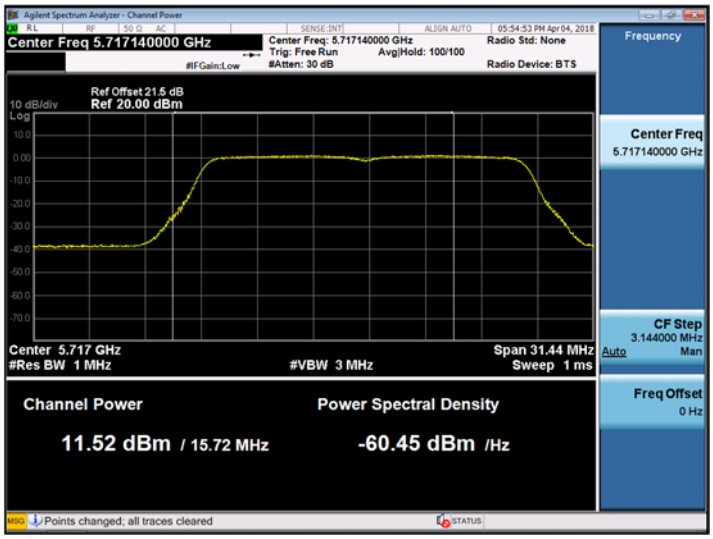 | 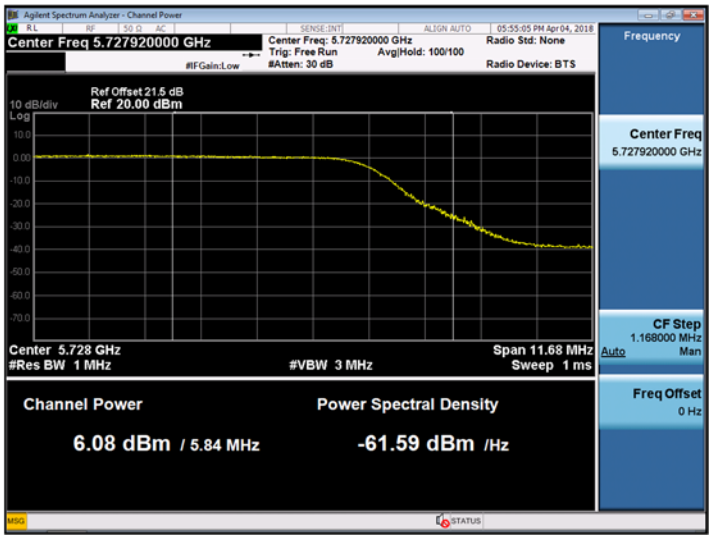 |

## ▣Straddle channels TEST RESULTS_Ant 3

**Conducted Output Power Measurements (802.11a/n_HT20/ac_VHT20 Mode: UNII 2C Band 5720MHz)**

| Mode | Frequency [MHz] | Channel No. | Measured Power (dBm) | Duty Cycle Factor (dB) | Measured Power(dBm) + Duty Cycle Factor(dB) | Limit (dBm) |
|---|---|---|---|---|---|---|
| 802.11a | 5720 | 144 | 11.54 | 0.222 | 11.76 | 22.60 |
| 802.11n | | | 11.66 | 0.218 | 11.88 | 22.62 |
| 802.11ac | | | 11.66 | 0.065 | 11.72 | 22.56 |

**Conducted Output Power Measurements (802.11a/n_HT20/ac_VHT20 Mode: UNII 3 Band 5720MHz)**

| Mode | Frequency [MHz] | Channel No. | Measured Power (dBm) | Duty Cycle Factor (dB) | Measured Power(dBm) + Duty Cycle Factor(dB) | Limit (dBm) |
|---|---|---|---|---|---|---|
| 802.11a | 5720 | 144 | 5.57 | 0.222 | 5.79 | 24.35 |
| 802.11n | | | 6.24 | 0.218 | 6.46 | 24.29 |
| 802.11ac | | | 6.15 | 0.065 | 6.21 | 24.44 |

## ▣Straddle channels TEST Plot for 802.11a/n_HT20_Ant 3

| 802.11a UNII 2C Band Average Power CH.144 | 802.11a UNII 3 Band Average Power CH.144 |
|---|---|
| 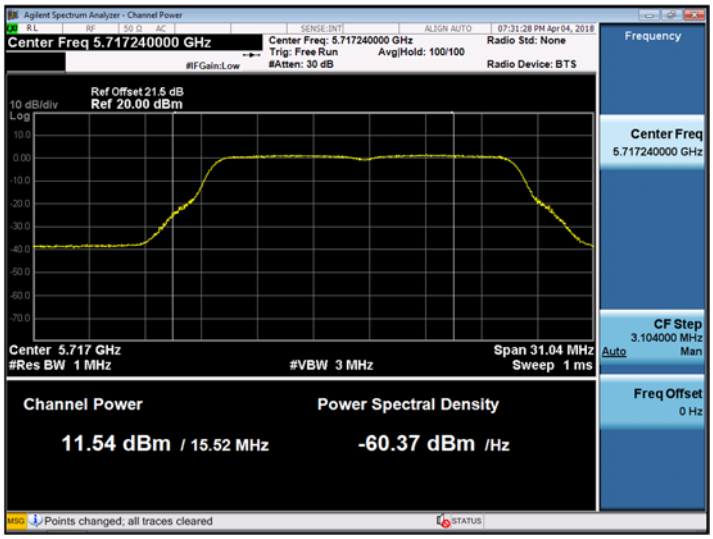 | 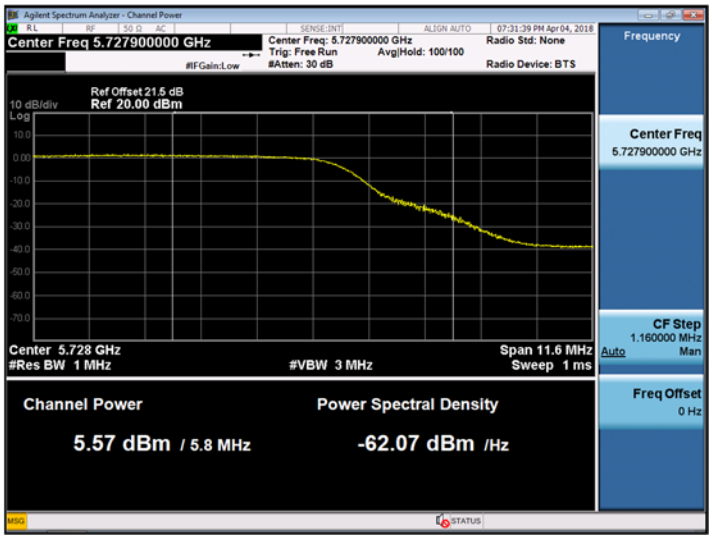 |
| **802.11n_HT20 UNII 2C Band Average Power CH.144** | **802.11n_HT20 UNII 3 Band Average Power CH.144** |
| 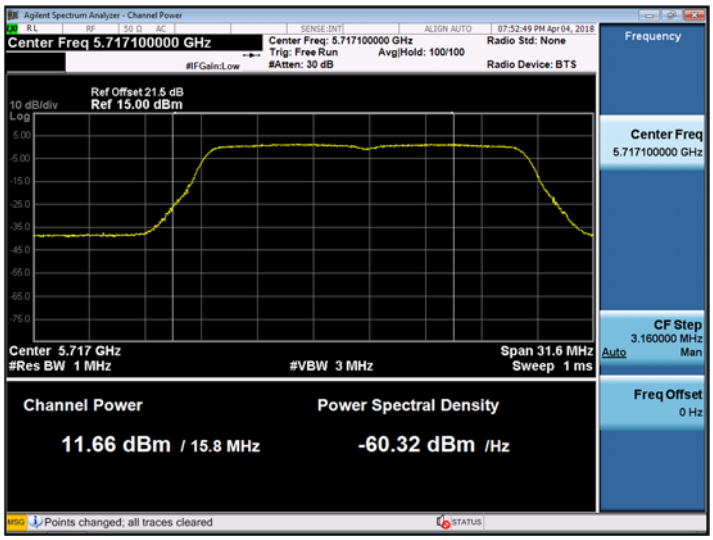 | 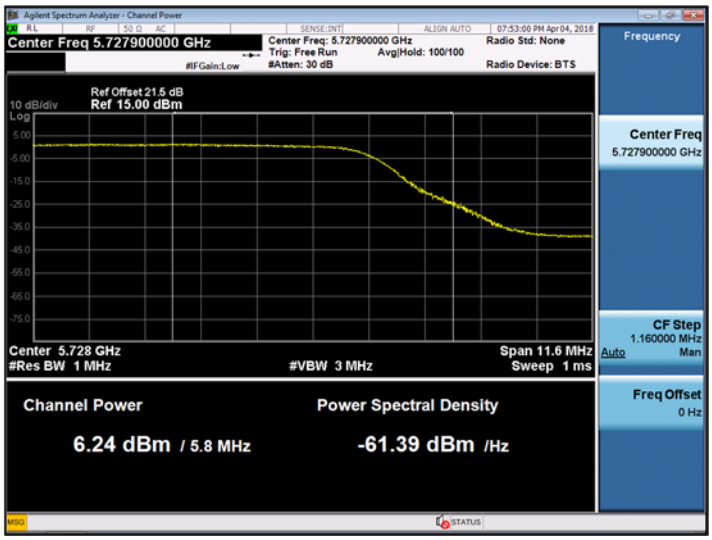 |

## ▣Straddle channels TEST Plot for 802.11ac_VHT20_Ant 3

| 802.11ac_VHT20 UNII 2C Band Average Power CH.144 | 802.11ac_VHT20 UNII 3 Band Average Power CH.144 |
|---|---|
| 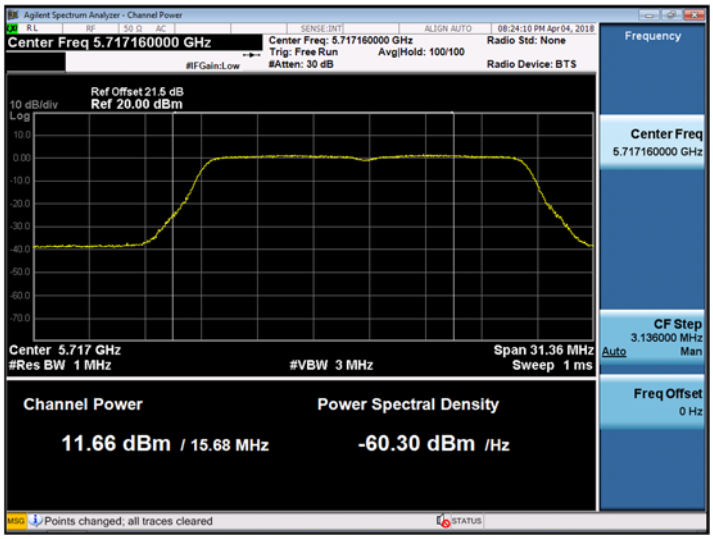 | 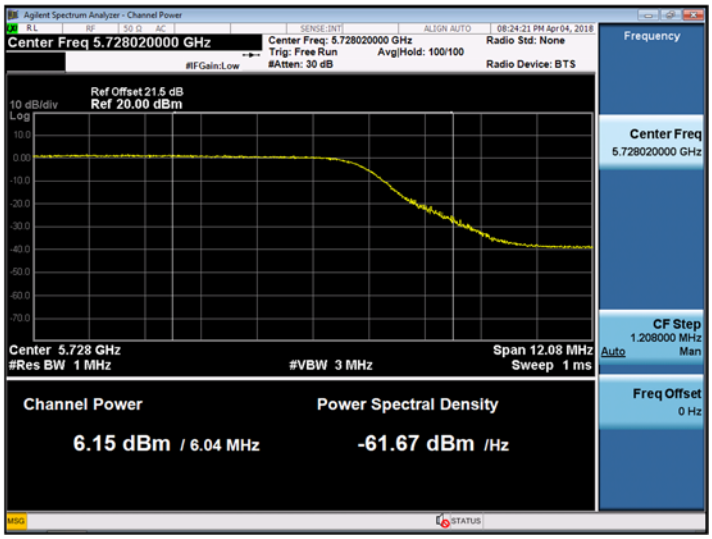 |

## ▣Straddle channels TEST RESULTS_ Sum Data of Ant.0 and Ant.1 and Ant.2 and Ant.3

**Conducted Output Power Measurements (802.11a/n_HT20/ac_VHT20 Mode: UNII 2C Band 5720MHz)**

| Mode (MIMO) | Frequency [MHz] | Channel No. | Sum Power of Ant.0 & 1 & 2 & 3 | Limit (dBm) |
|---|---|---|---|---|
| 802.11a | 5720 | 144 | 18.05 | 22.60 |
| 802.11n | | | 17.94 | 22.60 |
| 802.11ac | | | 17.80 | 22.56 |

**Conducted Output Power Measurements (802.11a/n_HT20/ac_VHT20 Mode: UNII 3 Band 5720MHz)**

| Mode (MIMO) | Frequency [MHz] | Channel No. | Sum Power of Ant.0 & 1 & 2 & 3 | Limit (dBm) |
|---|---|---|---|---|
| 802.11a | 5720 | 144 | 12.09 | 24.27 |
| 802.11n | | | 12.45 | 24.26 |
| 802.11ac | | | 12.31 | 24.29 |

**Note : The limit on maximum conducted output power in each U-NII band is computed based on the portion of the emission bandwidth contained within that band.**

## ▣Straddle channels TEST RESULTS_Ant 0

**Conducted Output Power Measurements (802.11n_HT40/ac_VHT40 Mode: UNII 2C Band 5710MHz)**

| Mode | Frequency [MHz] | Channel No. | Measured Power (dBm) | Duty Cycle Factor (dB) | Measured Power(dBm) + Duty Cycle Factor(dB) | Limit (dBm) |
|---|---|---|---|---|---|---|
| 802.11n | 5710 | 142 | 12.78 | 0.433 | 13.22 | 23.39 |
| 802.11ac | | | 12.97 | 0.130 | 13.10 | 23.39 |

**Conducted Output Power Measurements (802.11n_HT40/ac_VHT40 Mode: UNII 3 Band 5710MHz)**

| Mode | Frequency [MHz] | Channel No. | Measured Power (dBm) | Duty Cycle Factor (dB) | Measured Power(dBm) + Duty Cycle Factor(dB) | Limit (dBm) |
|---|---|---|---|---|---|---|
| 802.11n | 5710 | 142 | 2.67 | 0.433 | 3.10 | 21.05 |
| 802.11ac | | | 2.84 | 0.130 | 2.97 | 21.06 |

## ▣Straddle channels TEST Plot for 802.11n_HT40/ac_VHT40_Ant 0

| 802.11n_HT40 UNII 2C Band Average Power CH.142 | 802.11n_HT40 UNII 3 Band Average Power CH.142 |
|---|---|
| 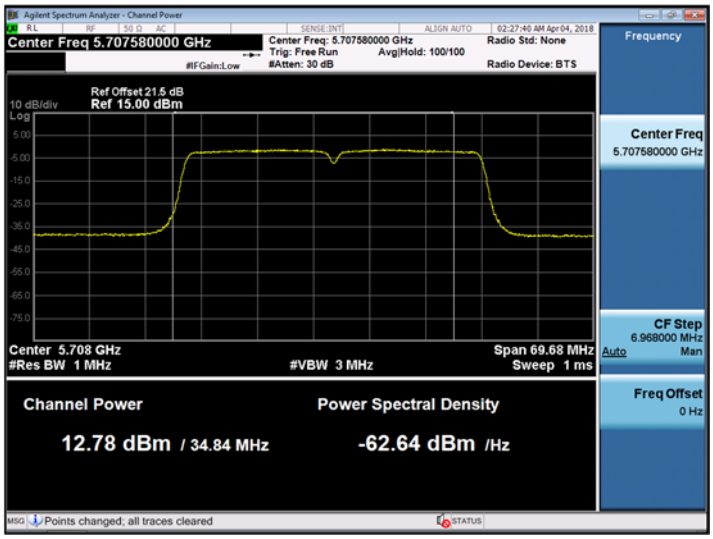 | 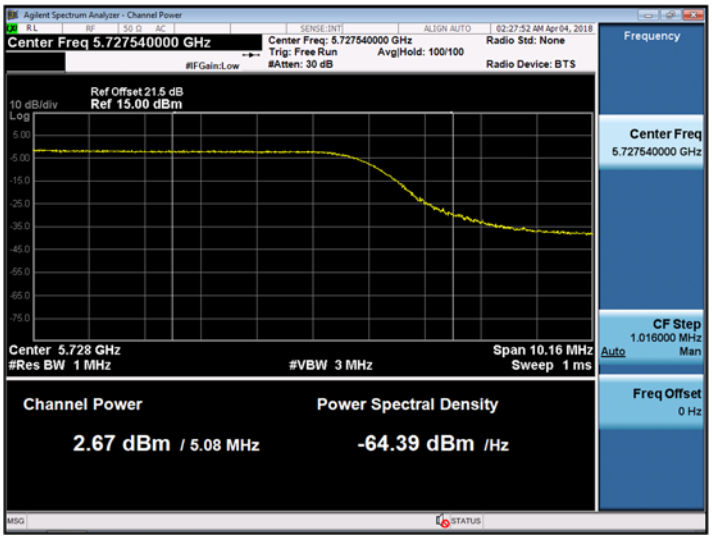 |
| **802.11ac_VHT40 UNII 2C Band Average Power CH.142** | **802.11ac_VHT40 UNII 3 Band Average Power CH.142** |
| 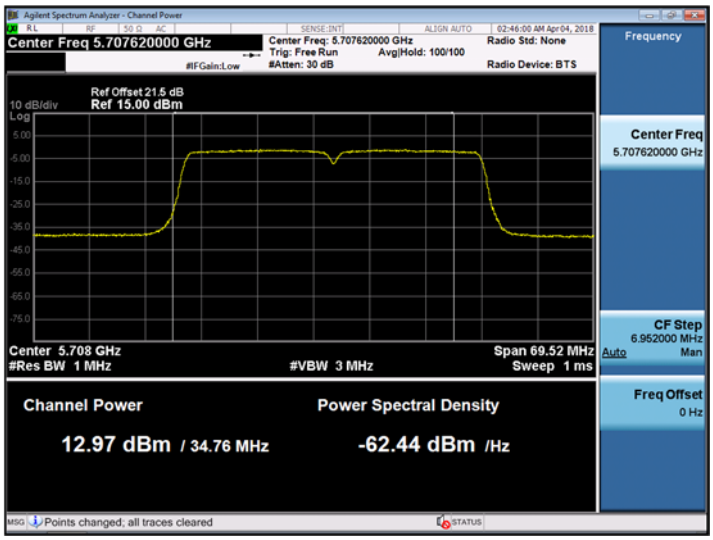 | 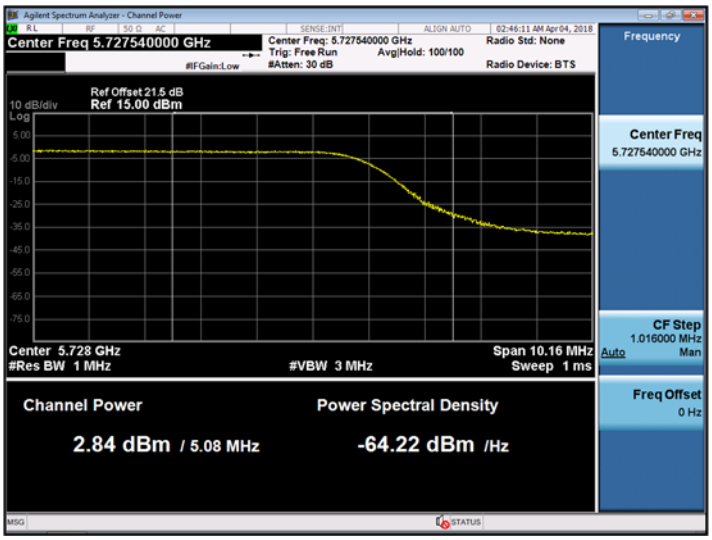 |

## ▣Straddle channels TEST RESULTS_Ant 1

**Conducted Output Power Measurements (802.11n_HT40/ac_VHT40 Mode: UNII 2C Band 5710MHz)**

| Mode | Frequency [MHz] | Channel No. | Measured Power (dBm) | Duty Cycle Factor (dB) | Measured Power(dBm) + Duty Cycle Factor(dB) | Limit (dBm) |
|---|---|---|---|---|---|---|
| 802.11n | 5710 | 142 | 13.56 | 0.433 | 13.99 | 23.38 |
| 802.11ac | | | 13.54 | 0.130 | 13.67 | 23.38 |

**Conducted Output Power Measurements (802.11n_HT40/ac_VHT40 Mode: UNII 3 Band 5710MHz)**

| Mode | Frequency [MHz] | Channel No. | Measured Power (dBm) | Duty Cycle Factor (dB) | Measured Power(dBm) + Duty Cycle Factor(dB) | Limit (dBm) |
|---|---|---|---|---|---|---|
| 802.11n | 5710 | 142 | 3.49 | 0.433 | 3.92 | 21.11 |
| 802.11ac | | | 3.39 | 0.130 | 3.52 | 21.11 |

## ▣Straddle channels TEST Plot for 802.11n_HT40/ac_VHT40_Ant 1

| 802.11n_HT40 UNII 2C Band Average Power CH.142 | 802.11n_HT40 UNII 3 Band Average Power CH.142 |
|---|---|
| 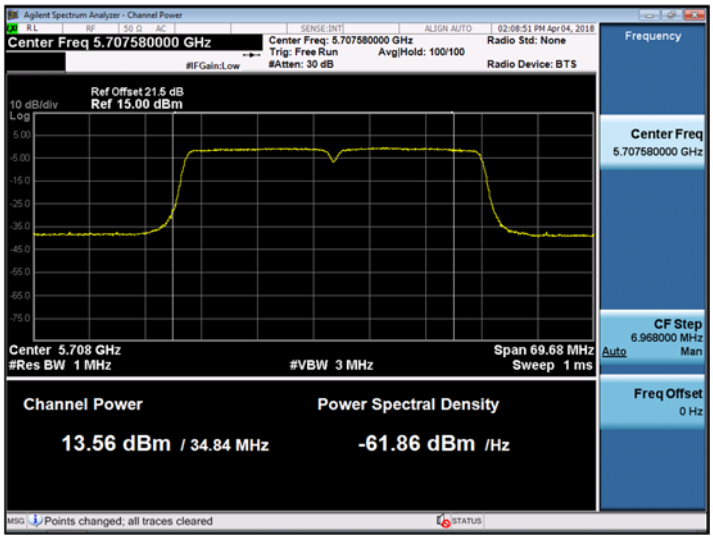 | 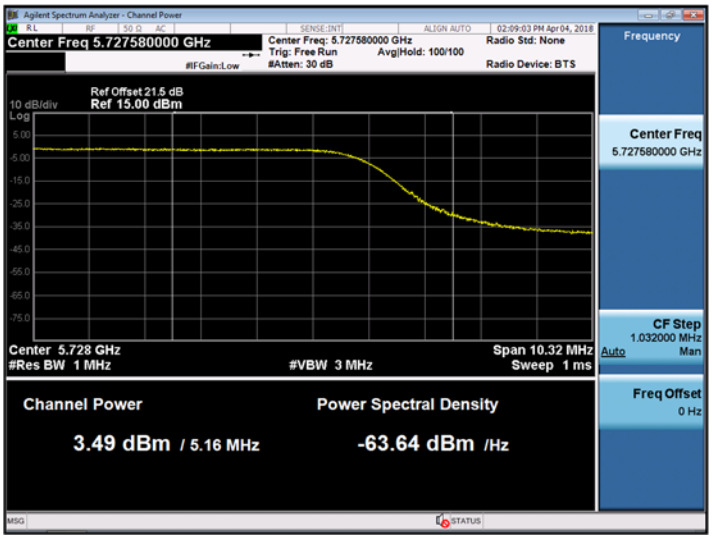 |
| **802.11ac_VHT40 UNII 2C Band Average Power CH.142** | **802.11ac_VHT40 UNII 3 Band Average Power CH.142** |
| 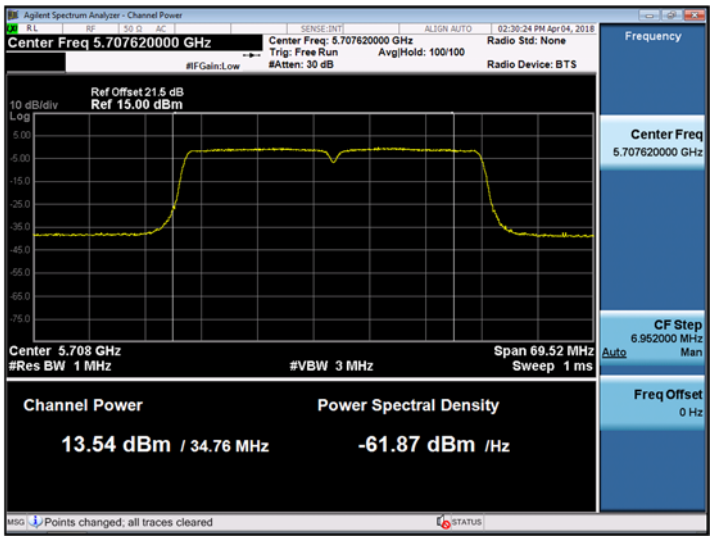 | 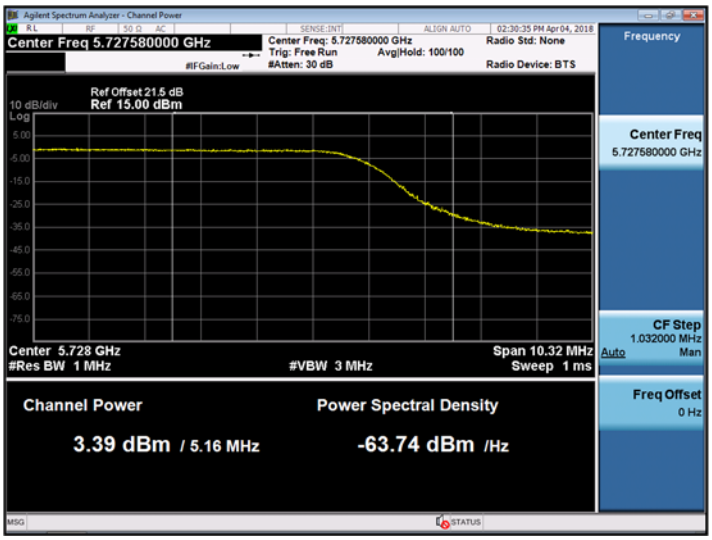 |

## ▣Straddle channels TEST RESULTS_Ant 2

**Conducted Output Power Measurements (802.11n_HT40/ac_VHT40 Mode: UNII 2C Band 5710MHz)**

| Mode | Frequency [MHz] | Channel No. | Measured Power (dBm) | Duty Cycle Factor (dB) | Measured Power(dBm) + Duty Cycle Factor(dB) | Limit (dBm) |
|---|---|---|---|---|---|---|
| 802.11n | 5710 | 142 | 12.66 | 0.433 | 13.09 | 23.38 |
| 802.11ac | | | 13.02 | 0.130 | 13.15 | 23.38 |

**Conducted Output Power Measurements (802.11n_HT40/ac_VHT40 Mode: UNII 3 Band 5710MHz)**

| Mode | Frequency [MHz] | Channel No. | Measured Power (dBm) | Duty Cycle Factor (dB) | Measured Power(dBm) + Duty Cycle Factor(dB) | Limit (dBm) |
|---|---|---|---|---|---|---|
| 802.11n | 5710 | 142 | 2.69 | 0.433 | 3.12 | 21.12 |
| 802.11ac | | | 2.93 | 0.130 | 3.06 | 21.10 |

## ▣Straddle channels TEST Plot for 802.11n_HT40/ac_VHT40_Ant 2

| 802.11n_HT40 UNII 2C Band Average Power CH.142 | 802.11n_HT40 UNII 3 Band Average Power CH.142 |
|---|---|
| 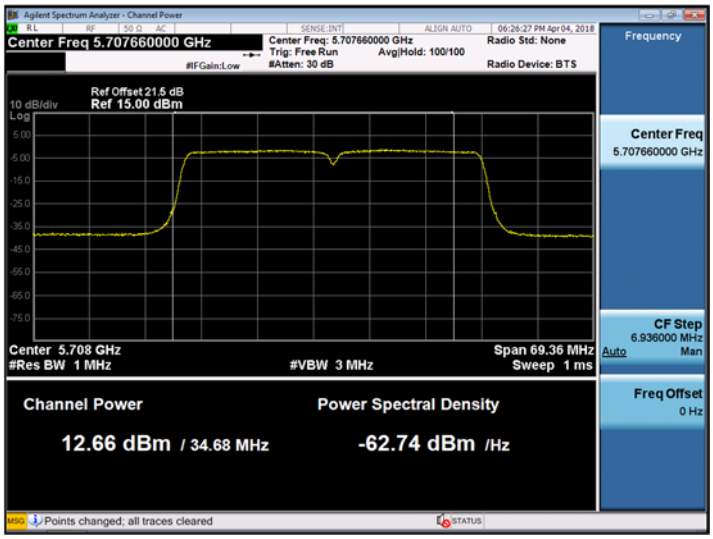 | 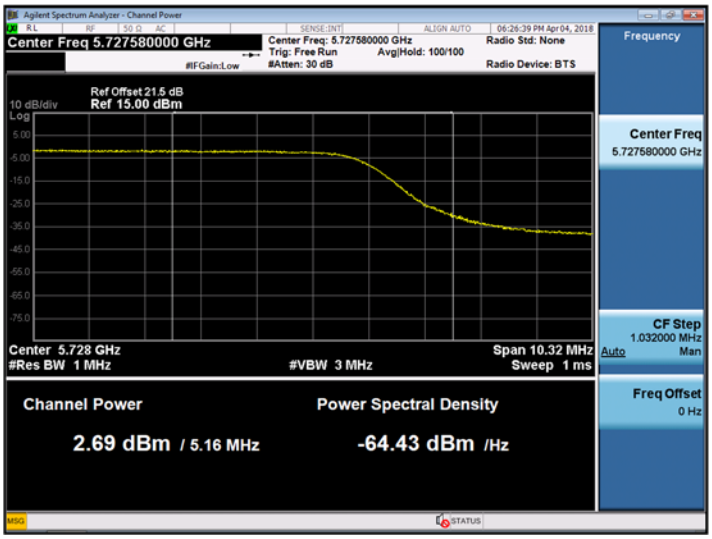 |
| **802.11ac_VHT40 UNII 2C Band Average Power CH.142** | **802.11ac_VHT40 UNII 3 Band Average Power CH.142** |
| 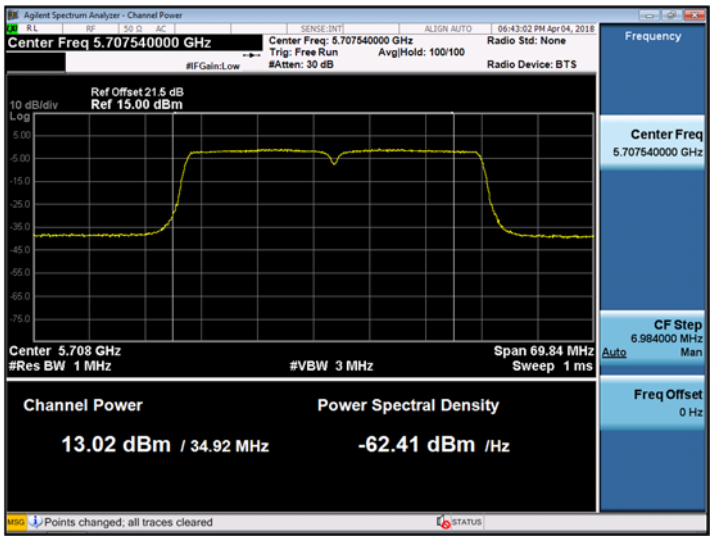 | 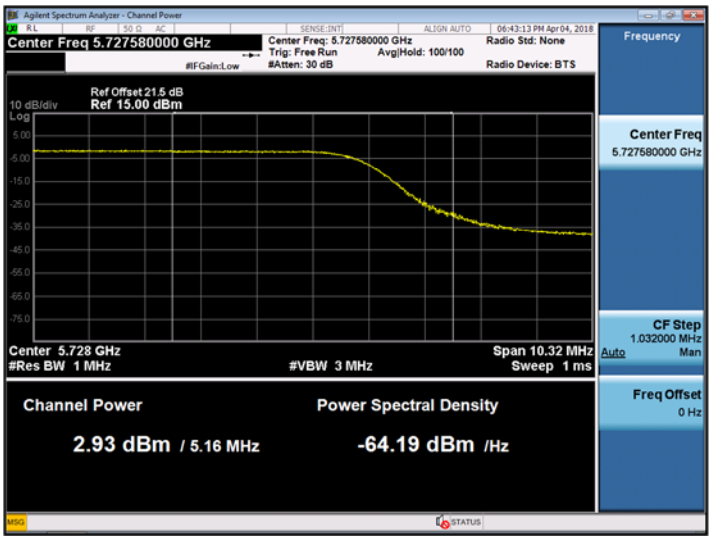 |

## ▣Straddle channels TEST RESULTS_Ant 3

**Conducted Output Power Measurements (802.11n_HT40/ac_VHT40 Mode: UNII 2C Band 5710MHz)**

| Mode | Frequency [MHz] | Channel No. | Measured Power (dBm) | Duty Cycle Factor (dB) | Measured Power(dBm) + Duty Cycle Factor(dB) | Limit (dBm) |
|---|---|---|---|---|---|---|
| 802.11n | 5710 | 142 | 13.05 | 0.433 | 13.48 | 23.39 |
| 802.11ac | | | 13.18 | 0.130 | 13.31 | 23.38 |

**Conducted Output Power Measurements (802.11n_HT40/ac_VHT40 Mode: UNII 3 Band 5710MHz)**

| Mode | Frequency [MHz] | Channel No. | Measured Power (dBm) | Duty Cycle Factor (dB) | Measured Power(dBm) + Duty Cycle Factor(dB) | Limit (dBm) |
|---|---|---|---|---|---|---|
| 802.11n | 5710 | 142 | 3.88 | 0.433 | 4.31 | 21.06 |
| 802.11ac | | | 3.09 | 0.130 | 3.23 | 21.10 |

## ▣Straddle channels TEST Plot for 802.11n_HT40/ac_VHT40_Ant 3

| 802.11n_HT40 UNII 2C Band Average Power CH.142 | 802.11n_HT40 UNII 3 Band Average Power CH.142 |
|---|---|
| 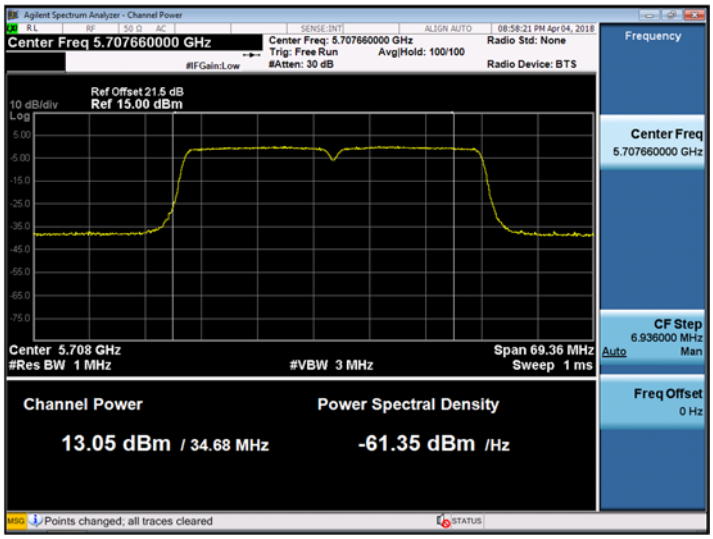 | 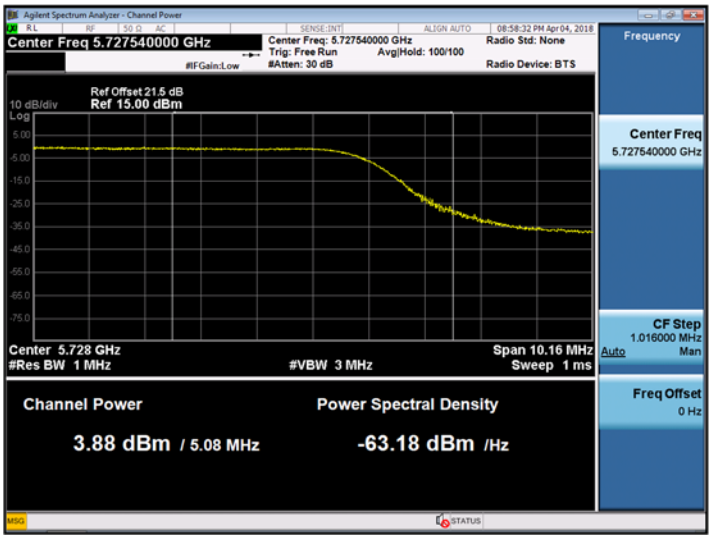 |
| **802.11ac_VHT40 UNII 2C Band Average Power CH.142** | **802.11ac_VHT40 UNII 3 Band Average Power CH.142** |
| 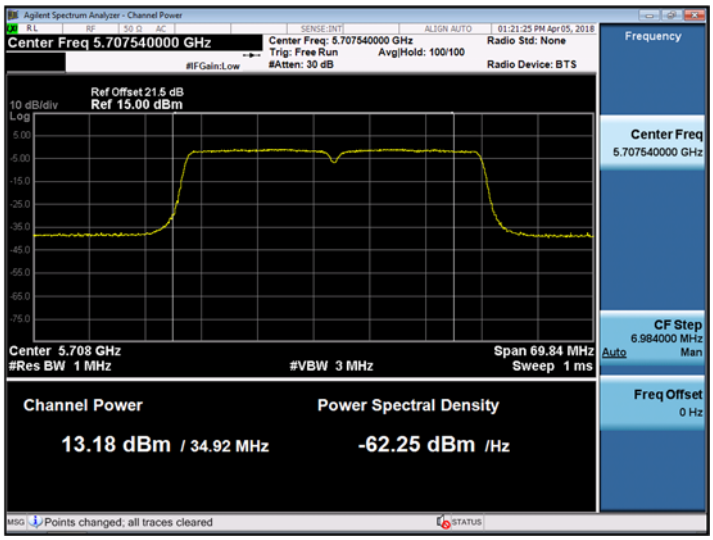 | 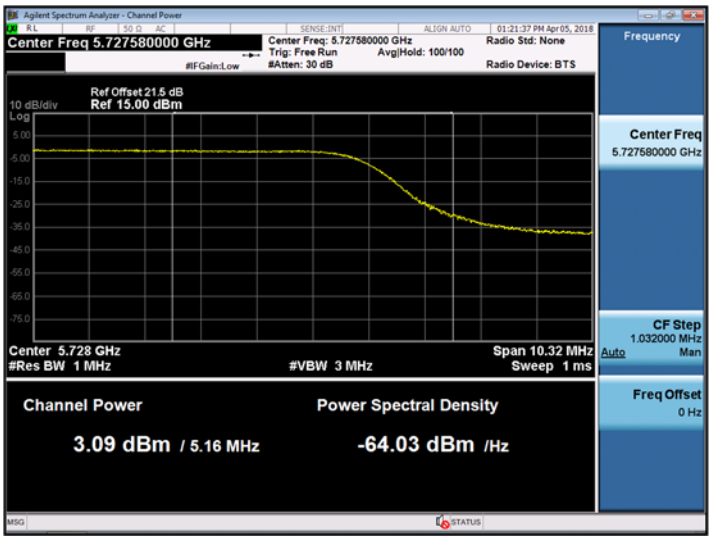 |

## ▣Straddle channels TEST RESULTS_ Sum Data of Ant.0 and Ant.1 and Ant.2 and Ant.3

**Conducted Output Power Measurements (802.11n_HT40/ac_VHT40 Mode: UNII 2C Band 5710MHz)**

| Mode (MIMO) | Frequency [MHz] | Channel No. | Sum Power of Ant.0 & 1 & 2 & 3 | Limit (dBm) |
|---|---|---|---|---|
| 802.11n | 5710 | 142 | 19.47 | 23.38 |
| 802.11ac | | | 19.33 | 23.38 |

**Conducted Output Power Measurements (802.11n_HT40/ac_VHT40 Mode: UNII 3 Band 5710MHz)**

| Mode (MIMO) | Frequency [MHz] | Channel No. | Sum Power of Ant.0 & 1 | Limit (dBm) |
|---|---|---|---|---|
| 802.11n | 5710 | 142 | 9.65 | 21.05 |
| 802.11ac | | | 9.22 | 21.06 |

**Note : The limit on maximum conducted output power in each U-NII band is computed based on the portion of the emission bandwidth contained within that band.**