▣ TEST Plot for 802.11ac_VHT40_Ant.0

802.11ac_VHT40 UNII 1 BAND PSD CH 46	802.11ac_VHT40 UNII 2A BAND PSD CH 54
802.11ac_VHT40 UNII 2C BAND PSD CH 118	**802.11ac_VHT40 UNII 3 BAND PSD CH 159**
	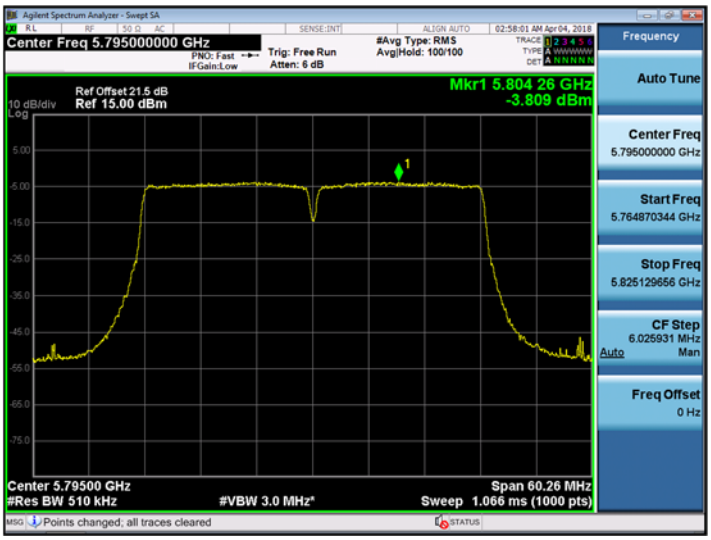

▣ TEST Plot for 802.11ac_VHT40_Ant.1

802.11ac_VHT40 UNII 1 BAND PSD CH 46	802.11ac_VHT40 UNII 2A BAND PSD CH 62
	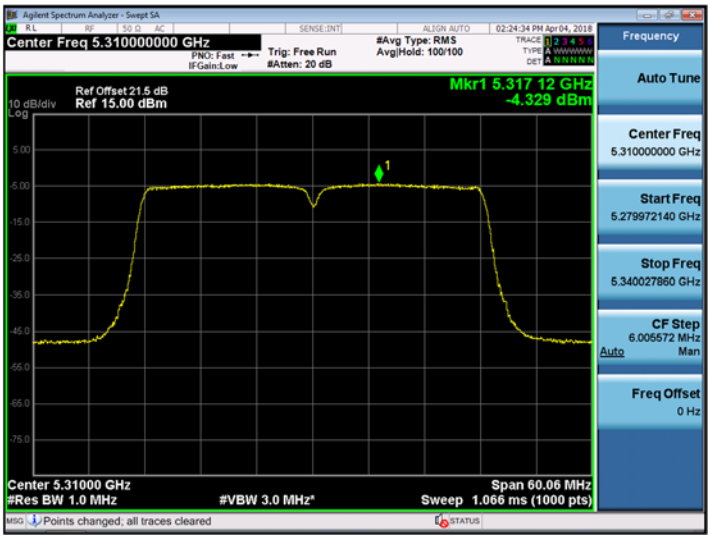
802.11ac_VHT40 UNII 2C BAND PSD CH 118	**802.11ac_VHT40 UNII 3 BAND PSD CH 159**
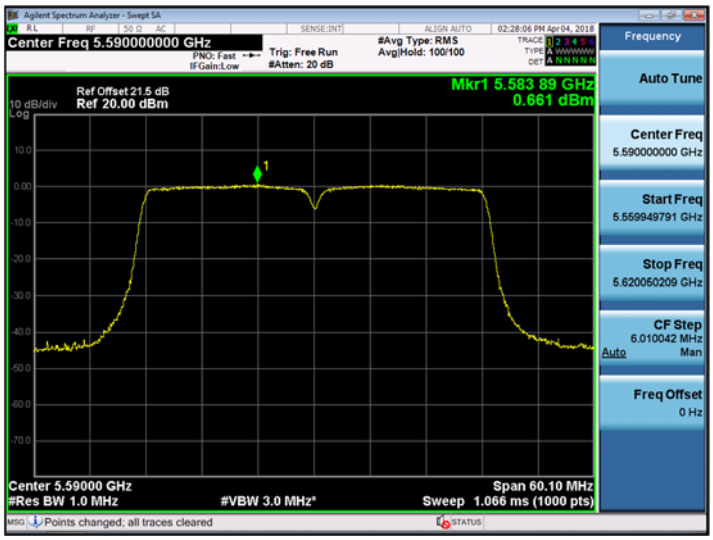	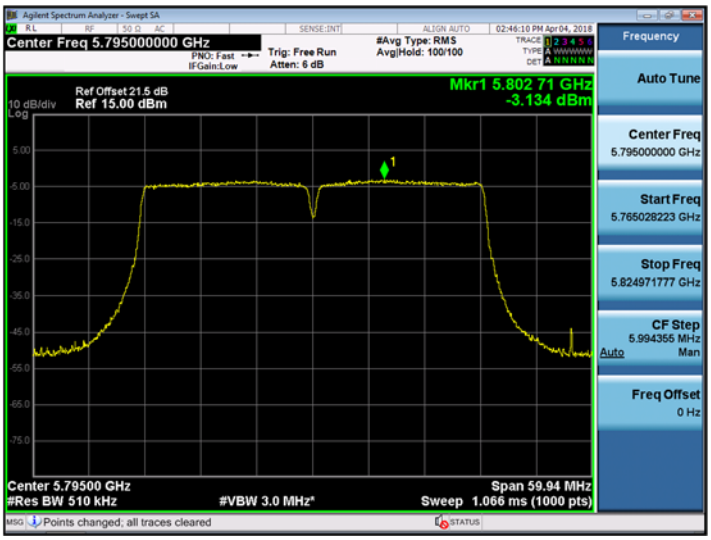

▣ TEST Plot for 802.11ac_VHT40_Ant.2

802.11ac_VHT40 UNII 1 BAND PSD CH 46	802.11ac_VHT40 UNII 2A BAND PSD CH 62
802.11ac_VHT40 UNII 2C BAND PSD CH 118	**802.11ac_VHT40 UNII 3 BAND PSD CH 159**
	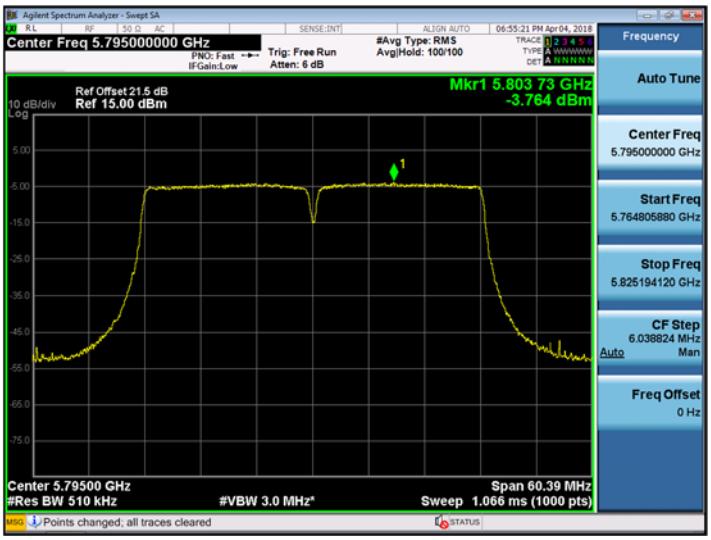

▣ TEST Plot for 802.11ac_VHT40_Ant.3

802.11ac_VHT40 UNII 1 BAND PSD CH 46	802.11ac_VHT40 UNII 2A BAND PSD CH 62
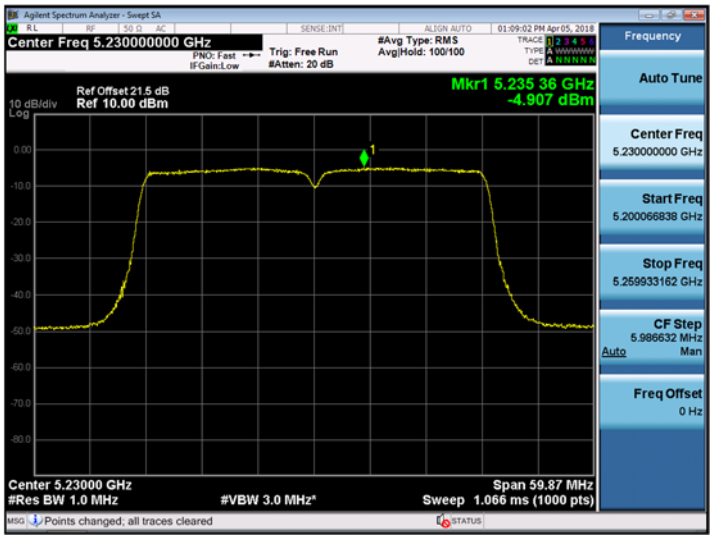	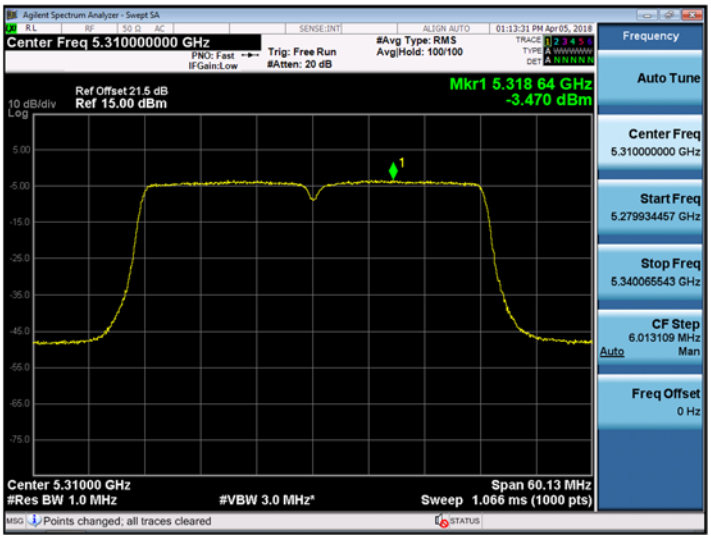
802.11ac_VHT40 UNII 2C BAND PSD CH 118	**802.11ac_VHT40 UNII 3 BAND PSD CH 151**
	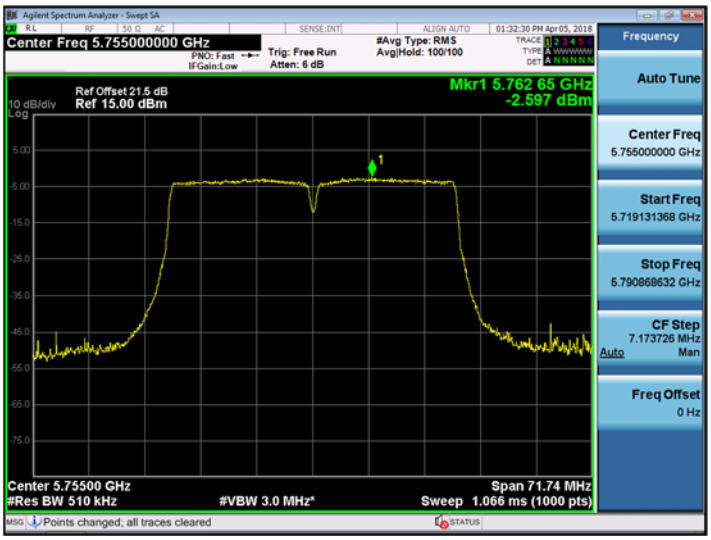

Ant.0

▣ TEST RESULTS

Conducted Power Density Measurements

Frequency (MHz)	Channel No.	Mode	Test Result				
			Measured Power Density (dBm)	Duty Cycle Factor (dB)	Measured Power Density(dBm) + Duty Cycle Factor	Limit (dBm)	Pass/Fail
5210	42	802.11ac _VHT80	-8.545	0.265	-8.28	17	Pass
5290	58		-8.299	0.265	-8.03	11	Pass
5530	106		-10.811	0.265	-10.55	11	Pass
5610	122		-3.014	0.265	-2.75		Pass
5690	138		-4.186	0.265	-3.92		Pass
5775	155		-7.681	0.265	-7.42	30	Pass

Ant.1

▣ TEST RESULTS

Conducted Power Density Measurements

Frequency (MHz)	Channel No.	Mode	Test Result				
			Measured Power Density (dBm)	Duty Cycle Factor (dB)	Measured Power Density(dBm) + Duty Cycle Factor	Limit (dBm)	Pass/Fail
5210	42	802.11ac _VHT80	-8.589	0.265	-8.32	17	Pass
5290	58		-8.657	0.265	-8.39	11	Pass
5530	106		-10.482	0.265	-10.22	11	Pass
5610	122		-3.218	0.265	-2.95		Pass
5690	138		-4.447	0.265	-4.18		Pass
5775	155		-7.553	0.265	-7.29	30	Pass

Ant.2

▣ TEST RESULTS

Conducted Power Density Measurements

Frequency (MHz)	Channel No.	Mode	Test Result				
			Measured Power Density (dBm)	Duty Cycle Factor (dB)	Measured Power Density(dBm) + Duty Cycle Factor	Limit (dBm)	Pass/Fail
5210	42	802.11ac _VHT80	-8.622	0.265	-8.36	17	Pass
5290	58		-8.951	0.265	-8.69	11	Pass
5530	106		-10.900	0.265	-10.64	11	Pass
5610	122		-3.511	0.265	-3.25		Pass
5690	138		-4.277	0.265	-4.01		Pass
5775	155		-7.529	0.265	-7.26	30	Pass

Ant.3

▣ TEST RESULTS

Conducted Power Density Measurements

Frequency (MHz)	Channel No.	Mode	Test Result				
			Measured Power Density (dBm)	Duty Cycle Factor (dB)	Measured Power Density(dBm) + Duty Cycle Factor	Limit (dBm)	Pass/Fail
5210	42	802.11ac _VHT80	-7.398	0.265	-7.13	17	Pass
5290	58		-7.408	0.265	-7.14	11	Pass
5530	106		-9.612	0.265	-9.35	11	Pass
5610	122		-3.635	0.265	-3.37		Pass
5690	138		-4.266	0.265	-4.00		Pass
5775	155		-7.481	0.265	-7.22	30	Pass

▣ **Sum Data of Ant.0 and Ant.1 and Ant.2 and Ant.3**

▣ **TEST RESULTS**

Conducted Power Density Measurements

Frequency (MHz)	Channel No.	Mode	Test Result		
			Measured Power Density (dBm)	Limit (dBm)	Pass/Fail
5210	42	802.11ac _VHT80	-1.99	14.98	Pass
5290	58		-2.02	8.98	Pass
5530	106		-4.15	8.98	Pass
5610	122		2.94		Pass
5690	138		1.99		Pass
5775	155		-1.28	27.98	Pass

▣ TEST Plot for 802.11ac_VHT80_Ant.0

802.11ac_VHT80 UNII 1 BAND PSD CH 42	802.11ac_VHT80 UNII 2A BAND PSD CH 58
	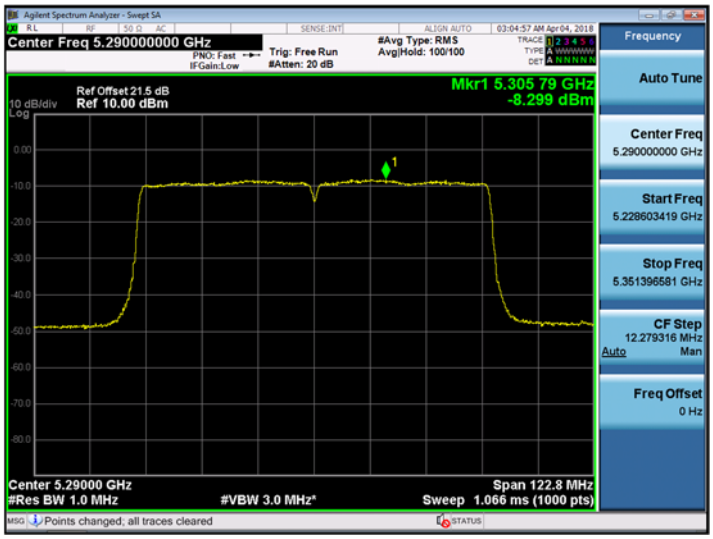
802.11ac_VHT80 UNII 2C BAND PSD CH 122	**802.11ac_VHT80 UNII 3 BAND PSD CH 155**
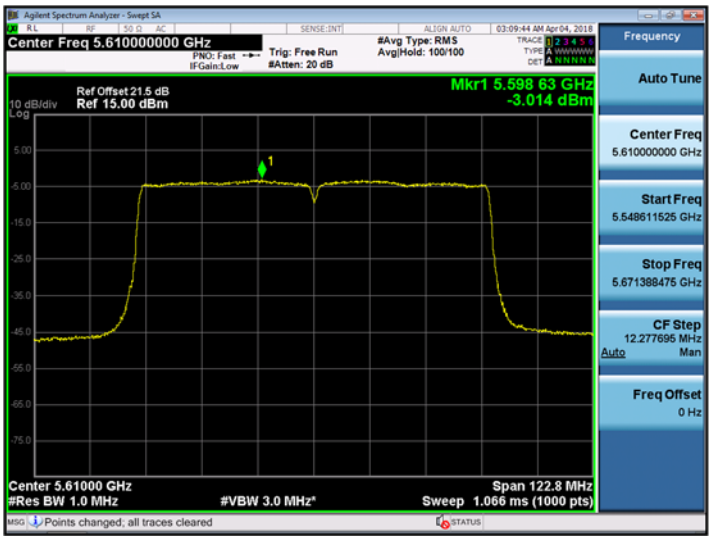	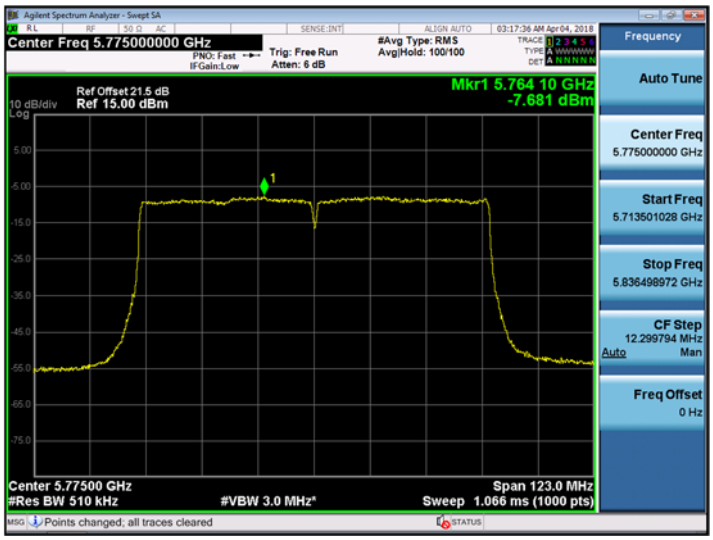

▣ TEST Plot for 802.11ac_VHT80_Ant.1

802.11ac_VHT80 UNII 1 BAND PSD CH 42	802.11ac_VHT80 UNII 2A BAND PSD CH 58
	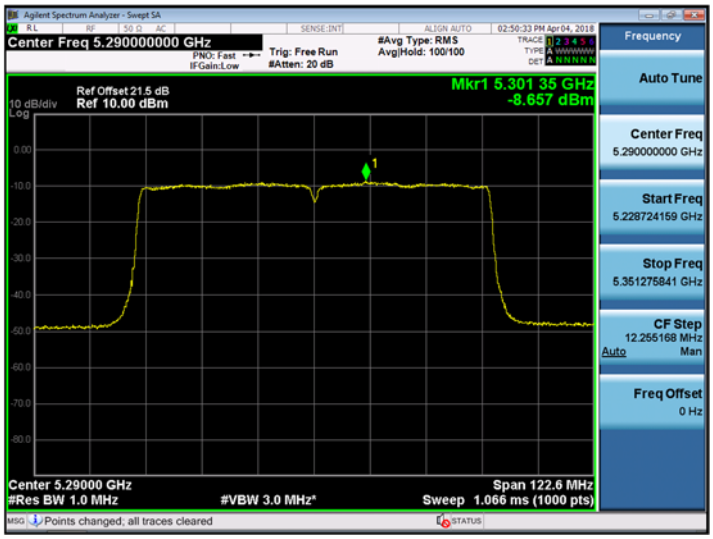
802.11ac_VHT80 UNII 2C BAND PSD CH 122	**802.11ac_VHT80 UNII 3 BAND PSD CH 155**
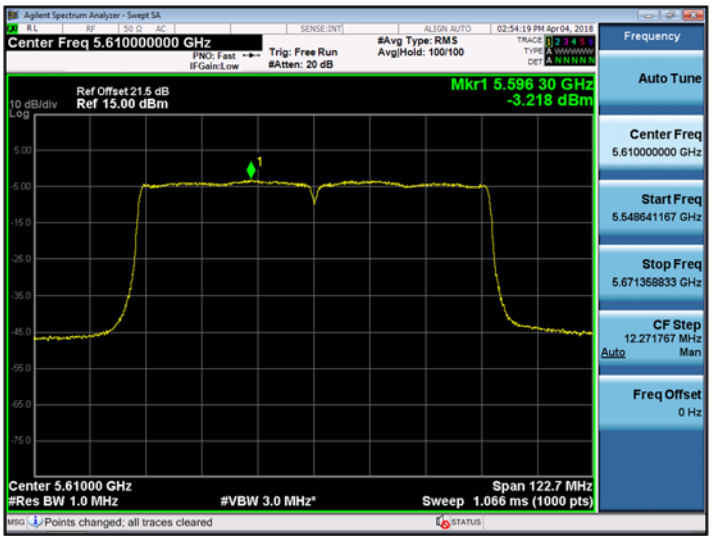	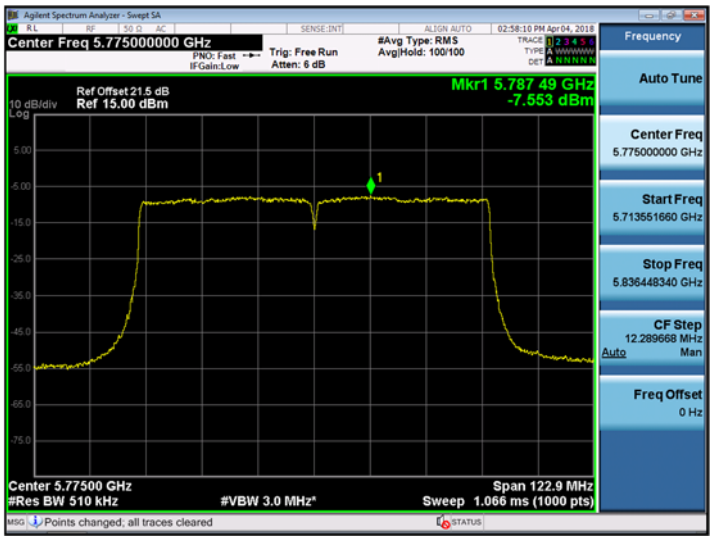

▣ TEST Plot for 802.11ac_VHT80_Ant.2

802.11ac_VHT80 UNII 1 BAND PSD CH 42	802.11ac_VHT80 UNII 2A BAND PSD CH 58
	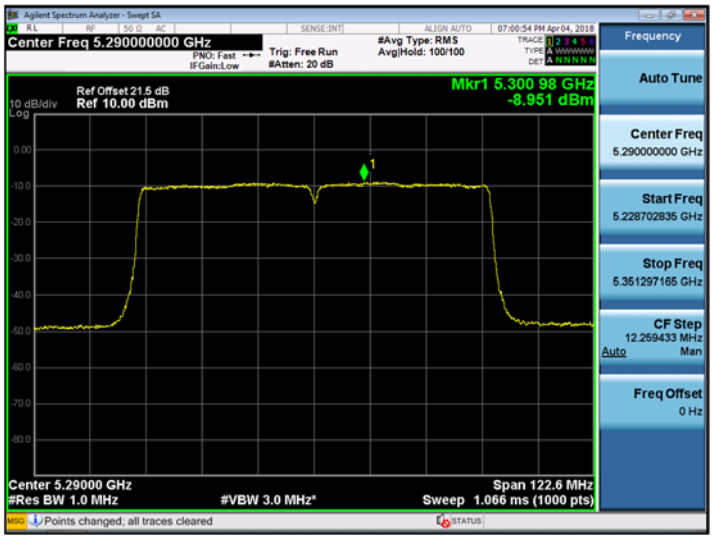
802.11ac_VHT80 UNII 2C BAND PSD CH 122	**802.11ac_VHT80 UNII 3 BAND PSD CH 155**
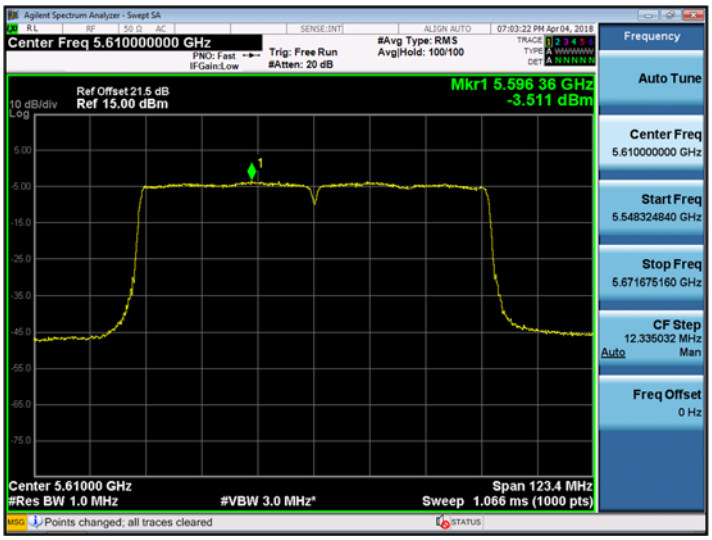	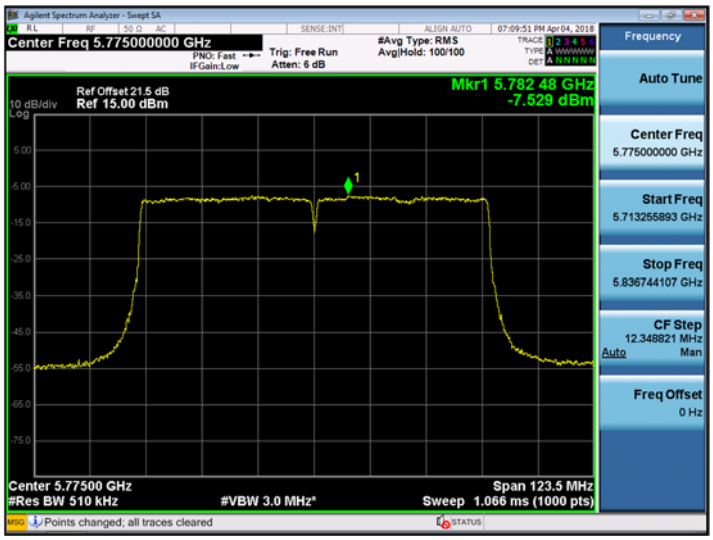

▣ TEST Plot for 802.11ac_VHT80_Ant.3

802.11ac_VHT80 UNII 1 BAND PSD CH 42	802.11ac_VHT80 UNII 2A BAND PSD CH 58
	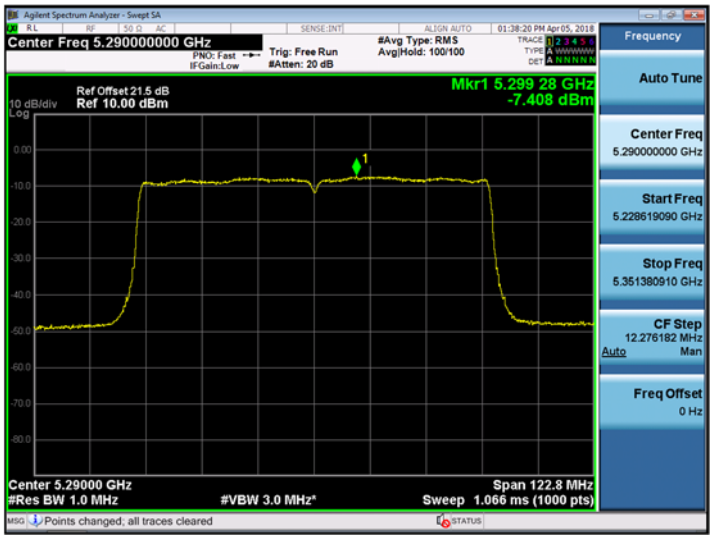
802.11ac_VHT80 UNII 2C BAND PSD CH 122	**802.11ac_VHT80 UNII 3 BAND PSD CH 155**
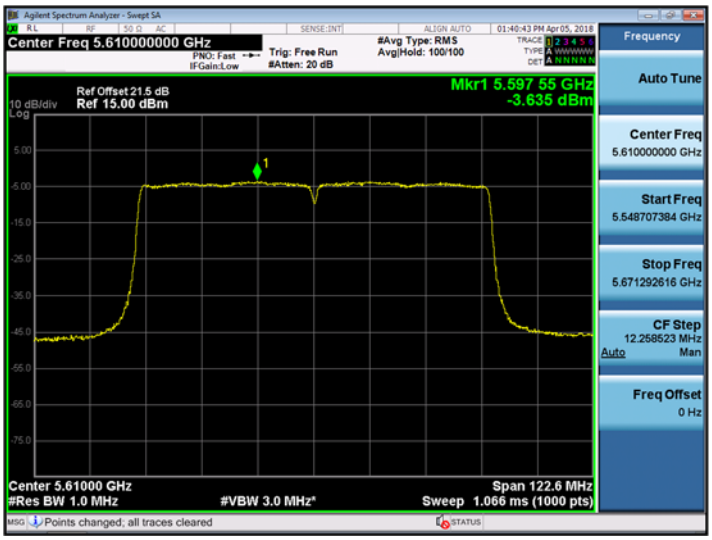	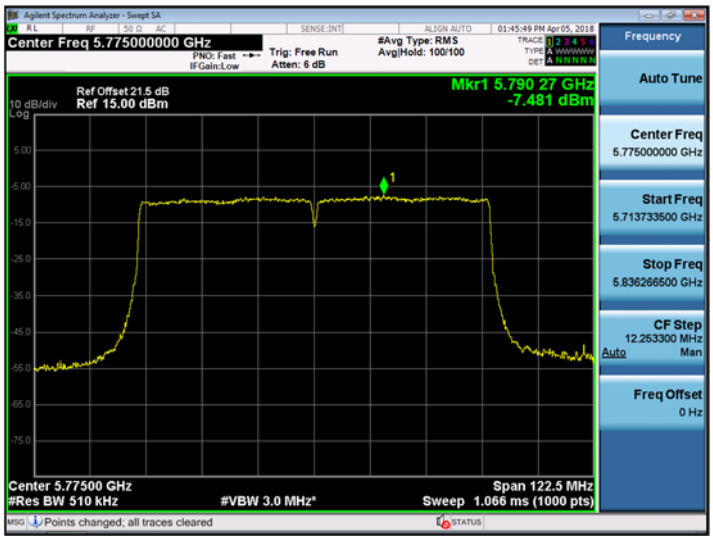

Ant.0, 2

▣ TEST RESULTS

Conducted Power Density Measurements

Frequency (MHz)	Channel No.	Mode	Test Result				
			Measured Power Density (dBm)	Duty Cycle Factor (dB)	Measured Power Density(dBm) + Duty Cycle Factor	Limit (dBm)	Pass/Fail
5210	42	802.11ac _VHT160	-8.707	0.471	-8.236	17	Pass
5290	58		-8.337	0.471	-7.866	11	Pass
5530	106		-7.792	0.471	-7.321	11	Pass
5610	122		-8.834	0.471	-8.363		Pass

Ant.1, 3

▣ TEST RESULTS

Conducted Power Density Measurements

Frequency (MHz)	Channel No.	Mode	Test Result				
			Measured Power Density (dBm)	Duty Cycle Factor (dB)	Measured Power Density(dBm) + Duty Cycle Factor	Limit (dBm)	Pass/Fail
5210	42	802.11ac _VHT160	-9.301	0.471	-8.830	17	Pass
5290	58		-6.659	0.471	-6.188	11	Pass
5530	106		-7.961	0.471	-7.490	11	Pass
5610	122		-6.794	0.471	-6.323		Pass

▣ **Sum Data of Ant.0, 2 and Ant.1, 3**

▣ **TEST RESULTS**

Conducted Power Density Measurements

Frequency (MHz)	Channel No.	Mode	Test Result				
			Measured Power Density (dBm)	Duty Cycle Factor (dB)	Measured Power Density(dBm) + Duty Cycle Factor	Limit (dBm)	Pass/Fail
5210	42	802.11ac _VHT160	-5.989	0.471	-5.518	17	Pass
5290	58		-4.447	0.471	-3.976	11	Pass
5530	106		-4.866	0.471	-4.395	11	Pass
5610	122		-4.744	0.471	-4.273		Pass

▣ TEST Plot for 802.11ac_VHT160_Ant.0, 2
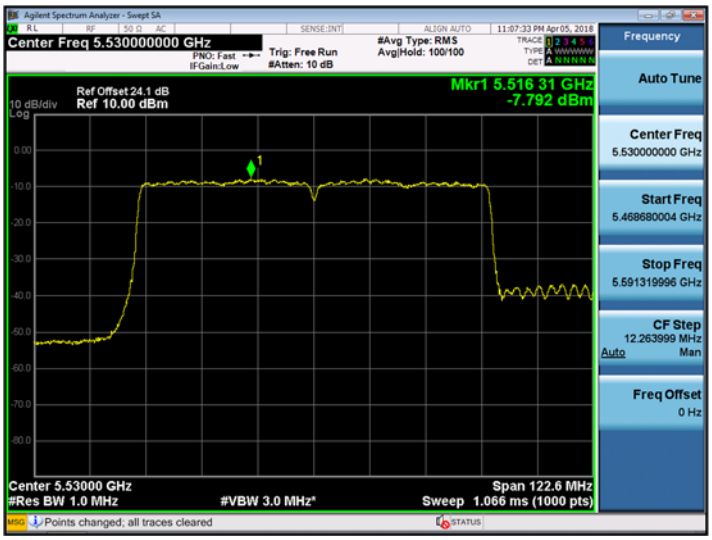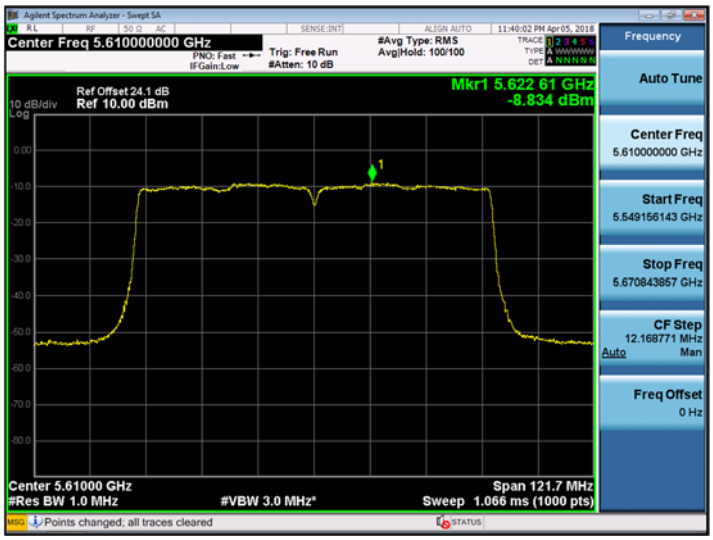
802.11ac_VHT160 PSD CH 42	802.11ac_VHT160 PSD CH 58
802.11ac_VHT160 PSD CH 106	**802.11ac_VHT160 PSD CH 122**