Client:	Ecobee Inc.
Product Name/Model:	Smart Thermostat Lite & Smart Thermostat Essential/ECB701
FCC ID:	WR9202428847PR
IC:	7981A-202428847PR

Test Setup Photos

Figure 1 – DUT Close Up

This report may not be reproduced, except in full, without prior written approval of Megalab Group Inc.



Figure 2 – Radiated Emissions Setup



Figure 3 – Radiated Emissions Setup
9kHz – 30MHz

This report may not be reproduced, except in full, without prior written approval of
Megalab Group Inc.



Figure 4 – Radiated Emissions Setup
30MHz – 1GHz

Note: As per ANSI C63.10-2013 Clause 6.3.1, below 1GHz, the height of the DUT was set to 80cm.
Above 1GHz, the height was raised to 1.5m.



Figure 5 – Radiated Emissions Setup
1GHz – 18GHz

Note: As per ANSI C63.10-2013 Clause 6.3.1, above 1GHz, the height of the DUT was set to 1.5m.

This report may not be reproduced, except in full, without prior written approval of
Megalab Group Inc.



Figure 6 – Radiated Emissions Setup
18GHz – 25GHz

This report may not be reproduced, except in full, without prior written approval of
Megalab Group Inc.

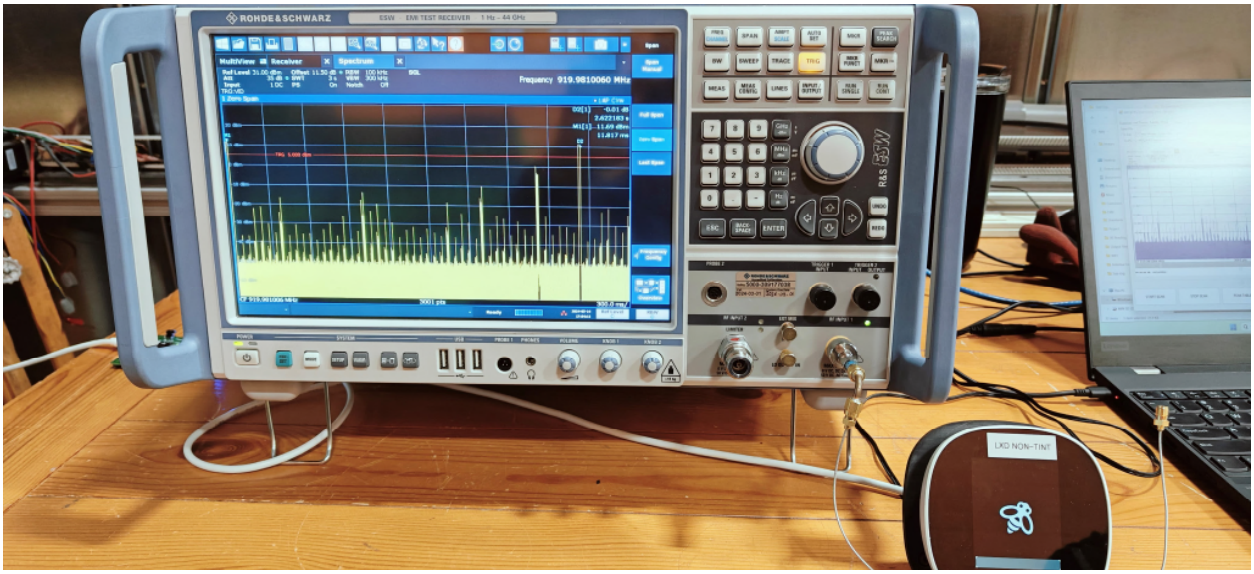

Figure 7 – Antenna Port Conducted Emissions Setup



Figure 8 – Conducted Emissions Setup

This report may not be reproduced, except in full, without prior written approval of Megalab Group Inc.

Figure 9 – Conducted Emissions Setup

This report may not be reproduced, except in full, without prior written approval of Megalab Group Inc.