Exhibit: Internal Photos

(WR9EBSMSW1V001)

Report File #: 7169003246-000

© TÜV SÜD Canada Inc. This test report shall not be reproduced except in full, without written approval of TÜV SÜD Canada Inc



Figure 1 – EUT Internal View – Photo 1

© TÜV SÜD Canada Inc. This test report shall not be reproduced except in full, without written approval of TÜV SÜD Canada Inc.



Figure 2 – EUT Internal View – photo 2

© TÜV SÜD Canada Inc. This test report shall not be reproduced except in full, without written approval of TÜV SÜD Canada Inc.



Figure 3 – EUT Internal View, PSU Top – Photo 1

© TÜV SÜD Canada Inc. This test report shall not be reproduced except in full, without written approval of TÜV SÜD Canada Inc.



Figure 4 – EUT Internal View, PSU Rear – Photo 2

© TÜV SÜD Canada Inc. This test report shall not be reproduced except in full, without written approval of TÜV SÜD Canada Inc.



Figure 5 – EUT Internal View, Main Board – Photo 1

© TÜV SÜD Canada Inc. This test report shall not be reproduced except in full, without written approval of TÜV SÜD Canada Inc.



Figure 6 – EUT Internal View, Main Board – Photo 2

© TÜV SÜD Canada Inc. This test report shall not be reproduced except in full, without written approval of TÜV SÜD Canada Inc.



Figure 7 – EUT Internal View, Flex PCB – Photo 1

© TÜV SÜD Canada Inc. This test report shall not be reproduced except in full, without written approval of TÜV SÜD Canada Inc.



Figure 8 – EUT Internal View, Flex PCB – Photo 2

© TÜV SÜD Canada Inc. This test report shall not be reproduced except in full, without written approval of TÜV SÜD Canada Inc.