Annex 4: Test setup photographs 20-1-0017102T01a-C01-A4

Number of pages:	5	**Date of Report:**	2021-Jun-04
Testing company:	CETECOM GmbH Im Teelbruch 116 45219 Essen Germany Tel. + 49 (0) 20 54 / 95 19-0 Fax: + 49 (0) 20 54 / 95 19-150	**Applicant:**	SICK AG
Product: **Model:**	**UWB Tag** **LOCU101-0110**		
FCC ID:	WRMLOCU1	**IC:**	10066A-LOCU1
Testing has been carried out in accordance with:	**Title 47 CFR, Chapter I** **FCC Regulations, Subchapter A** §15.250 **ISED-Regulations** RSS-Gen, Issue 5 RSS-220, Issue 1, Amendment 1 Deviations, modifications or clarifications (if any) to above mentioned documents are written in each section under "Test method and limit".		

The test results relate only to the individual items which have been tested. This report shall not be reproduced in parts without the written approval of the testing laboratory © Copyright: All rights reserved by CETECOM

Table of Contents

1 Radiated Test Set up Photographs below 960 MHz 3
2 Radiated Test Set up Photographs above 960 MHz 5

1 Radiated Test Set up Photographs below 960 MHz



Photograph 1: EUT Test Setup in the Semi anechoic chamber, Radiated interference field



Photograph 2: EUT Test Setup in the Semi anechoic chamber, Radiated interference field



Photograph 3: EUT Setup Magnetic Field Measurements in the Semi anechoic chamber



Photograph 4: EUT Setup Magnetic Field Measurements in the Semi anechoic chamber

2 Radiated Test Set up Photographs above 960 MHz



Photograph 5: EUT Test Setup in the anechoic chamber, Radiated interference field

End Of Annex 4