Introduzione

Grazie per aver acquistato questo prodotto.

Assicurarsi di leggere questa guida prima di utilizzare il prodotto al fine di garantirne un uso sicuro e appropriato. Tenere questa guida in un luogo sicuro in modo da potervi accedere agevolmente in caso di eventuali dubbi in futuro.

Istruzioni sulla sicurezza

Nella presente documentazione vengono utilizzati simboli grafici che indicano come utilizzare in sicurezza il prodotto e consentono di evitare infortuni o danni alle proprietà. Di seguito vengono riportati questi simboli con i relativi significati. Assicurarsi di comprendere tali simboli prima di leggere la guida.

⚠ Avvertenza	Questo simbolo indica informazioni, che, se ignorate, potrebbero provocare infortuni o il decesso dell'utente a causa di una gestione non corretta.
⚠ Attenzione	Questo simbolo indica informazioni, che, se ignorate, potrebbero provocare infortuni o danni fisici causati da una gestione non corretta.

⚠ Avvertenza
Utilizzare l'unità esclusivamente alla tensione specificata.
Verificare le specifiche del cavo di alimentazione. Se non si utilizza il cavo di alimentazione corretto, sussiste il rischio di incendi o scosse elettriche.
Non lasciare questo prodotto incustodito in luoghi soggetti a temperature insolitamente alte, ad esempio in un'auto con finestrini chiusi, alla luce solare diretta, accanto alla ventola di scarico di un condizionatore d'aria o di un termoconvettore. Le temperature elevate potrebbero deformare il prodotto, danneggiarlo internamente o essere causa di incendi.
Non posizionare vasi, recipienti contenenti acqua o contenitori medici su questo prodotto. Se viene versato del liquido dal contenitore, vi è il rischio di incendi o scosse elettriche.

Prestare attenzione quando si maneggia la spina di alimentazione.

Se non viene maneggiata correttamente, vi è il rischio di incendi o scosse elettriche.

Tenere presente i seguenti punti quando si maneggia la spina.

- Non sovraccaricare le prese a parete, le prolunghe o le ciabatte.
- Non collegare se sulla presa sono presenti sostanze estranee, ad esempio polvere.
- Assicurarsi che la spina sia interamente collegata.
- Non collegare o scollegare con mani umide.
- Non scollegare tirando il cavo di alimentazione.
- Non utilizzare un alimentatore diverso (adattatore CA).

Non utilizzare un cavo di alimentazione danneggiato.

In caso contrario, vi è il rischio di incendi o scosse elettriche.

- Non manomettere il cavo di alimentazione.
- Non posizionare oggetti pesanti sul cavo di alimentazione.
- Non applicare forza eccessiva sul cavo di alimentazione, non torcerlo né piegarlo.
- Non eseguire il cablaggio accanto a una stufetta elettrica.

Non installare o utilizzare questo prodotto in luoghi soggetti a umidità o esposti all'acqua, ad esempio in luoghi all'aperto, oppure in prossimità di bagni o docce.

In caso contrario, vi è il rischio di incendi o scosse elettriche.

Non toccare la spina durante i temporali.

In caso contrario, vi è il rischio di scosse elettriche.

Se si ravvisa una qualsiasi delle seguenti anomalie, spegnere immediatamente il prodotto, scollegare il cavo di alimentazione dalla presa elettrica e contattare il rivenditore locale o il centro di assistenza Epson.

- Se si nota del fumo fuoriuscire dal prodotto o si percepiscono odori o suoni anomali.
- Se acqua o sostanze estranee penetrano all'interno del prodotto.
- Se il prodotto è caduto e il telaio risulta danneggiato.

Se si continua a utilizzare il prodotto in una delle condizioni elencate, sussiste il rischio di incendi o scosse elettriche.

Non eseguire riparazioni autonomamente.

Tranne laddove indicato nel "Manuale dell'utente", il telaio di questo prodotto deve essere aperto esclusivamente da personale di assistenza qualificato. Non smontare o manomettere questo prodotto o le relative parti di ricambio.

Diverse sezioni all'interno del prodotto sono provviste di carica elettrica elevata con conseguente rischio di incendi o scosse elettriche.

⚠ Attenzione

Quando si sposta il dispositivo, assicurarsi di spegnere l'alimentazione, scollegare il cavo di alimentazione dalla presa elettrica e scollegare ogni cablaggio prima dello spostamento.

In caso contrario, vi è il rischio di incendi o scosse elettriche.

Non installare il prodotto in un luogo soggetto a umidità o polvere, quale il bancone di una cucina, nelle vicinanze di un umidificatore, oppure in un ambiente soggetto a fumo o vapori.

In caso contrario, vi è il rischio di incendi o scosse elettriche.

Non installare il prodotto nei seguenti luoghi.

- Su tappeti, letti, lenzuola ecc.
- Non coprirlo con lenzuola, tende, tovaglie ecc.

Non posizionare il prodotto su una superficie inclinata o instabile.

In caso contrario, potrebbe cadere e causare lesioni.

Quando si effettua la manutenzione del prodotto, non utilizzare panni umidi o solventi, quali alcool, benzene o diluenti.

In caso contrario, vi è il rischio di scosse elettriche o malfunzionamenti.

Non sedere su questo prodotto o posizionarvi sopra oggetti pesanti.

In caso contrario, vi è il rischio di lesioni.

Prima di effettuare la manutenzione del prodotto, assicurarsi di spegnere l'alimentazione, scollegare il cavo di alimentazione dalla presa elettrica e disconnettere ogni cablaggio.

In caso contrario, vi è il rischio di scosse elettriche.

Per motivi di sicurezza, assicurarsi di scollegare il cavo di alimentazione dalla presa elettrica quando il prodotto non viene utilizzato. Se l'isolamento si è deteriorato, vi è il rischio di incendi.
Durante l'uso del prodotto, assicurarsi che sia ad una distanza di almeno 22 cm (8 pollici) dal corpo.

AVVERTENZA: Il presente prodotto contiene sostanze chimiche, tra cui il piombo, che lo stato della California ha riconosciuto quale teratogeno e causa di anomalie all'apparato riproduttivo. ***Lavare le mani dopo l'utilizzo.*** (Il presente avviso viene fornito conformemente alla Proposition 65 di Cal. Health & Safety Code § 25249.5 e successivi.)

Caratteristiche

Invio wireless di immagini dai dispositivi video (funzione Origine)

È possibile inviare immagini da dispositivi che supportano uscita HDMI, tra cui registratori HDD, e riprodurre le immagini su MOVERIO BT-200.

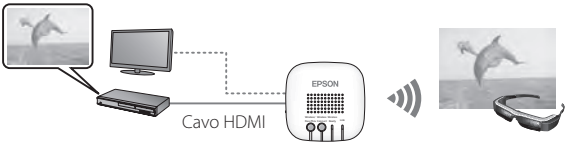

Ricezione wireless di immagini da MOVERIO BT-200 (funzione Sink)

È possibile ricevere immagini da MOVERIO BT-200, per poi riprodurle su un televisore o un proiettore.

Nota

È possibile connettersi a un solo MOVERIO BT-200 per inviare o ricevere immagini.

IT

Articoli in dotazione

Base



Cavo micro USB

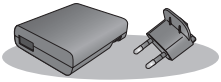

Adattatore CA
(Dipende dal paese)

Il cavo HDMI non è incluso. Per collegare un dispositivo HDMI, è necessario ottenere un cavo HDMI disponibile in commercio.

Parti e funzioni

Porte

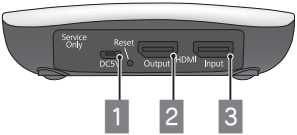

1 Porta micro USB

Fornisce alimentazione a questa unità. Collegare ad una presa elettrica tramite il cavo micro USB e l'adattatore CA in dotazione.

2 Porta di HDMI Output

Emette le immagini ricevute dall'HDMI Input o dalla connessione Miracast.

3 Porta di HDMI Input

Immette immagini da altri dispositivi.

Tasti e indicatori

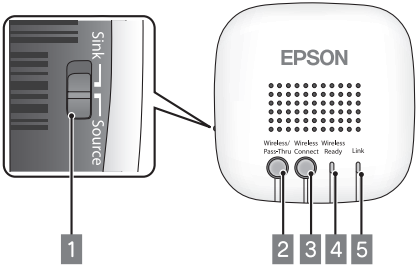

1 Interruttore a scorrimento

Cambia tra le funzioni Origine e Sink.

2 Tasto Wireless/Pass-Thru

Quando si scorre l'interruttore su [Source]:
Commuta il dispositivo in uscita tra MOVERIO BT-200 e il dispositivo collegato all'HDMI Output.

Quando si scorre l'interruttore su [Sink]:
Commuta il dispositivo in ingresso tra MOVERIO BT-200 e il dispositivo collegato all'HDMI Input.

3 Tasto Wireless Connect

Completa la connessione Miracast o cerca di connettersi di nuovo.

4 Indicatore Wireless Ready

Acceso: Connessione wireless disponibile.
Lampeggiante: Connessione wireless in avvio.

5 Indicatore Link

Acceso: Connessione wireless stabilita.
Lampeggiante: Connessione in corso.

Quando si verifica un errore, 4 e 5 lampeggiano alternativamente. Premere il tasto Reset.

Collegamenti

Invio di immagini da un dispositivo video a MOVERIO BT-200 (funzione Origine)

Collegare un cavo HDMI disponibile in commercio alla porta di HDMI Input di questa unità e alla porta HDMI del dispositivo che invia immagini. Impostare l'interruttore di scorrimento su Source.

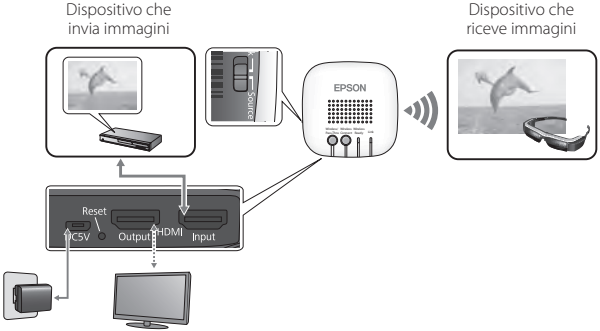

Connessione

1. Premere il tasto Wireless/Pass-Thru.

L'unità passa allo stato di standby connessione. Se si collega un dispositivo alla porta di HDMI Output, viene visualizzata la seguente schermata.

2. Avviare MOVERIO Mirror, che è preinstallato su MOVERIO BT-200, quindi connettersi a questa unità.

Per ulteriori dettagli, consultare il Manuale dell'utente MOVERIO BT-200. Quando si seleziona un dispositivo destinazione, controllare l'ID fissato all'unità. Durante la connessione, viene visualizzata la seguente schermata sul dispositivo collegato all'HDMI Output. Quando si stabilisce una connessione, la seguente schermata scompare e l'immagine viene visualizzata su MOVERIO BT-200.

Nota

Non è possibile emettere immagini contemporaneamente su MOVERIO BT-200 e sul dispositivo collegato alla porta di HDMI Output. Premere il tasto Wireless/Pass-Thru per cambiare il dispositivo in uscita senza modificare il collegamento del cavo.

IT

Ricezione di immagini da MOVERIO BT-200 da emettere su un televisore (funzione Sink)

Collegare un cavo HDMI disponibile in commercio alla porta di HDMI Output di questa unità e alla porta HDMI del dispositivo che riceve immagini.

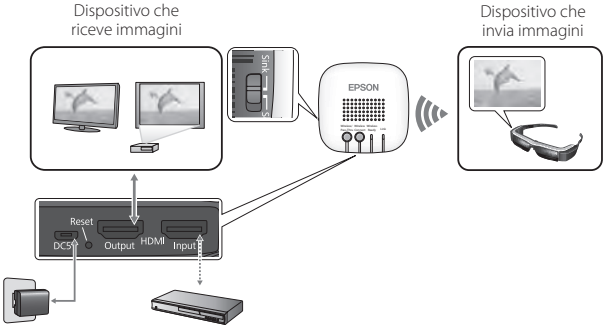

Connessione

1. **Premere il tasto Wireless/Pass-Thru.**

   L'unità passa allo stato di standby connessione. Se si collega un dispositivo alla porta di HDMI Output, viene visualizzata la seguente schermata.

2. **Avviare MOVERIO Mirror, che è preinstallato su MOVERIO BT-200, quindi connettersi a questa unità.**

   Per ulteriori dettagli, consultare il Manuale dell'utente MOVERIO BT-200. Quando si seleziona un dispositivo destinazione, controllare l'ID fissato all'unità. Durante la connessione, viene visualizzata la seguente schermata sul dispositivo collegato all'HDMI Output. Quando si stabilisce una connessione, la seguente schermata scompare e l'immagine viene visualizzata sul dispositivo collegato all'HDMI Output.

Impostazione

È possibile effettuare impostazioni dal browser web MOVERIO BT-200 o sul computer.

1. **Tenere premuti contemporaneamente i tasti Wireless/Pass-Thru e Wireless Connect per almeno cinque secondi.**

   L'unità entra in modalità di configurazione e viene visualizzato l'indirizzo IP dell'unità sul dispositivo collegato all'HDMI Output.

   Gli indicatori Wireless Ready e Link lampeggiano contemporaneamente.

2. **Immettere l'indirizzo IP visualizzato nella barra dell'URL del browser.**

   Viene visualizzata la schermata di configurazione.

3. **Effettuare le necessarie impostazioni.**

Voce	Funzione
Setting	Selezionare On o Off come impostazione di risparmio energetico.
Firmware Update	Aggiorna il firmware dell'unità. Controllare il firmware più recente sul sito http://www.epson.com
Factory Reset	Ripristina tutte le impostazioni originali.

Risoluzione dei problemi

Impossibile inviare o ricevere immagini

- Controllare che il cavo micro USB sia collegato correttamente.
- Controllare che l'adattatore CA sia collegato correttamente alla presa elettrica.
- Controllare che i dispositivi siano collegati correttamente all'HDMI Input o all'HDMI Output.
- Controllare che la sorgente di ingresso del dispositivo collegato all'HDMI Output sia commutata su HDMI.
- Controllare di aver selezionato correttamente le impostazioni Sink o Origine per questa unità e MOVERIO BT-200.
- Controllare che il dispositivo collegato supporti HDCP. I dispositivi che non supportano HDCP potrebbero non visualizzare immagini.
- Una volta trascorsi 15 minuti senza alcun ingresso di segnale durante lo stato di standby connessione, tale stato viene annullato. Premere il tasto Wireless/Pass-Thru per effettuare di nuovo la connessione.
- Non è possibile inviare e ricevere immagini contemporaneamente. Selezionare Source o Sink con l'interruttore a scorrimento.
- Se gli indicatori Wireless Ready e Link lampeggiano alternativamente, si è verificato un errore di connessione. Premere il tasto Wireless Connect per effettuare di nuovo la connessione o premere il tasto Reset per riavviare l'unità.
- Non è possibile connettersi contemporaneamente all'unità e all'access point tramite Wi-Fi.
- Controllare che l'impostazione Wi-Fi Direct su MOVERIO BT-200 sia attivata. Anche se l'impostazione Wi-Fi è attivata, la comunicazione non è possibile se l'impostazione Wi-Fi Direct è disattivata.

L'immagine è sfocata

- Quando si utilizzano dispositivi di comunicazione quali Wi-Fi o Bluetooth accanto a questa unità, le immagini vengono distorte da interferenze wireless. Allontanare il dispositivo di comunicazione dall'unità.

Non viene emesso alcun audio

- Controllare il volume del dispositivo che riproduce le immagini.

- Quando si ricevono immagini da MOVERIO BT-200, l'audio viene emesso solo se si utilizza MOVERIO Mirror per riprodurre immagini. Per ulteriori dettagli, consultare il Manuale dell'utente MOVERIO BT-200.

Specifiche

Porta	micro USB x1 (per alimentazione) HDMI Input x1 HDMI Output x1
Risoluzioni di ingresso	HDMI: 640x480p a 60 Hz 720x480p a 60 Hz 720x576p a 50 Hz 1280x720p a 50/60 Hz 1920x1080p a 24/30 Hz Miracast: 640x480p a 60 Hz 1280x720p a 25/30 Hz
Formato dei filmati supportati	MPEG2 (H.264+AAC)
Alimentazione	Alimentazione (adattatore CA) Da 100 a 240 V CA ± 10% 50/60 Hz Alimentazione (EHDMC10) 5 V CC
Consumo energetico	Durante la comunicazione Miracast: 5W Durante il risparmio energetico (nessun segnale): 0,3W
Ambiente operativo	Temperatura: Da +5 a +35°C Umidità: Da 20 a 80% (senza condensa)

Ambiente di conservazione	Temperatura: Da -10 a +60°C Umidità: Da 10 a 90% (senza condensa)
Dimensioni	115 x 115 x 30 mm (4.5 x 4.5 x 1.1 pollici)
Peso	130 g
Specifiche wireless	Standard wireless: IEEE 802.11b/g/n Banda di frequenza: 2,4 GHz, 1-13 ch Modulazione: OFDM e DS-SS Distanza di interferenza presunta: 10 m (32,8 piedi)

Informazioni sui dispositivi supportati

Visitare il sito web http://www.epson.com per informazioni sui dispositivi che possono inviare e ricevere contenuti di immagini utilizzando questo prodotto.

Marchi commerciali

Miracast™ è un marchio commerciale di Wi-Fi Alliance.

HDMI è un marchio commerciale o un marchio commerciale registrato di HDMI Licensing LLC.

Note generali

Note su LAN wireless

Non utilizzare la funzione LAN Wireless in Francia salvo in ambienti interni.

In caso di acquisto di questo prodotto fuori dai confini dell'America settentrionale e Taiwan, si noti che esso emette onde elettromagnetiche per LAN wireless sui canali 1-13. Non usare quindi la funzione LAN wireless in America settentrionale e Taiwan dove la legge in materia di telegrafia senza fili (Wireless Telegraphy Act) impone la limitazione ai canali della LAN wireless da 1 a 11.

Per l'uso in altri paesi, attenersi alle leggi e alle normative locali.

Normative della legge in materia di telegrafia senza fili (Wireless Telegraphy Act)

Le seguenti azioni sono vietate dalla legge in materia di telegrafia senza fili (Wireless Telegraphy Act).

- Modifica e smontaggio (antenna inclusa)
- Rimozione del cartellino di conformità

Limitazione d'uso

Il prodotto si basa sulle specifiche in vigore nel paese di acquisto. Se si utilizza il prodotto fuori dal paese di acquisto, rivolgersi al centro di assistenza locale.

Quando questo prodotto viene impiegato in applicazioni che richiedono un alto grado di affidabilità o sicurezza per quanto concerne il funzionamento e la precisione, come nel caso di dispositivi per trasporto aereo, treno, nave, motoveicoli, dispositivi per la prevenzione di disastri, dispositivi di sicurezza vari, deve essere utilizzato solo dopo aver considerato l'inclusione nel progetto di elementi di ridondanza e resistenza ai guasti aventi lo scopo di mantenere la sicurezza e l'affidabilità dell'intero sistema.

Dal momento che questo prodotto non è destinato ad applicazioni che richiedono un'elevata affidabilità/sicurezza, quali apparecchiature aerospaziali, apparecchiature di comunicazione principale, apparecchiature di controllo per impianti nucleari o apparecchiature mediche correlate all'assistenza medica diretta, valutare attentamente il prodotto per stabilirne l'effettiva idoneità.

Note sulla frequenza

Questo prodotto funziona nella stessa banda di frequenza di dispositivi industriali, come forni a microonde, scientifici e medici e di sistemi di identificazione degli oggetti mobili (RF-ID) (stazioni radio interne con licenza, amatoriali e stazioni radio a bassa potenza senza licenza (di seguito "altre stazioni radio")) utilizzati nelle linee di produzione della fabbrica.

1. Prima di usare questo prodotto, assicurarsi che non vi siano "altre stazioni radio" in uso nelle vicinanze.
2. Se questo prodotto provoca interferenze RF tra il prodotto e "altre stazioni radio", spostarsi immediatamente in un'altra posizione, cessare di utilizzare il prodotto e rivolgersi al rivenditore locale per chiedere consi-

gli sull'eliminazione delle interferenze (ad esempio, per impostare delle partizioni).

3. Inoltre, quando si verificano pericolose interferenze di onde radio tra il prodotto e "altre stazioni radio", rivolgersi al rivenditore locale.

Conformità JIS C 61000-3-2

Questo prodotto è conforme allo standard armonico "JIS C 61000-3-2" attuale.

IT

Einleitung

Wir freuen uns, dass Sie sich für dieses Produkt entschieden haben.

Um eine sichere und richtige Verwendung sicherzustellen, lesen Sie diese Anleitung vorher sorgfältig durch. Bewahren Sie diese Anleitung an einem sicheren Ort auf, damit Sie sie bei zukünftigen Fragen leicht wiederfinden.

Sicherheitshinweise

Diese Dokumentation zeigt anhand von grafischen Symbolen, wie das Produkt sicher zu verwenden ist und Personen- oder Sachschäden vermieden werden können. Diese Symbole und ihre Bedeutung werden nachfolgend gezeigt. Stellen Sie sicher, dass Sie diese Symbole verstehen, bevor Sie diese Anleitung lesen.

⚠ Warnung	Dieses Symbol verweist auf Informationen, die bei Nichtbeachtung durch falsche Handhabung möglicherweise zu Verletzungen oder sogar zum Tod führen können.
⚠ Achtung	Dieses Symbol verweist auf Informationen, die bei Nichtbeachtung durch falsche Handhabung möglicherweise zu Verletzungen oder zu Sachschäden führen können.

⚠ Warnung
Das Gerät nur mit der vorgeschriebenen Spannung verwenden.
Die technischen Daten des Netzkabels überprüfen. Die Verwendung des falschen Netzkabels kann zu Brand oder elektrischem Schlag führen.
Dieses Produkt nicht unbeaufsichtigt in Umgebungen liegen lassen, in denen ungewöhnlich hohe Temperaturen auftreten können, wie z. B. in einem Auto mit geschlossenen Fenstern, in direktem Sonnenlicht oder direkt neben der Abluft einer Klima- oder Heizungsanlage. Hohe Temperaturen können das Produkt verformen, interne Bauteile beschädigen oder einen Brand verursachen.
Keine Vasen, mit Wasser gefüllte Behälter oder medizinische Behälter auf dieses Produkt stellen. Wird Flüssigkeit aus dem Behälter verschüttet, kann es zu Brand oder elektrischem Schlag kommen.

Mit dem Netzstecker vorsichtig umgehen.

Bei falscher Handhabung kann es zu Brand oder elektrischem Schlag kommen.

Bei der Handhabung des Steckers die folgenden Punkte beachten.

- Wandsteckdosen, Verlängerungskabel oder Mehrfachsteckdosen nicht überlasten.
- Wenn sich Fremdkörper, wie z. B. Staub, auf dem Stecker befinden, den Stecker nicht einstecken.
- Sicherstellen, dass der Stecker vollständig eingesteckt ist.
- Den Stecker nicht mit feuchten Händen ein- oder ausstecken.
- Den Stecker nicht durch Ziehen am Netzkabel ausstecken.
- Keine andere Stromversorgung (Netzteil) verwenden.

Ein beschädigtes Netzkabel nicht verwenden.

Andernfalls kann es zu Brand oder elektrischem Schlag kommen.

- Das Netzkabel nicht modifizieren.
- Keine schweren Gegenstände auf das Netzkabel stellen.
- Das Netzkabel nicht biegen, verdrehen und keiner übermäßigen Kraft aussetzen.
- Nicht neben einer Elektroheizung verlegen.

Dieses Produkt nicht in einer Umgebung installieren oder verwenden, in der es Feuchtigkeit oder Wasser ausgesetzt ist, wie z. B. im Freien oder in der Nähe einer Badewanne oder Dusche.

Andernfalls kann es zu Brand oder elektrischem Schlag kommen.

Den Stecker bei einem Gewitter nicht berühren.

Andernfalls kann es zu einem elektrischen Schlag kommen.

Wenn eine der folgenden Abnormalitäten bemerkt wird, das Produkt sofort ausschalten, das Netzkabel von der Netzsteckdose trennen und einen Fachhändler vor Ort oder das Epson-Service-Callcenter kontaktieren.

- Aus dem Produkt treten Rauch, ungewöhnliche Gerüche oder Geräusche aus.
- Wasser oder Fremdkörper sind in das Produkt gelangt.
- Das Produkt ist heruntergefallen und das Gehäuse wurde beschädigt.

Wird das Produkt unter einer dieser Bedingungen weiter verwendet, kann es zu Brand oder elektrischem Schlag kommen.

Keine eigenmächtigen Reparaturen durchführen.

Sofern in dieser Bedienungsanleitung nicht anders angegeben, darf das Gehäuse dieses Produktes nur von qualifiziertem Kundendienstpersonal geöffnet werden. Dieses Produkt oder zugehörige Verbrauchsmaterialien nicht zerlegen oder umbauen.

Viele Teile im Inneren des Produktes stehen unter einer hohen elektrischen Spannung, die zu einem Brand oder elektrischen Schlag führen kann.

⚠ Achtung

Muss das Produkt bewegt werden, das Gerät vorher ausschalten, das Netzkabel aus der Netzsteckdose ziehen und alle Kabel trennen.

Andernfalls kann es zu Brand oder elektrischem Schlag kommen.

Das Produkt nicht an feuchten oder staubigen Orten oder an Orten aufstellen, wo es Rauch oder Dampf ausgesetzt ist, wie z. B. in einer Küche oder in der Nähe von Luftbefeuchtern.

Andernfalls kann es zu Brand oder elektrischem Schlag kommen.

Das Produkt nicht an den folgenden Orten aufstellen.

- Auf einem Teppich, einem Bett, einer Decke usw.
- Nicht mit einer Decke, einem Vorhang, einer Tischdecke usw. abdecken.

Das Produkt nicht auf einer schrägen oder instabilen Fläche aufstellen.

Anderenfalls könnte es herunterfallen und Verletzungen verursachen.

Bei der Wartung des Produktes kein feuchtes Tuch und keine Lösungsmittel, wie z. B. Alkohol, Benzin oder Verdünnung, verwenden.

Andernfalls kann es zu einem elektrischen Schlag oder Betriebsstörungen kommen.

Nicht auf das Produkt setzen oder schwere Gegenstände auf das Produkt stellen.

Andernfalls können Verletzungen die Folge sein.

Muss das Produkt gewartet werden, das Gerät vorher ausschalten, das Netzkabel aus der Netzsteckdose ziehen und alle Kabel trennen.

Andernfalls kann es zu einem elektrischen Schlag kommen.

Aus Sicherheitsgründen darauf achten, bei Nichtbenutzung des Produktes das Netzkabel aus der Steckdose zu ziehen. Bei einer verminderten Isolierung kann sich ein Brand entwickeln.
Bei Verwendung des Produktes sicherstellen, dass es mindestens 22 cm (8 Zoll) von Ihrem Körper entfernt ist.

Warnung: Dieses Produkt enthält Chemikalien, einschließlich Blei, die im Staat Kalifornien dafür bekannt sind, Geburtsfehler und andere Schädigungen der Fortpflanzungsfähigkeit zu verursachen. ***Nach der Handhabung Hände waschen.*** (Dieser Hinweis wird entsprechend Aussage 65 im kalifornischen Health and Safety Code § 25249.5 und aktueller angegeben.)

Merkmale und Funktionen

Drahtlos Bilder von Videogeräten senden (Funktion als Quelle)

Sie können Bilder von Geräten, die HDMI-Ausgabe unterstützen, wie z. B. Festplattenrekordern, senden und am MOVERIO BT-200 wiedergeben.

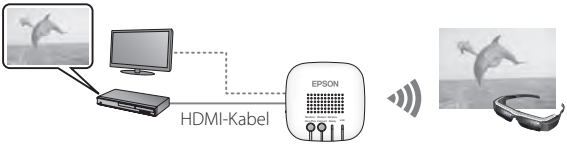

Drahtlos Bilder vom MOVERIO BT-200 empfangen (Funktion als Senke)

Sie können Bilder vom MOVERIO BT-200 empfangen und anschließend an einem Fernseher oder Projektor wiedergeben.

DE

Hinweis

Sie können sich zum Senden oder Empfangen von Bildern nur mit jeweils einem MOVERIO BT-200 verbinden.

Lieferumfang

Basisgerät



Micro-USB-Kabel

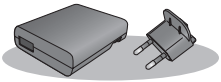

Netzteil
(Je nach Land)

Ein HDMI-Kabel wird nicht mitgeliefert. Zum Anschließen eines HDMI-Gerätes benötigen Sie ein handelsübliches HDMI-Kabel.

Teile und Funktionen

Anschlüsse

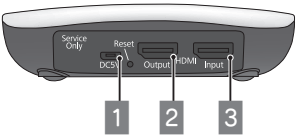

1 Micro-USB-Anschluss

Versorgt dieses Gerät mit Strom. Verbinden Sie ihn über das mitgelieferte Micro-USB-Kabel und Netzteil mit einer Steckdose.

2 HDMI Output

Gibt vom HDMI Input oder per Miracast-Verbindung empfangene Bilder aus.

3 HDMI Input

Speist Bilder von anderen Geräten ein.

Tasten und Indikatoren

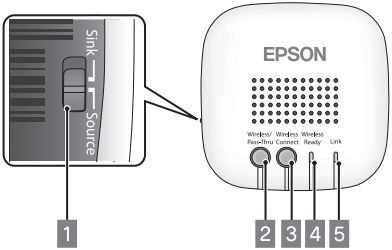

1 Schiebeschalter

Schaltet zwischen Quelle- und Senke-Funktion um.

2 Wireless/Pass-Thru-Taste

Beim Einstellen des Schalters auf [Source]:

Schaltet zwischen dem MOVERIO BT-200 und dem mit dem HDMI Output verbundenen Gerät als Ausgabegerät um.

Beim Einstellen des Schalters auf [Sink]:

Schaltet zwischen dem MOVERIO BT-200 und dem mit dem HDMI Input verbundenen Gerät als Eingabegerät um.

3 Wireless Connect-Taste

Schließt das Herstellen der Miracast-Verbindung ab oder versucht, erneut eine Verbindung herzustellen.

4 Wireless Ready-Indikator

Ein: Drahtlosverbindung ist verfügbar.

Blinkt: Drahtlosverbindung wird gestartet.

5 Link-Indikator

Ein: Drahtlosverbindung wurde hergestellt.

Blinkt: Verbindungsaufbau.

Wenn ein Fehler auftritt, blinken 4 und 5 abwechselnd. Drücken Sie die Reset-Taste.

Verbindungen

Bilder von einem Videogerät an Ihren MOVERIO BT-200 senden (Funktion als Quelle)

Verbinden Sie ein handelsübliches HDMI-Kabel mit dem HDMI Input an diesem Gerät und dem HDMI-Anschluss des Gerätes, das die Bilder sendet. Stellen Sie den Schiebeschalter auf Source ein.

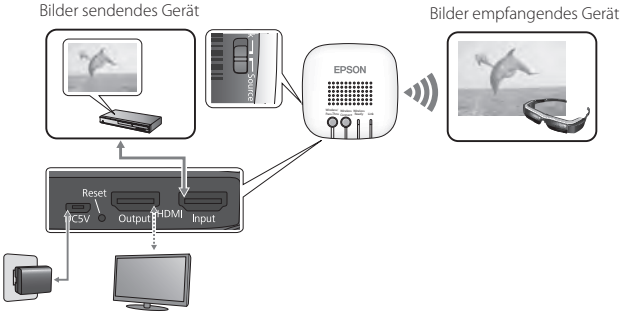

Verbinden

1. Drücken Sie die Wireless/Pass-Thru-Taste.

Das Gerät wechselt in den Verbindungsbereitschaftszustand. Wenn Sie ein Gerät mit dem HDMI Output verbinden, erscheint der folgende Bildschirm.

2. **Starten Sie das auf dem MOVERIO BT-200 vorinstallierte MOVERIO Mirror; stellen Sie dann eine Verbindung zu diesem Gerät her.**

   Weitere Einzelheiten entnehmen Sie bitte der Bedienungsanleitung zum MOVERIO BT-200. Prüfen Sie bei Auswahl eines Zielgerätes die am Gerät angebrachte ID. Sie sehen während des Verbindungsaufbaus folgenden Bildschirm am mit dem HDMI Output verbundenen Gerät. Wenn eine Verbindung hergestellt ist, verschwindet der folgende Bildschirm und das Bild wird am MOVERIO BT-200 angezeigt.

Hinweis

Sie können Bilder nicht gleichzeitig an den MOVERIO BT-200 und das mit dem HDMI Output verbundene Gerät ausgeben. Drücken Sie zum Wechseln des Ausgabegerätes ohne Änderung der Verkabelung die Wireless/Pass-Thru-Taste.

DE

Bilder vom MOVERIO BT-200 zur Ausgabe an einem Fernseher empfangen (Funktion als Senke)

Verbinden Sie ein handelsübliches HDMI-Kabel mit dem HDMI Output an diesem Gerät und dem HDMI-Anschluss des Gerätes, das die Bilder empfängt.

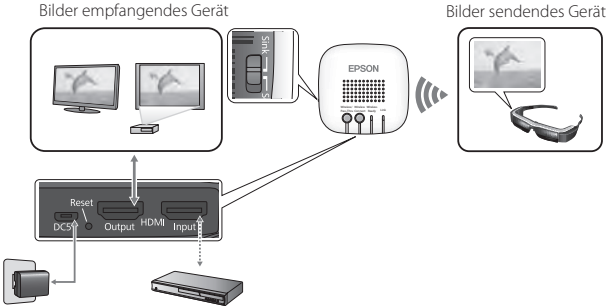

Verbinden

1. Drücken Sie die Wireless/Pass-Thru-Taste.

Das Gerät wechselt in den Verbindungsbereitschaftszustand. Wenn Sie ein Gerät mit dem HDMI Output verbinden, erscheint der folgende Bildschirm.

2. **Starten Sie das auf dem MOVERIO BT-200 vorinstallierte MOVERIO Mirror; stellen Sie dann eine Verbindung zu diesem Gerät her.**

   Weitere Einzelheiten entnehmen Sie bitte der Bedienungsanleitung zum MOVERIO BT-200. Prüfen Sie bei Auswahl eines Zielgerätes die am Gerät angebrachte ID. Sie sehen während des Verbindungsaufbaus folgenden Bildschirm am mit dem HDMI Output verbundenen Gerät. Wenn eine Verbindung hergestellt ist, verschwindet der folgende Bildschirm und das Bild wird am mit dem HDMI Output verbundenen Gerät angezeigt.

DE

Einstellung

Sie können Einstellungen über den MOVERIO BT-200-Webbrowser oder an Ihrem Computer vornehmen.

1. **Halten Sie die Wireless/Pass-Thru- und die Wireless Connect-Taste gleichzeitig mindestens fünf Sekunden lang gedrückt.**

   Das Gerät ruft den Einrichtungsmodus auf und die IP-Adresse des Gerätes wird am mit dem HDMI Output verbundenen Gerät angezeigt.
   Wireless Ready- und Link-Indikator blinken gleichzeitig.

2. **Geben Sie die angezeigte IP-Adresse in das URL-Feld Ihres Browsers ein.**

   Der Einrichtungsbildschirm wird angezeigt.

3. **Nehmen Sie die erforderlichen Einstellungen vor.**

Element	Funktion
Setting	Energiespareinstellung ein- oder ausschalten.
Firmware Update	Geräte-Firmware aktualisieren. Suchen Sie unter http://www.epson.com nach der neuesten Firmware
Factory Reset	Alle Einstellungen auf die Originaleinstellungen zurücksetzen.

Fehlersuche

Senden oder Empfangen von Bildern nicht möglich

- Prüfen Sie, ob das Micro-USB-Kabel richtig angeschlossen ist.
- Stellen Sie sicher, dass das Netzteil richtig in eine Steckdose eingesteckt ist.
- Vergewissern Sie sich, dass die Geräte richtig mit dem HDMI Input bzw. HDMI Output verbunden sind.
- Stellen Sie sicher, dass die Eingangsquelle des mit dem HDMI Output verbundenen Gerätes auf HDMI eingestellt ist.
- Vergewissern Sie sich, dass Sie die richtigen Senke- oder Quelle-Einstellungen für dieses Geräte und den MOVERIO BT-200 ausgewählt haben.
- Prüfen Sie, ob das angeschlossene Gerät HDCP unterstützt. Geräte, die HDCP nicht unterstützen, zeigen Bilder möglicherweise nicht richtig an.
- Falls während des Verbindungsbereitschaftszustands 15 Minuten ohne Signaleingang vergangen sind, wird der Verbindungsbereitschaftszustand abgebrochen. Drücken Sie zum erneuten Verbinden die Wireless/Pass-Thru-Taste.
- Sie können Bilder nicht gleichzeitig senden und empfangen. Wählen Sie mit dem Schiebeschalter Source oder Sink.
- Falls der Wireless Ready- und der Link-Indikator abwechseln blinken, ist ein Verbindungsfehler aufgetreten. Drücken Sie die Wireless Connect-Taste zur erneuten Verbindung bzw. drücken Sie zum Neustarten des Gerätes die Reset-Taste.
- Sie können nicht gleichzeitig per WLAN eine Verbindung zu diesem Gerät und Ihrem Zugangspunkt herstellen.
- Prüfen Sie, ob die WiFi Direct-Einstellung am MOVERIO BT-200 aktiviert ist. Beachten Sie, dass selbst bei aktivierter WLAN-Einstellung eventuell keine Kommunikation möglich ist, wenn die WiFi Direct-Einstellung deaktiviert ist.

Das Bild ist verschwommen

- Wenn Sie Kommunikationsgeräte, wie WLAN- oder Bluetooth-Geräte, in der Nähe dieses Produktes verwenden, können Funkstörungen zu einem verzerrten Bild führen. Entfernen Sie das Kommunikationsgerät von diesem Produkt.

Es wird kein Ton ausgegeben

- Prüfen Sie die Lautstärkeeinstellung an dem Gerät, das die Bilder wiedergibt.

- Wenn Sie Bilder vom MOVERIO BT-200 empfangen, wird der Ton nur ausgegeben, wenn Sie MOVERIO Mirror zur Bildwiedergabe nutzen. Weitere Einzelheiten entnehmen Sie bitte der Bedienungsanleitung zum MOVERIO BT-200.

Technische Daten

Anschlüsse	Micro-USB x 1 (zur Stromversorgung) HDMI Input x 1 HDMI Output x 1
Eingangsauflösungen	HDMI: 640 x 480p bei 60 Hz 720 x 480p bei 60 Hz 720 x 576p bei 50 Hz 1280 x 720p bei 50/60 Hz 1920 x 1080p bei 24/30 Hz Miracast: 640 x 480p bei 60 Hz 1280 x 720p bei 25/30 Hz
Unterstütztes Filmformat	MPEG2 (H.264+AAC)
Stromversorgung	Stromversorgung (Netzteil) 100 bis 240 V Wechselspannung ± 10 %, 50/60 Hz Stromversorgung (EHDMC10) 5 V Gleichspannung
Leistungsaufnahme	Während Miracast-Kommunikation: 5 W Im Energiesparmodus (kein Signal): 0,3 W
Betriebsumgebung	Temperatur: 5 bis 35 °C Feuchtigkeit: 20 bis 80 % (nicht kondensierend)
Lagerumgebung	Temperatur: -10 bis 60 °C Feuchtigkeit: 10 bis 90 % (nicht kondensierend)

Abmessungen	115 x 115 x 30 mm (4,5 x 4,5 x 1,1 Zoll)
Gewicht	130 g
WLAN-Spezifikationen	WLAN-Standard: IEEE 802.11b/g/n Frequenzband: 2,4 GHz, Kanal 1-13 Modulation: OFDM und DS-SS Angenommener Störabstand: 10 m (32,8 Fuß)

Informationen zu unterstützten Geräten

Informationen zu Geräten, die Bildinhalte über dieses Produkt senden und empfangen können, finden Sie auf der Webseite http://www.epson.com

Über Marken

Miracast™ ist eine Marke der Wi-Fi Alliance.

HDMI ist eine Marke oder eingetragene Marke von HDMI Licensing LLC.

Allgemeine Hinweise

WLAN-Hinweise

Verwenden Sie die WLAN-Funktion in Frankreich ausschließlich in Innenräumen.

Wenn Sie dieses Produkt außerhalb von Nordamerika und Taiwan erwerben, beachten Sie bitte, dass dieses Produkt elektromagnetische Funkwellen auf Kanal 1 bis 13 ausstrahlt. Verwenden Sie die WLAN-Funktion in Nordamerika und Taiwan daher nicht an Orten, an denen WLAN-Kanäle gemäß Wireless Telegraphy Act auf 1 bis 11 beschränkt sind.

Befolgen Sie bei der Nutzung in anderen Regionen die örtlichen Gesetze und Regularien.

Regularien des Wireless Telegraphy Act

Folgende Handlungen sind gemäß Wireless Telegraphy Act verboten.

- Änderung und Demontage (einschließlich der Antenne)
- Entfernung des Konformitätsetiketts

Nutzungsbeschränkungen

Dieses Produkt ist basierend auf den technischen Daten des Verkaufslandes hergestellt. Wenden Sie sich zur Benutzung dieses Produktes außerhalb des Verkaufslandes an das nächstgelegene Kundencenter.

Wenn dieses Produkt für Anwendungen verwendet wird, bei denen es auf hohe Zuverlässigkeit/Sicherheit von Funktion und Präzision ankommt, wie z. B. Transportvorrichtungen beim Flug-, Zug-, Schiffs- und Kfz-Verkehr usw., Vorrichtungen zur Katastrophenverhinderung, verschiedene Sicherheitsvorrichtungen, sollten Sie dieses Produkt erst verwenden, wenn Sie erwägt haben, Fail-Safe-Vorrichtungen und Redundanzsysteme in Ihre Auslegung miteinzubeziehen, um die Sicherheit und Zuverlässigkeit des gesamten Systems zu gewährleisten.

Da dieses Produkt nicht für den Einsatz bei Anwendungen vorgesehen ist, bei denen es auf extrem hohe Zuverlässigkeit/Sicherheit ankommt, wie beispielsweise in der Raumfahrt, bei primären Kommunikationseinrichtungen, Kernenergiekontrollanlagen oder medizinischen Vorrichtungen für die direkte medizinische Pflege, überlegen Sie bitte nach umfassender Evaluierung genau, ob das Produkt für Ihre Zwecke geeignet ist.

Hinweise zur Frequenz

Dieses Produkt arbeitet in demselben Frequenzband wie Industriegeräte, z. B. Mikrowellenöfen, wissenschaftliche und medizinische Geräte und mobile Objektidentifikations- (RFID) Systeme (Schanklokal-, Amateur- und nicht lizenzierte spezifizierte Funkstationen mit geringer Leistung (nachstehend „andere Funkstationen“ genannt)), die in Werksproduktionsstraßen verwendet werden.

1. Stellen Sie vor Nutzung dieses Produktes sicher, dass keine „anderen Funkstationen“ in der Nähe verwendet werden.
2. Falls dieses Produkt RF-Störungen zwischen dem Produkt und „anderen Funkstationen“ verursacht, bringen Sie es schnell an einen anderen Ort, stellen Sie die Verwendung des Produktes ein und erkundigen Sie sich bei Ihrem örtlichen Händler nach Maßnahmen zur Verhinderung von Störungen (z. B. Aufstellung von Trennwänden).
3. Wenden Sie sich außerdem an Ihren örtlichen Händler, wenn Funkwellenstörungen zwischen dem Produkt und „anderen Funkstationen“ auftreten.

JIS C 61000-3-2-Konformität

Dieses Produkt stimmt mit dem aktuellen „JIS C 61000-3-2“-Standard bezüglich Oberschwingungen überein.

소개

본 제품을 구입해주셔서 대단히 감사합니다.

본 제품을 안전하고 올바르게 사용하기 위해서 사용 전에 반드시 설명서를 잘 읽어 보시기 바랍니다. 사용 중 궁금한 점이 발생하면 쉽게 찾을 수 있도록 가까운 곳에 보관하시기 바랍니다.

안전 지시사항

본 설명서에는 제품의 안전하고 올바른 사용을 위해 아래의 그래픽 기호를 사용하고 있습니다. 인체 또는 재산상의 손해를 미연에 방지하기 위해 내용을 잘 이해하고 준수하여 주시기 바랍니다. 그래픽 기호와 의미는 다음과 같습니다. 내용을 충분히 숙지하신 다음 본 설명서를 읽어 주시기 바랍니다.

⚠ 경고	이 표시의 주의사항을 지키지 않고 잘못 취급하면 사망이나 중상 등 사고의 원인이 되거나 큰 손해를 입을 가능성이 있습니다.
⚠ 주의	이 표시의 주의사항을 지키지 않고 잘못 취급하면 부상을 당하거나 재산상의 손해를 입을 수 있습니다.

⚠ 경고
표시된 전압을 준수하여 제품을 사용하십시오.
전원 케이블 규격을 확인하십시오. 올바른 전원 케이블을 사용하지 않으면 화재 또는 감전 사고의 원인이 됩니다.
본 제품을 창문이 꼭 닫힌 자동차 안이나 직사광선이 닿는 장소, 에어컨, 히터의 송풍구 등 비정상적으로 온도가 높아지는 장소에 방치하지 마십시오. 열에 의한 변형이나 제품 내부의 부품에 악영향을 주고 화재의 원인이 될 수 있습니다.
본 제품 위에 꽃병, 물이 담긴 용기나 약품 등을 두지 마십시오. 액체 등이 제품 내부로 들어가면 화재 또는 감전 사고의 원인이 됩니다.

전원 플러그 취급 시 주의하십시오.

잘 못 취급하면 화재 또는 감전 사고의 원인이 됩니다.

플러그를 다룰 때는 다음 사항에 주의하시기 바랍니다.

- 콘센트, 연장 케이블 또는 전원 스트립에 과부하가 걸리지 않도록 하십시오.
- 전원 플러그를 먼지 등 이물질이 묻은 상태로 꽂지 마십시오.
- 전원 플러그를 끝까지 완전히 꽂으십시오.
- 젖은 손으로 전원 플러그를 꽂거나 뽑지 마십시오.
- 전원 플러그를 뽑을 때 전원 케이블을 당기지 마십시오.
- 다른 전원 공급 장치(AC 어댑터)를 사용하지 마십시오.

손상된 전원 케이블을 사용하지 마십시오.

화재 또는 감전 사고의 원인이 될 수 있습니다.

- 전원 케이블을 개조하지 마십시오.
- 전원 케이블 위에 무거운 물체를 올려놓지 마십시오.
- 전원 케이블을 무리하게 구부리거나, 비틀거나, 잡아당기지 마십시오.
- 전열기 근처에 배선하지 마십시오.

옥외나 욕실, 샤워실 등 물이나 비에 젖을 우려가 있는 장소, 습기가 많은 곳에서 사용하거나 설치하지 마십시오.

화재 또는 감전 사고의 원인이 될 수 있습니다.

뇌우 시 플러그를 만지지 마십시오.

감전 사고의 원인이 될 수 있습니다.

다음과 같은 비정상적인 경우 즉시 전원을 끄고 전원 플러그를 콘센트에서 뽑고, 구입처 또는 고객 지원 센터에 문의하십시오.

- 제품에서 연기가 나거나, 이상한 냄새, 이상한 소리가 나는 경우
- 제품 내부에 물이나 이물질이 들어간 경우
- 제품을 떨어뜨렸거나 케이스가 손상된 경우

이 상태로 제품을 계속 사용하면 화재 또는 감전 사고의 원인이 됩니다.

직접 수리하는 것은 위험하므로 절대로 하지 마십시오.

전문 엔지니어를 제외하고 "사용설명서"에 기재된 경우 외에는 본 제품의 케이스를 열지 마십시오.

본 제품 및 부속품을 포함하여 분해나 개조는 절대로 하지 마십시오.

⚠ 주의

제품을 이동할 경우에는 반드시 전원을 끄고, 전원 플러그를 콘센트에서 뽑고 케이블을 분리한 후 이동하십시오.
화재 또는 감전 사고의 원인이 될 수 있습니다.

습기나 먼지가 많은 장소, 조리대나 가습기 근처 등 그을음, 연기, 수증기가 닿을 수 있는 곳에 두지 마십시오.
화재 또는 감전 사고의 원인이 될 수 있습니다.

다음과 같은 장소에는 설치하지 마십시오.
- 카펫, 이불, 모포 등의 위
- 모포, 커튼, 식탁보 등으로 덮지 마십시오.

흔들리는 받침대 위나 경사진 장소 등 불안정한 장소에 두지 마십시오.
떨어지거나 쓰러져 부상을 입을 수 있습니다.

청소 시 젖은 헝겊이나 알코올, 벤젠, 희석제 등의 용제를 사용하지 마십시오.
감전이나 고장의 원인이 될 수 있습니다.

제품 위에 올라가거나, 무거운 물건을 올려놓지 마십시오.
감전 사고의 원인이 될 수 있습니다.

청소 시에는 반드시 전원 플러그, 전원 케이블을 뽑고 모든 배선을 분리한 후 하십시오.
감전 사고의 원인이 될 수 있습니다.

안전을 위해 제품을 사용하지 않을 때는 전원 콘센트에서 전원 케이블을 분리하십시오.
절연 처리가 저하된 경우 화재의 원인이 될 수 있습니다.

제품을 사용할 때는 신체에서 최소 22cm 이상 떨어진 곳에서 사용하십시오.

특징

영상 장치의 영상을 무선으로 전송(소스 기능)

HDMI 출력을 지원하는 HDD 레코더 등에서 영상을 송신하여 MOVERIO BT-200으로 재생할 수 있습니다.

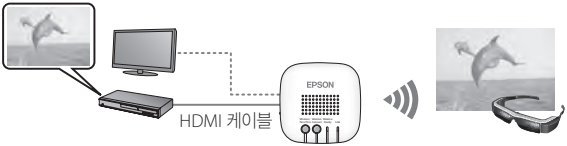

MOVERIO BT-200의 영상을 무선으로 수신(싱크 기능)

MOVERIO BT-200의 영상을 수신하여 TV나 프로젝터로 재생할 수 있습니다.

참고

영상을 전송하거나 수신 시에는 MOVERIO BT-200한 대만 연결할 수 있습니다.

구성품

본체



micro USB 케이블

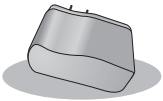

AC 어댑터

HDMI 케이블은 포함되어 있지 않습니다. HDMI 장치에 연결하려면 시중에서 판매하는 HDMI 케이블이 필요합니다.

각 부분 명칭 및 기능

포트

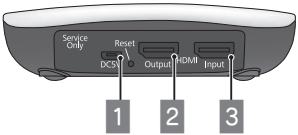

1 micro USB 포트

본 장치에 전원을 공급하기 위한 포트입니다. 제공된 micro USB 케이블과 AC 어댑터를 이용하여 전원 콘센트에 연결합니다.

2 HDMI Output 포트

HDMI Input 또는 Miracast 연결로 수신된 영상을 출력하는 포트입니다.

3 HDMI Input 포트

다른 장치의 영상을 입력하는 포트입니다.

버튼 및 표시등

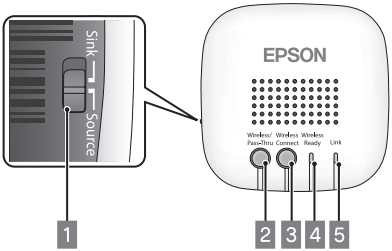

1 슬라이드 스위치

소스(Source) 기능과 싱크(Sink) 기능을 전환합니다.

2 Wireless/Pass-Thru 버튼

[Source]로 스위치 이동:
MOVERIO BT-200과 HDMI output 포트에 연결된 장치 간의 출력 장치를 전환합니다.
[Sink]로 스위치 이동:
MOVERIO BT-200과 HDMI input 포트에 연결된 장치 간의 입력 장치를 전환합니다.

3 Wireless Connect 버튼

Miracast 연결을 완료하거나 다시 연결을 시도합니다.

4 Wireless Ready 표시등

켜짐: 무선 연결을 할 수 있는 상태입니다.
깜박임: 무선 연결을 시작합니다.

5 Link 표시등

켜짐: 무선 연결이 설정되었습니다.
깜박임: 연결 중입니다.

오류가 발생하면 4 와 5 가 번갈아 깜박입니다. Reset 버튼을 누르십시오.

연결

영상 장치의 영상을 MOVERIO BT-200으로 전송(소스 기능)

본 제품의 HDMI input 포트와 영상을 송신하는 장치의 HDMI 포트를 시중에서 판매하는 HDMI 케이블로 연결합니다. 슬라이드 스위치는 Source 위치로 설정합니다.

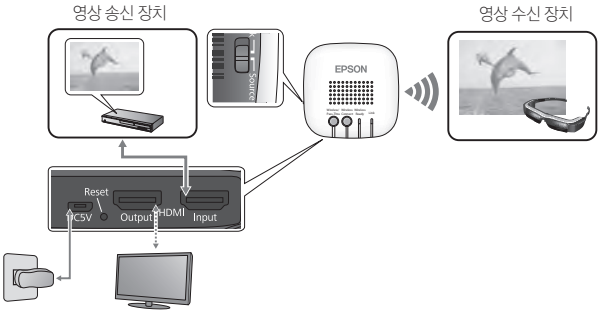

연결 방법

1. **Wireless/Pass-Thru 버튼을 누릅니다.**

   장치가 연결 대기 상태로 전환됩니다. HDMI output 포트에 장치를 연결하면 다음과 같은 화면을 볼 수 있습니다.

2. **MOVERIO BT-200에 미리 설치된 MOVERIO Mirror를 실행한 후 본 장치를 연결합니다.**

   자세한 내용은 MOVERIO BT-200의 사용설명서를 참조하십시오. 대상 장치를 선택하는 경우 장치에 부착된 ID를 확인하십시오. 연결되는 동안 HDMI output 포트에 연결된 장치에서 다음과 같은 화면을 볼 수 있습니다. 연결이 완료되면 다음 화면은 사라지고, MOVERIO BT-200에 영상이 표시됩니다.

참고

MOVERIO BT-200과 HDMI output 포트에 연결된 장치로 영상을 동시에 출력할 수 없습니다. 케이블 연결을 변경하지 않고 출력 장치를 전환하려면 Wireless/Pass-Thru 버튼을 누르십시오.

MOVERIO BT-200의 영상을 수신하여 TV 등에 출력(싱크 기능)

본 장치의 HDMI output 포트와 영상을 수신하는 장치의 HDMI 포트를 시중에서 판매하는 HDMI 케이블로 연결합니다.

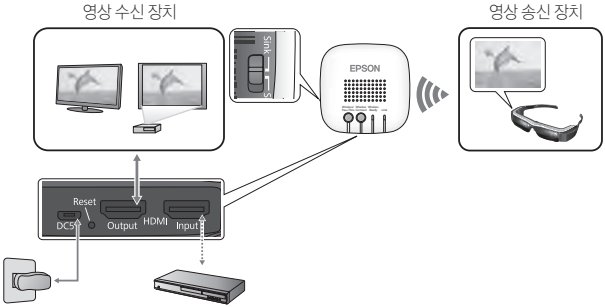

연결 방법

1. **Wireless/Pass-Thru 버튼을 누릅니다.**

   장치가 연결 대기 상태로 전환됩니다. HDMI output 포트에 장치를 연결하면 다음과 같은 화면을 볼 수 있습니다.

2. **MOVERIO BT-200에 미리 설치된 MOVERIO Mirror를 실행한 후 본 장치를 연결합니다.**

   자세한 내용은 MOVERIO BT-200사용설명서를 참조하십시오. 대상 장치를 선택하는 경우 장치에 부착된 ID를 확인하십시오. 연결되는 동안 HDMI output 포트에 연결된 장치에서 다음과 같은 화면을 볼 수 있습니다. 연결이 완료되면 다음 화면이 사라지고, HDMI output 포트에 연결된 장치에서 영상이 표시됩니다.

설정

MOVERIO BT-200의 웹브라우저 또는 컴퓨터에서 설정을 지정할 수 있습니다.

1. **Wireless/Pass-Thru 버튼과 Wireless Connect 버튼을 동시에 5초 이상 누르고 있습니다.**
   설정 모드로 장치가 전환되고 장치의 IP 주소가 HDMI output 포트에 연결된 장치로 표시됩니다.
   Wireless Ready와 Link 표시등이 동시에 깜박입니다.
2. **웹브라우저의 URL란에 표시된 IP 주소를 입력합니다.**
   설정 화면이 표시됩니다.
3. **필요한 설정을 지정합니다.**

항목	기능
설정 (Setting)	절전 모드 설정을 켜거나 끕니다.
펌웨어 업데이트 (Firmware Update)	장치의 펌웨어를 업데이트합니다. 최신 펌웨어는 http://www.epson.co.kr에서 확인하십시오.
공장 초기화 (Factory Reset)	모든 설정을 기본 설정으로 초기화합니다.

문제 해결

영상을 전송하거나 수신할 수 없는 경우

- micro USB 케이블이 올바르게 연결되어 있는지 확인하십시오.
- AC 어댑터가 전원 콘센트에 올바르게 연결되어 있는지 확인하십시오.
- 장치가 HDMI input 또는 HDMI output 포트에 올바르게 연결되어 있는지 확인하십시오.
- HDMI output 포트에 연결된 장치의 입력 소스가 HDMI로 전환되어 있는지 확인하십시오.
- 본 장치와 MOVERIO BT-200의 싱크(Sink) 또는 원본(Source) 설정이 올바르게 되어 있는지 확인하십시오.
- 연결된 장치가 HDCP를 지원하는지 확인하십시오. HDCP를 지원하지 않는 장치의 영상은 표시되지 않습니다.
- 약 15분 정도 신호 입력 없이 연결 대기 상태가 지속되면 연결 대기 상태가 취소됩니다. Wireless/Pass-Thru 버튼을 눌러 다시 연결하십시오.
- 영상 전송과 수신을 동시에 할 수 없습니다. 슬라이드 스위치를 Source 또는 Sink로 설정하십시오.
- Wireless Ready와 Link 표시등이 번갈아 깜박이면 연결 오류가 발생한 것입니다. 다시 연결하려면 Wireless Connect 버튼을 누르거나, Reset 버튼을 눌러 장치를 재시작하십시오.
- Wi-Fi를 이용하여 동시에 본 장치와 액세스 포인트를 연결할 수 없습니다.
- MOVERIO BT-200의 Wi-Fi Direct 설정이 켜져 있는지 확인하십시오. Wi-Fi 설정이 켜져 있더라도 Wi-Fi Direct 설정이 꺼져있으면 통신할 수 없습니다.

영상이 흐릿한 경우

- 본 장치 근처에서 Wi-Fi 또는 Bluetooth 등의 통신 장치를 사용하는 경우 무선 간섭으로 인해 영상에 영향을 받을 수 있습니다. 본 장치에서 멀리 떨어진 곳으로 통신 장치를 이동하십시오.

소리가 출력되지 않는 경우

- 영상을 재생하는 장치의 볼륨을 확인하십시오.
- MOVERIO BT-200의 영상을 수신하는 경우는 MOVERIO Mirror를 이용하여 영상을 재생하는 경우에만 오디오가 출력됩니다. 자세한 내용은 MOVERIO BT-200의 사용설명서를 참조하십시오.

사양

포트	micro USB x1 (전원용) HDMI input x1 HDMI output x1
입력 해상도	HDMI : 640x480p @60Hz 720x480p @60Hz 720x576p @50Hz 1280x720p @50/60Hz 1920x1080p @24/30Hz Miracast : 640x480p @60Hz 1280x720p @25/30Hz
지원하는 동영상 포맷	MPEG2 (H.264+AAC)
전기 사양	전원 (AC 어댑터) AC 100-240V 50/60Hz 전원 (EHDMC10) 5 VDC
소비 전력	Miracast 통신 시: 5W 절전 모드 시(신호 없음): 0.3W
작동 환경	온도: +5 ~ +35˚C 습도: 20 ~ 80% (응결 없음)
보관 환경	온도: -10 ~ +60 ˚C 습도: 10 ~ 90% (응결 없음)
치수	115 x 115 x 30 mm

무게	130 g
무선 사양	무선 규격: IEEE 802.11b/g/n 주파수 대역: 2.4 GHz, 1-13 ch 변조 방식: OFDM, DS-SS 추정 간섭 거리: 10m

해당 무선설비는 전파혼신 가능성이 있으므로 인명안전과 관련된 서비스는 할 수 없음

지원되는 장치 정보

본 제품을 이용하여 영상을 송신 및 수신할 수 있는 장치에 대한 정보는 다음 웹사이트를 참조하십시오. (http://www.epson.co.kr)

상표 정보

Miracast™는 Wi-Fi Alliance의 상표입니다.
HDMI는 HDMI Licensing LLC의 상표 또는 등록 상표입니다.

공지사항

전자파 장해 검정 및 승인

이 기기는 가정용(B급) 전자파적합기기로서 주로 가정에서 사용하는 것을 목적으로 하며, 모든 지역에서 사용할 수 있습니다.

전파법 규정

다음과 같은 행위는 전파법에 따라 금지됩니다.

- 개조 및 분해(안테나 포함)
- 규격 준수 라벨 제거

사용 제한

본 제품은 판매 국가의 규격에 따라 제조되었습니다. 본 제품을 구매한 국가를 벗어나 사용할 때는 고객 지원 센터에 문의하십시오.

본 제품을 항공, 철도, 선박, 자동차 등의 운송 장치, 재난 방지 장치, 다양한 안전 장치, 기능/정밀 장치와 같이 높은 신뢰성/안전성이 요구되는 분야에 사용하는 경우, 안전 및 전

체 시스템 신뢰성을 유지하기 위해 페일 세이프(fail-safe) 및 이중 안전 장치를 포함할 것을 고려한 경우에만 이 제품을 사용해야 합니다.

본 제품은 우주항공 장비, 주요 통신 장비, 원자력 제어 장비 또는 직접적인 의료 조치와 관련된 의료 장비와 같이 매우 높은 신뢰성/안정성이 요구되는 분야의 용도로 제조되지 않았기 때문에 전체를 고려한 후 이 제품의 적합성을 판단하십시오.

주파수 관련 참고사항

본 제품은 전자레인지 등의 산업, 과학, 의료용 기기 외에도 공장 생산 설비에서 사용되는 모바일 객체 인식(RF-ID) 시스템(허가 무선국, 아마추어 및 무허가 저출력 무선국(이하 "기타 무선국))과 같은 주파수 대역을 사용합니다.

1. 본 제품을 사용하기 전에 부근에 "기타 무선국"이 운용되고 있는지 확인하십시오.
2. 제품과 "기타 무선국" 사이에 RF 혼선이 발생하는 경우에는 즉시 제품 사용을 멈추거나 다른 장소로 이동하고, 혼선 방지를 위한 조치(예를 들어 파티션 설치 등) 등을 판매처나 고객 지원 센터에 문의하십시오.
3. 제품과 "기타 무선국" 사이의 유해한 전파 간섭이 발생한 경우 등 궁금한 사항이 있으면 판매처나 고객 지원 센터에 문의하십시오.

DECLARATION of CONFORMITY

According to 47CFR, Part 2 and 15

Class B Personal Computers and Peripherals; and/or

CPU Boards and Power Supplies used with Class B Personal Computers

We : Epson America, Inc.

Located at : 3840 Kilroy Airport Way MS : 3-13 Long Beach, CA 90806

Tel : 562-981-3840

Declare under sole responsibility that the product identified herein, complies with 47CFR Part 2 and 15 of the FCC rules as a Class B digital device. Each product marketed, is identical to the representative unit tested and found to be compliant with the standards. Records maintained continue to reflect the equipment being produced can be expected to be within the variation accepted, due to quantity production and testing on a statistical basis as required by 47CFR 2.909. Operation is subject to the following two conditions : (1) this device may not cause harmful interference, and (2) this device must accept any interference received, including interference that may cause undesired operation.

Trade Name : EPSON

Type of Product : Wireless Mirroring Adapter

Model : H695A

FCC Compliance Statement

This equipment has been tested and found to comply with the limits for a Class B digital device, pursuant to Part 15 of the FCC Rules. These limits are designed to provide reasonable protection against harmful interference in a residential installation. This equipment generates, uses, and can radiate radio frequency energy and, if not installed and used in accordance with the instructions, may cause harmful interference to radio communications.

However, there is no guarantee that interference will not occur in a particular installation. If this equipment does cause harmful interference to radio or television reception, which can be determined by turning the equipment off and on, the user is encouraged to try to correct the interference by one or more of the following measures.

- Reorient or relocate the receiving antenna.

- Increase the separation between the equipment and receiver.
- Connect the equipment into an outlet on a circuit different from that to which the receiver is connected.
- Consult the dealer or an experienced radio/TV technician for help.

WARNING

The connection of a non-shielded equipment interface cable to this equipment will invalidate the FCC Certification or Declaration of this device and may cause interference levels which exceed the limits established by the FCC for this equipment. It is the responsibility of the user to obtain and use a shielded equipment interface cable with this device. If this equipment has more than one interface connector, do not leave cables connected to unused interfaces. Changes or modifications not expressly approved by the manufacturer could void the user's authority to operate the equipment.

FCC/Industry Canada (IC) Notices

FCC Notices

This device complies with Part 15 of the FCC Rules. Operation is subject to the following two conditions: (1) this device may not cause harmful interference, and (2) this device must accept any interference received, including interference that may cause undesired operation.

This equipment complies with FCC radiation exposure limits set forth for an uncontrolled environment. End-users must follow the specific operating instructions for satisfying RF exposure compliance. This transmitter must not be co-located or operating in conjunction with any other antenna or transmitter.

Caution:

You are cautioned that changes or modifications not expressly approved by the party responsible for compliance could void your authority to operate the equipment.

Industry Canada (IC) Notices

CAN ICES-3 (B)/NMB-3(B)

This Class B digital apparatus complies with Canadian ICES-003.

Cet appareil numèrique de la classe B est conforme à la norme NMB-003 du Canada.

This equipment complies with RF radiation exposure limits set forth for an uncontrolled environment. End-users must follow the specific operating instructions for satisfying RF exposure compliance. This transmitter must not be co-located or operating in conjunction with any other antenna or transmitter.

This device complies with Industry Canada license-exempt RSS standard(s). Operation is subject to the following two conditions:
(1) this device may not cause interference, and
(2) this device must accept any interference, including interference that may cause undesired operation of the device.
Le present appareil est conforme aux CNR d'Industrie Canada applicables aux appareils radio exempts de licence. L'exploitation est autorisee aux deux conditions suivantes:
(1) l'appareil ne doit pas produire de brouillage, et
(2) l'utilisateur de l'appareil doit accepter tout brouillage radioelectrique subi, meme si le brouillage est susceptible d'en compromettre le fonctionnement.

OPEN SOURCE SOFTWARE LICENCE

This product includes open source software programs according to the license terms of each program. If you desire to receive the list of the open source software programs or the source code of each program, contact support@moverio.epson.biz with the subject line “Wireless Mirroring Adapter EHDMC10 Request for list of OSS programs” or “Wireless Mirroring Adapter EHDMC10 Request for source code of OSS programs”. The names of the authors are contained in the source code for each program.

GNU GPL

This product includes the open source software programs which apply the GNU General Public License Version 2 or later version ("GPL Programs").

We provide the source code of the GPL Programs until five (5) years after the discontinuation of this product.

These GPL Programs are WITHOUT ANY WARRANTY; without even the implied warranty of MERCHANTABILITY AND FITNESS FOR A PARTICULAR PURPOSE. See the GNU General Public License for more details.

The GNU General Public License Version 2 is as follows. You also can see the GNU General Public License Version 2 at http://www.gnu.org/licenses/.

GNU GENERAL PUBLIC LICENSE

Version 2, June 1991

Copyright (C) 1989, 1991 Free Software Foundation, Inc., 51 Franklin Street, Fifth Floor, Boston, MA 02110-1301 USA Everyone is permitted to copy and distribute verbatim copies of this license document, but changing it is not allowed.

Preamble

The licenses for most software are designed to take away your freedom to share and change it. By contrast, the GNU General Public License is intended to guarantee your freedom to share and change free software--to make sure the software is free for all its users. This General Public License applies to most of the Free Software Foundation's software and to any other program whose authors commit to using it. (Some other Free Software Foundation software is covered by the GNU Lesser General Public License instead.) You can apply it to your programs, too.

When we speak of free software, we are referring to freedom, not price. Our

General Public Licenses are designed to make sure that you have the freedom to distribute copies of free software (and charge for this service if you wish), that you receive source code or can get it if you want it, that you can change the software or use pieces of it in new free programs; and that you know you can do these things.

To protect your rights, we need to make restrictions that forbid anyone to deny you these rights or to ask you to surrender the rights. These restrictions translate to certain responsibilities for you if you distribute copies of the software, or if you modify it. For example, if you distribute copies of such a program, whether gratis or for a fee, you must give the recipients all the rights that you have. You must make sure that they, too, receive or can get the source code. And you must show them these terms so they know their rights.

We protect your rights with two steps: (1) copyright the software, and (2) offer you this license which gives you legal permission to copy, distribute and/or modify the software.

Also, for each author's protection and ours, we want to make certain that everyone understands that there is no warranty for this free software. If the software is modified by someone else and passed on, we want its recipients to know that what they have is not the original, so that any problems introduced by others will not reflect on the original authors' reputations.

Finally, any free program is threatened constantly by software patents. We wish to avoid the danger that redistributors of a free program will individually obtain patent licenses, in effect making the program proprietary. To prevent this, we have made it clear that any patent must be licensed for everyone's free use or not licensed at all.

The precise terms and conditions for copying, distribution and modification follow.

GNU GENERAL PUBLIC LICENSE TERMS AND CONDITIONS FOR COPYING, DISTRIBUTION AND MODIFICATION

0. This License applies to any program or other work which contains a notice placed by the copyright holder saying it may be distributed under the terms of this General Public License. The "Program", below, refers to any such program or work, and a "work based on the Program" means either the Program or any derivative work under copyright law: that is to say, a work containing the Program or a portion of it, either verbatim or with modifications and/or translated into another language. (Hereinafter, translation is included without limitation in the term "modification".) Each licensee is addressed as "you".
   Activities other than copying, distribution and modification are not covered by this License; they are outside its scope. The act of running the Program is not restricted, and the output from the Program is covered only if its contents constitute a work based on the Program (independent of having been made by running the Program). Whether that is true depends on what the Program does.

1. You may copy and distribute verbatim copies of the Program's source code as you receive it, in any medium, provided that you conspicuously and appropriately publish on each copy an appropriate copyright notice and disclaimer of warranty; keep intact all the notices that refer to this License and to the absence of any warranty; and give any other recipients of the Program a copy of this License along with the Program.
   You may charge a fee for the physical act of transferring a copy, and you may at your option offer warranty protection in exchange for a fee.

2. You may modify your copy or copies of the Program or any portion of it, thus forming a work based on the Program, and copy and distribute such modifications or work under the terms of Section 1 above, provided that you also meet all of these conditions:

   a) You must cause the modified files to carry prominent notices stating that you changed the files and the date of any change.

   b) You must cause any work that you distribute or publish, that in whole or in part contains or is derived from the Program or any part thereof, to be licensed as a whole at no charge to all third parties under the terms of this License.

   c) If the modified program normally reads commands interactively when run, you must cause it, when started running for such interac-

tive use in the most ordinary way, to print or display an announcement including an appropriate copyright notice and a notice that there is no warranty (or else, saying that you provide a warranty) and that users may redistribute the program under these conditions, and telling the user how to view a copy of this License. (Exception: if the Program itself is interactive but does not normally print such an announcement, your work based on the Program is not required to print an announcement.)

These requirements apply to the modified work as a whole. If identifiable sections of that work are not derived from the Program, and can be reasonably considered independent and separate works in themselves, then this License, and its terms, do not apply to those sections when you distribute them as separate works. But when you distribute the same sections as part of a whole which is a work based on the Program, the distribution of the whole must be on the terms of this License, whose permissions for other licensees extend to the entire whole, and thus to each and every part regardless of who wrote it.

Thus, it is not the intent of this section to claim rights or contest your rights to work written entirely by you; rather, the intent is to exercise the right to control the distribution of derivative or collective works based on the Program.

In addition, mere aggregation of another work not based on the Program with the Program (or with a work based on the Program) on a volume of a storage or distribution medium does not bring the other work under the scope of this License.

3. You may copy and distribute the Program (or a work based on it, under Section 2) in object code or executable form under the terms of Sections 1 and 2 above provided that you also do one of the following:

   a) Accompany it with the complete corresponding machine-readable source code, which must be distributed under the terms of Sections 1 and 2 above on a medium customarily used for software interchange; or,

   b) Accompany it with a written offer, valid for at least three years, to give any third party, for a charge no more than your cost of physically performing source distribution, a complete machine-readable copy of the corresponding source code, to be distributed under the terms of Sections 1 and 2 above on a medium customarily used for software interchange; or,

c) Accompany it with the information you received as to the offer to distribute corresponding source code. (This alternative is allowed only for noncommercial distribution and only if you received the program in object code or executable form with such an offer, in accord with Subsection b above.)

The source code for a work means the preferred form of the work for making modifications to it. For an executable work, complete source code means all the source code for all modules it contains, plus any associated interface definition files, plus the scripts used to control compilation and installation of the executable. However, as a special exception, the source code distributed need not include anything that is normally distributed (in either source or binary form) with the major components (compiler, kernel, and so on) of the operating system on which the executable runs, unless that component itself accompanies the executable.

If distribution of executable or object code is made by offering access to copy from a designated place, then offering equivalent access to copy the source code from the same place counts as distribution of the source code, even though third parties are not compelled to copy the source along with the object code.

4. You may not copy, modify, sublicense, or distribute the Program except as expressly provided under this License. Any attempt otherwise to copy, modify, sublicense or distribute the Program is void, and will automatically terminate your rights under this License. However, parties who have received copies, or rights, from you under this License will not have their licenses terminated so long as such parties remain in full compliance.

5. You are not required to accept this License, since you have not signed it. However, nothing else grants you permission to modify or distribute the Program or its derivative works. These actions are prohibited by law if you do not accept this License. Therefore, by modifying or distributing the Program (or any work based on the Program), you indicate your acceptance of this License to do so, and all its terms and conditions for copying, distributing or modifying the Program or works based on it.

6. Each time you redistribute the Program (or any work based on the Program), the recipient automatically receives a license from the original licensor to copy, distribute or modify the Program subject to these terms and conditions. You may not impose any further restrictions on the recipients' exercise of the rights granted herein. You are not responsible

for enforcing compliance by third parties to this License.

7. If, as a consequence of a court judgment or allegation of patent infringement or for any other reason (not limited to patent issues), conditions are imposed on you (whether by court order, agreement or otherwise) that contradict the conditions of this License, they do not excuse you from the conditions of this License. If you cannot distribute so as to satisfy simultaneously your obligations under this License and any other pertinent obligations, then as a consequence you may not distribute the Program at all. For example, if a patent license would not permit royalty-free redistribution of the Program by all those who receive copies directly or indirectly through you, then the only way you could satisfy both it and this License would be to refrain entirely from distribution of the Program.
   If any portion of this section is held invalid or unenforceable under any particular circumstance, the balance of the section is intended to apply and the section as a whole is intended to apply in other circumstances.
   It is not the purpose of this section to induce you to infringe any patents or other property right claims or to contest validity of any such claims; this section has the sole purpose of protecting the integrity of the free software distribution system, which is implemented by public license practices. Many people have made generous contributions to the wide range of software distributed through that system in reliance on consistent application of that system; it is up to the author/donor to decide if he or she is willing to distribute software through any other system and a licensee cannot impose that choice.
   This section is intended to make thoroughly clear what is believed to be a consequence of the rest of this License.

8. If the distribution and/or use of the Program is restricted in certain countries either by patents or by copyrighted interfaces, the original copyright holder who places the Program under this License may add an explicit geographical distribution limitation excluding those countries, so that distribution is permitted only in or among countries not thus excluded. In such case, this License incorporates the limitation as if written in the body of this License.

9. The Free Software Foundation may publish revised and/or new versions of the General Public License from time to time. Such new versions will be similar in spirit to the present version, but may differ in detail to address new problems or concerns.

Each version is given a distinguishing version number. If the Program specifies a version number of this License which applies to it and "any later version", you have the option of following the terms and conditions either of that version or of any later version published by the Free Software Foundation. If the Program does not specify a version number of this License, you may choose any version ever published by the Free Software Foundation.

10. If you wish to incorporate parts of the Program into other free programs whose distribution conditions are different, write to the author to ask for permission. For software which is copyrighted by the Free Software Foundation, write to the Free Software Foundation; we sometimes make exceptions for this. Our decision will be guided by the two goals of preserving the free status of all derivatives of our free software and of promoting the sharing and reuse of software generally.

NO WARRANTY

11. BECAUSE THE PROGRAM IS LICENSED FREE OF CHARGE, THERE IS NO WARRANTY FOR THE PROGRAM, TO THE EXTENT PERMITTED BY APPLICABLE LAW. EXCEPT WHEN OTHERWISE STATED IN WRITING THE COPYRIGHT HOLDERS AND/OR OTHER PARTIES PROVIDE THE PROGRAM "AS IS" WITHOUT WARRANTY OF ANY KIND, EITHER EXPRESSED OR IMPLIED, INCLUDING, BUT NOT LIMITED TO, THE IMPLIED WARRANTIES OF MERCHANTABILITY AND FITNESS FOR A PARTICULAR PURPOSE. THE ENTIRE RISK AS TO THE QUALITY AND PERFORMANCE OF THE PROGRAM IS WITH YOU. SHOULD THE PROGRAM PROVE DEFECTIVE, YOU ASSUME THE COST OF ALL NECESSARY SERVICING, REPAIR OR CORRECTION.

12. IN NO EVENT UNLESS REQUIRED BY APPLICABLE LAW OR AGREED TO IN WRITING WILL ANY COPYRIGHT HOLDER, OR ANY OTHER PARTY WHO MAY MODIFY AND/OR REDISTRIBUTE THE PROGRAM AS PERMITTED ABOVE, BE LIABLE TO YOU FOR DAMAGES, INCLUDING ANY GENERAL, SPECIAL, INCIDENTAL OR CONSEQUENTIAL DAMAGES ARISING OUT OF THE USE OR INABILITY TO USE THE PROGRAM (INCLUDING BUT NOT LIMITED TO LOSS OF DATA OR DATA BEING RENDERED INACCURATE OR LOSSES SUSTAINED BY YOU OR THIRD PARTIES OR A FAILURE OF THE PROGRAM TO OPERATE WITH ANY OTHER PROGRAMS), EVEN IF SUCH HOLDER OR OTHER PARTY HAS BEEN ADVISED OF THE POSSIBILITY OF SUCH DAMAGES.

END OF TERMS AND CONDITIONS

How to Apply These Terms to Your New Programs

If you develop a new program, and you want it to be of the greatest possible use to the public, the best way to achieve this is to make it free software which everyone can redistribute and change under these terms.

To do so, attach the following notices to the program. It is safest to attach them to the start of each source file to most effectively convey the exclusion of warranty; and each file should have at least the "copyright" line and a pointer to where the full notice is found.

> <one line to give the program's name and a brief idea of what it does.>
> Copyright (C) <year> <name of author>
> This program is free software; you can redistribute it and/or modify it under the terms of the GNU General Public License as published by the Free Software Foundation; either version 2 of the License, or (at your option) any later version.
> This program is distributed in the hope that it will be useful, but WITHOUT ANY WARRANTY; without even the implied warranty of MERCHANTABILITY or FITNESS FOR A PARTICULAR PURPOSE. See the GNU General Public License for more details.
> You should have received a copy of the GNU General Public License along with this program; if not, write to the Free Software Foundation, Inc., 51 Franklin Street, Fifth Floor, Boston, MA 02110-1301 USA.

Also add information on how to contact you by electronic and paper mail.

If the program is interactive, make it output a short notice like this when it starts in an interactive mode:

> Gnomovision version 69, Copyright (C) year name of author Gnomovision comes with ABSOLUTELY NO WARRANTY; for details type `show w'. This is free software, and you are welcome to redistribute it under certain conditions; type `show c' for details.

The hypothetical commands `show w' and `show c' should show the appropriate parts of the General Public License. Of course, the commands you use may be called something other than `show w' and `show c'; they could even be mouse-clicks or menu items--whatever suits your program.

You should also get your employer (if you work as a programmer) or your school, if any, to sign a "copyright disclaimer" for the program, if necessary. Here is a sample; alter the names:

> Yoyodyne, Inc., hereby disclaims all copyright interest in the program `Gnomovision' (which makes passes at compilers) written by James Hacker.

<signature of Ty Coon>, 1 April 1989
Ty Coon, President of Vice

This General Public License does not permit incorporating your program into proprietary programs. If your program is a subroutine library, you may consider it more useful to permit linking proprietary applications with the library. If this is what you want to do, use the GNU Lesser General Public License instead of this License.

GNU LGPL

This product includes the open source software programs which apply the GNU Lesser General Public License Version 2 or later version ("LGPL Programs"). We provide the source code of the LGPL Programs until five (5) years after the discontinuation of this product.

These LGPL Programs are WITHOUT ANY WARRANTY; without even the implied warranty of MERCHANTABILITY AND FITNESS FOR A PARTICULAR PURPOSE. See the GNU General Public License for more details.

The GNU Lesser General Public License Version 2 is as follows. You also can see the GNU Lesser General Public License Version 2 at http://www.gnu.org/licenses/.

GNU LESSER GENERAL PUBLIC LICENSE

Version 2.1, February 1999

Copyright (C) 1991, 1999 Free Software Foundation, Inc. 51 Franklin Street, Fifth Floor, Boston, MA 02110-1301 USA Everyone is permitted to copy and distribute verbatim copies of this license document, but changing it is not allowed.

[This is the first released version of the Lesser GPL. It also counts as the successor of the GNU Library Public License, version 2, hence the version number 2.1.]

Preamble

The licenses for most software are designed to take away your freedom to share and change it. By contrast, the GNU General Public Licenses are intended to guarantee your freedom to share and change free software--to make sure the software is free for all its users.

This license, the Lesser General Public License, applies to some specially designated software packages--typically libraries--of the Free Software Foun-

dation and other authors who decide to use it. You can use it too, but we suggest you first think carefully about whether this license or the ordinary General Public License is the better strategy to use in any particular case, based on the explanations below.

When we speak of free software, we are referring to freedom of use, not price. Our General Public Licenses are designed to make sure that you have the freedom to distribute copies of free software (and charge for this service if you wish); that you receive source code or can get it if you want it; that you can change the software and use pieces of it in new free programs; and that you are informed that you can do these things.

To protect your rights, we need to make restrictions that forbid distributors to deny you these rights or to ask you to surrender these rights. These restrictions translate to certain responsibilities for you if you distribute copies of the library or if you modify it.

For example, if you distribute copies of the library, whether gratis or for a fee, you must give the recipients all the rights that we gave you. You must make sure that they, too, receive or can get the source code. If you link other code with the library, you must provide complete object files to the recipients, so that they can relink them with the library after making changes to the library and recompiling it. And you must show them these terms so they know their rights.

We protect your rights with a two-step method: (1) we copyright the library, and (2) we offer you this license, which gives you legal permission to copy, distribute and/or modify the library.

To protect each distributor, we want to make it very clear that there is no warranty for the free library. Also, if the library is modified by someone else and passed on, the recipients should know that what they have is not the original version, so that the original author's reputation will not be affected by problems that might be introduced by others.

Finally, software patents pose a constant threat to the existence of any free program. We wish to make sure that a company cannot effectively restrict the users of a free program by obtaining a restrictive license from a patent holder. Therefore, we insist that any patent license obtained for a version of the library must be consistent with the full freedom of use specified in this license.

Most GNU software, including some libraries, is covered by the ordinary GNU General Public License. This license, the GNU Lesser General Public License,

applies to certain designated libraries, and is quite different from the ordinary General Public License. We use this license for certain libraries in order to permit linking those libraries into nonfree programs.

When a program is linked with a library, whether statically or using a shared library, the combination of the two is legally speaking a combined work, a derivative of the original library. The ordinary General Public License therefore permits such linking only if the entire combination fits its criteria of freedom. The Lesser General Public License permits more lax criteria for linking other code with the library.

We call this license the "Lesser" General Public License because it does Less to protect the user's freedom than the ordinary General Public License. It also provides other free software developers Less of an advantage over competing non-free programs. These disadvantages are the reason we use the ordinary General Public License for many libraries. However, the Lesser license provides advantages in certain special circumstances.

For example, on rare occasions, there may be a special need to encourage the widest possible use of a certain library, so that it becomes a de-facto standard. To achieve this, non-free programs must be allowed to use the library. A more frequent case is that a free library does the same job as widely used non-free libraries. In this case, there is little to gain by limiting the free library to free software only, so we use the Lesser General Public License.

In other cases, permission to use a particular library in non-free programs enables a greater number of people to use a large body of free software. For example, permission to use the GNU C Library in non-free programs enables many more people to use the whole GNU operating system, as well as its variant, the GNU/Linux operating system. Although the Lesser General Public License is Less protective of the users' freedom, it does ensure that the user of a program that is linked with the Library has the freedom and the wherewithal to run that program using a modified version of the Library.

The precise terms and conditions for copying, distribution and modification follow. Pay close attention to the difference between a "work based on the library" and a "work that uses the library". The former contains code derived from the library, whereas the latter must be combined with the library in order to run.

GNU LESSER GENERAL PUBLIC LICENSE TERMS AND CONDITIONS FOR COPYING, DISTRIBUTION AND MODIFICATION

0. This License Agreement applies to any software library or other program which contains a notice placed by the copyright holder or other authorized party saying it may be distributed under the terms of this Lesser General Public License (also called "this License"). Each licensee is addressed as "you".
   A "library" means a collection of software functions and/or data prepared so as to be conveniently linked with application programs (which use some of those functions and data) to form executables.
   The "Library", below, refers to any such software library or work which has been distributed under these terms. A "work based on the Library" means either the Library or any derivative work under copyright law: that is to say, a work containing the Library or a portion of it, either verbatim or with modifications and/or translated straightforwardly into another language. (Hereinafter, translation is included without limitation in the term "modification".)
   "Source code" for a work means the preferred form of the work for making modifications to it. For a library, complete source code means all the source code for all modules it contains, plus any associated interface definition files, plus the scripts used to control compilation and installation of the library.
   Activities other than copying, distribution and modification are not covered by this License; they are outside its scope. The act of running a program using the Library is not restricted, and output from such a program is covered only if its contents constitute a work based on the Library (independent of the use of the Library in a tool for writing it). Whether that is true depends on what the Library does and what the program that uses the Library does.
1. You may copy and distribute verbatim copies of the Library's complete source code as you receive it, in any medium, provided that you conspicuously and appropriately publish on each copy an appropriate copyright notice and disclaimer of warranty; keep intact all the notices that refer to this License and to the absence of any warranty; and distribute a copy of this License along with the Library.
   You may charge a fee for the physical act of transferring a copy, and you may at your option offer warranty protection in exchange for a fee.
2. You may modify your copy or copies of the Library or any portion of it,

thus forming a work based on the Library, and copy and distribute such modifications or work under the terms of Section 1 above, provided that you also meet all of these conditions:

a) The modified work must itself be a software library.

b) You must cause the files modified to carry prominent notices stating that you changed the files and the date of any change.

c) You must cause the whole of the work to be licensed at no charge to all third parties under the terms of this License.

d) If a facility in the modified Library refers to a function or a table of data to be supplied by an application program that uses the facility, other than as an argument passed when the facility is invoked, then you must make a good faith effort to ensure that, in the event an application does not supply such function or table, the facility still operates, and performs whatever part of its purpose remains meaningful.
(For example, a function in a library to compute square roots has a purpose that is entirely well-defined independent of the application. Therefore, Subsection 2d requires that any application-supplied function or table used by this function must be optional: if the application does not supply it, the square root function must still compute square roots.)

These requirements apply to the modified work as a whole. If identifiable sections of that work are not derived from the Library, and can be reasonably considered independent and separate works in themselves, then this License, and its terms, do not apply to those sections when you distribute them as separate works. But when you distribute the same sections as part of a whole which is a work based on the Library, the distribution of the whole must be on the terms of this License, whose permissions for other licensees extend to the entire whole, and thus to each and every part regardless of who wrote it.
Thus, it is not the intent of this section to claim rights or contest your rights to work written entirely by you; rather, the intent is to exercise the right to control the distribution of derivative or collective works based on the Library.
In addition, mere aggregation of another work not based on the Library with the Library (or with a work based on the Library) on a volume of a storage or distribution medium does not bring the other work under the scope of this License.

3. You may opt to apply the terms of the ordinary GNU General Public License instead of this License to a given copy of the Library. To do this, you must alter all the notices that refer to this License, so that they refer to the ordinary GNU General Public License, version 2, instead of to this License. (If a newer version than version 2 of the ordinary GNU General Public License has appeared, then you can specify that version instead if you wish.) Do not make any other change in these notices.
   Once this change is made in a given copy, it is irreversible for that copy, so the ordinary GNU General Public License applies to all subsequent copies and derivative works made from that copy.
   This option is useful when you wish to copy part of the code of the Library into a program that is not a library.
4. You may copy and distribute the Library (or a portion or derivative of it, under Section 2) in object code or executable form under the terms of Sections 1 and 2 above provided that you accompany it with the complete corresponding machinereadable source code, which must be distributed under the terms of Sections 1 and 2 above on a medium customarily used for software interchange.
   If distribution of object code is made by offering access to copy from a designated place, then offering equivalent access to copy the source code from the same place satisfies the requirement to distribute the source code, even though third parties are not compelled to copy the source along with the object code.
5. A program that contains no derivative of any portion of the Library, but is designed to work with the Library by being compiled or linked with it, is called a "work that uses the Library". Such a work, in isolation, is not a derivative work of the Library, and therefore falls outside the scope of this License.
   However, linking a "work that uses the Library" with the Library creates an executable that is a derivative of the Library (because it contains portions of the Library), rather than a "work that uses the library". The executable is therefore covered by this License. Section 6 states terms for distribution of such executables.
   When a "work that uses the Library" uses material from a header file that is part of the Library, the object code for the work may be a derivative work of the Library even though the source code is not. Whether this is true is especially significant if the work can be linked without the Library, or if the work is itself a library. The threshold for this to be true is not precisely defined by law.

If such an object file uses only numerical parameters, data structure layouts and accessors, and small macros and small inline functions (ten lines or less in length), then the use of the object file is unrestricted, regardless of whether it is legally a derivative work. (Executables containing this object code plus portions of the Library will still fall under Section 6.)
Otherwise, if the work is a derivative of the Library, you may distribute the object code for the work under the terms of Section 6. Any executables containing that work also fall under Section 6, whether or not they are linked directly with the Library itself.

6. As an exception to the Sections above, you may also combine or link a "work that uses the Library" with the Library to produce a work containing portions of the Library, and distribute that work under terms of your choice, provided that the terms permit modification of the work for the customer's own use and reverse engineering for debugging such modifications.
You must give prominent notice with each copy of the work that the Library is used in it and that the Library and its use are covered by this License. You must supply a copy of this License. If the work during execution displays copyright notices, you must include the copyright notice for the Library among them, as well as a reference directing the user to the copy of this License. Also, you must do one of these things:

   a) Accompany the work with the complete corresponding machine-readable source code for the Library including whatever changes were used in the work (which must be distributed under Sections 1 and 2 above); and, if the work is an executable linked with the Library, with the complete machine-readable "work that uses the Library", as object code and/or source code, so that the user can modify the Library and then relink to produce a modified executable containing the modified Library. (It is understood that the user who changes the contents of definitions files in the Library will not necessarily be able to recompile the application to use the modified definitions.)

   b) Use a suitable shared library mechanism for linking with the Library. A suitable mechanism is one that (1) uses at run time a copy of the library already present on the user's computer system, rather than copying library functions into the executable, and (2) will operate properly with a modified version of the library, if the user installs one, as long as the modified version is interface-compatible with the

version that the work was made with.

c) Accompany the work with a written offer, valid for at least three years, to give the same user the materials specified in Subsection 6a, above, for a charge no more than the cost of performing this distribution.

d) If distribution of the work is made by offering access to copy from a designated place, offer equivalent access to copy the above specified materials from the same place.

e) Verify that the user has already received a copy of these materials or that you have already sent this user a copy.

For an executable, the required form of the "work that uses the Library" must include any data and utility programs needed for reproducing the executable from it. However, as a special exception, the materials to be distributed need not include anything that is normally distributed (in either source or binary form) with the major components (compiler, kernel, and so on) of the operating system on which the executable runs, unless that component itself accompanies the executable.

It may happen that this requirement contradicts the license restrictions of other proprietary libraries that do not normally accompany the operating system. Such a contradiction means you cannot use both them and the Library together in an executable that you distribute.

7. You may place library facilities that are a work based on the Library side-by-side in a single library together with other library facilities not covered by this License, and distribute such a combined library, provided that the separate distribution of the work based on the Library and of the other library facilities is otherwise permitted, and provided that you do these two things:

   a) Accompany the combined library with a copy of the same work based on the Library, uncombined with any other library facilities. This must be distributed under the terms of the Sections above.

   b) Give prominent notice with the combined library of the fact that part of it is a work based on the Library, and explaining where to find the accompanying uncombined form of the same work.

8. You may not copy, modify, sublicense, link with, or distribute the Library except as expressly provided under this License. Any attempt otherwise to copy, modify, sublicense, link with, or distribute the Library is void,

and will automatically terminate your rights under this License. However, parties who have received copies, or rights, from you under this License will not have their licenses terminated so long as such parties remain in full compliance.

9. You are not required to accept this License, since you have not signed it. However, nothing else grants you permission to modify or distribute the Library or its derivative works. These actions are prohibited by law if you do not accept this License. Therefore, by modifying or distributing the Library (or any work based on the Library), you indicate your acceptance of this License to do so, and all its terms and conditions for copying, distributing or modifying the Library or works based on it.

10. Each time you redistribute the Library (or any work based on the Library), the recipient automatically receives a license from the original licensor to copy, distribute, link with or modify the Library subject to these terms and conditions. You may not impose any further restrictions on the recipients' exercise of the rights granted herein. You are not responsible for enforcing compliance by third parties with this License.

11. If, as a consequence of a court judgment or allegation of patent infringement or for any other reason (not limited to patent issues), conditions are imposed on you (whether by court order, agreement or otherwise) that contradict the conditions of this License, they do not excuse you from the conditions of this License. If you cannot distribute so as to satisfy simultaneously your obligations under this License and any other pertinent obligations, then as a consequence you may not distribute the Library at all. For example, if a patent license would not permit royalty-free redistribution of the Library by all those who receive copies directly or indirectly through you, then the only way you could satisfy both it and this License would be to refrain entirely from distribution of the Library.
    If any portion of this section is held invalid or unenforceable under any particular circumstance, the balance of the section is intended to apply, and the section as a whole is intended to apply in other circumstances.
    It is not the purpose of this section to induce you to infringe any patents or other property right claims or to contest validity of any such claims; this section has the sole purpose of protecting the integrity of the free software distribution system which is implemented by public license practices. Many people have made generous contributions to the wide range of software distributed through that system in reliance on consis-

tent application of that system; it is up to the author/donor to decide if he or she is willing to distribute software through any other system and a licensee cannot impose that choice.
This section is intended to make thoroughly clear what is believed to be a consequence of the rest of this License.

12. If the distribution and/or use of the Library is restricted in certain countries either by patents or by copyrighted interfaces, the original copyright holder who places the Library under this License may add an explicit geographical distribution limitation excluding those countries, so that distribution is permitted only in or among countries not thus excluded. In such case, this License incorporates the limitation as if written in the body of this License.

13. The Free Software Foundation may publish revised and/or new versions of the Lesser General Public License from time to time. Such new versions will be similar in spirit to the present version, but may differ in detail to address new problems or concerns.
Each version is given a distinguishing version number. If the Library specifies a version number of this License which applies to it and "any later version", you have the option of following the terms and conditions either of that version or of any later version published by the Free Software Foundation. If the Library does not specify a license version number, you may choose any version ever published by the Free Software Foundation.

14. If you wish to incorporate parts of the Library into other free programs whose distribution conditions are incompatible with these, write to the author to ask for permission. For software which is copyrighted by the Free Software Foundation, write to the Free Software Foundation; we sometimes make exceptions for this. Our decision will be guided by the two goals of preserving the free status of all derivatives of our free software and of promoting the sharing and reuse of software generally.

NO WARRANTY

15. BECAUSE THE LIBRARY IS LICENSED FREE OF CHARGE, THERE IS NO WARRANTY FOR THE LIBRARY, TO THE EXTENT PERMITTED BY APPLICABLE LAW. EXCEPT WHEN OTHERWISE STATED IN WRITING THE COPYRIGHT HOLDERS AND/OR OTHER PARTIES PROVIDE THE LIBRARY "AS IS" WITHOUT WARRANTY OF ANY KIND, EITHER EXPRESSED OR IMPLIED, INCLUDING, BUT NOT LIMITED TO, THE IMPLIED WARRANTIES OF MERCHANT-

ABILITY AND FITNESS FOR A PARTICULAR PURPOSE. THE ENTIRE RISK AS TO THE QUALITY AND PERFORMANCE OF THE LIBRARY IS WITH YOU. SHOULD THE LIBRARY PROVE DEFECTIVE, YOU ASSUME THE COST OF ALL NECESSARY SERVICING, REPAIR OR CORRECTION.

16. IN NO EVENT UNLESS REQUIRED BY APPLICABLE LAW OR AGREED TO IN WRITING WILL ANY COPYRIGHT HOLDER, OR ANY OTHER PARTY WHO MAY MODIFY AND/OR REDISTRIBUTE THE LIBRARY AS PERMITTED ABOVE, BE LIABLE TO YOU FOR DAMAGES, INCLUDING ANY GENERAL, SPECIAL, INCIDENTAL OR CONSEQUENTIAL DAMAGES ARISING OUT OF THE USE OR INABILITY TO USE THE LIBRARY (INCLUDING BUT NOT LIMITED TO LOSS OF DATA OR DATA BEING RENDERED INACCURATE OR LOSSES SUSTAINED BY YOU OR THIRD PARTIES OR A FAILURE OF THE LIBRARY TO OPERATE WITH ANY OTHER SOFTWARE), EVEN IF SUCH HOLDER OR OTHER PARTY HAS BEEN ADVISED OF THE POSSIBILITY OF SUCH DAMAGES.

END OF TERMS AND CONDITIONS

How to Apply These Terms to Your New Libraries

If you develop a new library, and you want it to be of the greatest possible use to the public, we recommend making it free software that everyone can redistribute and change. You can do so by permitting redistribution under these terms (or, alternatively, under the terms of the ordinary General Public License).

To apply these terms, attach the following notices to the library. It is safest to attach them to the start of each source file to most effectively convey the exclusion of warranty; and each file should have at least the "copyright" line and a pointer to where the full notice is found.

<one line to give the library's name and a brief idea of what it does.>
Copyright (C) <year> <name of author>
This library is free software; you can redistribute it and/or modify it under the terms of the GNU Lesser General Public License as published by the Free Software Foundation; either version 2.1 of the License, or (at your option) any later version.
This library is distributed in the hope that it will be useful, but WITHOUT ANY WARRANTY; without even the implied warranty of MERCHANTABILITY or FITNESS FOR A PARTICULAR PURPOSE. See the GNU Lesser General Public License for more details.
You should have received a copy of the GNU Lesser General Public License along with this library; if not, write to the Free Software Founda-

tion, Inc., 51 Franklin Street, Fifth Floor, Boston, MA 02110-1301 USA

Also add information on how to contact you by electronic and paper mail.

You should also get your employer (if you work as a programmer) or your school, if any, to sign a "copyright disclaimer" for the library, if necessary. Here is a sample; alter the names:

Yoyodyne, Inc., hereby disclaims all copyright interest in the library `Frob' (a library for tweaking knobs) written by James Random Hacker.
<signature of Ty Coon>, 1 April 1990
Ty Coon, President of Vice

That's all there is to it!

BSD License (Berkeley Software Distribution License)

This product includes the open source software program "University of California, Berkeley License (Berkeley Software Distribution License)" which applies the terms and conditions provided by owner of the copyright to the "BSD License". The "BSD License" are WITHOUT ANY WARRANTY; without even the implied warranty of MERCHANTABILITY AND FITNESS FOR A PARTICULAR PURPOSE.

License terms of conditions of each program which are provided by owner of the copyright to the “BSD License” are as follows.

Copyright (c) The Regents of the University of California. All rights reserved.

This code is derived from software contributed to Berkeley by Kenneth Almquist.

Redistribution and use in source and binary forms, with or without modification, are permitted provided that the following conditions are met:

1. Redistributions of source code must retain the above copyright notice, this list of conditions and the following disclaimer.
2. Redistributions in binary form must reproduce the above copyright notice, this list of conditions and the following disclaimer in the documentation and/or other materials provided with the distribution.
3. Neither the name of the University nor the names of its contributors may be used to endorse or promote products derived from this software without specific prior written permission.

THIS SOFTWARE IS PROVIDED BY THE REGENTS AND CONTRIBUTORS "AS IS" AND ANY EXPRESS OR IMPLIED WARRANTIES, INCLUDING, BUT NOT LIMITED TO, THE IMPLIED WARRANTIES OF MERCHANTABILITY AND FITNESS FOR A PARTICULAR PURPOSE ARE DISCLAIMED. IN NO EVENT SHALL THE REGENTS OR CONTRIBUTORS BE LIABLE FOR ANY DIRECT, INDIRECT, INCIDENTAL, SPECIAL, EXEMPLARY, OR CONSEQUENTIAL DAMAGES (INCLUDING, BUT NOT LIMITED TO, PROCUREMENT OF SUBSTITUTE GOODS OR SERVICES; LOSS OF USE, DATA, OR PROFITS; OR BUSINESS INTERRUPTION) HOWEVER CAUSED AND ON ANY THEORY OF LIABILITY, WHETHER IN CONTRACT, STRICT LIABILITY, OR TORT (INCLUDING NEGLIGENCE OR OTHERWISE) ARISING IN ANY WAY OUT OF THE USE OF THIS SOFTWARE, EVEN IF ADVISED OF THE POSSIBILITY OF SUCH DAMAGE.