INTERNAL DOSSIER BSR75

PRODUCT: BSR75

CODE: D138X61PT

VERSION: 02 **REVISION:** 00 **DATE:** 27/07/16

CLASSIFICATION: ☒ General information ☐ Internal document

DOCUMENT MAINTENANCE			
THIS DOCUMENT HAS 27 PAGES			
EDIT.	DATE	AUTHOR	DESCRIPTION
1.0	15/07/09	A. Narvaiza	Pictures of BSR75
2.0	27/07/16	C. Casanova / P. Paredes	Pictures updated

DOCUMENT APPROVAL			
ACTIVITY	NAME	DATE	SIGNATURE
Prepared	C. Casanova / P. Paredes	27/07/16	
Revised Project Manager	J. Cuchi		
Approved R&D Director	A. Calderón		

Disclaimer

Although every reasonable effort has been made to ensure the accuracy of the information contained herein and any other referred document, this should not be construed as a commitment on the part of Teltronic S.A. Unipersonal, and the liability of Teltronic S.A. Unipersonal for any errors and omissions shall be limited to the correction of such errors and omissions. Teltronic S.A. Unipersonal welcomes any comment as a way to improve any delivered documentation.

The information contained herein has been prepared for the use of appropriately trained personnel, and it is intended for the purpose of the agreement under which the information is submitted. Any party using or relying upon this information assumes full responsibility for such use and in no event shall Teltronic S.A. Unipersonal be liable to anyone for especial, collateral, incidental, or consequential damages in connection with or arising out of the use of this information.

The information or statements given in these documents regarding the suitability, capacity or performance of the mentioned hardware or software products cannot be considered binding but shall be defined in the agreement made between Teltronic S.A. Unipersonal and the customer.

Teltronic S.A. Unipersonal reserves the right to revise these documents and to make changes to its content at any time, without prior notification.

Copyrights

No part of the information contained herein and the other referred documents may be copied, distributed or transmitted by any means to any other party without prior written permission of Teltronic S.A. Unipersonal. The distribution of this document may be also covered by NDA (non-disclosure agreement) between Teltronic S.A. Unipersonal and the receiver.

Please also note that part of these contents even may be covered by patent rights.

This document, the referred documents and the described product are considered protected by copyright according to the applicable laws.

Teltronic and the Teltronic logo are registered trademarks of Teltronic S.A. Unipersonal.

Copyright © Teltronic S.A. Unipersonal. All rights reserved.

CONTENTS:

1. BACKPLANE BSR75 4
1.1. BACKPLANE PCB TOP LAYER PICTURES 4
1.2. BACKPLANE PCB BOTTOM LAYER PICTURE 5
2. BSYNC 6
2.1. FRONT PICTURE 6
2.2. BSYNC PCB TOP LAYER PICTURES 7
2.3. BSYNC PCB BOTTOM LAYER PICTURE 8
3. RCPU 9
3.1. FRONT PICTURE 9
3.2. RCPU PCB TOP LAYER PICTURES 10
3.3. RCPU PCB BOTTOM LAYER PICTURES 12
4. RPA75 13
4.1. FRONT PICTURE 13
4.2. RPA PCB TOP PICTURES 14
4.3. RPA PCB BOTTOM PICTURE 16
5. RPS FRONT PICTURE 17
5.1. RPS PCB TOP LAYER PICTURES 18
5.2. RPS PCB BOTTOM LAYER PICTURE 19
6. RRX 20
6.1. FRONT PICTURE 20
6.2. RRX PCB TOP LAYER PICTURES 21
6.3. RRX PCB BOTTOM LAYER PICTURES 22
6.4. RRX GENERAL PICTURES 23
7. RTX75 24
7.1. FRONT PICTURE 24
7.2. RTX75 PCB TOP LAYER PICTURES 25
7.3. RTX75 PCB BOTTOM LAYER PICTURES 26
7.4. RTX75 GENERAL PICTURES 27

1. BACKPLANE BSR75

1.1. BACKPLANE PCB TOP LAYER PICTURES





1.2. BACKPLANE PCB BOTTOM LAYER PICTURE

2. BSYNC

2.1. FRONT PICTURE

2.2. BSYNC PCB TOP LAYER PICTURES



2.3. BSYNC PCB BOTTOM LAYER PICTURE



3. RCPU

3.1. FRONT PICTURE

3.2. RCPU PCB TOP LAYER PICTURES


RCPU_OPTION

RCPU_OPTION

3.3. RCPU PCB BOTTOM LAYER PICTURES



4. RPA75

4.1. FRONT PICTURE

4.2. RPA PCB TOP PICTURES



4.3. RPA PCB BOTTOM PICTURE



5. RPS FRONT PICTURE

5.1. RPS PCB TOP LAYER PICTURES





5.2. RPS PCB BOTTOM LAYER PICTURE



6. RRX

6.1. FRONT PICTURE

6.2. RRX PCB TOP LAYER PICTURES





6.3. RRX PCB BOTTOM LAYER PICTURES





6.4. RRX GENERAL PICTURES



7. RTX75

7.1. FRONT PICTURE



7.2. RTX75 PCB TOP LAYER PICTURES

7.3. RTX75 PCB BOTTOM LAYER PICTURES





7.4. RTX75 GENERAL PICTURES