Appendix A: DTS Bandwidth

Test Result

TestMode	Antenna	Frequency[MHz]	DTS BW [MHz]	FL[MHz]	FH[MHz]	Limit[MHz]	Verdict
11B	Ant1	2412	10.040	2407.000	2417.040	0.5	PASS
		2437	10.040	2432.000	2442.040	0.5	PASS
		2462	10.080	2457.000	2467.080	0.5	PASS
11G	Ant1	2412	16.360	2403.840	2420.200	0.5	PASS
		2437	16.360	2428.840	2445.200	0.5	PASS
		2462	16.360	2453.840	2470.200	0.5	PASS
11N20SISO	Ant1	2412	17.600	2403.240	2420.840	0.5	PASS
		2437	17.600	2428.240	2445.840	0.5	PASS
		2462	17.640	2453.200	2470.840	0.5	PASS

Test Graphs

11B_Ant1_2412

11B_Ant1_2437

11B_Ant1_2462

11G_Ant1_2412

11G_Ant1_2437

11G_Ant1_2462

11N20SISO_Ant1_2412

11N20SISO_Ant1_2437

11N20SISO_Ant1_2462

Appendix B: Occupied Channel Bandwidth

Test Result

TestMode	Antenna	Channel Frequency[MHz]	OCB [MHz]	FL[MHz]	FH[MHz]	Limit[MHz]	Verdict
11B	Ant1	2412	15.409	2404.379	2419.788	---	---
		2437	15.142	2429.442	2444.584	---	---
		2462	15.196	2454.419	2469.615	---	---
11G	Ant1	2412	17.379	2403.342	2420.721	---	---
		2437	17.352	2428.342	2445.694	---	---
		2462	17.401	2453.327	2470.728	---	---
11N20SISO	Ant1	2412	18.255	2402.893	2421.148	---	---
		2437	18.209	2427.930	2446.139	---	---
		2462	18.240	2452.914	2471.154	---	---

Test Graphs

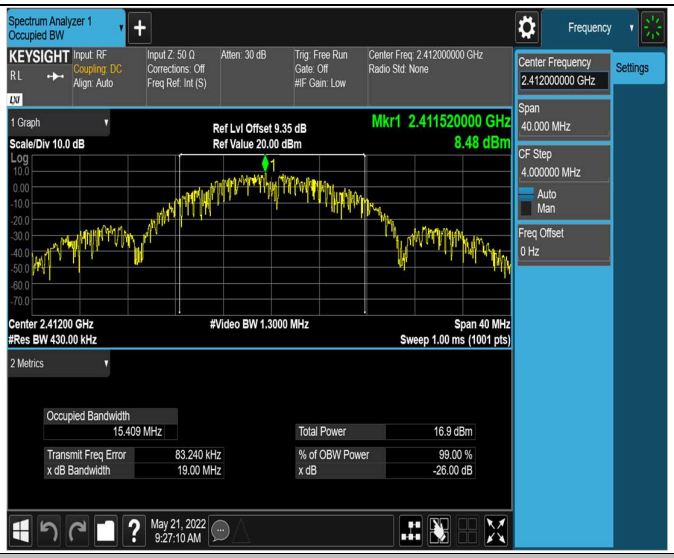

11B_Ant1_2412

11B_Ant1_2437

11B_Ant1_2462

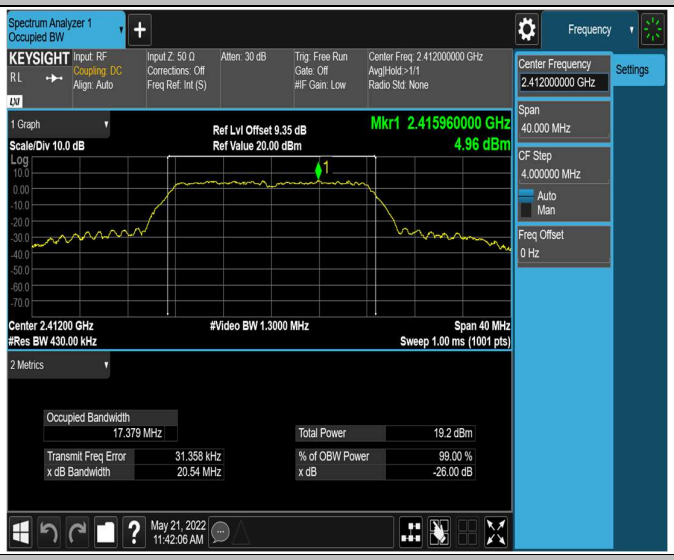

11G_Ant1_2412

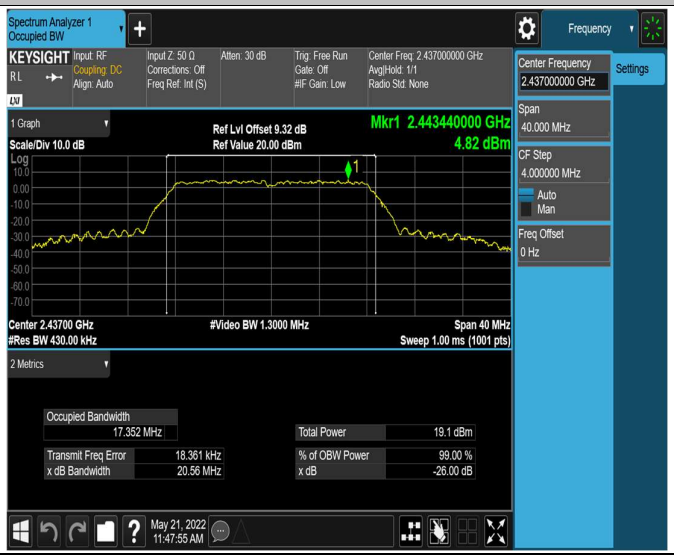

11G_Ant1_2437

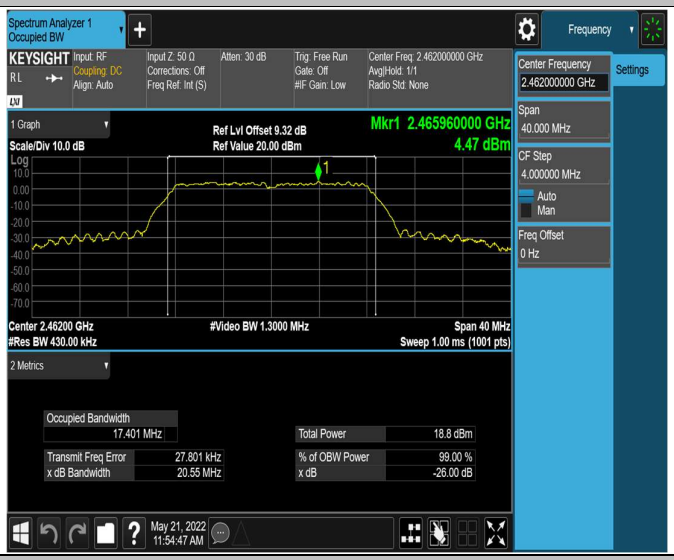

11G_Ant1_2462

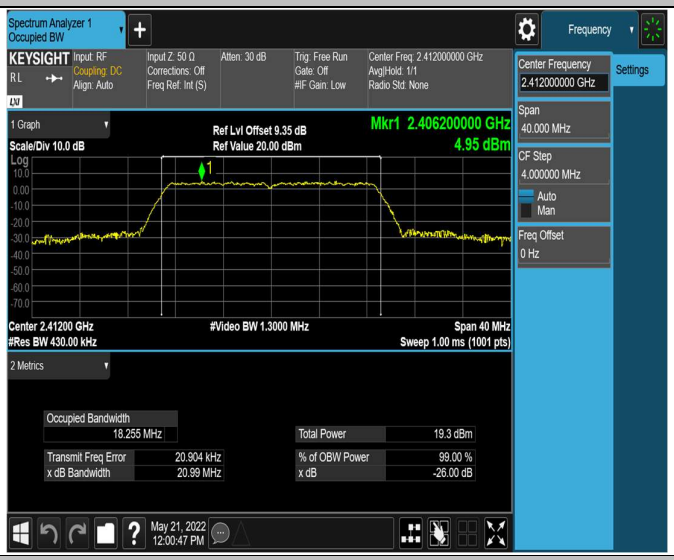

11N20SISO_Ant1_2412

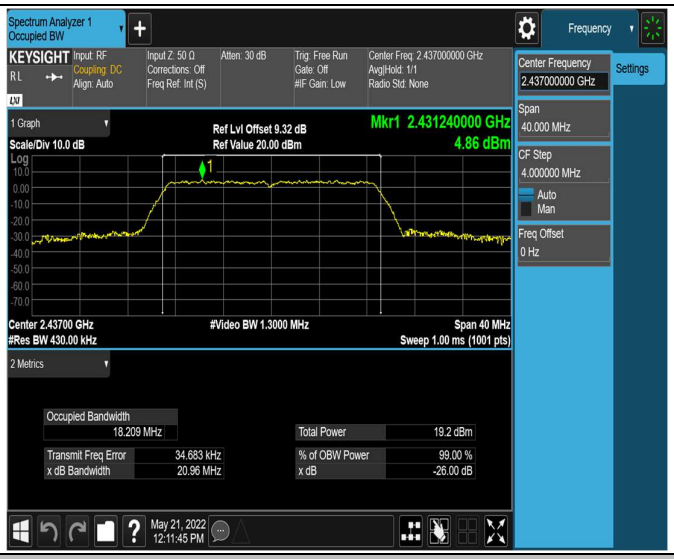

11N20SISO_Ant1_2437

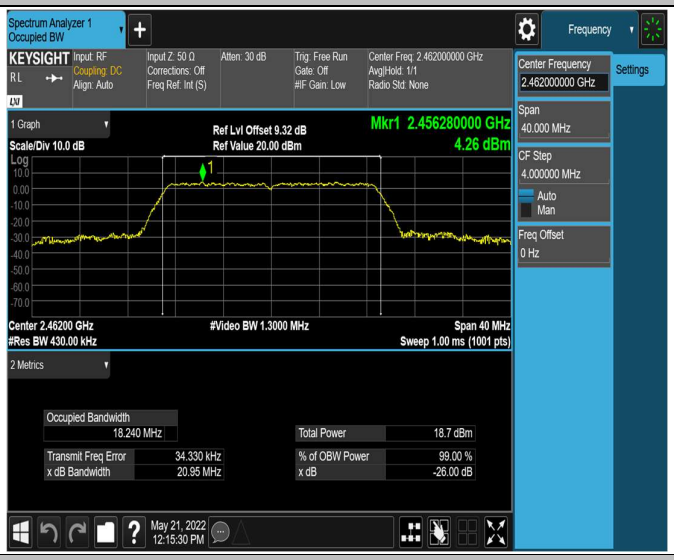

11N20SISO_Ant1_2462

Appendix C: Maximum conducted output power

Test Result Peak

TestMode	Antenna	Frequency[MHz]	Powert[dBm]	Conducted Limit[dBm]	Verdict
11B	Ant1	2412	17.10	≤30.00	PASS
		2437	16.86	≤30.00	PASS
		2462	16.42	≤30.00	PASS
11G	Ant1	2412	12.67	≤30.00	PASS
		2437	12.61	≤30.00	PASS
		2462	12.08	≤30.00	PASS
11N20SISO	Ant1	2412	12.73	≤30.00	PASS
		2437	12.57	≤30.00	PASS
		2462	12.06	≤30.00	PASS

Appendix D: Maximum power spectral density

Test Result

TestMode	Antenna	Frequency[MHz]	Result[dBm/3-100kHz]	Limit[dBm/3kHz]	Verdict
11B	Ant1	2412	-15.42	≤8.00	PASS
		2437	-15.83	≤8.00	PASS
		2462	-15.96	≤8.00	PASS
11G	Ant1	2412	-21.97	≤8.00	PASS
		2437	-22.13	≤8.00	PASS
		2462	-22.76	≤8.00	PASS
11N20SISO	Ant1	2412	-22.49	≤8.00	PASS
		2437	-22.21	≤8.00	PASS
		2462	-22.46	≤8.00	PASS

Test Graphs

11B_Ant1_2412

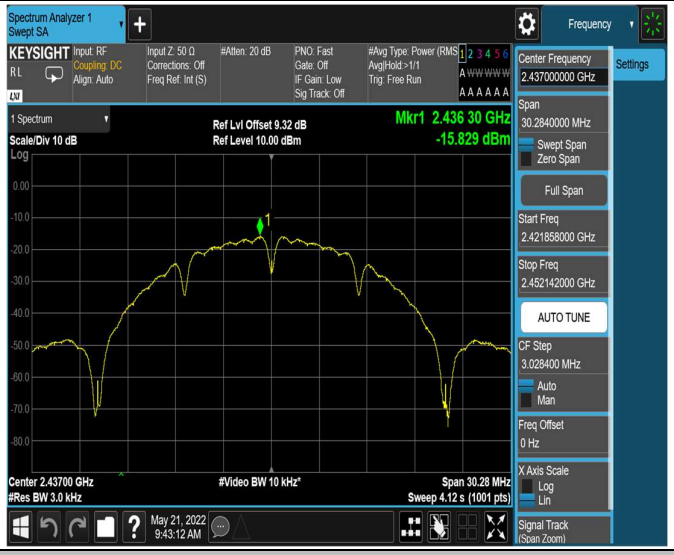

11B_Ant1_2437

11B_Ant1_2462

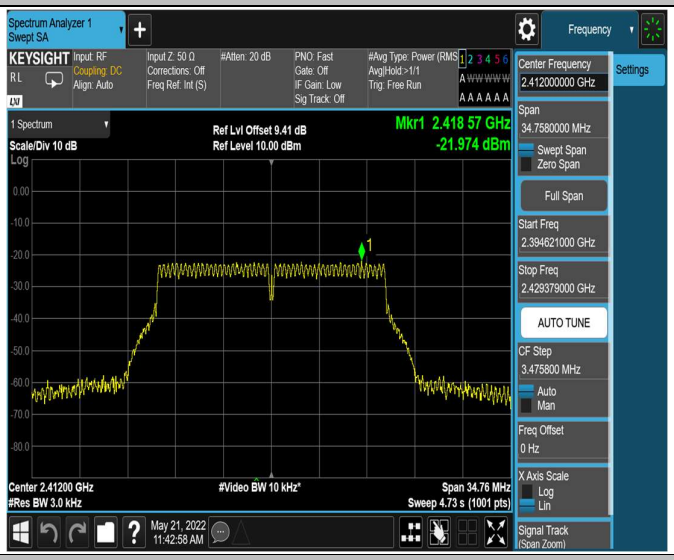

11G_Ant1_2412

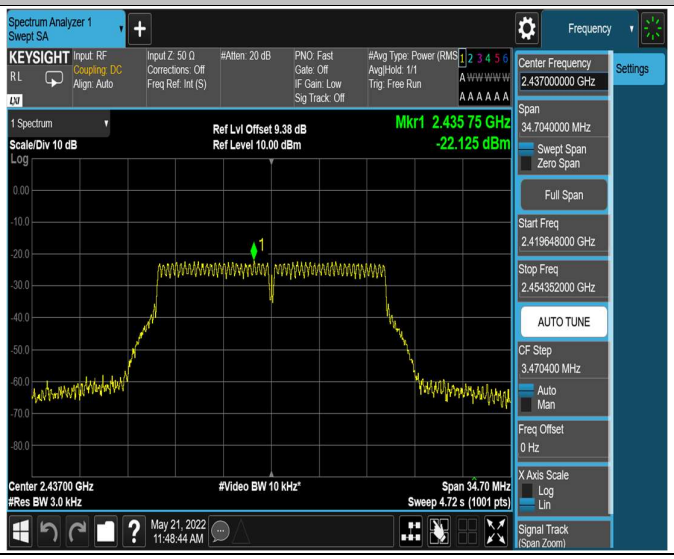

11G_Ant1_2437

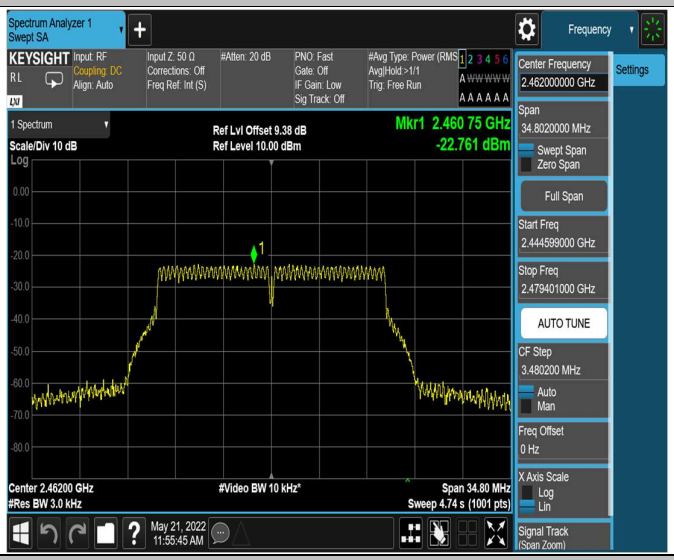

11G_Ant1_2462

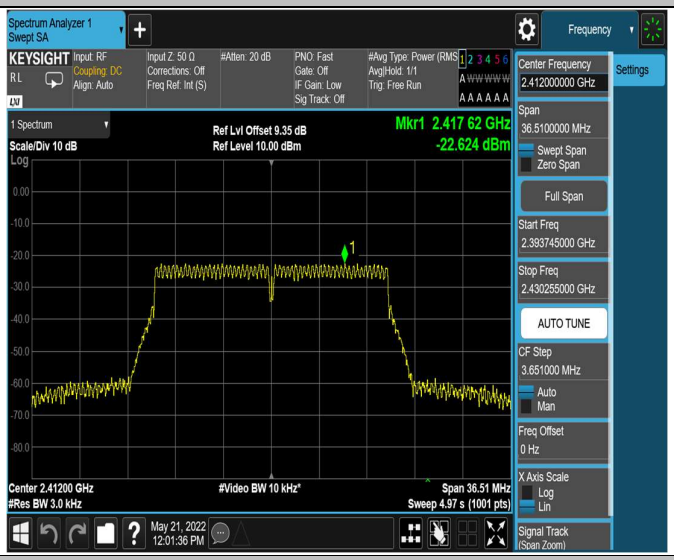

11N20SISO_Ant1_2412

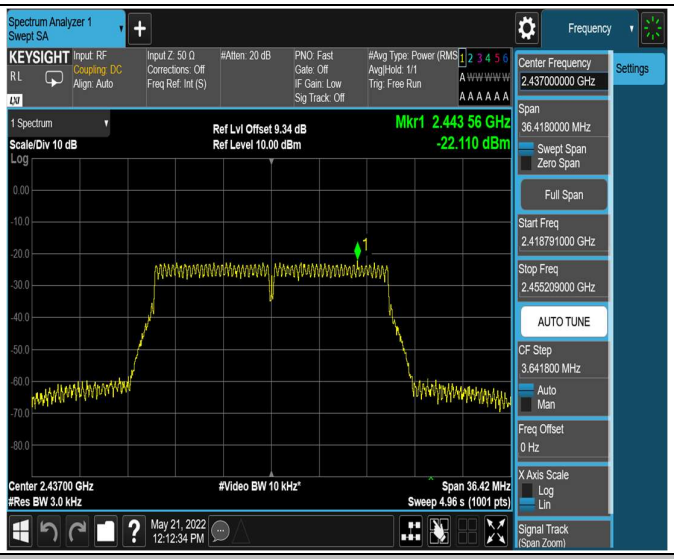

11N20SISO_Ant1_2437

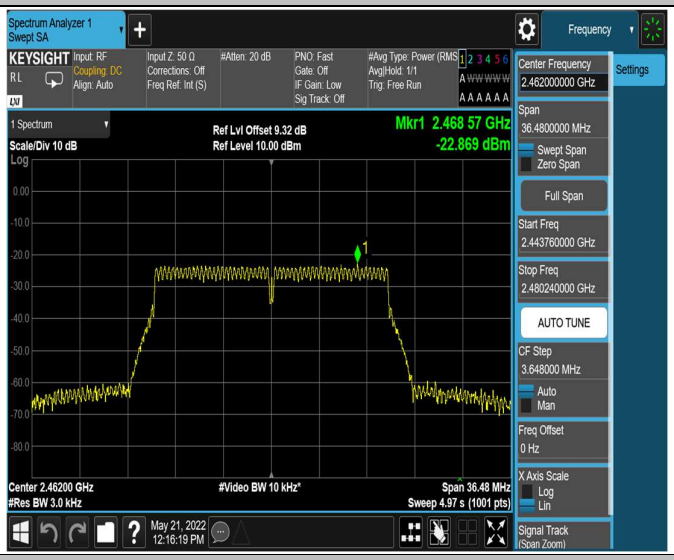

11N20SISO_Ant1_2462

Appendix E: Band edge measurements

Test Result

TestMode	Antenna	ChName	Frequency[MHz]	RefLevel[dBm]	Result[dBm]	Limit[dBm]	Verdict
11B	Ant1	Low	2412	7.41	-24.09	≤-22.59	PASS
		High	2462	6.73	-43.03	≤-23.27	PASS
11G	Ant1	Low	2412	1.53	-34.44	≤-28.47	PASS
		High	2462	0.78	-45.45	≤-29.22	PASS
11N20SISO	Ant1	Low	2412	1.39	-33.36	≤-28.61	PASS
		High	2462	0.66	-42.88	≤-29.34	PASS

Test Graphs

11B_Ant1_Low_2412

11B_Ant1_High_2462

11G_Ant1_Low_2412

11G_Ant1_High_2462

11N20SISO_Ant1_Low_2412

11N20SISO_Ant1_High_2462