Building 5, No. 316, Jianghong South Road Binjiang District, Hangzhou 310052, China
Tel.: +(86) 755-2985 2678 Fax:+(86) 755-2985 2397 E-mail: info@gdksign.cn Website:www.gdksign.com

RF Exposure Evaluation

FCC ID: WWE-2MNPP0209

Measuring Standard

FCC Part 1(1.1310) and Part 2(2.1091)

KDB 680106 D01 RF Exposure Wireless Charging Base App v03

Test Configuration

The test distance is from the center of the probe to the edge of the EUT.

The test distance of Position E on the front side is 20cm, the test distance of Position A,B,C,D is 15cm using the equipment list above for determining compliance with the MPE requirements of FCC Part 1.1310.

The RF power density was measured at Under maximum load test.

The test distance of Position E on the front side is 20cm, the test distance of Position A,B,C,D is 15cm, the field probes were positioned at the location where there is maximum field strength. The maximum E-field and H-field is reported below.

This device uses a wireless charging circuit for power transfer operating at the frequency of 110.1KHz -205kHz. Thus, the 300kHz limits were used: E-field Limit = 614 (V/m); H-field limit = 1.63 (A/m).

TEST Setup

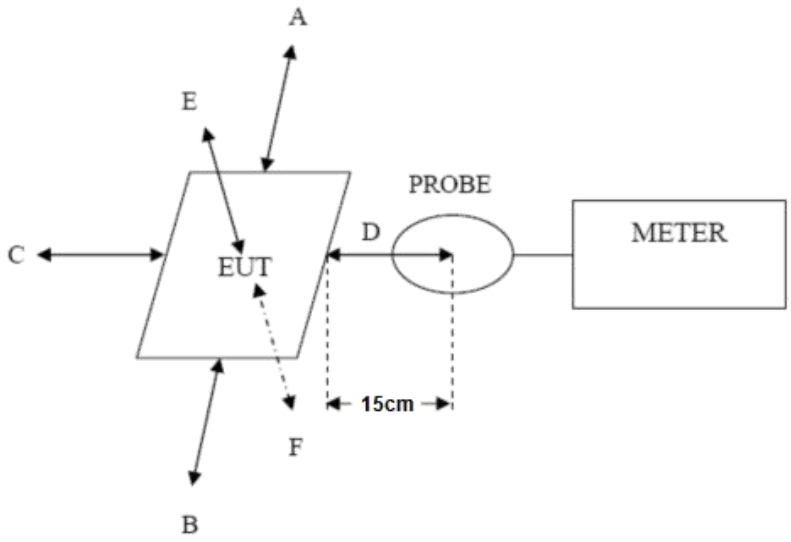

Building 5, No. 316, Jianghong South Road Binjiang District, Hangzhou 310052, China
Tel.: +(86) 755-2985 2678 Fax:+(86) 755-2985 2397 E-mail: info@gdksign.cn Website:www.gdksign.com

TEST Limits

Frequency range (MHz)	Electric field strength (V/m)	Magnetic field strength (A/m)	Power density (mW/cm^2)	Averaging time (minutes)
(A) Limits for Occupational/Controlled Exposure				
0.3-3.0	614	1.63	*100	6
3.0-30	1842/f	4.89/f	*900/f^2	6
30-300	61.4	0.163	1.0	6
300-1,500			f/300	6
1,500-100,000			5	6
(B) Limits for General Population/Uncontrolled Exposure				
0.3-1.34	614	1.63	*100	30
1.34-30	824/f	2.19/f	*180/f^2	30
30-300	27.5	0.073	0.2	30
300-1,500			f/1500	30
1,500-100,000			1.0	30

f = frequency in MHz * = Plane-wave equivalent power density

Measurement Uncertainty

The data and results referenced in this document are true and accurate. The reader is cautioned that there may be errors within the calibration limits of the equipment and facilities. The measurement uncertainty was calculated for all measurements listed in this test report acc. to TR-100028-01" Electromagnetic compatibility and Radio spectrum Matters (ERM);Uncertainties in the measurement of mobile radio equipment characteristics; Part 1" and TR-100028-02 "Electromagnetic compatibility and Radio spectrum Matters (ERM);Uncertainties in the measurement of mobile radio equipment characteristics; Part 2 " and is documented in the KSIGN(Guangdong) Testing Co., Ltd. quality system acc. to DIN EN ISO/IEC 17025. Furthermore, component and process variability of devices similar to that tested may result in additional deviation. The manufacturer has the sole responsibility of continued compliance of the device. Below is the best measurement capability for KSIGN(Guangdong) Testing Co., Ltd.

Test Items	Measurement Uncertainty	Notes
Allemissions,radiated(<30M)(9kHz-30MHz)	2.20 dB	(1)

Note(1): This uncertainty represents an expanded uncertainty expressed at approximately the 95% confidence level using a coverage factor of k=1.96.

Building 5, No. 316, Jianghong South Road Binjiang District, Hangzhou 310052, China
Tel.: +(86) 755-2985 2678 Fax:+(86) 755-2985 2397 E-mail: info@gdksign.cn Website:www.gdksign.com

Measuring Device and Test Equipment

Description	Manufacturer	Model	S/N	Cal. Until
Probe FHP(100kHz-3GHz)	Narda Safety Test Solutions GmbH	EHP-50F	J-0015	June 10, 2022
Broadband Field Meter	Narda	NBM-550	Q201455	Sep 10, 2022
Adapter	N/A	SAW30-12 0-2500U	N/A	N/A
Wireless charging Load	EESON	2S	N/A	N/A

TEST MODE

MODE	TEST MODE DESCRIPTION
1	Wireless charging mode(Full load)
2	Wireless charging mode(Half load)
3	Wireless charging mode(Null load)

Note:
1. The Mode 1 was the worst case and only the data of the worst case record in this report.

Building 5, No. 316, Jianghong South Road Binjiang District, Hangzhou 310052, China
Tel.: +(86) 755-2985 2678 Fax:+(86) 755-2985 2397 E-mail: info@gdksign.cn Website:www.gdksign.com

TEST RESULT

☒ **Passed** ☐ **Not Applicable**

EUT	Portable Power Station	Model Name. :	2MNPP0209
Pressure:	1010hPa	Test Date:	2021-12-04
Test Voltage:	Output:10W(Max)	Test Mode:	Mode 1 (Worse case)

E-Field Strength at 15 cm surrounding the EUT and 20cm above the top surface of the EUT							
EUT Side	**Frequency Range (kHz)**	**Probe A (V/m)**	**Probe B (V/m)**	**Probe C (V/m)**	**Probe D (V/m)**	**Probe E (V/m)**	**Limits (V/m)**
Full load	110.1~205	0.83	0.91	0.93	0.84	3.03	614
Half load	110.1~205	0.82	0.88	0.85	0.82	2.96	
Null load	110.1~205	0.79	0.82	0.78	0.75	2.80	

H-Field Strength at 15 cm surrounding the EUT and 20cm above the top surface of the EUT							
EUT Side	**Frequency Range (kHz)**	**Probe A** (A/m)	**Probe B** (A/m)	**Probe C** (A/m)	**Probe D** (A/m)	**Probe E** (A/m)	**Limits (A/m)**
Full load	110.1~205	0.49	0.47	0.46	0.45	0.73	1.63
Half load	110.1~205	0.46	0.42	0.44	0.43	0.65	
Null load	110.1~205	0.45	0.443	0.42	0.42	0.60	

Remark: The device meets the mobile RF exposure limit at a 15cm separation distance as specified in §2.1091 of the FCC Rules.

Note:Only the Mode1 worst case modes is recorded in the report.

Building 5, No. 316, Jianghong South Road Binjiang District, Hangzhou 310052, China
Tel.: +(86) 755-2985 2678 Fax:+(86) 755-2985 2397 E-mail: info@gdksign.cn Website:www.gdksign.com

PHOTOGRAPHS OF TEST SETUP

Position E



Position A



Building 5, No. 316, Jianghong South Road Binjiang District, Hangzhou 310052, China
Tel.: +(86) 755-2985 2678 Fax:+(86) 755-2985 2397 E-mail: info@gdksign.cn Website:www.gdksign.com

Position B



Position C



Building 5, No. 316, Jianghong South Road Binjiang District, Hangzhou 310052, China
Tel.: +(86) 755-2985 2678 Fax:+(86) 755-2985 2397 E-mail: info@gdksign.cn Website:www.gdksign.com

Position D



--THE END--