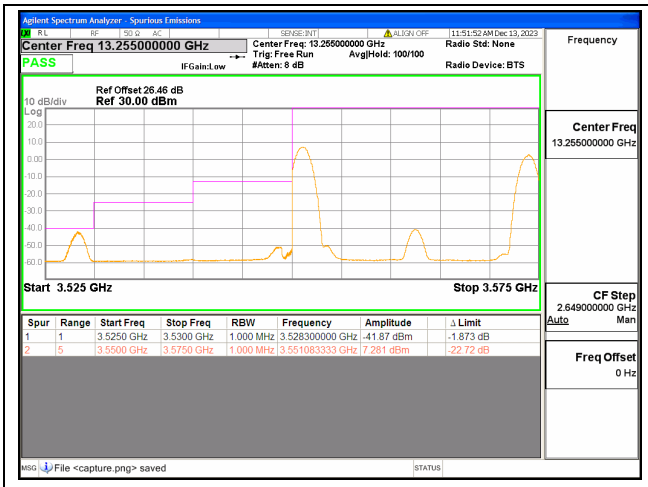

48C / 20+5MHz / Low CH / QPSK / 1#0-1#24

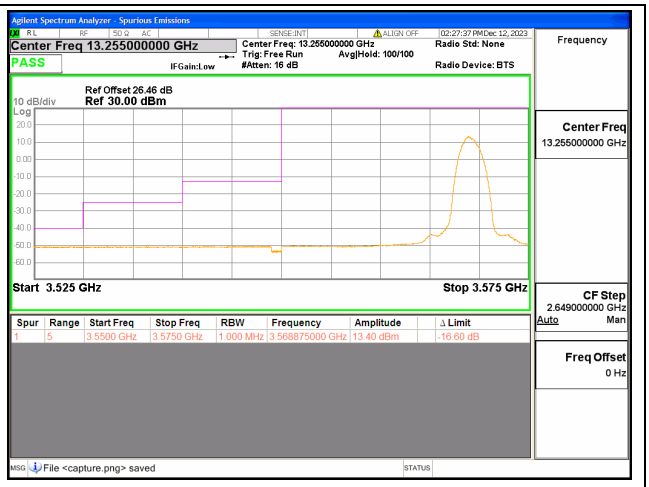

48C / 20+5MHz / Low CH / QPSK / 1#99-1#0

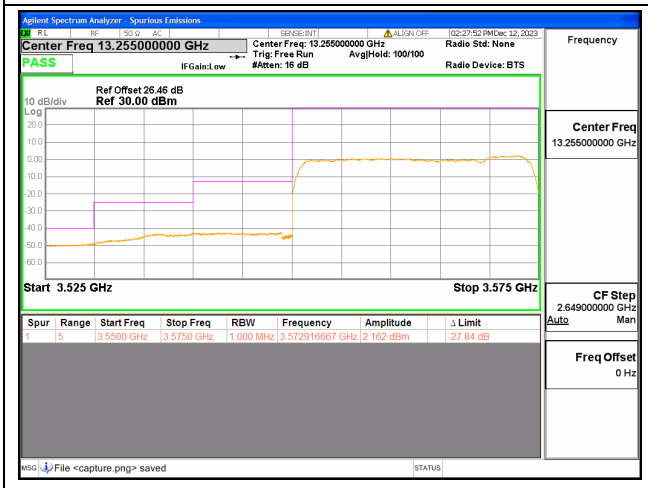

48C / 20+5MHz / Low CH / QPSK / 100#0-25#0

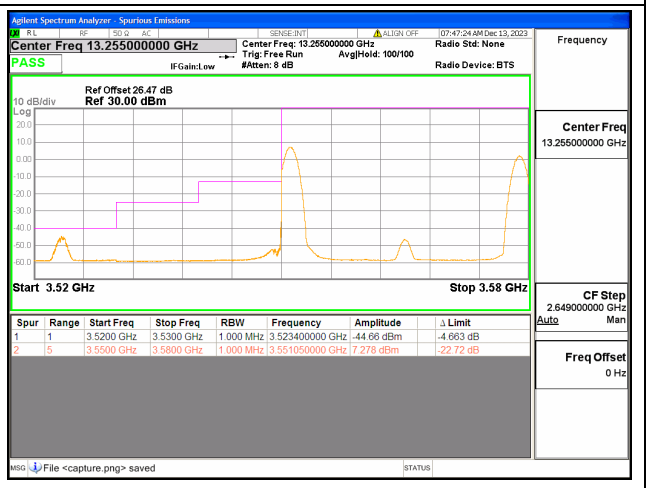

48C / 20+10MHz / Low CH / QPSK / 1#0-1#49

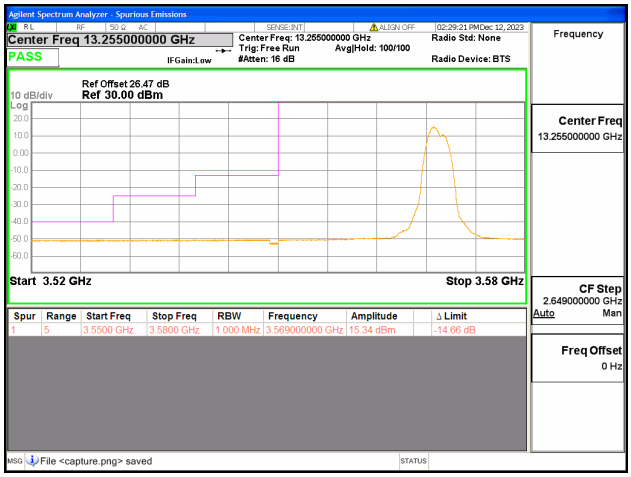

48C / 20+10MHz / Low CH / QPSK / 1#99-1#0

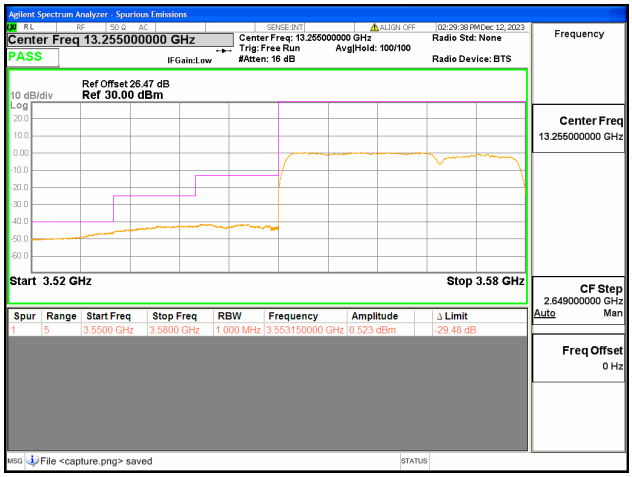

48C / 20+10MHz / Low CH / QPSK / 100#0-50#0

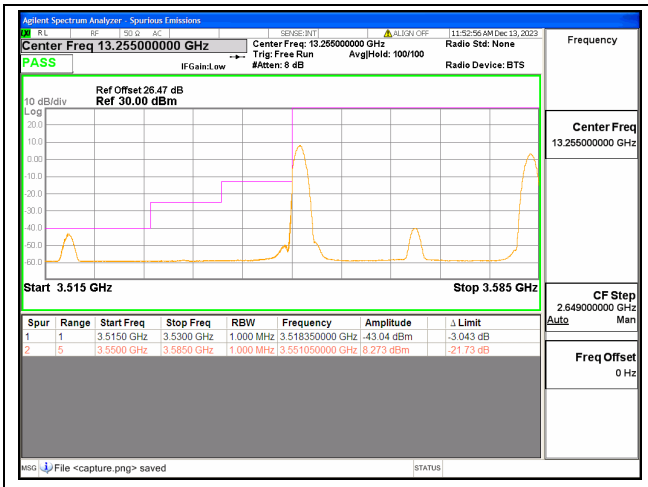

48C / 20+15MHz / Low CH / QPSK / 1#0-1#74

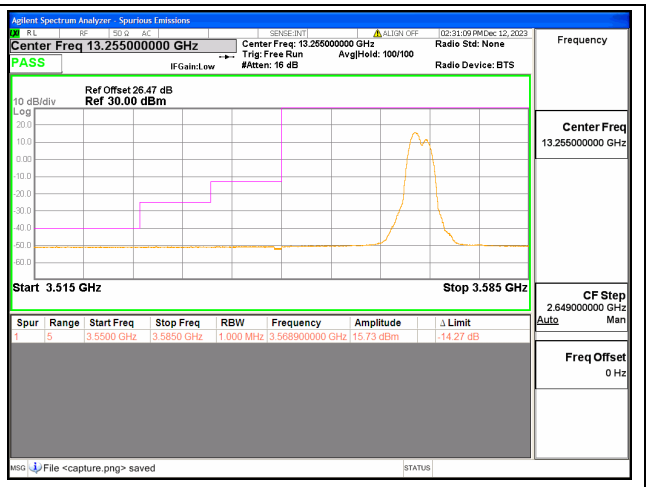

48C / 20+15MHz / Low CH / QPSK / 1#99-1#0

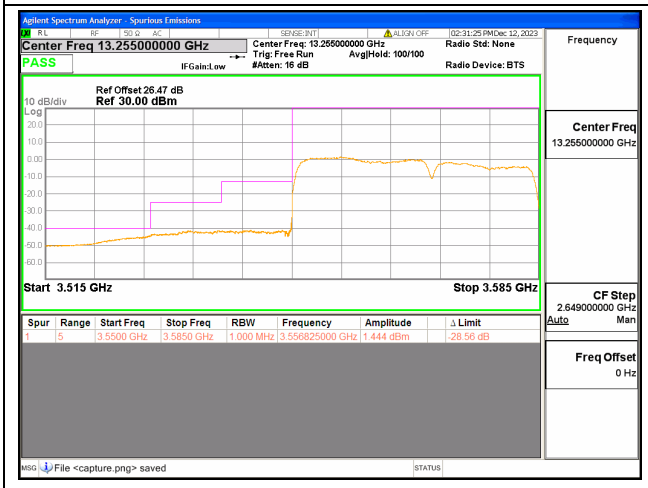

48C / 20+15MHz / Low CH / QPSK / 100#0-75#0

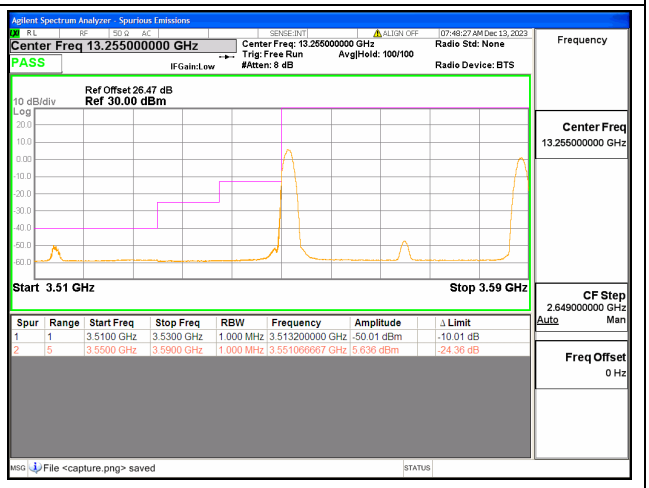

48C / 20+20MHz / Low CH / QPSK / 1#0-1#99

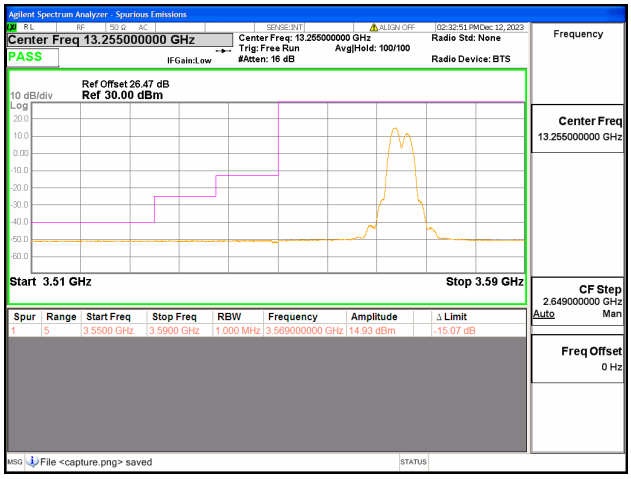

48C / 20+20MHz / Low CH / QPSK / 1#99-1#0

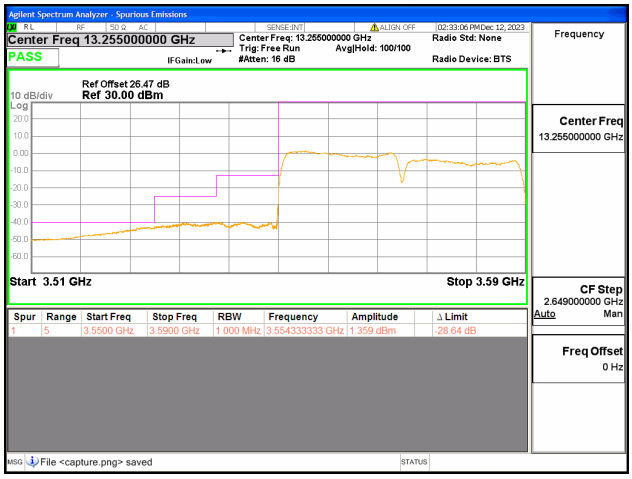

48C / 20+20MHz / Low CH / QPSK / 100#0-100#0

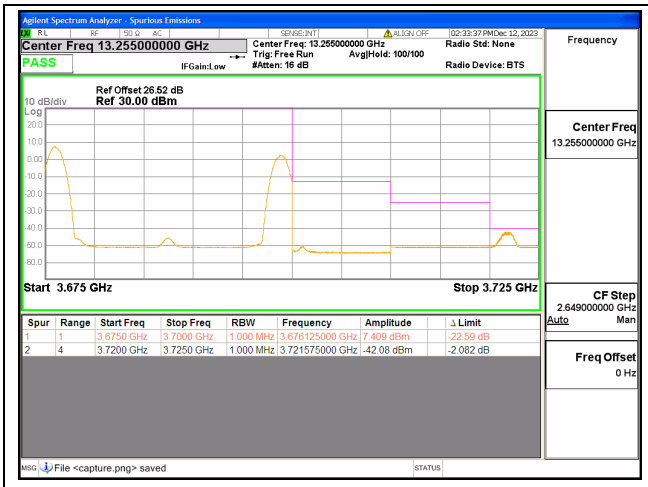

48C / 20+5MHz / High CH / QPSK / 1#0-1#24

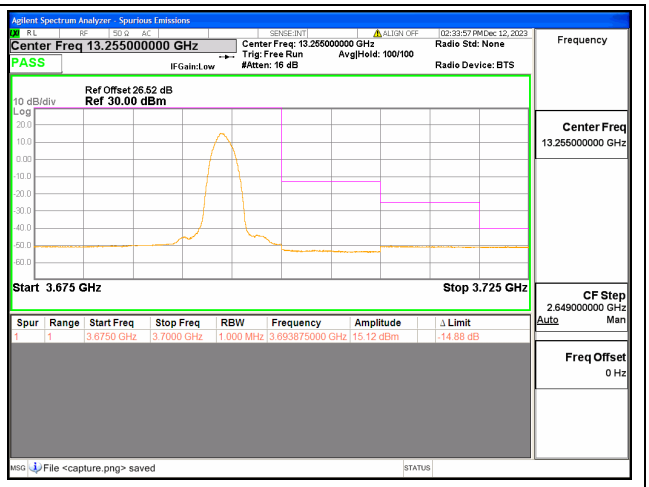

48C / 20+5MHz / High CH / QPSK / 1#99-1#0

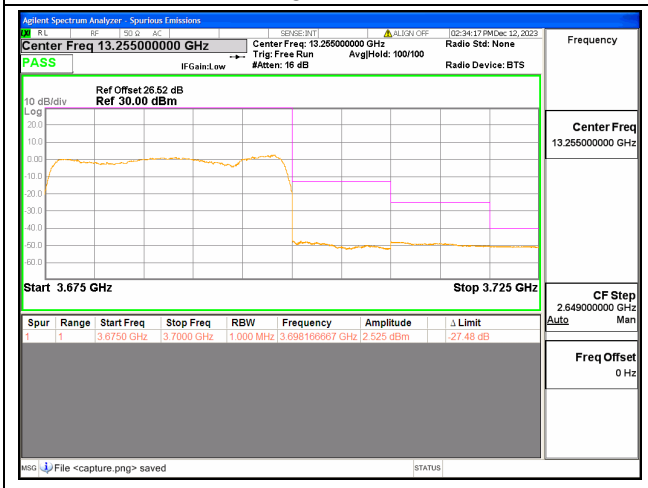

48C / 20+5MHz / High CH / QPSK / 100#0-25#0

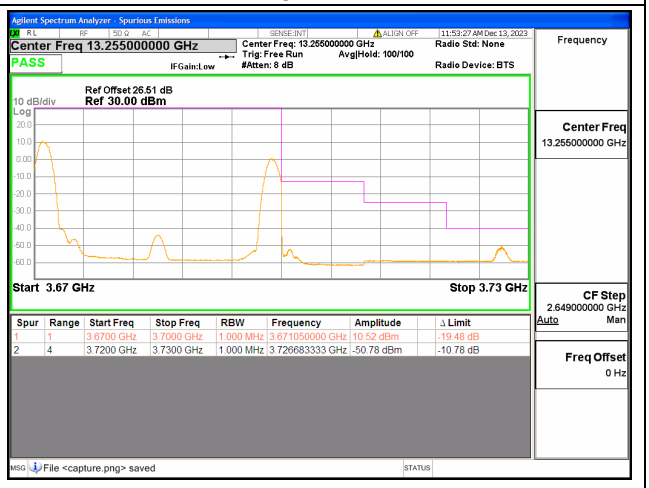

48C / 20+10MHz / High CH / QPSK / 1#0-1#49

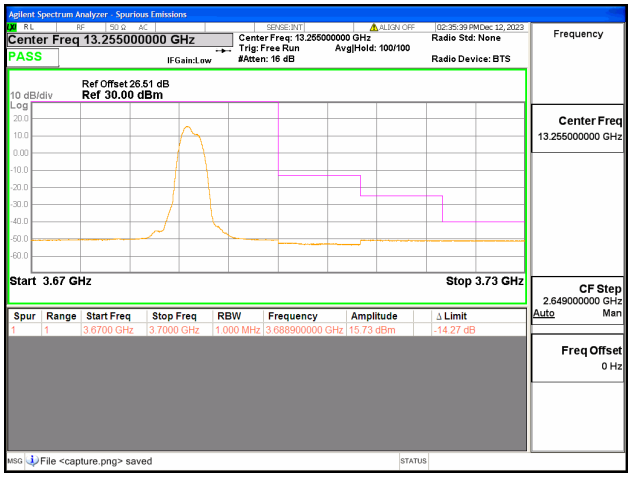

48C / 20+10MHz / High CH / QPSK / 1#99-1#0

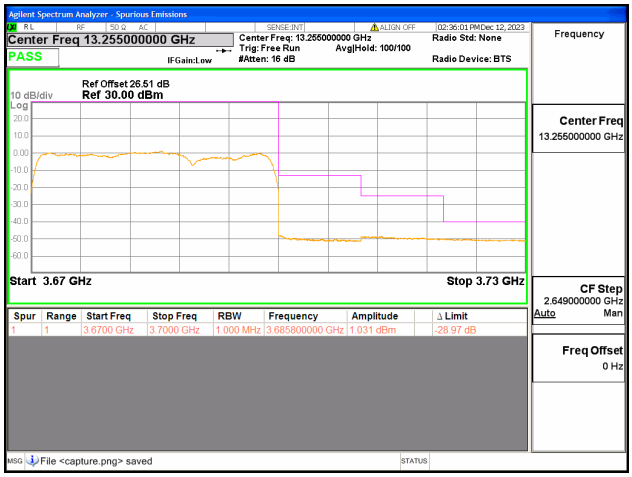

48C / 20+10MHz / High CH / QPSK / 100#0-50#0

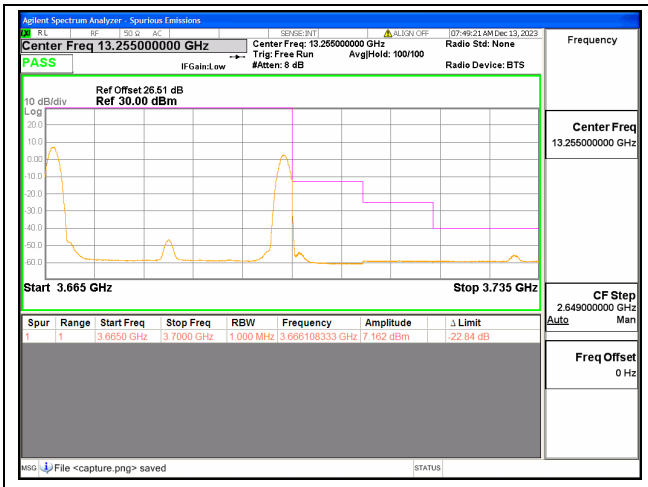

48C / 20+15MHz / High CH / QPSK / 1#0-1#74

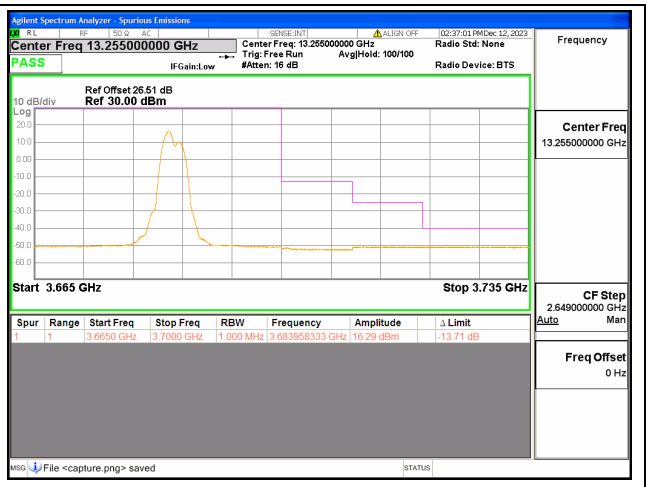

48C / 20+15MHz / High CH / QPSK / 1#99-1#0

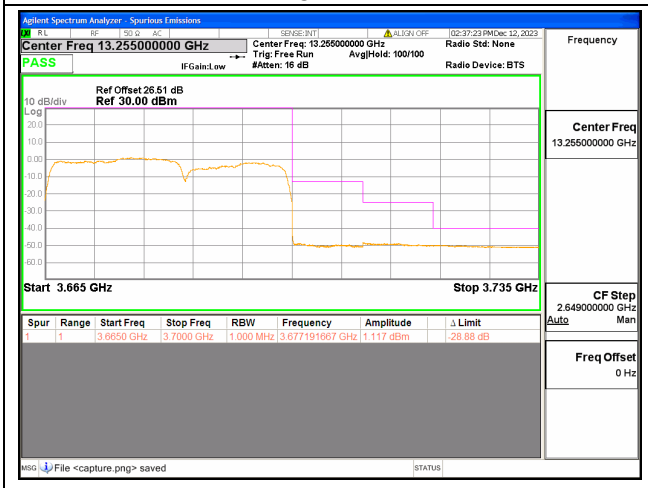

48C / 20+15MHz / High CH / QPSK / 100#0-75#0

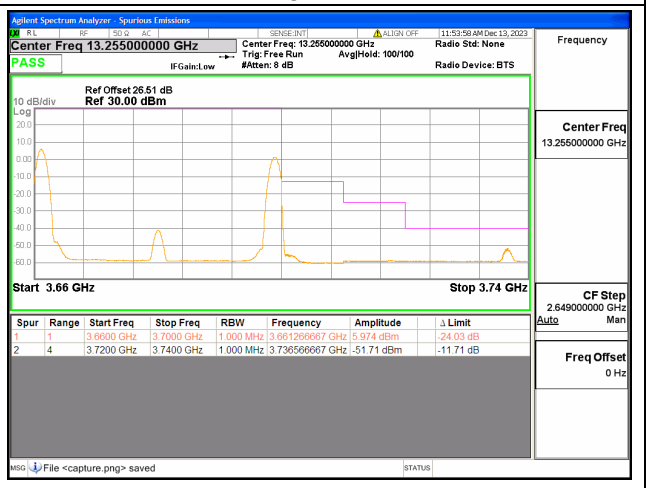

48C / 20+20MHz / High CH / QPSK / 1#0-1#99

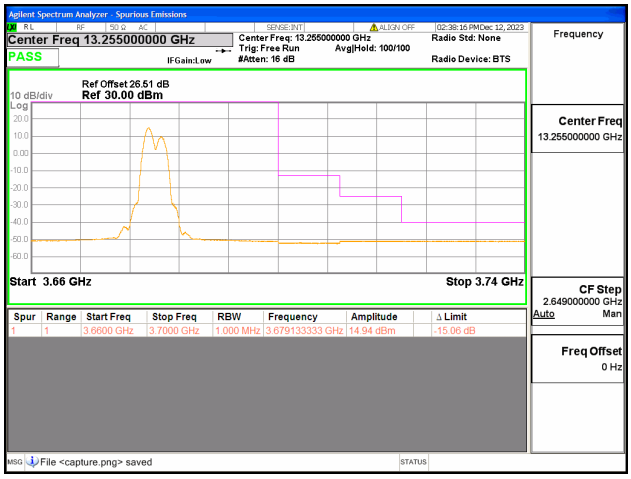

48C / 20+20MHz / High CH / QPSK / 1#99-1#0

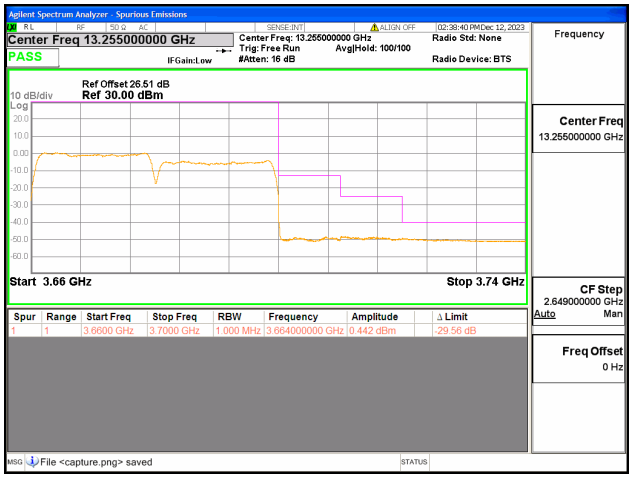

48C / 20+20MHz / High CH / QPSK / 100#0-100#0

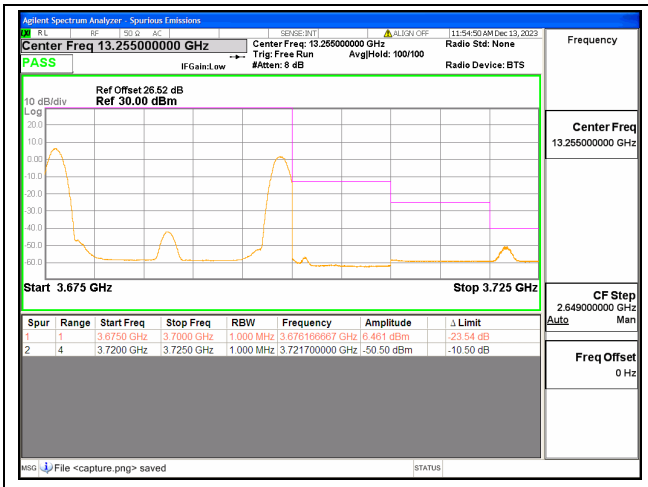

48C / 20+5MHz / High CH / QPSK / 1#0-1#24

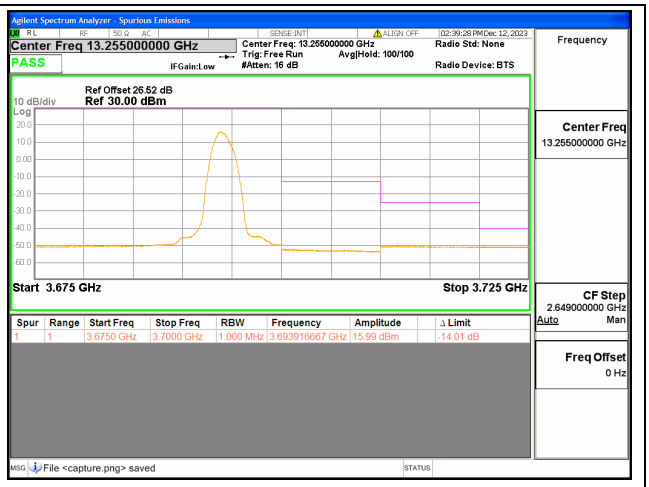

48C / 20+5MHz / High CH / QPSK / 1#99-1#0

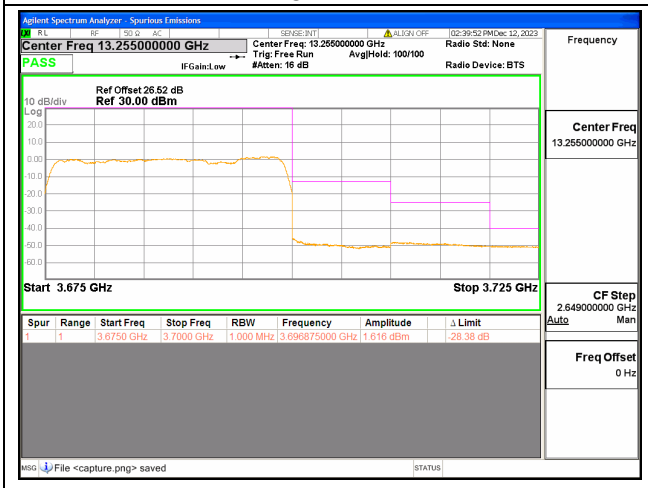

48C / 20+5MHz / High CH / QPSK / 100#0-25#0

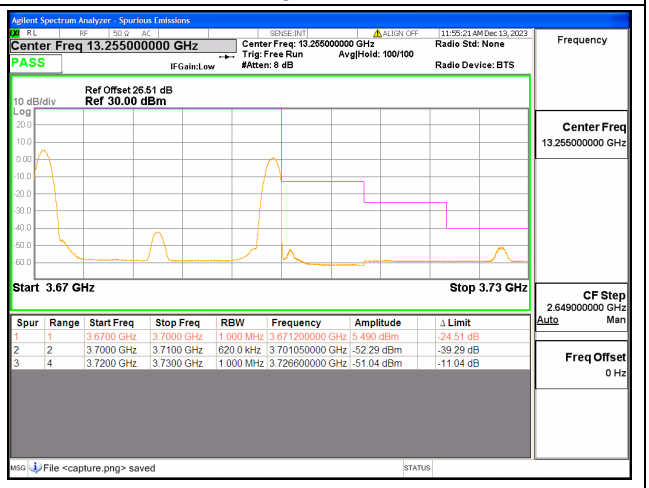

48C / 20+10MHz / High CH / QPSK / 1#0-1#49

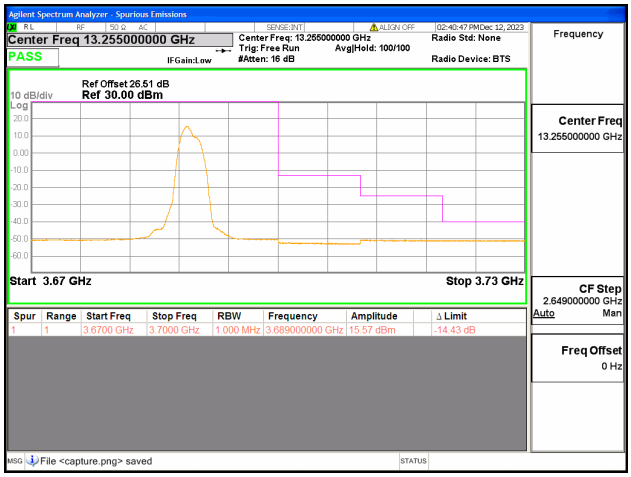

48C / 20+10MHz / High CH / QPSK / 1#99-1#0

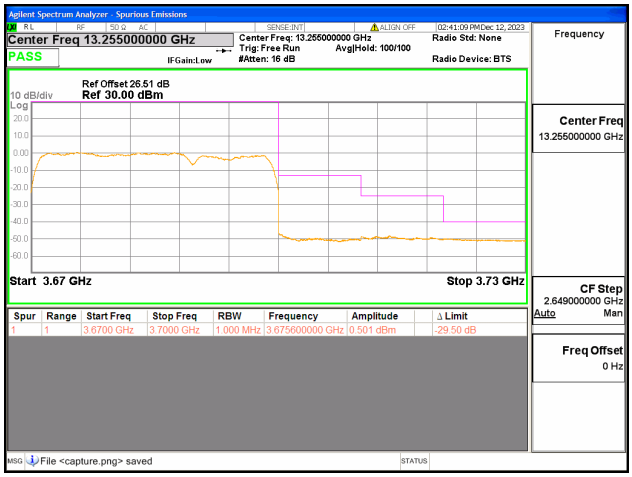

48C / 20+10MHz / High CH / QPSK / 100#0-50#0

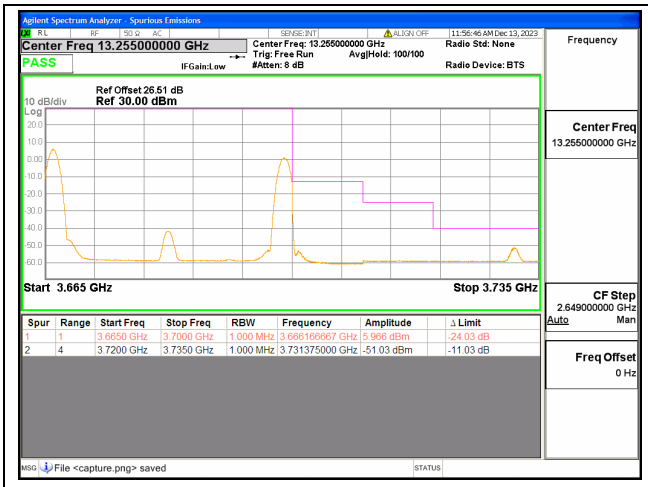

48C / 20+15MHz / High CH / QPSK / 1#0-1#74

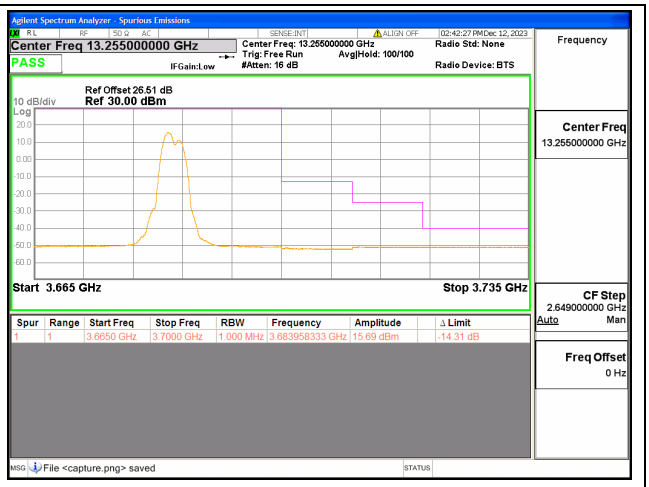

48C / 20+15MHz / High CH / QPSK / 1#99-1#0

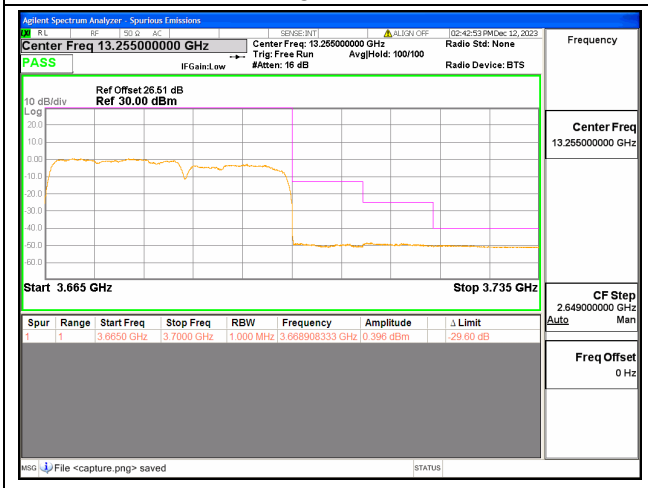

48C / 20+15MHz / High CH / QPSK / 100#0-75#0

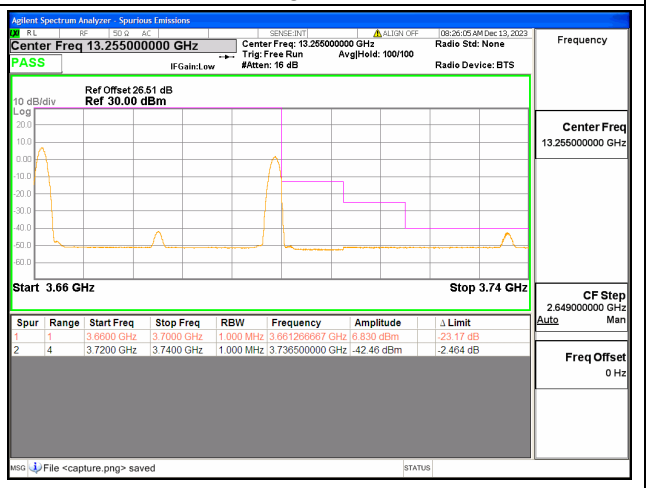

48C / 20+20MHz / High CH / QPSK / 1#0-1#99

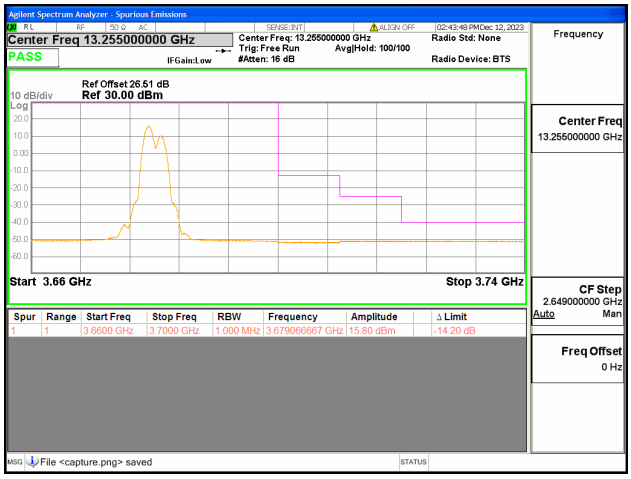

48C / 20+20MHz / High CH / QPSK / 1#99-1#0

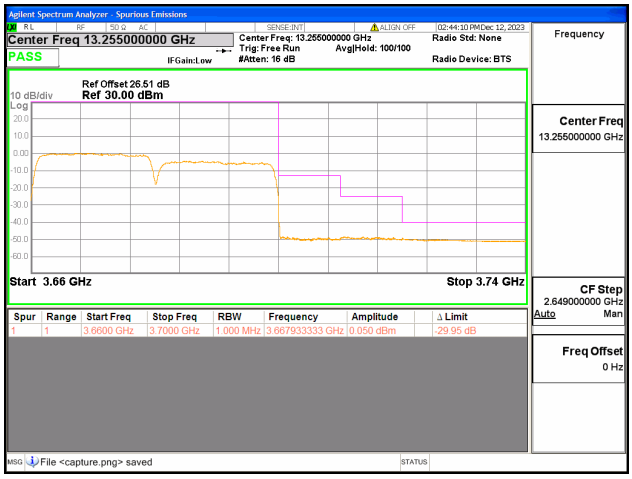

48C / 20+20MHz / High CH / QPSK / 100#0-100#0

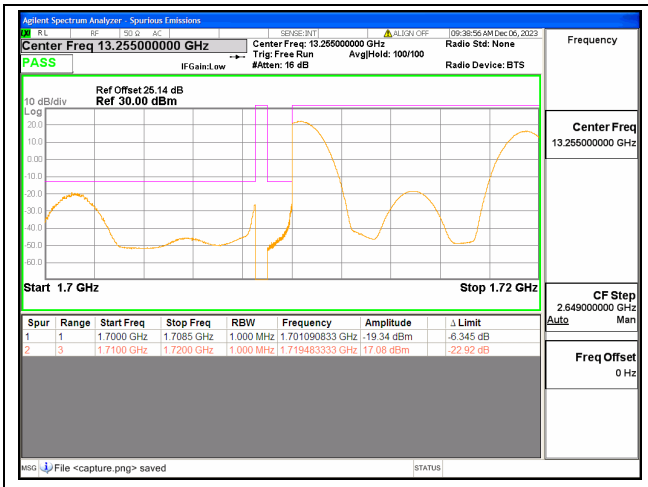

66B / 5+5MHz / Low CH / QPSK / 1#0-1#24

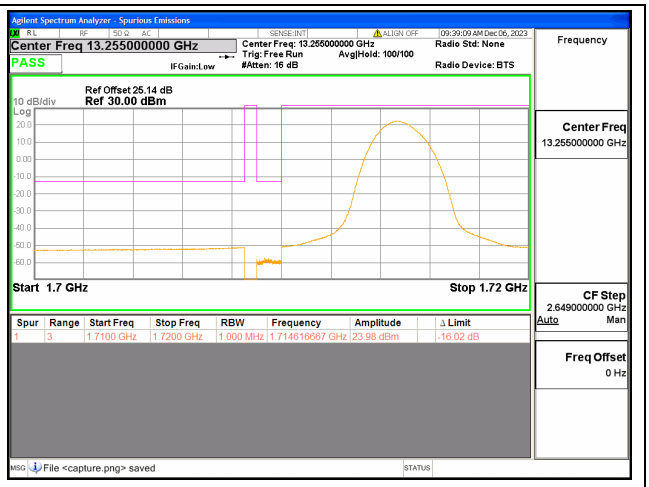

66B / 5+5MHz / Low CH / QPSK / 1#24-1#0

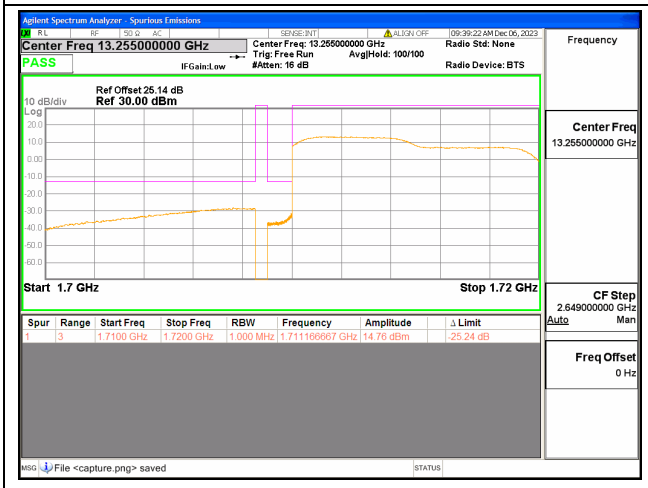

66B / 5+5MHz / Low CH / QPSK / 25#0-25#0

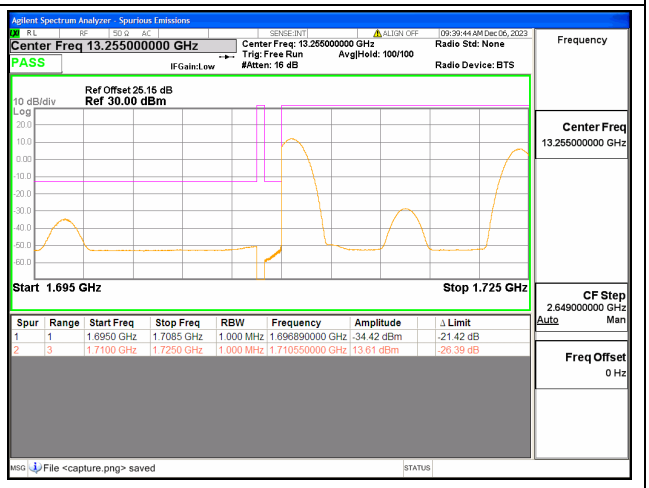

66B / 5+10MHz / Low CH / QPSK / 1#0-1#49

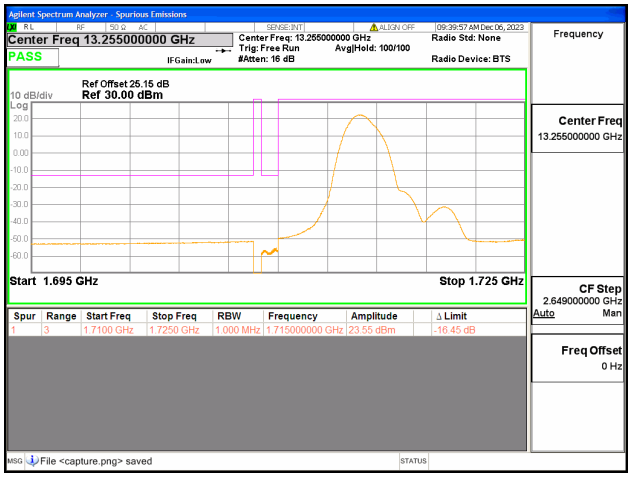

66B / 5+10MHz / Low CH / QPSK / 1#24-1#0

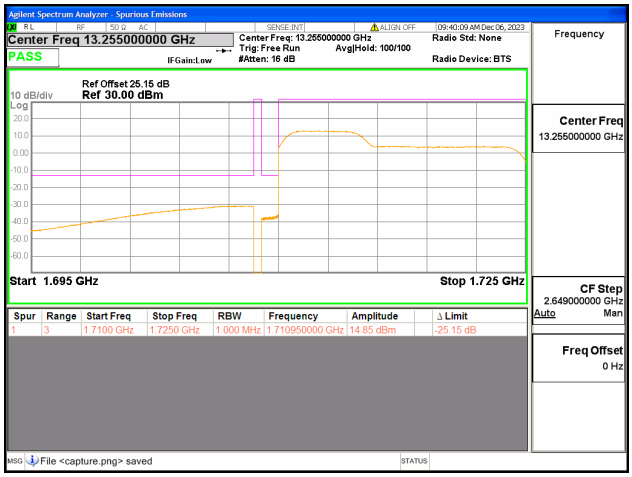

66B / 5+10MHz / Low CH / QPSK / 25#0-50#0

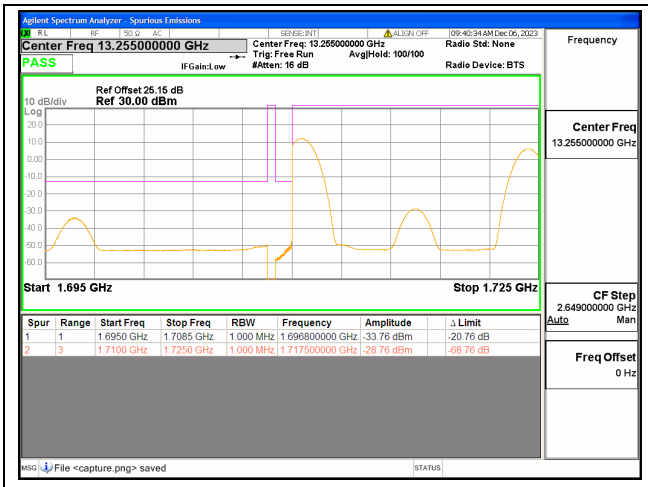

66B / 10+5MHz / Low CH / QPSK / 1#0-1#24

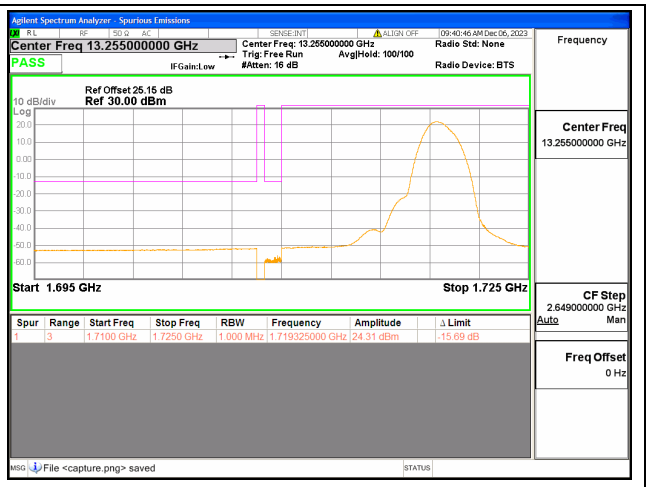

66B / 10+5MHz / Low CH / QPSK / 1#49-1#0

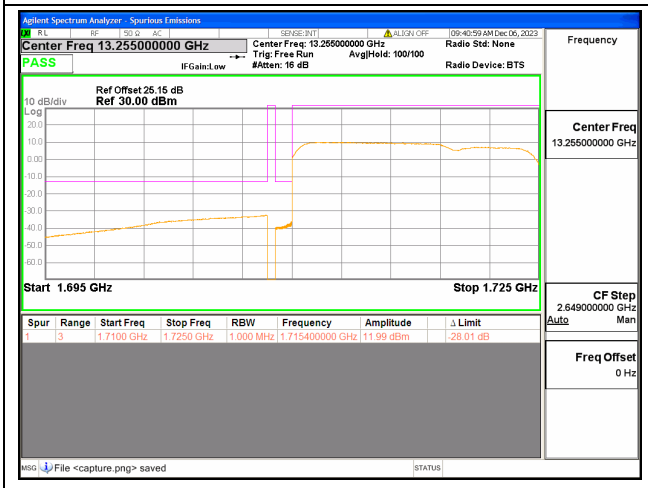

66B / 10+5MHz / Low CH / QPSK / 50#0-25#0

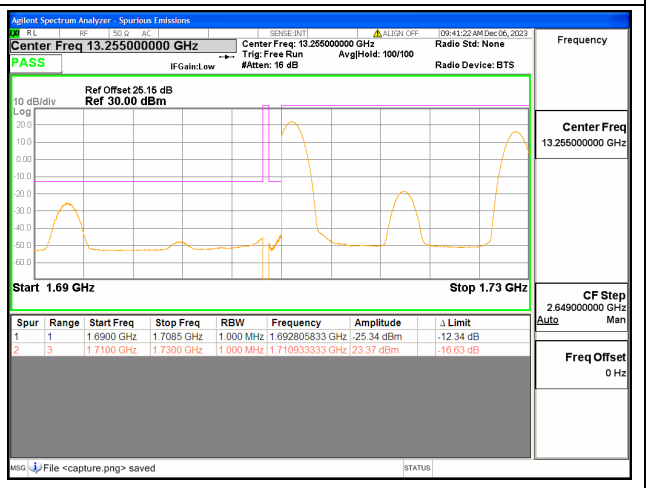

66B / 5+15MHz / Low CH / QPSK / 1#0-1#74

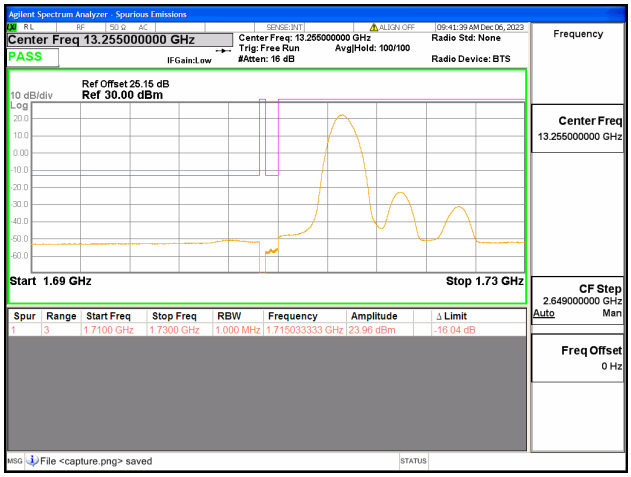

66B / 5+15MHz / Low CH / QPSK / 1#24-1#0

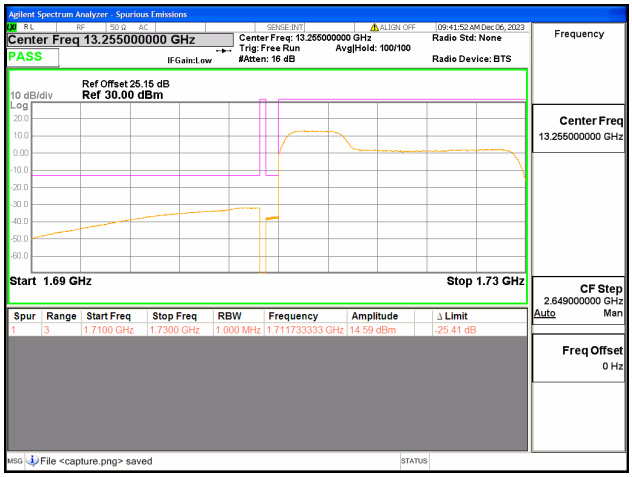

66B / 5+15MHz / Low CH / QPSK / 25#0-75#0

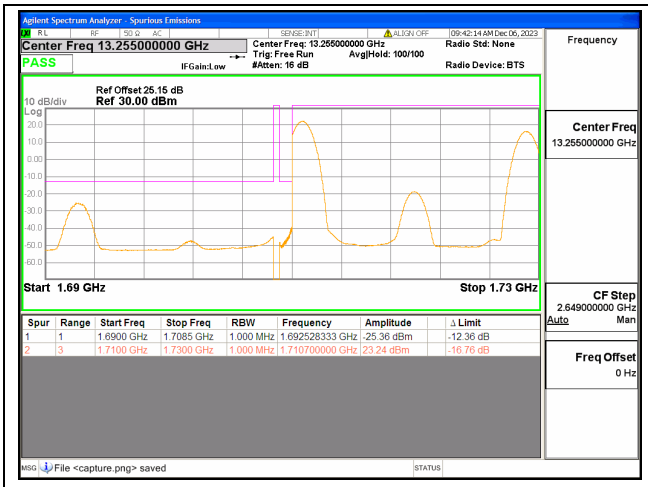

66B / 15+5MHz / Low CH / QPSK / 1#0-1#24

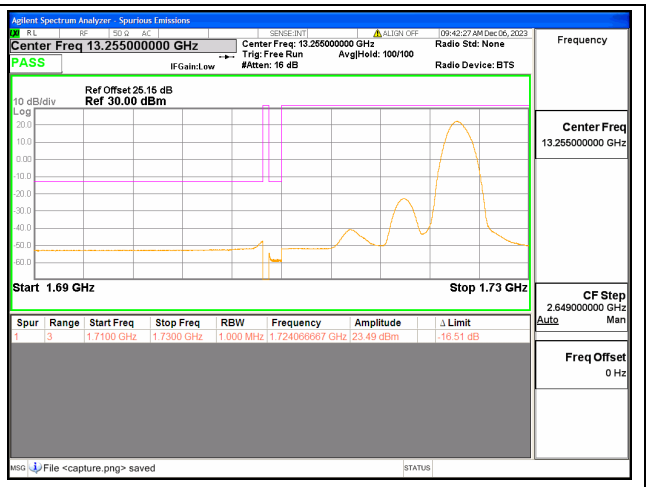

66B / 15+5MHz / Low CH / QPSK / 1#74-1#0

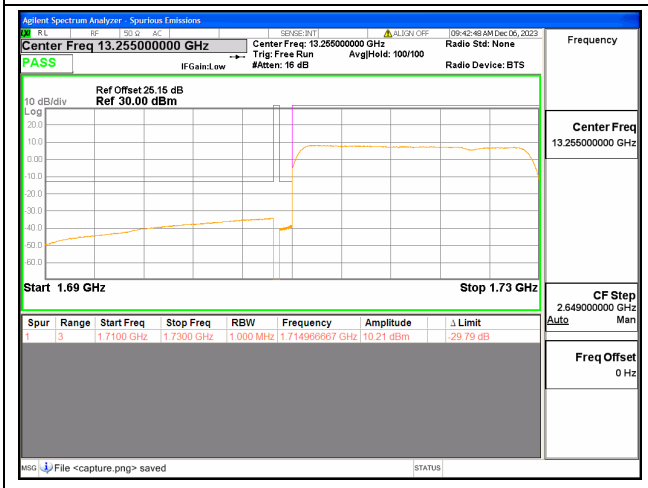

66B / 15+5MHz / Low CH / QPSK / 75#0-25#0

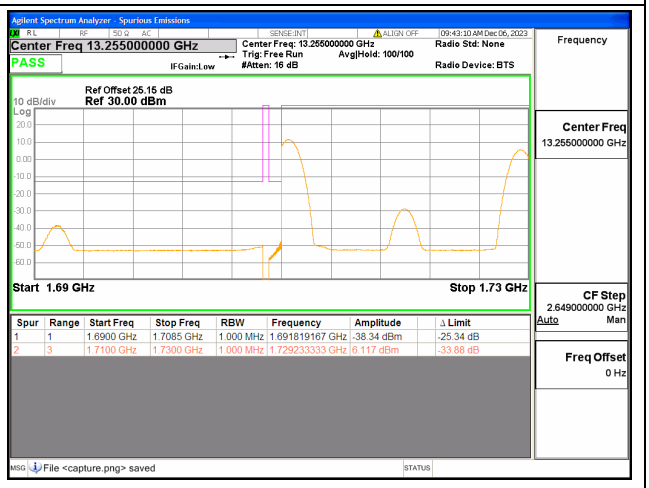

66B / 10+10MHz / Low CH / QPSK / 1#0-1#49

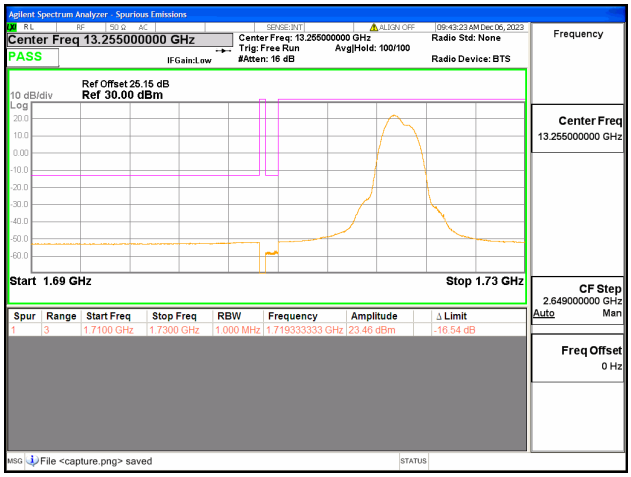

66B / 10+10MHz / Low CH / QPSK / 1#49-1#0

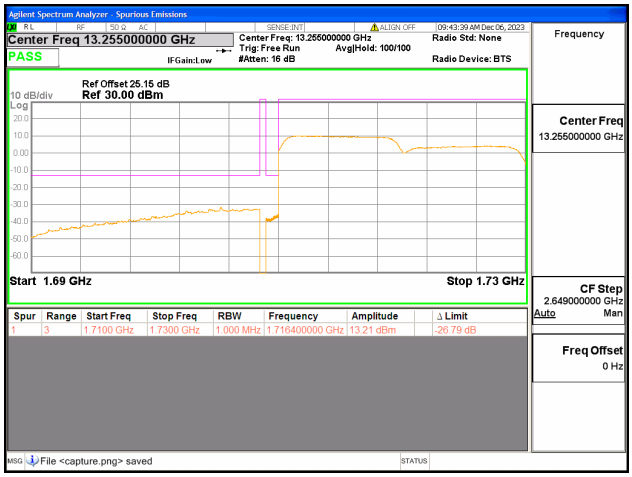

66B / 10+10MHz / Low CH / QPSK / 50#0-50#0

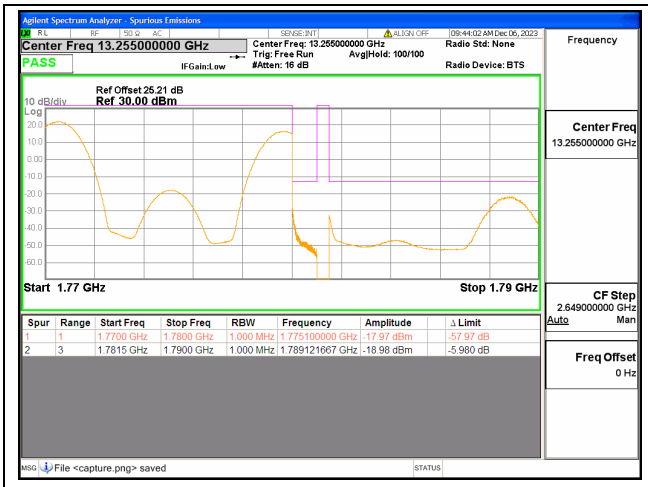

66B / 5+5MHz / High CH / QPSK / 1#0-1#24

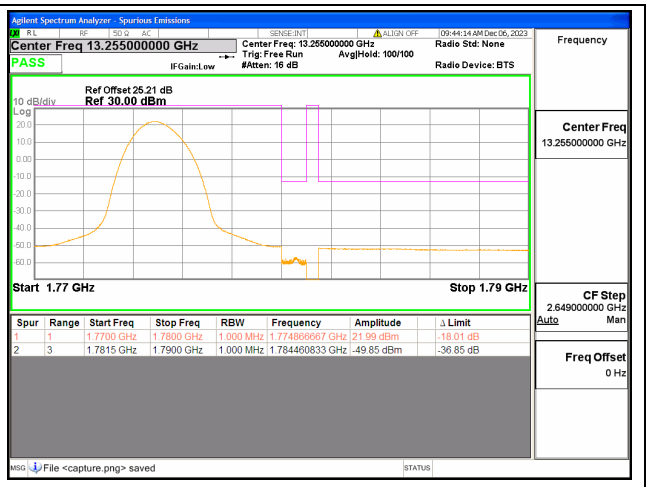

66B / 5+5MHz / High CH / QPSK / 1#24-1#0

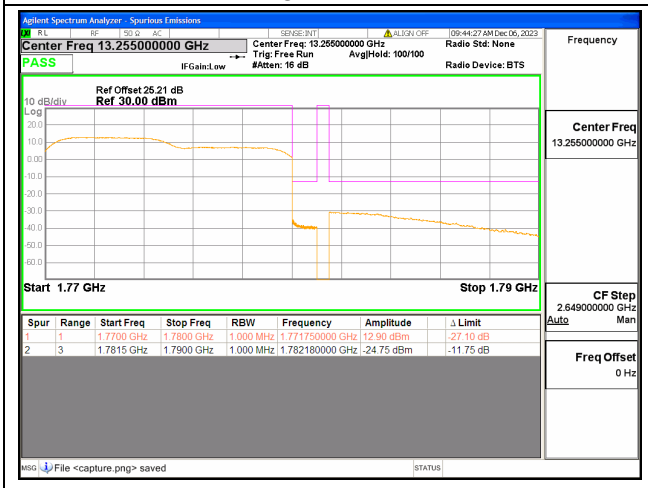

66B / 5+5MHz / High CH / QPSK / 25#0-25#0

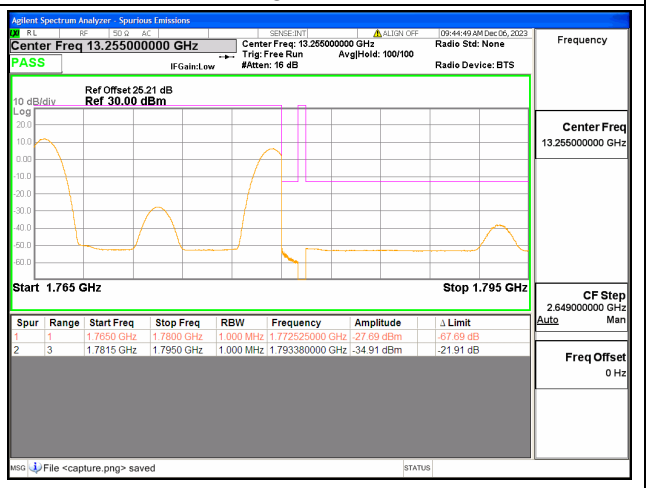

66B / 5+10MHz / High CH / QPSK / 1#0-1#49

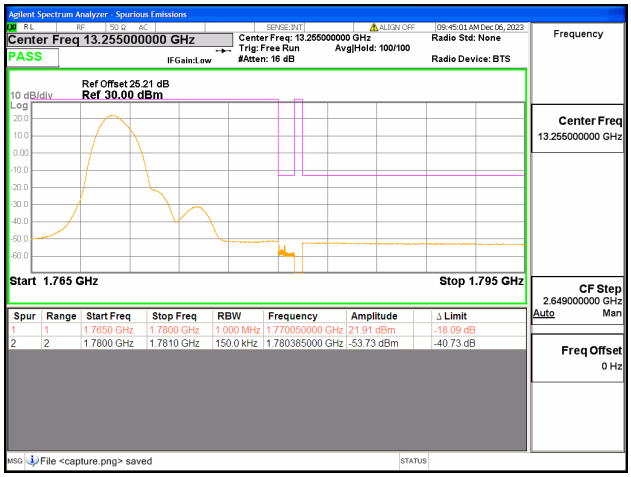

66B / 5+10MHz / High CH / QPSK / 1#24-1#0

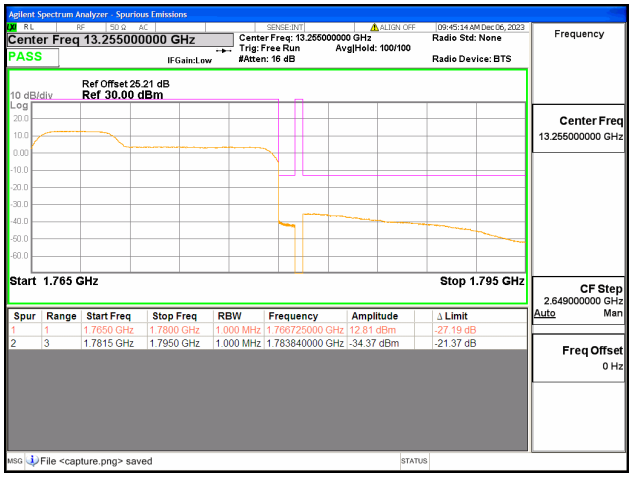

66B / 5+10MHz / High CH / QPSK / 25#0-50#0

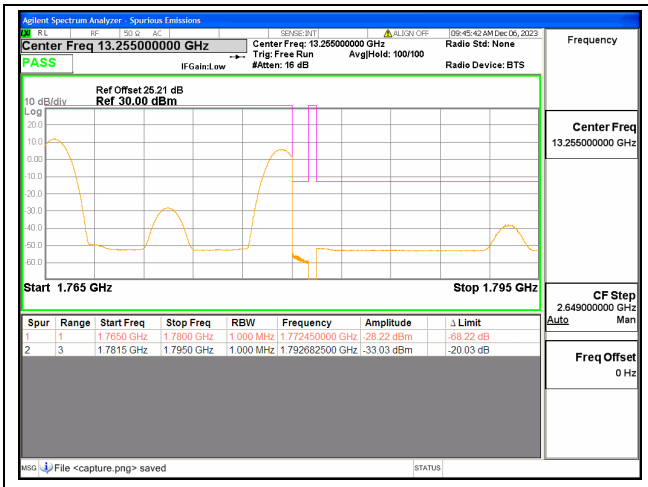

66B / 10+5MHz / High CH / QPSK / 1#0-1#24

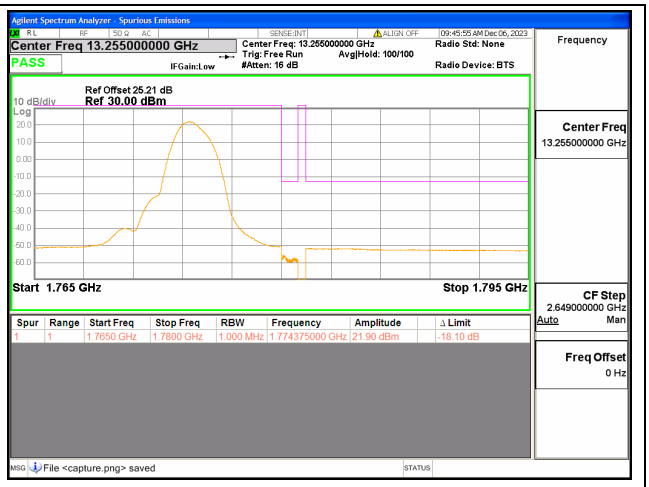

66B / 10+5MHz / High CH / QPSK / 1#49-1#0

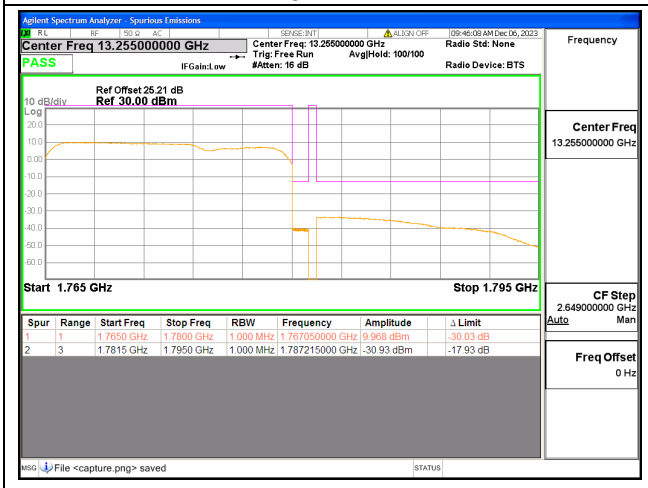

66B / 10+5MHz / High CH / QPSK / 50#0-25#0

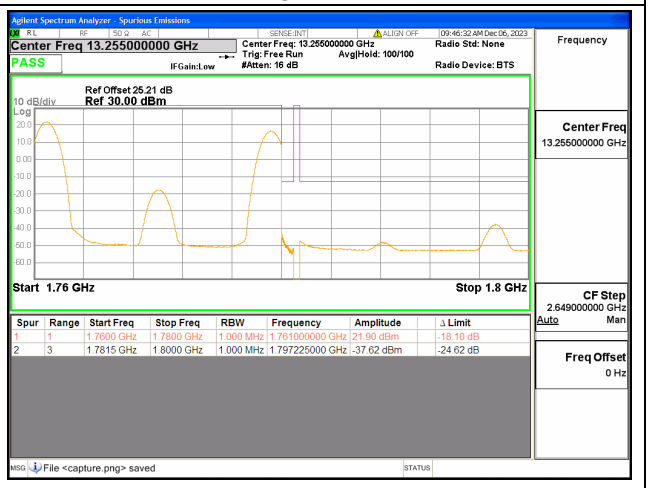

66B / 5+15MHz / High CH / QPSK / 1#0-1#74

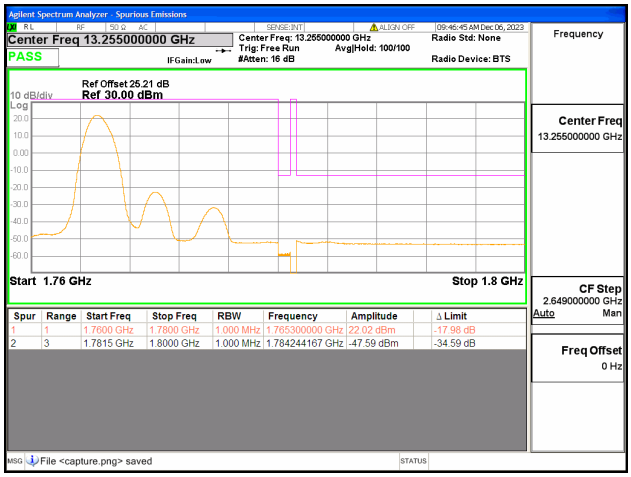

66B / 5+15MHz / High CH / QPSK / 1#24-1#0

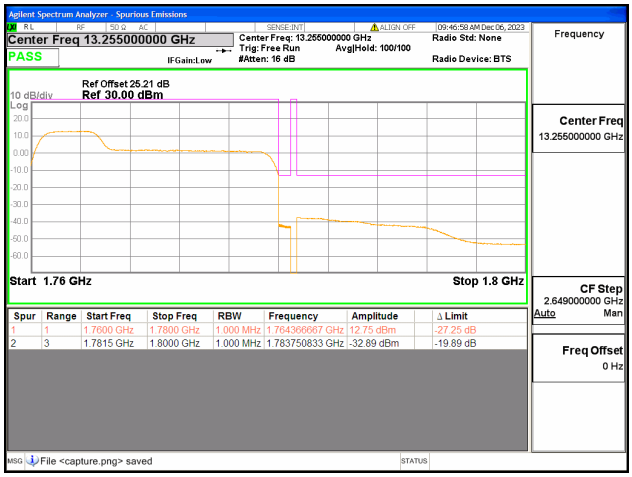

66B / 5+15MHz / High CH / QPSK / 25#0-75#0

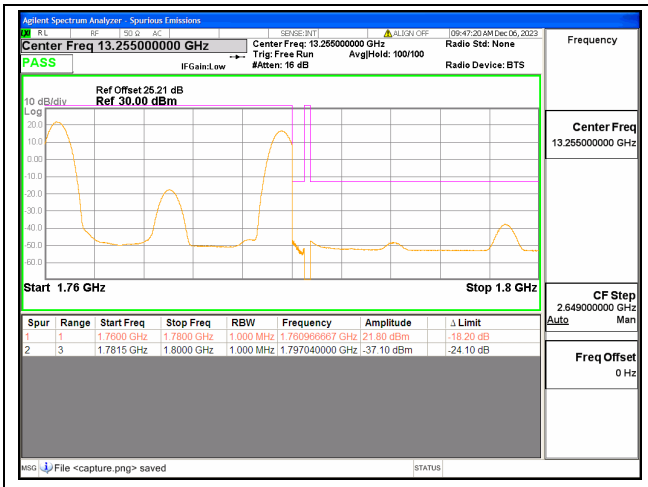

66B / 15+5MHz / High CH / QPSK / 1#0-1#24

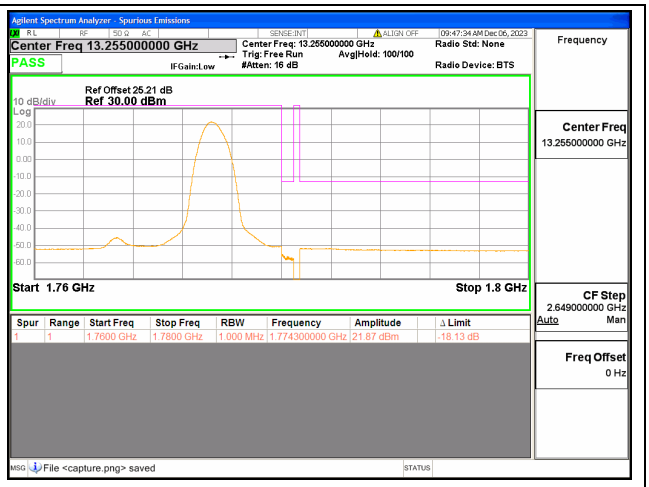

66B / 15+5MHz / High CH / QPSK / 1#74-1#0

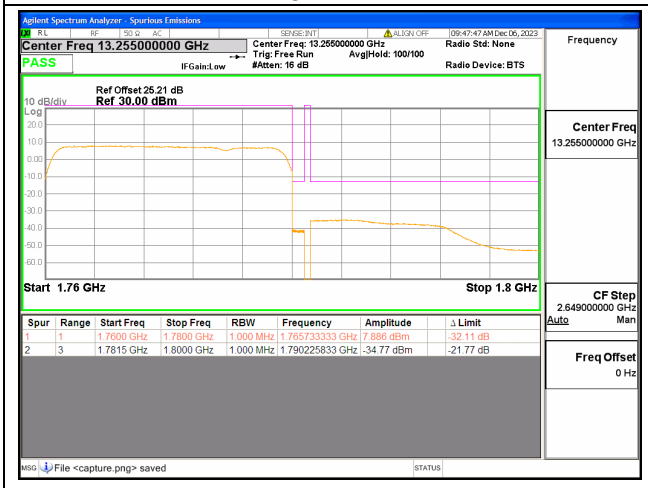

66B / 15+5MHz / High CH / QPSK / 75#0-25#0

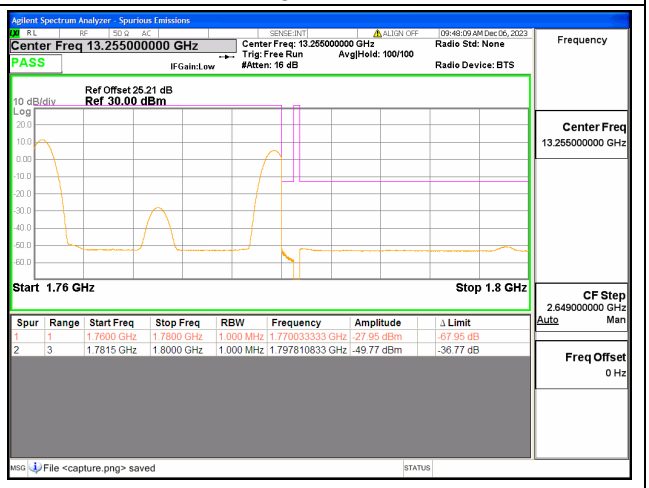

66B / 10+10MHz / High CH / QPSK / 1#0-1#49

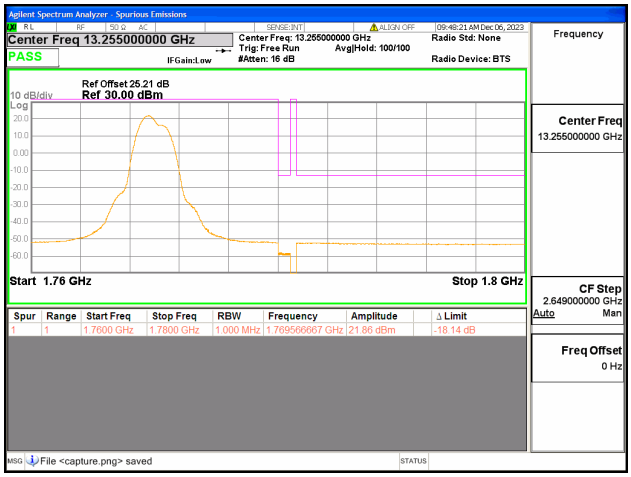

66B / 10+10MHz / High CH / QPSK / 1#49-1#0

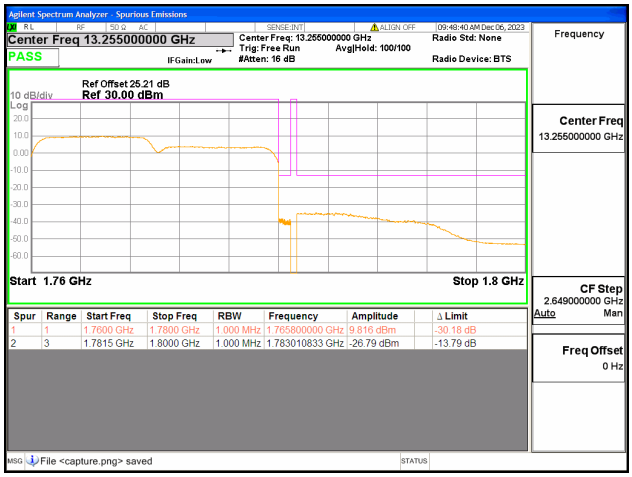

66B / 10+10MHz / High CH / QPSK / 50#0-50#0

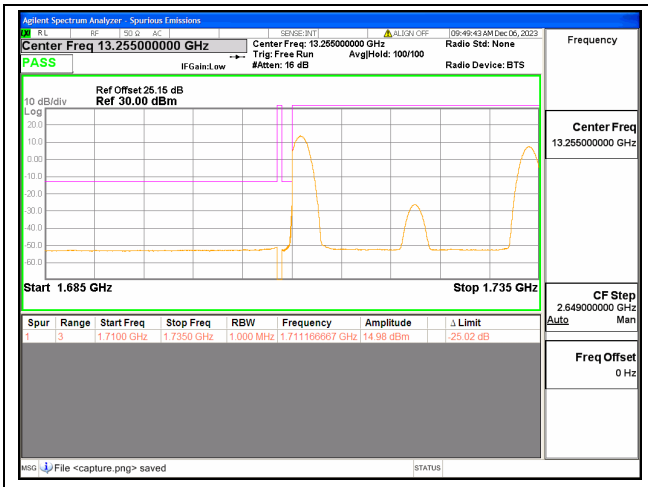

66C / 10+15MHz / Low CH / QPSK / 1#0-1#74

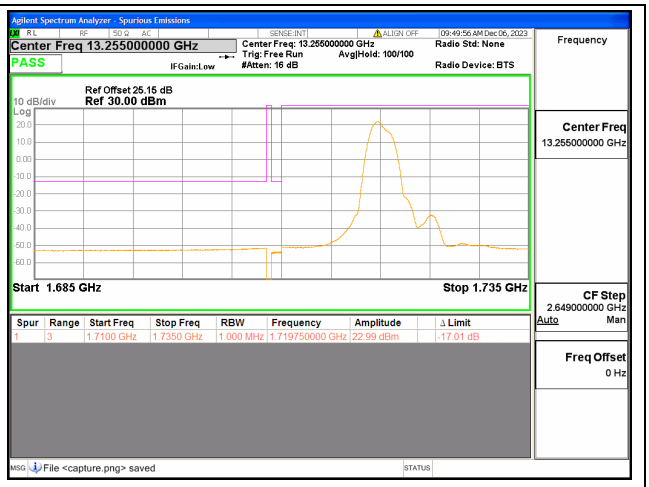

66C / 10+15MHz / Low CH / QPSK / 1#49-1#0

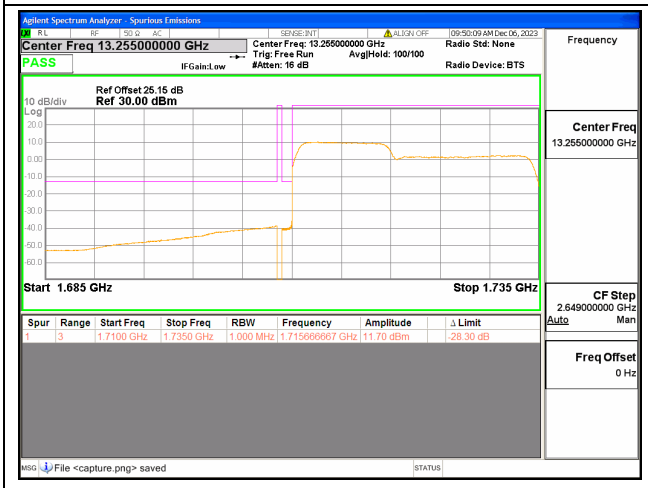

66C / 10+15MHz / Low CH / QPSK / 50#0-75#0

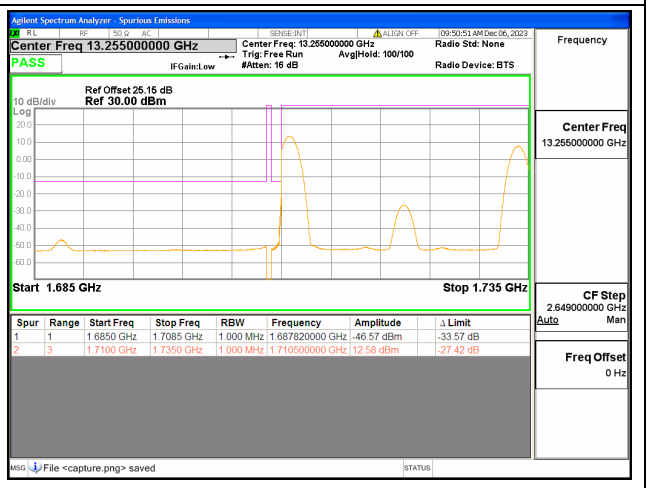

66C / 15+10MHz / Low CH / QPSK / 1#0-1#49

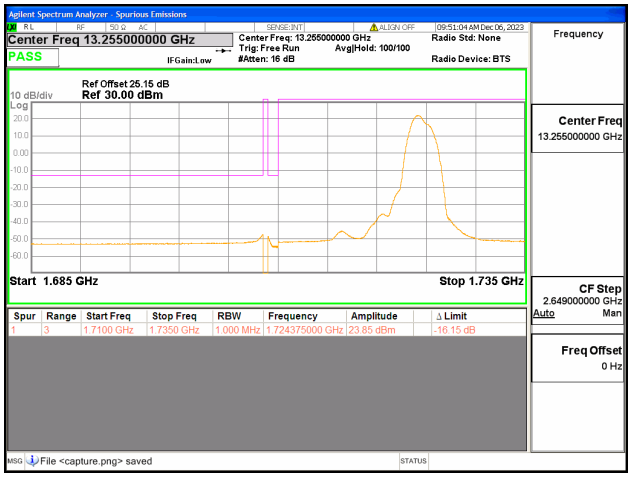

66C / 15+10MHz / Low CH / QPSK / 1#74-1#0

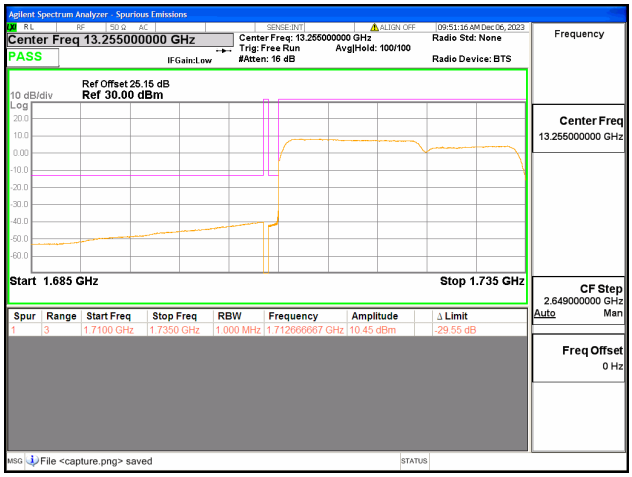

66C / 15+10MHz / Low CH / QPSK / 75#0-50#0

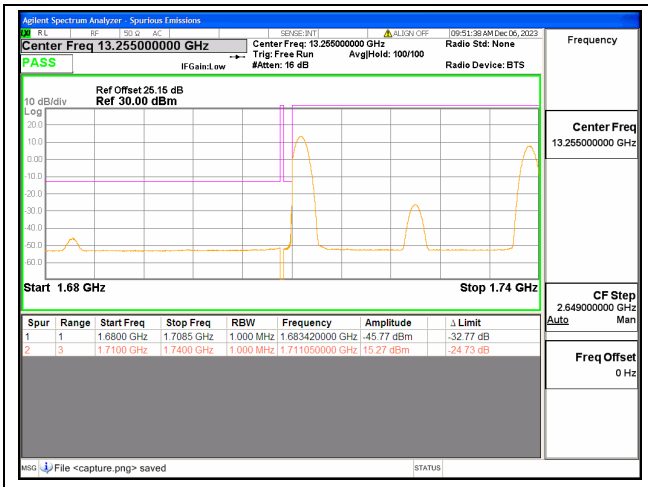

66C / 10+20MHz / Low CH / QPSK / 1#0-1#99

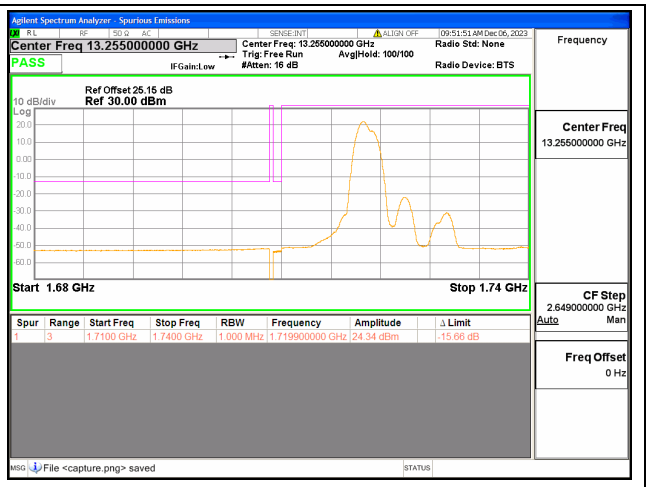

66C / 10+20MHz / Low CH / QPSK / 1#49-1#0

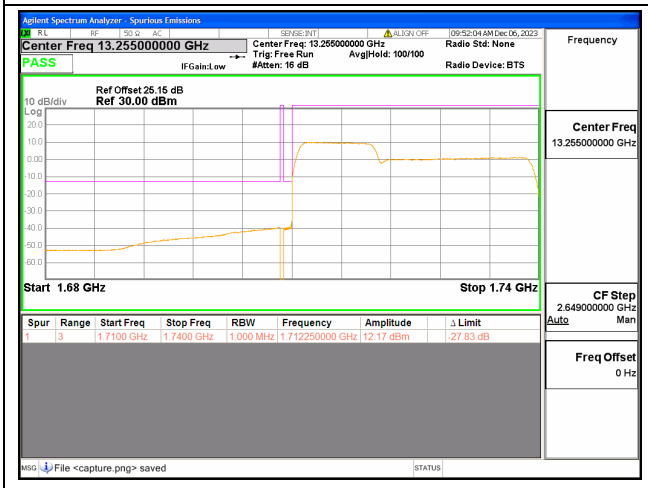

66C / 10+20MHz / Low CH / QPSK / 50#0-100#0

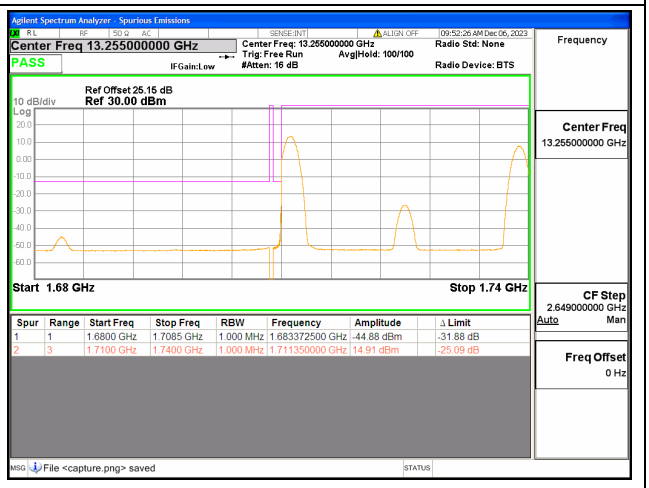

66C / 20+10MHz / Low CH / QPSK / 1#0-1#49

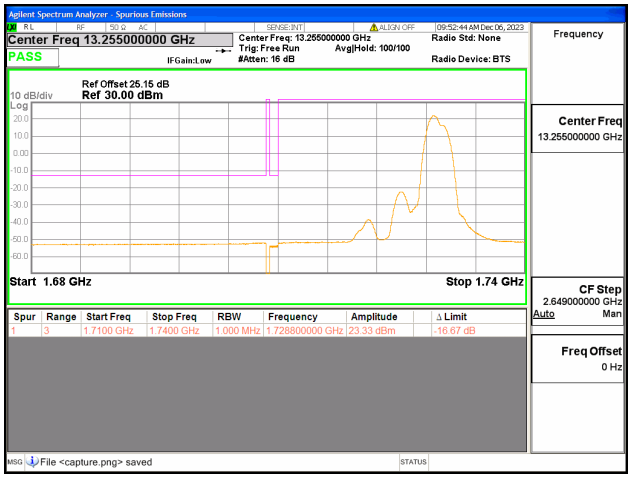

66C / 20+10MHz / Low CH / QPSK / 1#99-1#0

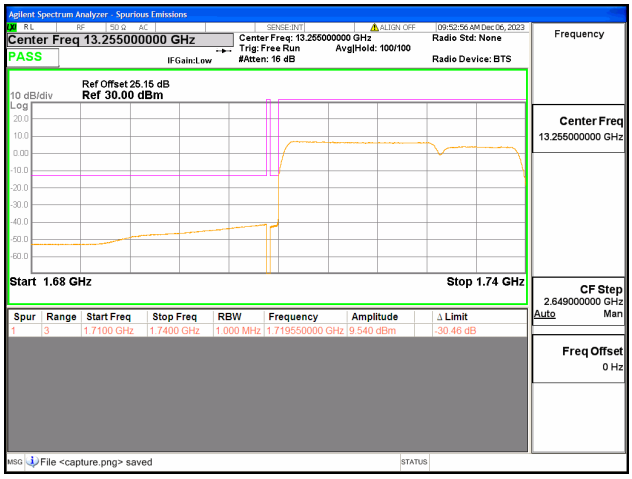

66C / 20+10MHz / Low CH / QPSK / 100#0-50#0

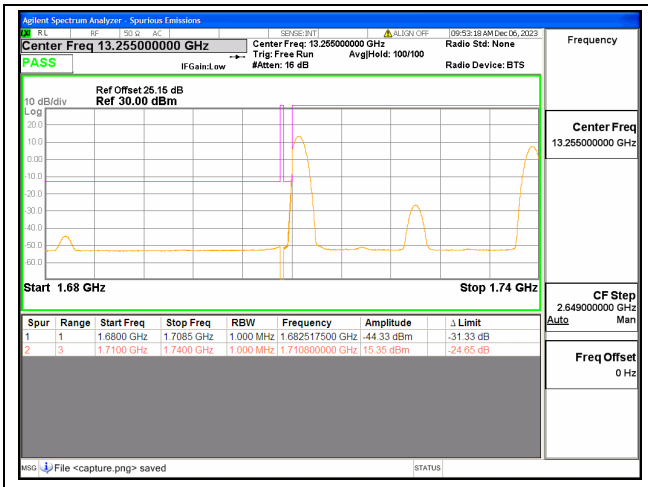

66C / 15+15MHz / Low CH / QPSK / 1#0-1#74

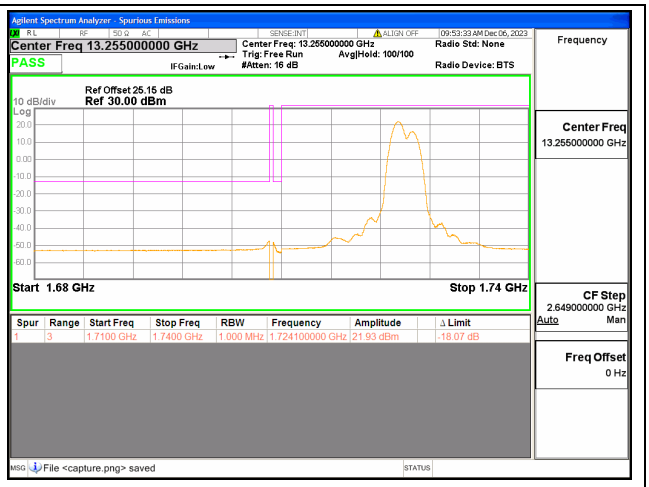

66C / 15+15MHz / Low CH / QPSK / 1#74-1#0

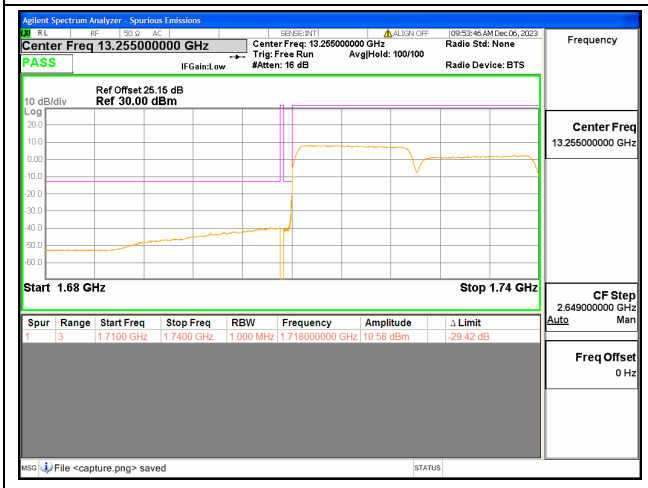

66C / 15+15MHz / Low CH / QPSK / 75#0-75#0

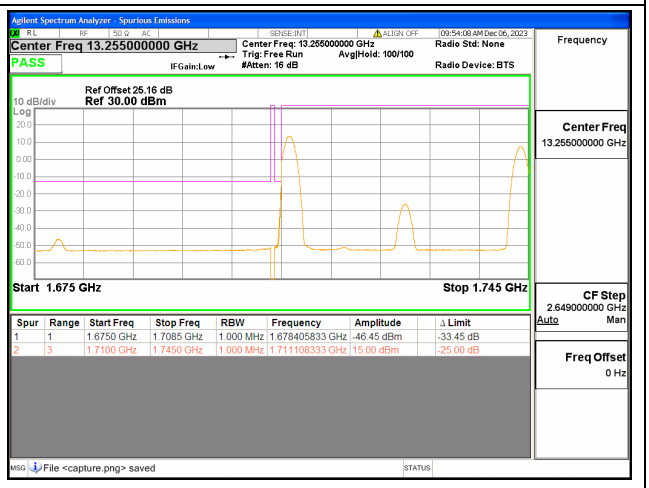

66C / 15+20MHz / Low CH / QPSK / 1#0-1#99

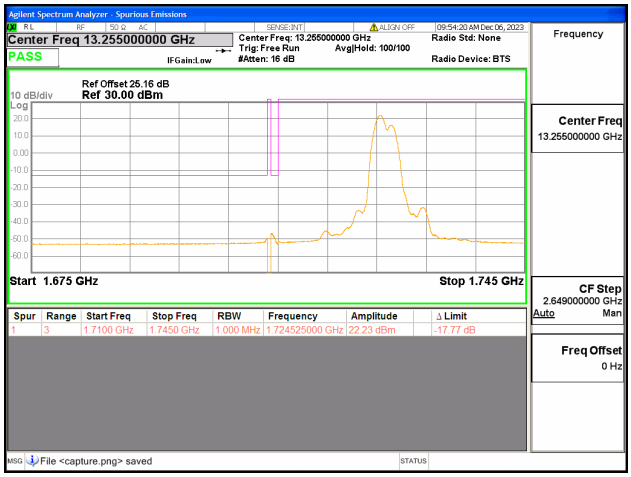

66C / 15+20MHz / Low CH / QPSK / 1#74-1#0

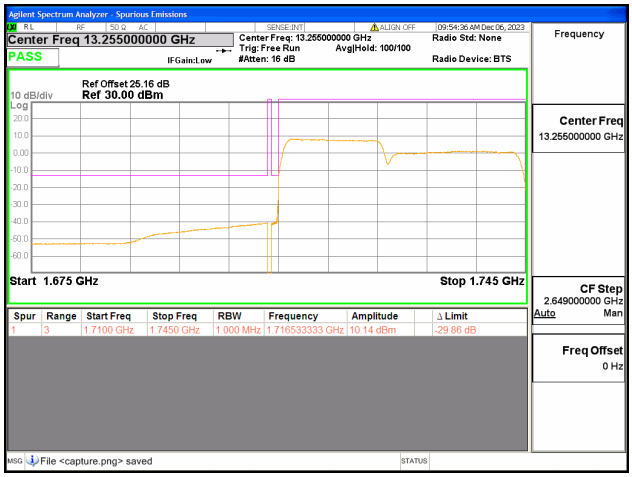

66C / 15+20MHz / Low CH / QPSK / 75#0-100#0

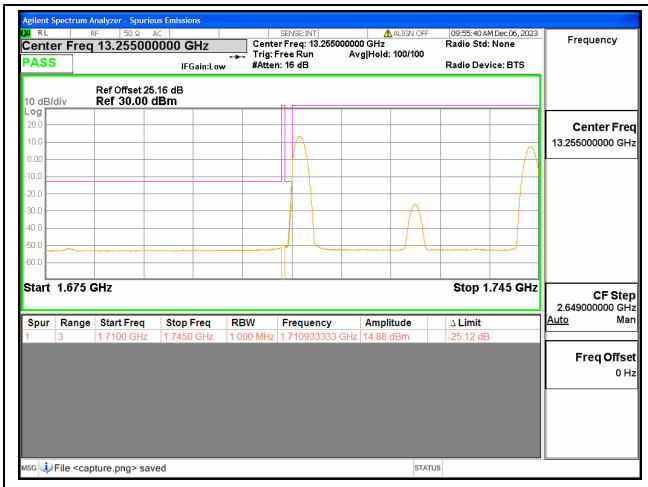

66C / 20+15MHz / Low CH / QPSK / 1#0-1#74

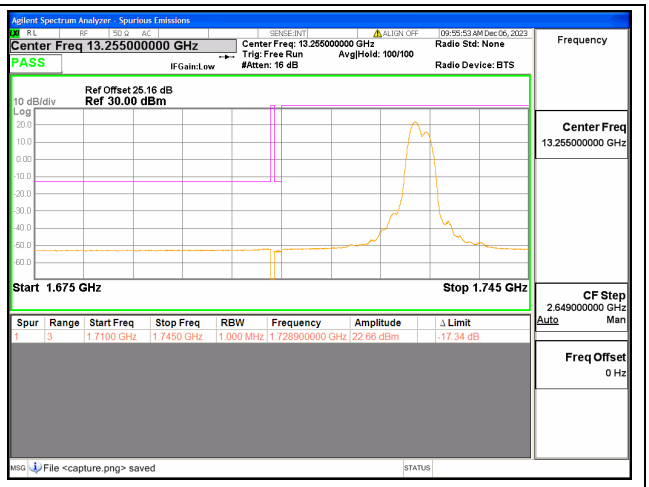

66C / 20+15MHz / Low CH / QPSK / 1#99-1#0

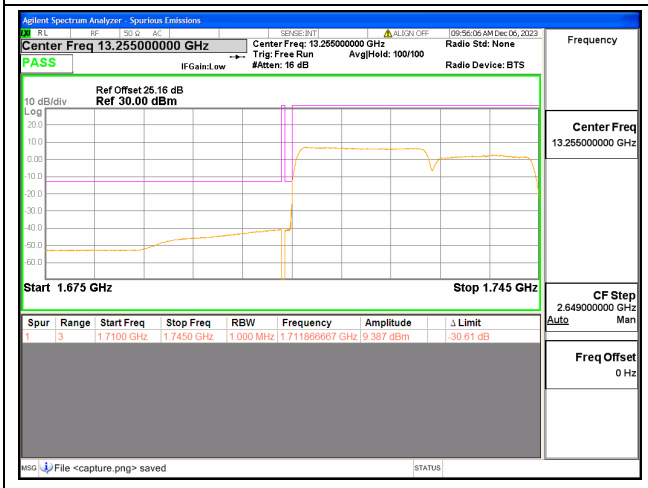

66C / 20+15MHz / Low CH / QPSK / 100#0-75#0

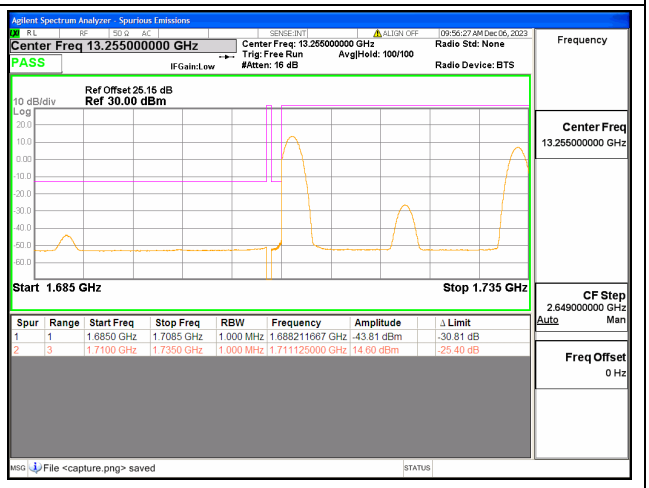

66C / 20+5MHz / Low CH / QPSK / 1#0-1#24

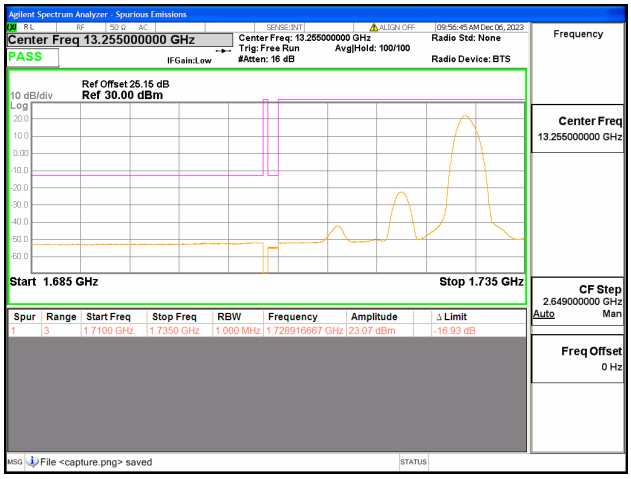

66C / 20+5MHz / Low CH / QPSK / 1#99-1#0

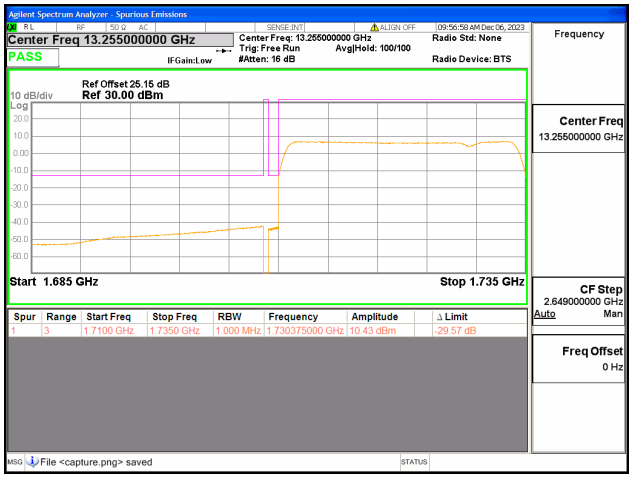

66C / 20+5MHz / Low CH / QPSK / 100#0-25#0

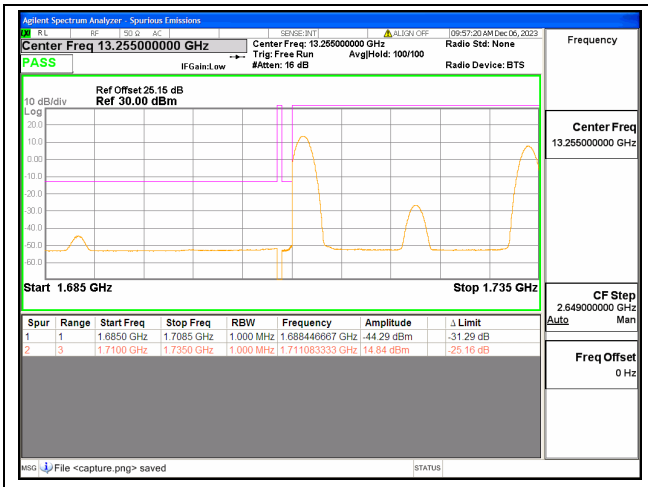

66C / 5+20MHz / Low CH / QPSK / 1#0-1#99

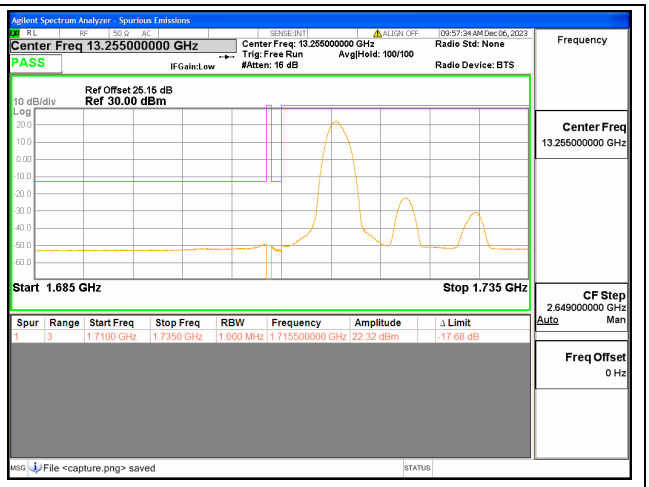

66C / 5+20MHz / Low CH / QPSK / 1#24-1#0

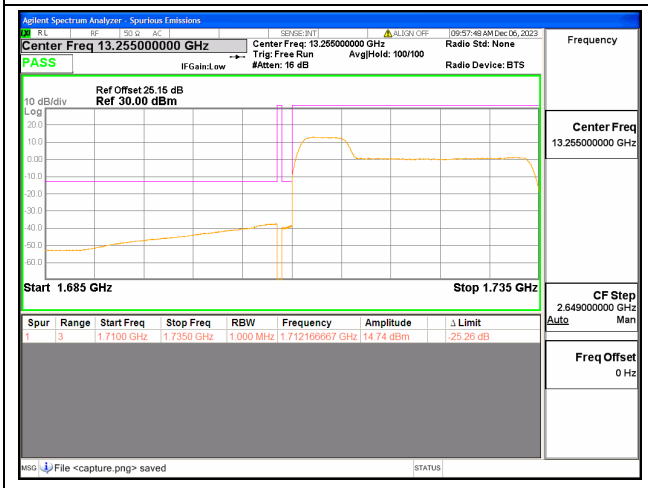

66C / 5+20MHz / Low CH / QPSK / 25#0-100#0

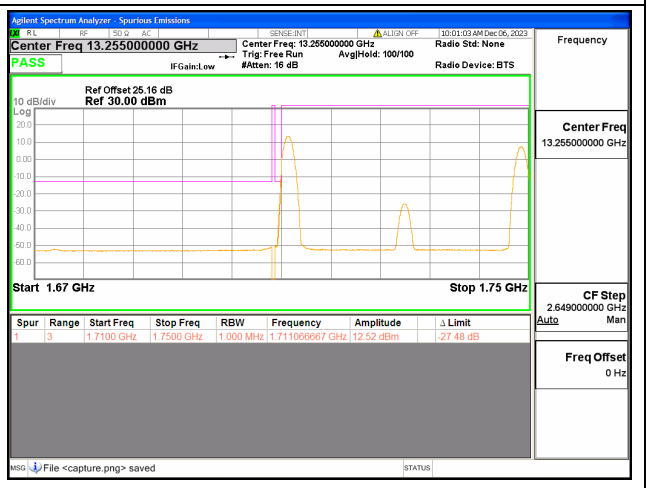

66C / 20+20MHz / Low CH / QPSK / 1#0-1#99

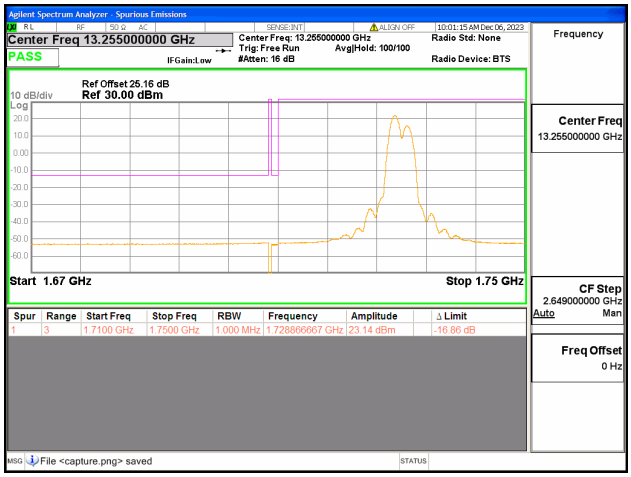

66C / 20+20MHz / Low CH / QPSK / 1#99-1#0

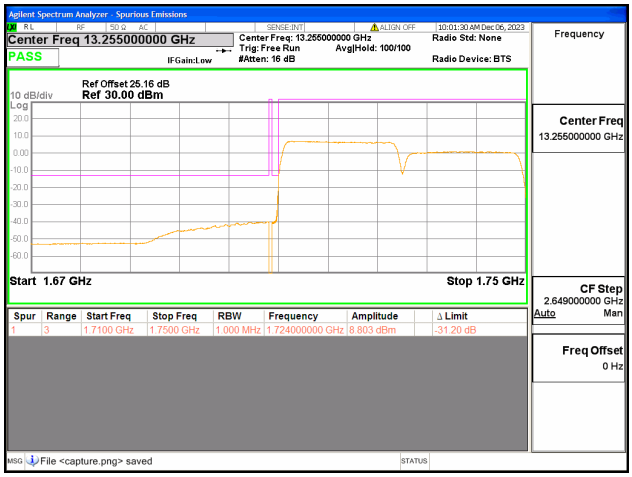

66C / 20+20MHz / Low CH / QPSK / 100#0-100#0

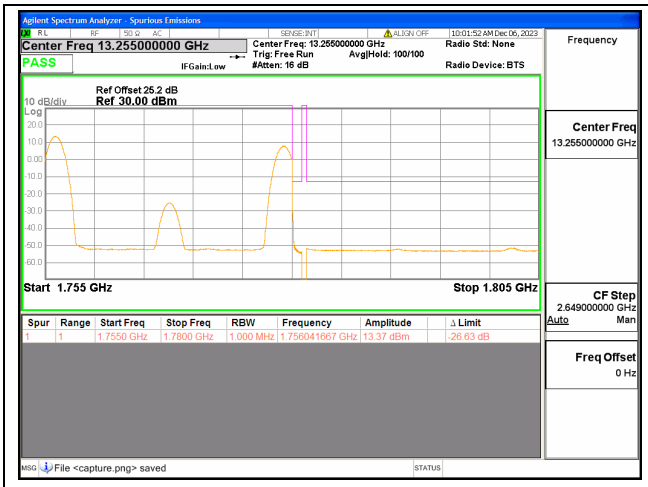

66C / 10+15MHz / High CH / QPSK / 1#0-1#74

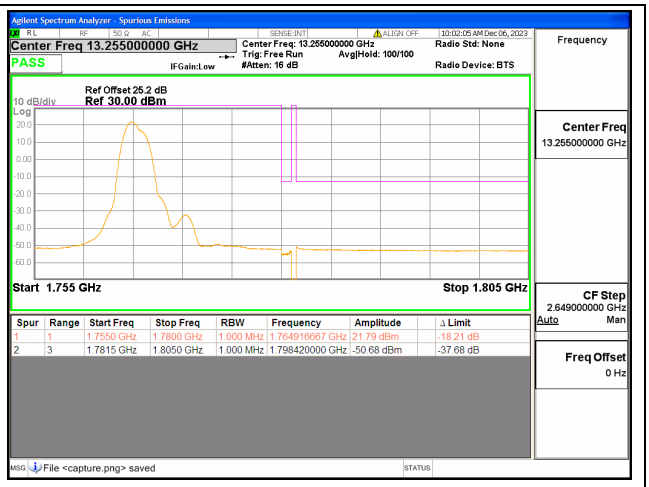

66C / 10+15MHz / High CH / QPSK / 1#49-1#0

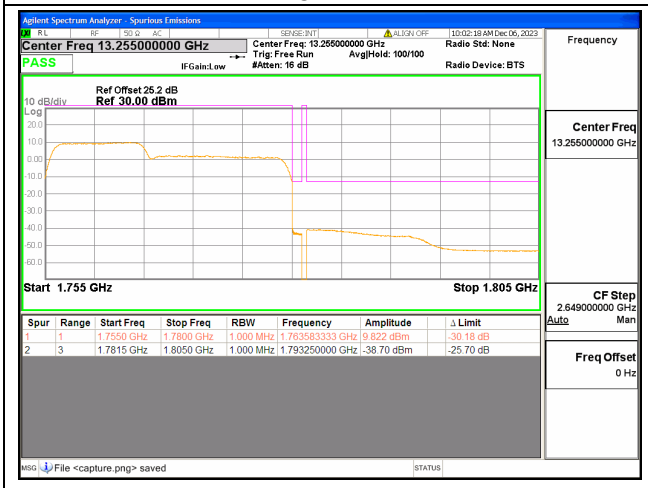

66C / 10+15MHz / High CH / QPSK / 50#0-75#0

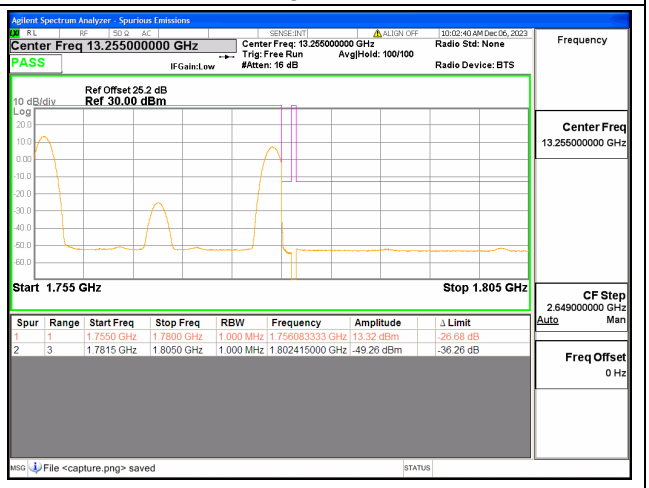

66C / 15+10MHz / High CH / QPSK / 1#0-1#49

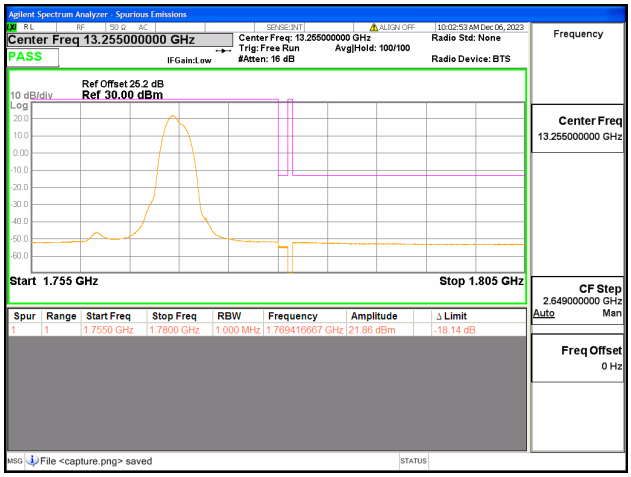

66C / 15+10MHz / High CH / QPSK / 1#74-1#0

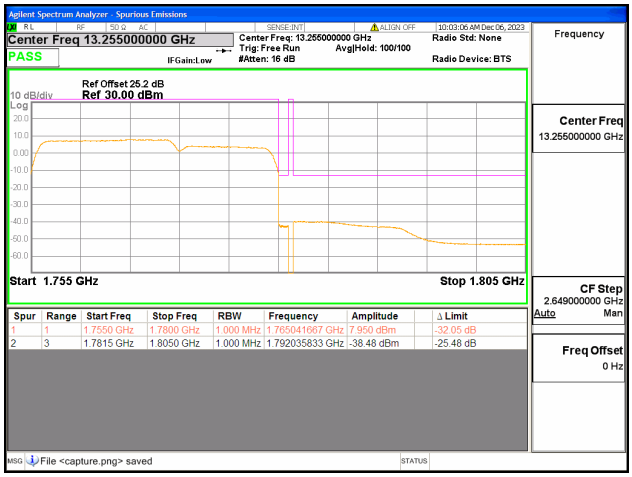

66C / 15+10MHz / High CH / QPSK / 75#0-50#0

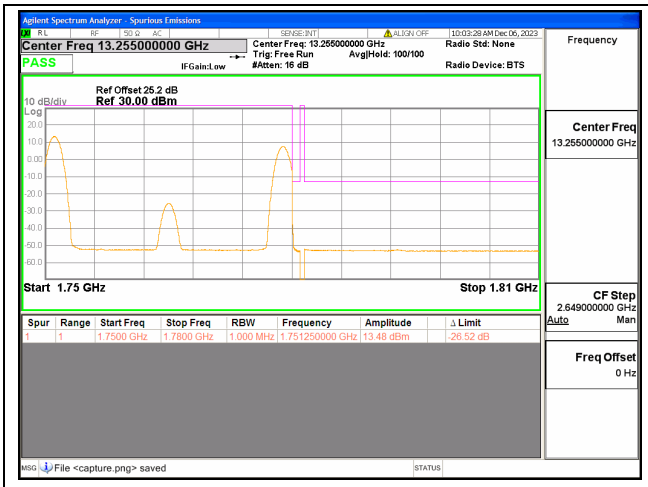

66C / 10+20MHz / High CH / QPSK / 1#0-1#99

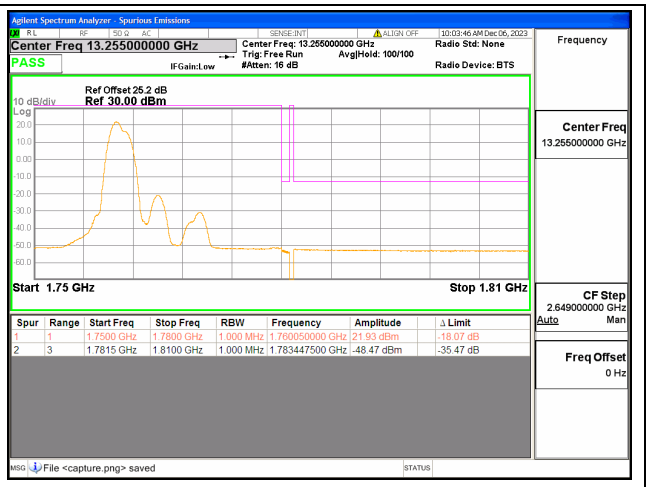

66C / 10+20MHz / High CH / QPSK / 1#49-1#0

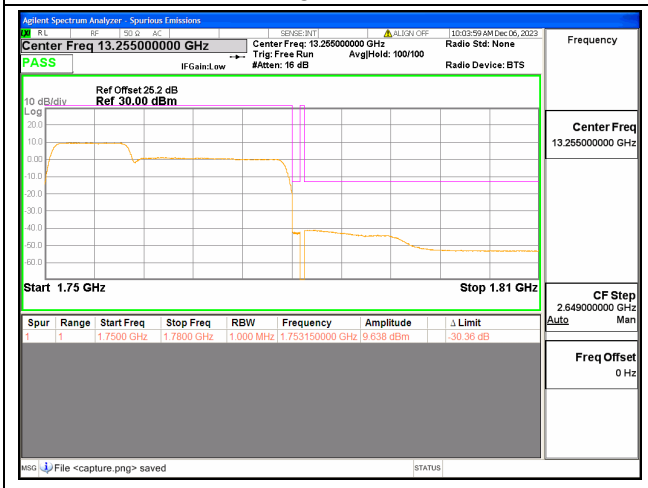

66C / 10+20MHz / High CH / QPSK / 50#0-100#0

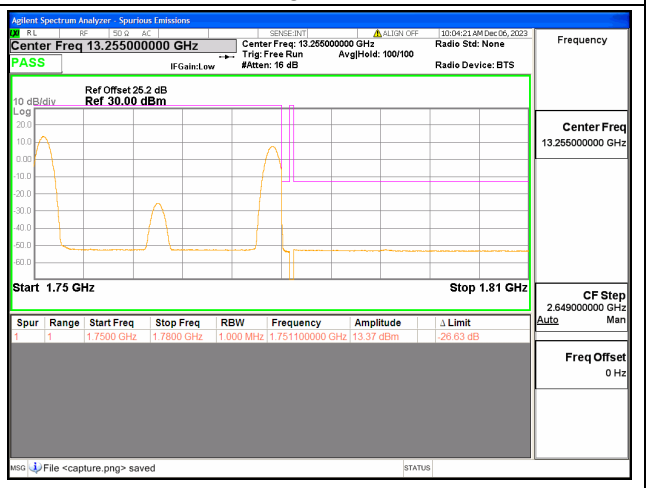

66C / 20+10MHz / High CH / QPSK / 1#0-1#49

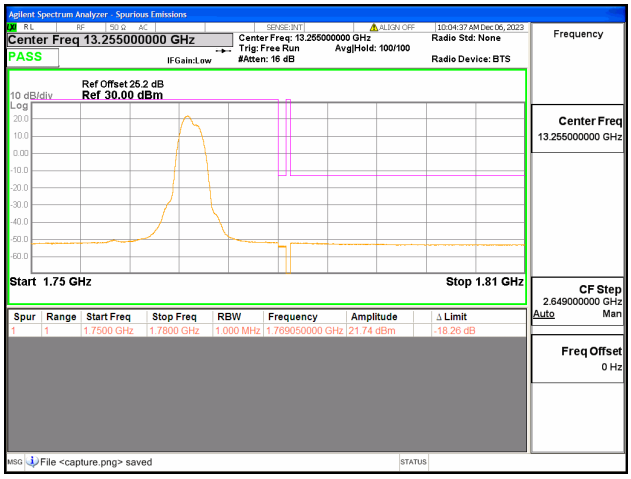

66C / 20+10MHz / High CH / QPSK / 1#99-1#0

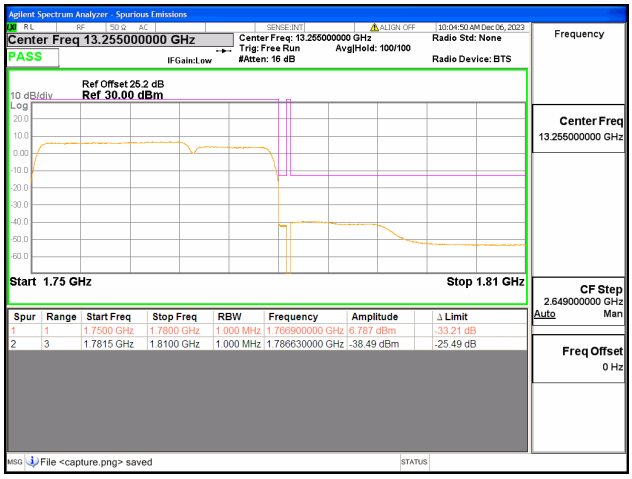

66C / 20+10MHz / High CH / QPSK / 100#0-50#0

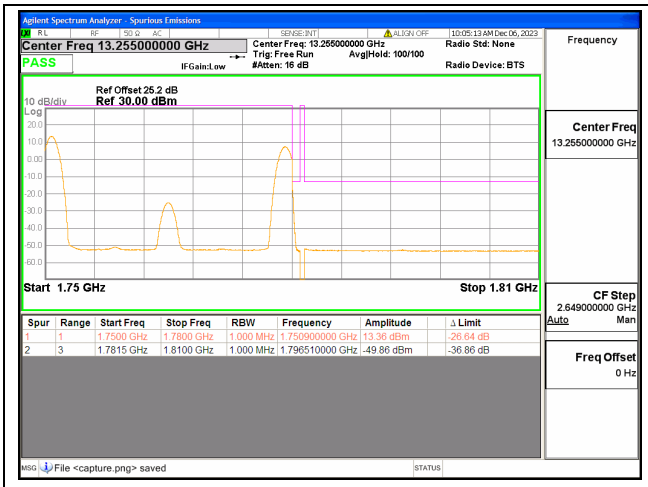

66C / 15+15MHz / High CH / QPSK / 1#0-1#74

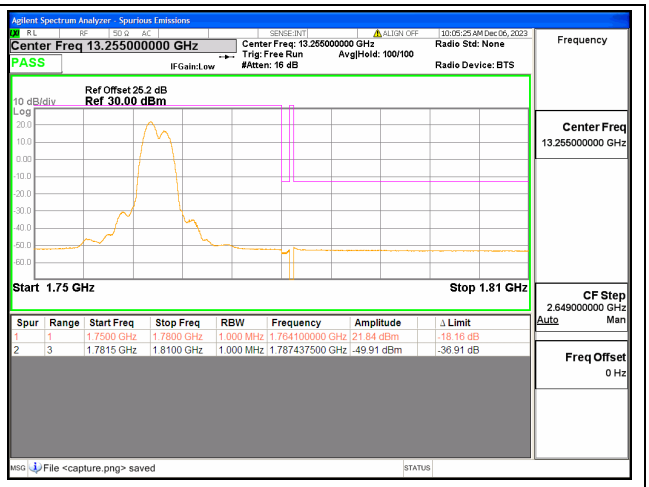

66C / 15+15MHz / High CH / QPSK / 1#74-1#0

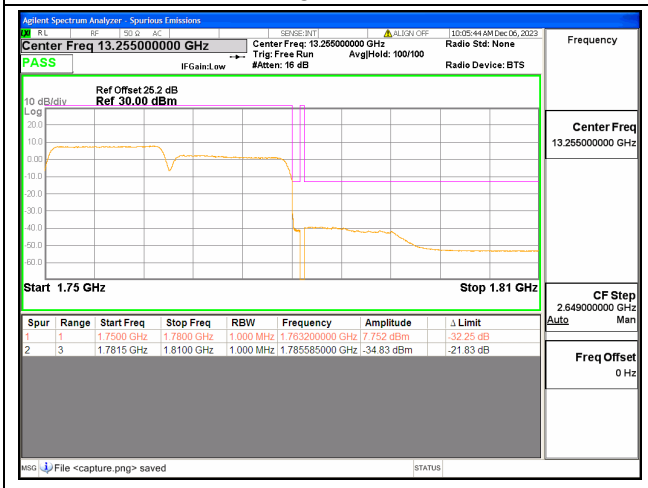

66C / 15+15MHz / High CH / QPSK / 75#0-75#0

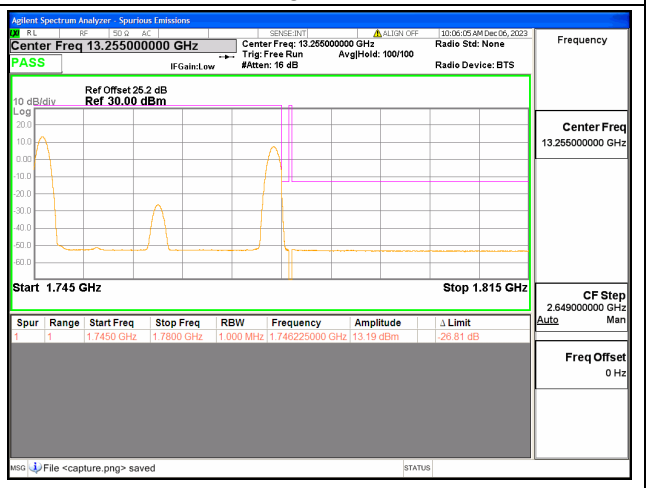

66C / 15+20MHz / High CH / QPSK / 1#0-1#99

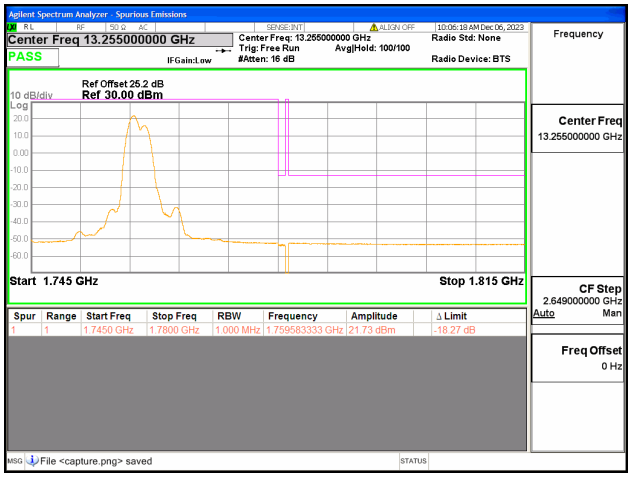

66C / 15+20MHz / High CH / QPSK / 1#74-1#0

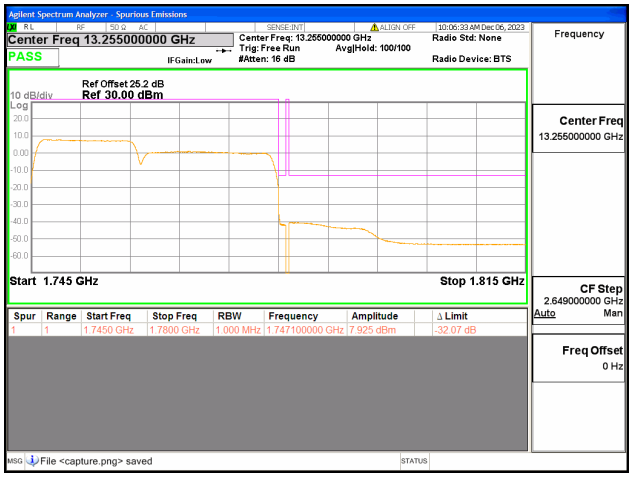

66C / 15+20MHz / High CH / QPSK / 75#0-100#0

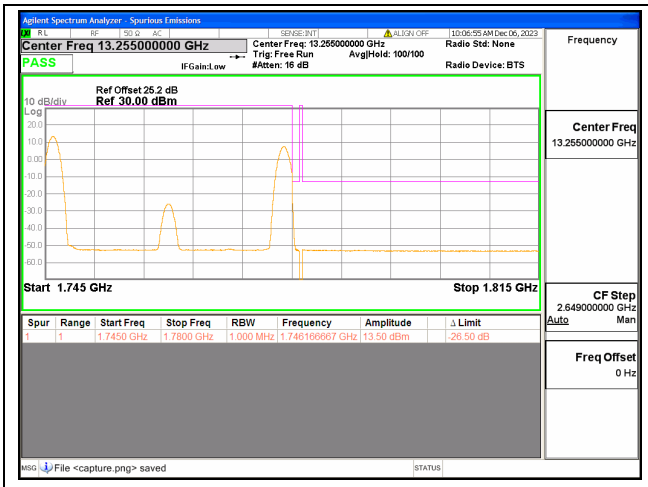

66C / 20+15MHz / High CH / QPSK / 1#0-1#74

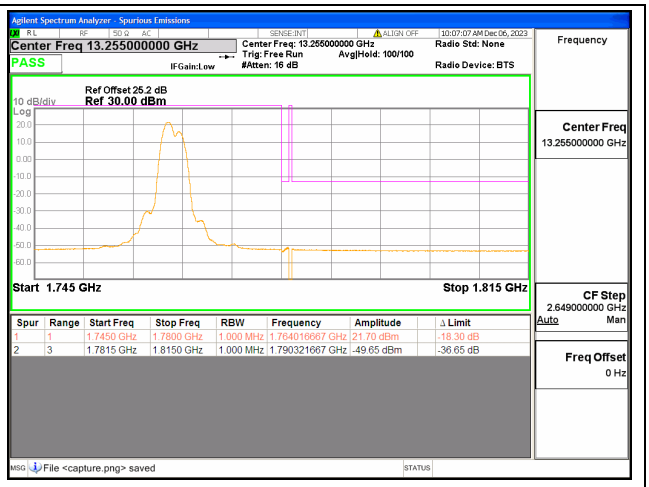

66C / 20+15MHz / High CH / QPSK / 1#99-1#0

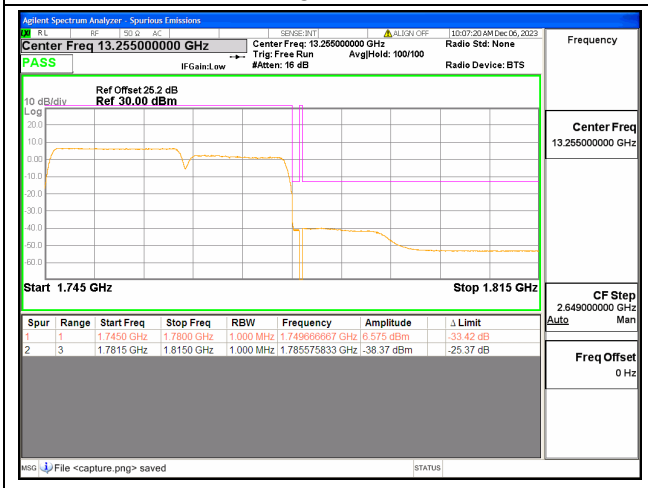

66C / 20+15MHz / High CH / QPSK / 100#0-75#0

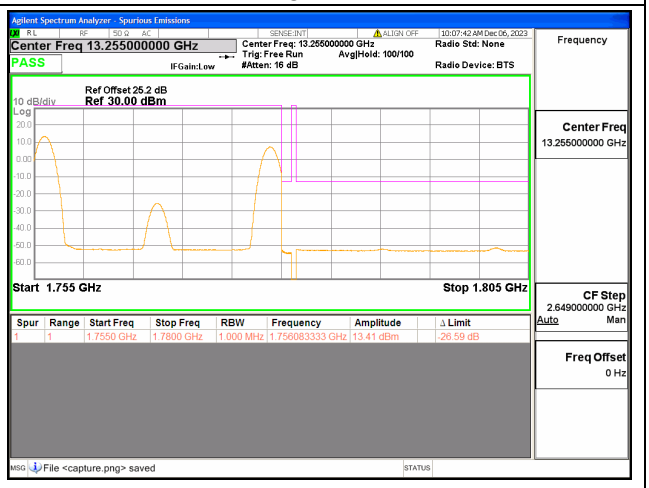

66C / 20+5MHz / High CH / QPSK / 1#0-1#24

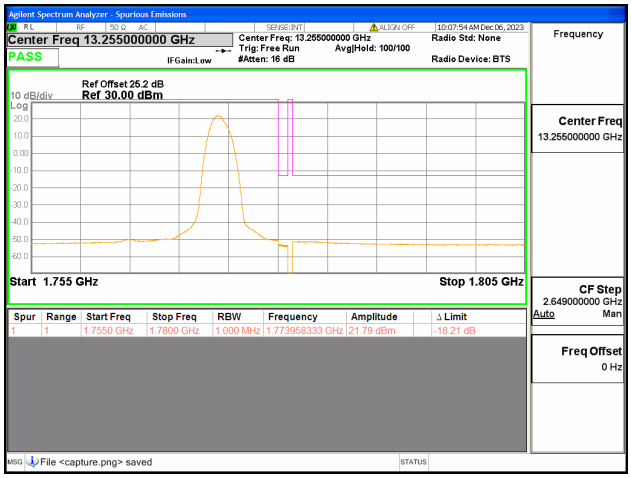

66C / 20+5MHz / High CH / QPSK / 1#99-1#0

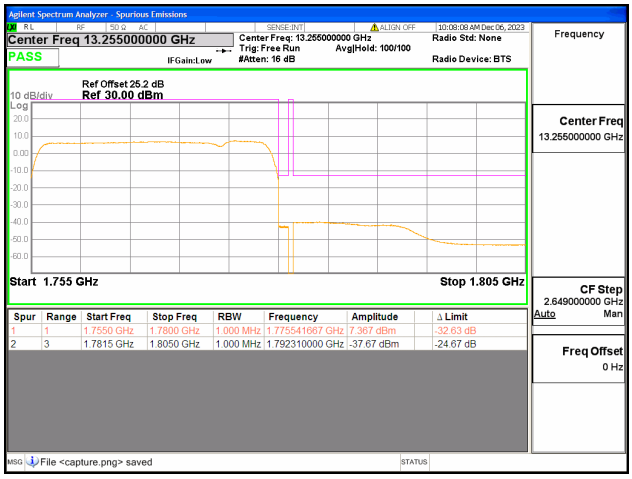

66C / 20+5MHz / High CH / QPSK / 100#0-25#0

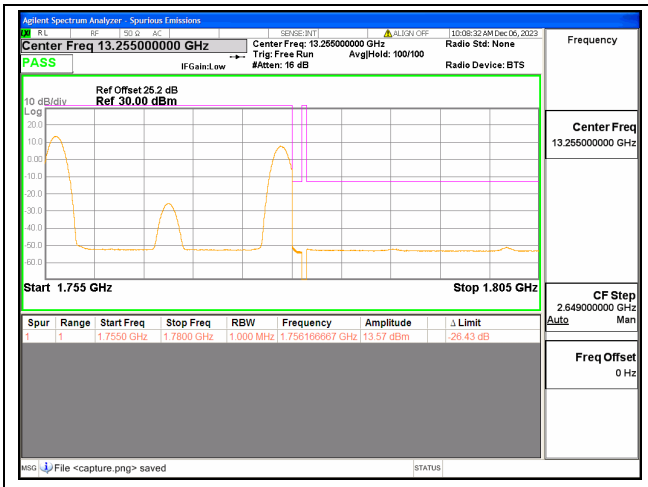

66C / 5+20MHz / High CH / QPSK / 1#0-1#99

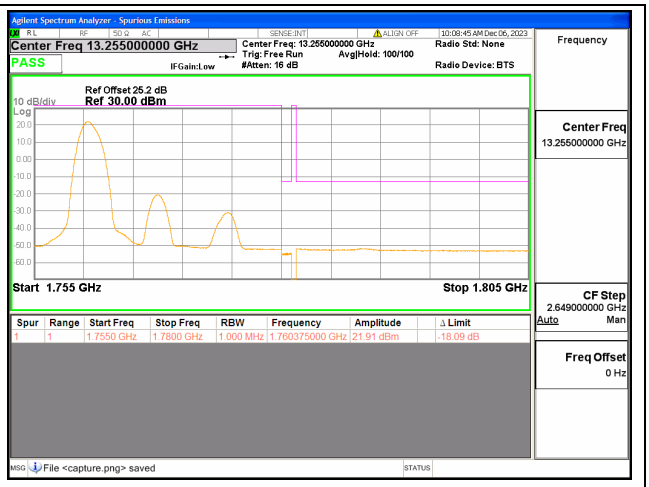

66C / 5+20MHz / High CH / QPSK / 1#24-1#0

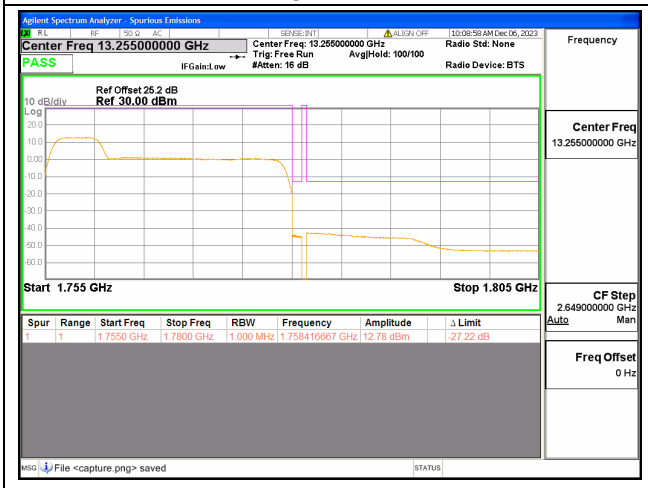

66C / 5+20MHz / High CH / QPSK / 25#0-100#0

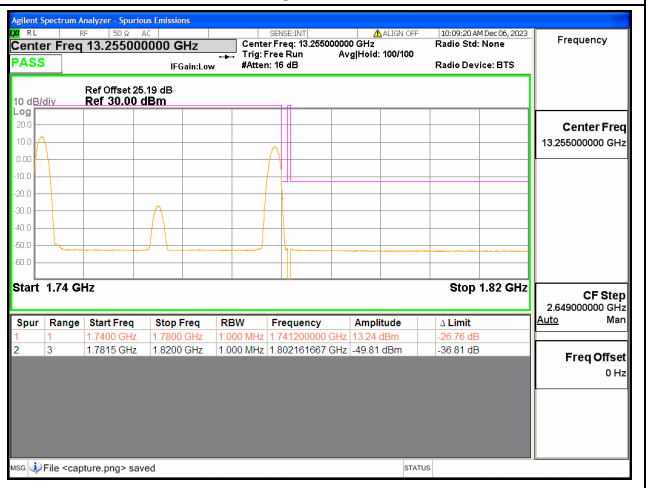

66C / 20+20MHz / High CH / QPSK / 1#0-1#99

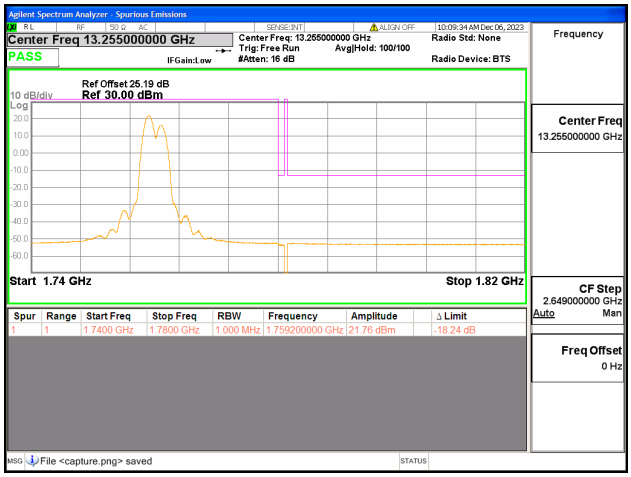

66C / 20+20MHz / High CH / QPSK / 1#99-1#0

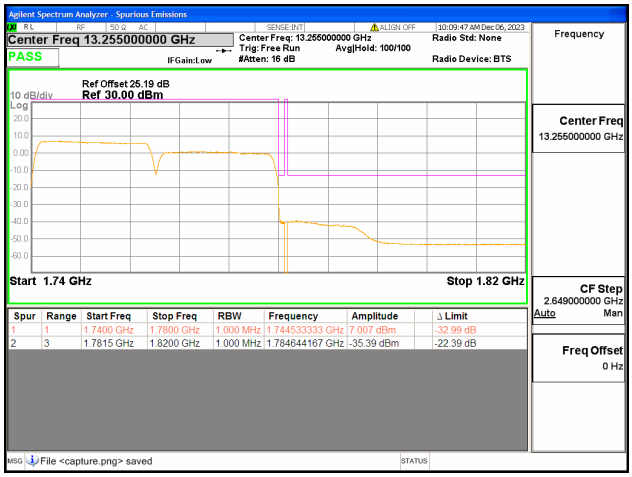

66C / 20+20MHz / High CH / QPSK / 100#0-100#0

2.6. Radiated Spurious Emissions

2.6.1. Requirement

According to FCC section 2.1051, the power of any emission outside of the authorized operating frequency ranges must be attenuated below the transmitting power (P) by a factor of at least 43+10*log(P)dB. This calculated to be -13dBm.

Additional requirement for LTE Band 2:
The power of any emission outside of the authorized operating frequency ranges must be attenuated below the transmitting power (P) by a factor of at least 43 + 10 log(P) dB. This calculated to be -13dBm.

Additional requirement for LTE Band 4/66:
The power of any emission outside a licensee's frequency block shall be attenuated below the transmitter power (P) in watts by at least 43 + 10 log10 (P) dB. This calculated to be -13dBm.

Additional requirement for LTE Band 5:
The power of any emission outside of the authorized operating frequency ranges must be attenuated below the transmitting power (P) by a factor of at least 43 + 10 log(P) dB. This calculated to be -13dBm.

Additional requirement for LTE Band 7/41:
The power of any emission outside of the authorized operating frequency ranges must be attenuated below the transmitting power (P) by a factor of at least 55 + 10 log(P) dB. This calculated to be -25dBm.

Additional requirement for LTE Band 12:
For operations in the 600 MHz band and the 698–746 MHz band, the power of any emission outside a licensee's frequency band(s) of operation shall be attenuated below the transmitter power (P) within the licensed band(s) of operation, measured in watts, by at least 43 + 10 log (P) dB. This calculated to be -13dBm.

Additional requirement for LTE Band 13
According to FCC section 27.53(c)(2), any frequency outside the 776-788 MHz band, the power of any emission shall be attenuated outside the band below the transmitter power (P) by at least 43 + 10 log (P) dB in a 100kHz bandwidth. However, in the 100 kHz bands immediately outside and adjacent to the frequency block, a resolution bandwidth of at least 30 kHz may be employed. This calculated to be -13dBm.

Additional requirement for LTE Band 48:
According to FCC section 96.41(e), the conducted power of emissions below 3530 MHz or above 3720 MHz shall not exceed −40dBm/MHz.

2.6.2. Test Description

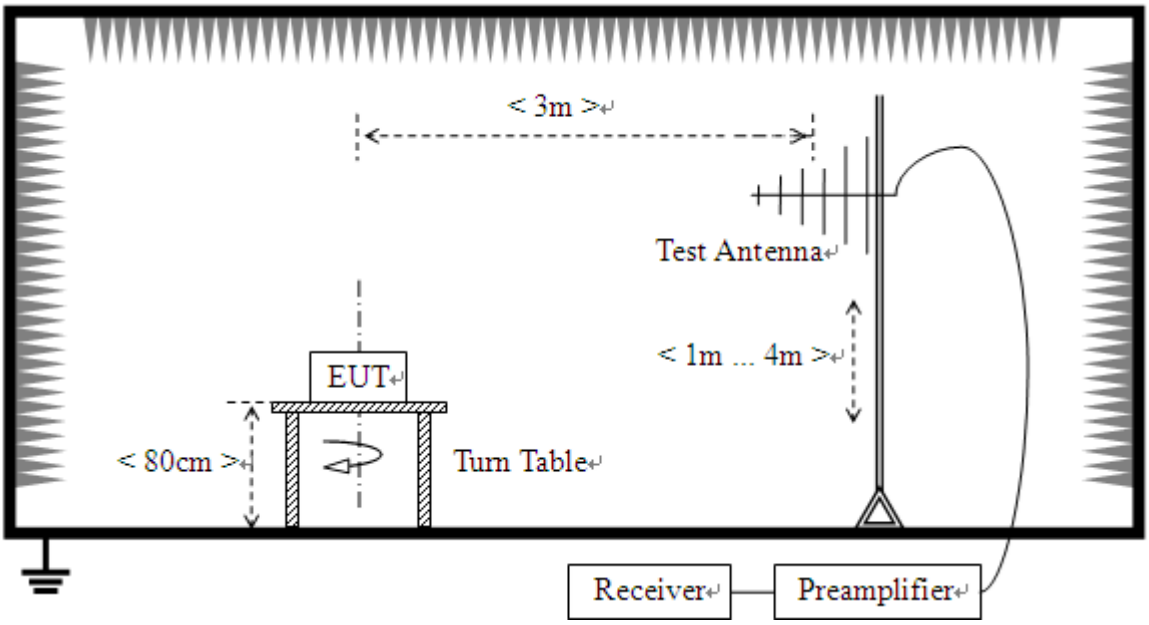

(For the test frequency from 30MHz to1GHz)

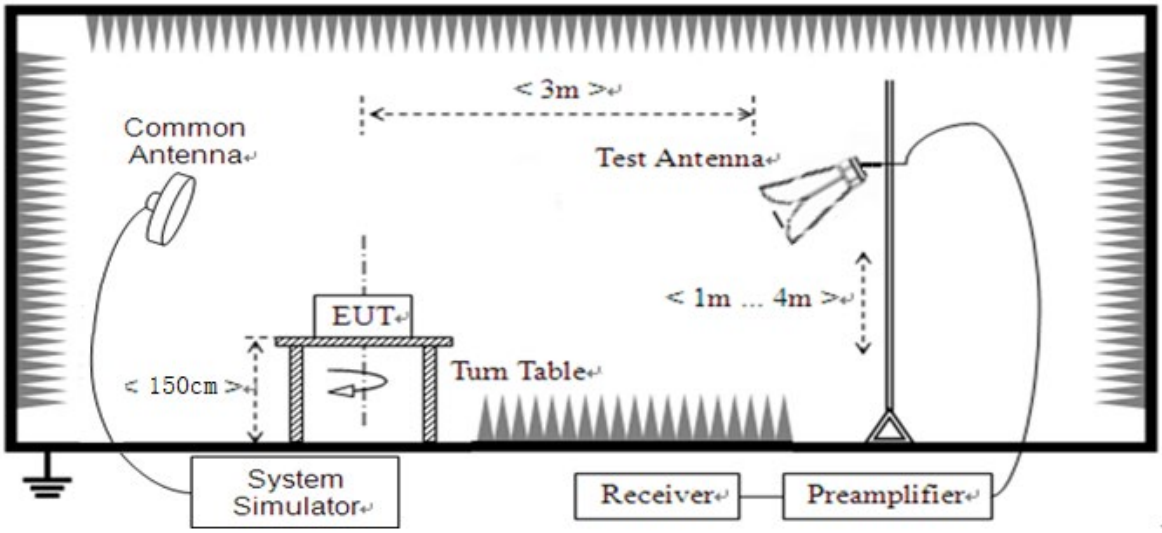

(For the test frequency above 1GHz)

The EUT is located in a 3m Full-Anechoic Chamber, the cable loss, air loss and so on of the site as factors are pre-calibrated using the "Substitution" method, and calculated to correct the reading.
A call is established between the EUT and the SS via a Common Antenna. The EUT is commanded by the SS to operate at the maximum and minimum output power, and only the test result of the maximum output power was recorded.
In the frequency range above 30MHz, Bi-Log Test Antenna (30MHz to 1GHz) and Horn Test Antenna (above 1GHz) are used. Test Antenna is 3m away from the EUT. Test Antenna height is varied from 1m to 4m above the ground and the Turn Table is actuated to turn from 0° to 360°to determine the maximum value of the radiated power. The emission levels at both horizontal and vertical polarizations should be tested. The Filters consists of Notch Filters and High Pass Filter.

Note: When doing measurements above 1GHz, the EUT has been within the 3dB cone width of the horn antenna during horizontal antenna.

2.6.3. Test Procedure

KDB 971168 D01v03 Section 5.8and ANSI/TIA-603-E-2016.

2.6.4. Test Result

The measurement frequency range is from 30MHz to the 10th harmonic of the fundamental frequency. The Turn Table is actuated to turn from 0° to 360°, and both horizontal and vertical polarizations of the Test Antenna are used to find the maximum radiated power. The lowest, middle and highest channels are tested to verify the out of band emissions.
The substitution corrections are obtained as described below:

$A_{SUBST} = P_{SUBST_TX} - P_{SUBST_RX} - L_{SUBST_CABLES} + G_{SUBST_TX_ANT}$

$A_{TOT} = L_{CABLES} + A_{SUBST}$

Where A_{SUBST} is the final substitution correction including receive antenna gain.
P_{SUBST_TX} is signal generator level,
P_{SUBST_RX} is receiver level,
L_{SUBST_CABLES} is cable losses including TX cable,
$G_{SUBST_TX_ANT}$ is substitution antenna gain.
A_{TOT} is total correction factor including cable loss and substitution correction

During the test, the data of A_{TOT} was added in the test spectrum analyze, so spectrum analyze reading is the final values which contain the data of A_{TOT}.
Note1: The power of the EUT transmitting frequency should be ignored.
Note2: All Spurious Emission tests were performed in X, Y, Z axis direction. And only the worst axis test condition was recorded in this test report.
Note3: All bandwidth and modulation were considered and evaluated respectively by performing full test for each band; only the worst cases (Max Bandwidth and QPSK mode) were recorded in

this test report.

Note 4: N/A means the frequency is the basic frequency or the base station frequency; they are no need to verdict.

PIFA Antenna

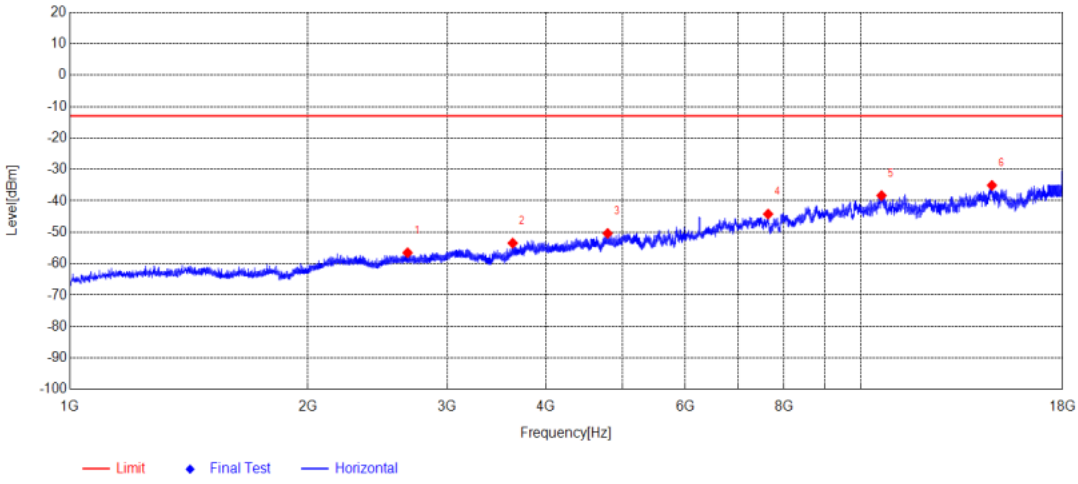

Suspected Data List							
NO.	Freq. [MHz]	Reading [dBm]	Level [dBm]	Limit [dBm]	Margin [dB]	Factor [dB]	Polarity
1	2673.16	-47.64	-56.53	-13.00	43.53	-8.89	Horizontal
2	3630.26	-47.24	-53.46	-13.00	40.46	-6.22	Horizontal
3	4785.87	-49.36	-50.37	-13.00	37.37	-1.01	Horizontal
4	7636.96	-52.13	-44.21	-13.00	31.21	7.92	Horizontal
5	10624.0	-52.94	-38.33	-13.00	25.33	14.61	Horizontal
6	14652.8	-55.81	-35.08	-13.00	22.08	20.73	Horizontal

2A-4A High H 1G-18G

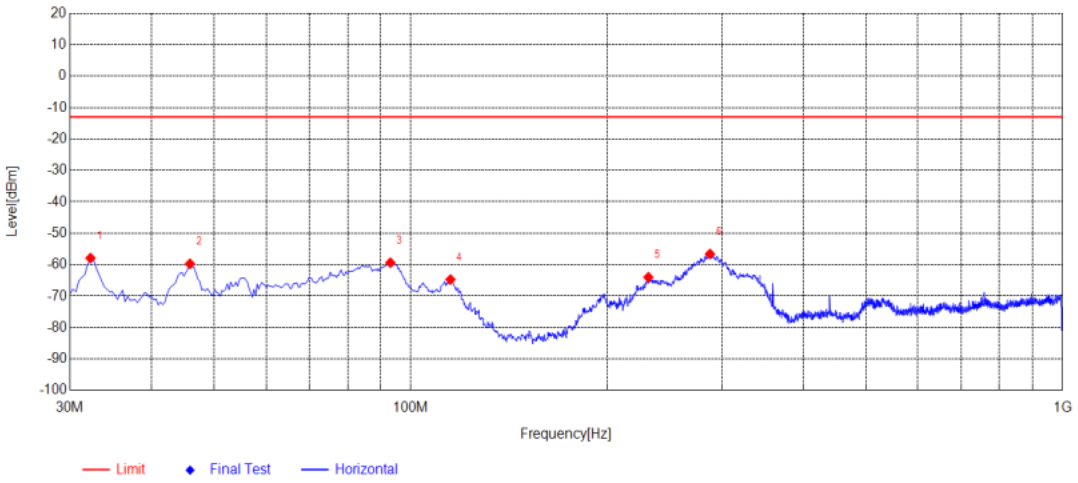

Suspected Data List							
NO.	Freq. [MHz]	Reading [dBm]	Level [dBm]	Limit [dBm]	Margin [dB]	Factor [dB]	Polarity
1	32.2641	-49.57	-57.90	-13.00	44.90	-8.33	Horizontal
2	45.8486	-54.75	-59.73	-13.00	46.73	-4.98	Horizontal
3	93.0710	-42.07	-59.36	-13.00	46.36	-17.29	Horizontal
4	115.065	-47.78	-64.73	-13.00	51.73	-16.95	Horizontal
5	231.503	-53.13	-63.99	-13.00	50.99	-10.86	Horizontal
6	287.782	-44.35	-56.60	-13.00	43.60	-12.25	Horizontal

2A-4A High H 30M-1G

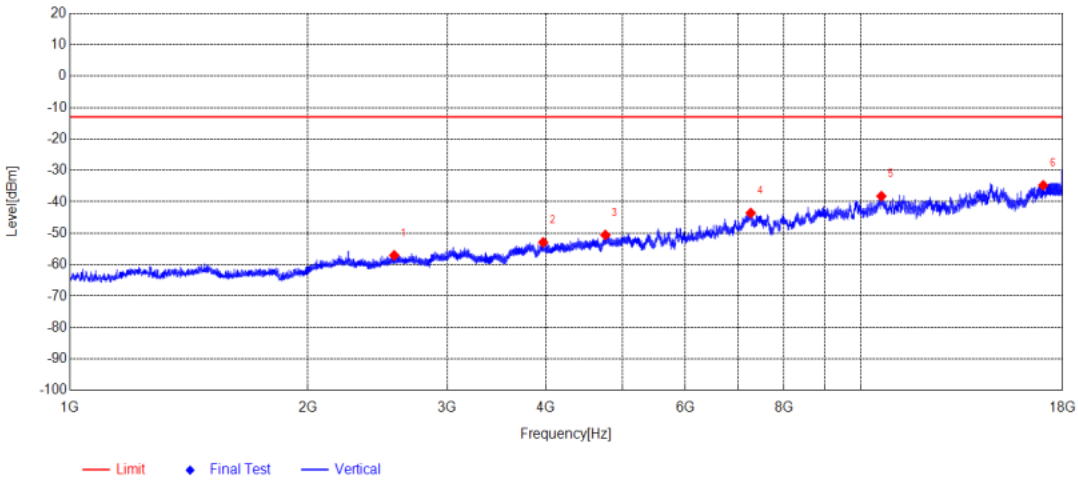

Suspected Data List							
NO.	Freq. [MHz]	Reading [dBm]	Level [dBm]	Limit [dBm]	Margin [dB]	Factor [dB]	Polarity
1	2571.15	-48.15	-57.03	-13.00	44.03	-8.88	Vertical
2	3967.79	-48.69	-52.89	-13.00	39.89	-4.20	Vertical
3	4754.87	-50.12	-50.56	-13.00	37.56	-0.44	Vertical
4	7260.12	-51.88	-43.57	-13.00	30.57	8.31	Vertical
5	10620.4	-52.72	-38.20	-13.00	25.20	14.52	Vertical
6	17013.5	-56.02	-34.73	-13.00	21.73	21.29	Vertical

2A-4A High V 1G-18G

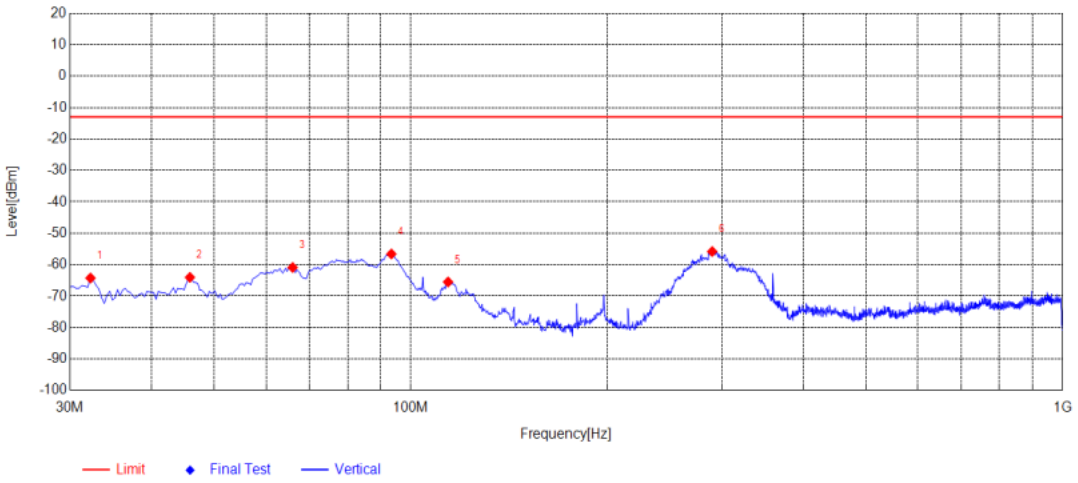

Suspected Data List							
NO.	Freq. [MHz]	Reading [dBm]	Level [dBm]	Limit [dBm]	Margin [dB]	Factor [dB]	Polarity
1	32.2641	-49.58	-64.24	-13.00	51.24	-14.66	Vertical
2	45.8486	-50.41	-64.03	-13.00	51.03	-13.62	Vertical
3	65.9020	-44.82	-60.88	-13.00	47.88	-16.06	Vertical
4	93.3945	-42.58	-56.58	-13.00	43.58	-14.00	Vertical
5	114.094	-50.71	-65.50	-13.00	52.50	-14.79	Vertical
6	290.046	-43.26	-55.81	-13.00	42.81	-12.55	Vertical

2A-4A High V 30M-1G

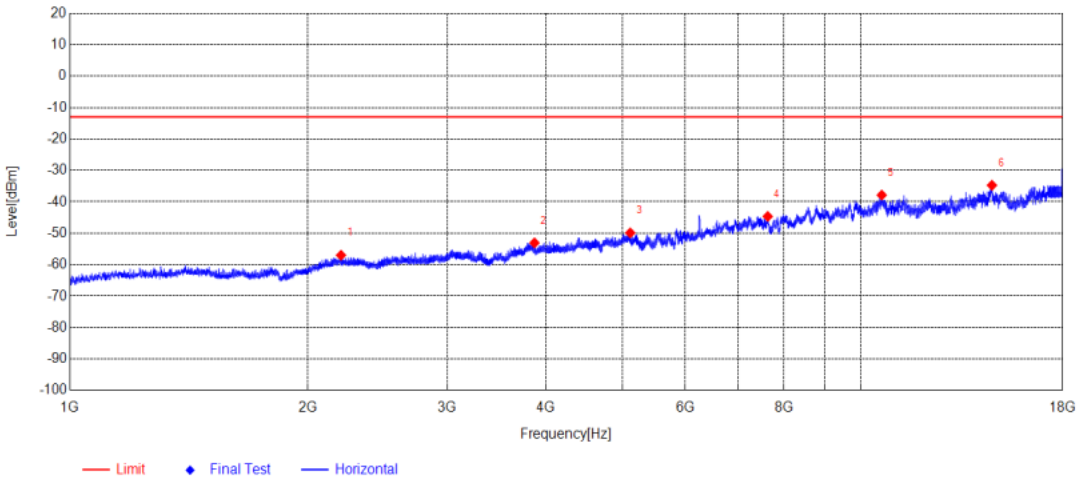

Suspected Data List							
NO.	Freq. [MHz]	Reading [dBm]	Level [dBm]	Limit [dBm]	Margin [dB]	Factor [dB]	Polarity
1	2202.12	-48.13	-56.99	-13.00	43.99	-8.86	Horizontal
2	3867.78	-47.98	-53.06	-13.00	40.06	-5.08	Horizontal
3	5111.91	-49.09	-49.89	-13.00	36.89	-0.80	Horizontal
4	7628.56	-52.33	-44.64	-13.00	31.64	7.69	Horizontal
5	10631.2	-52.70	-37.85	-13.00	24.85	14.85	Horizontal
6	14652.8	-55.46	-34.73	-13.00	21.73	20.73	Horizontal

2A-4A Low H 1G-18G

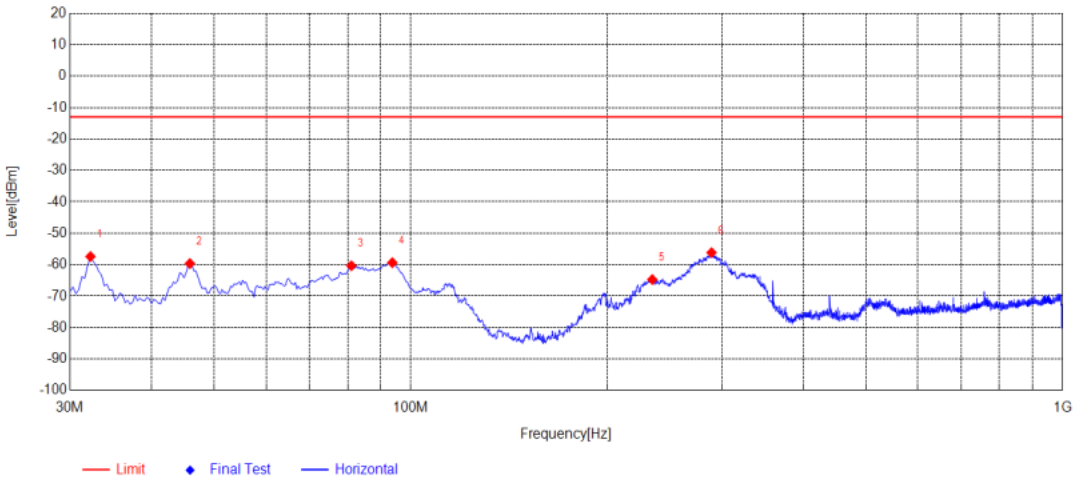

Suspected Data List							
NO.	Freq. [MHz]	Reading [dBm]	Level [dBm]	Limit [dBm]	Margin [dB]	Factor [dB]	Polarity
1	32.2641	-49.07	-57.40	-13.00	44.40	-8.33	Horizontal
2	45.8486	-54.66	-59.64	-13.00	46.64	-4.98	Horizontal
3	81.1037	-43.47	-60.34	-13.00	47.34	-16.87	Horizontal
4	93.7179	-42.15	-59.36	-13.00	46.36	-17.21	Horizontal
5	234.738	-53.79	-64.73	-13.00	51.73	-10.94	Horizontal
6	289.399	-43.93	-56.16	-13.00	43.16	-12.23	Horizontal

2A-4A Low H 30M-1G

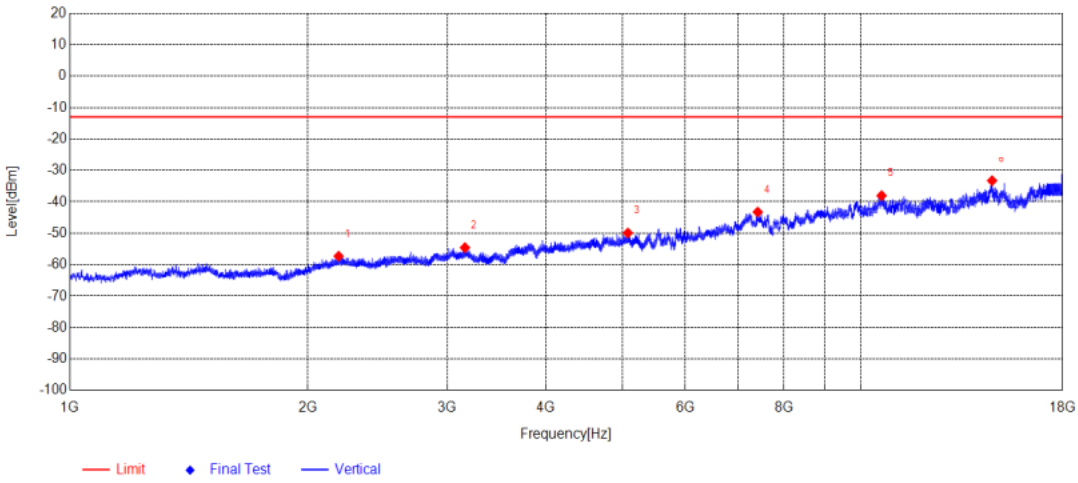

Suspected Data List							
NO.	Freq. [MHz]	Reading [dBm]	Level [dBm]	Limit [dBm]	Margin [dB]	Factor [dB]	Polarity
1	2187.11	-48.17	-57.29	-13.00	44.29	-9.12	Vertical
2	3159.21	-48.25	-54.58	-13.00	41.58	-6.33	Vertical
3	5076.40	-49.28	-49.91	-13.00	36.91	-0.63	Vertical
4	7408.94	-50.63	-43.24	-13.00	30.24	7.39	Vertical
5	10625.2	-52.72	-38.03	-13.00	25.03	14.69	Vertical
6	14657.6	-54.58	-33.27	-13.00	20.27	21.31	Vertical

2A-4A Low V 1G-18G

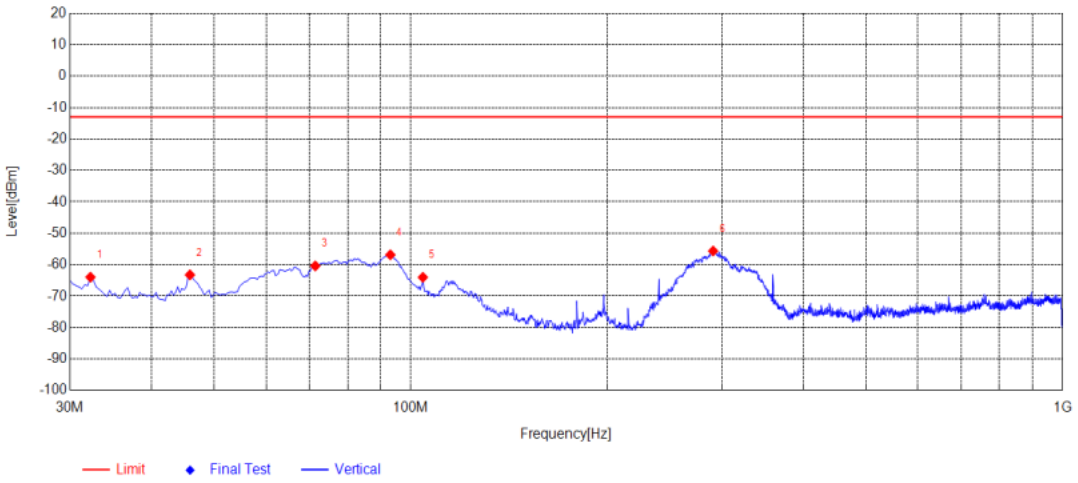

Suspected Data List							
NO.	Freq. [MHz]	Reading [dBm]	Level [dBm]	Limit [dBm]	Margin [dB]	Factor [dB]	Polarity
1	32.2641	-49.31	-63.97	-13.00	50.97	-14.66	Vertical
2	45.8486	-49.62	-63.24	-13.00	50.24	-13.62	Vertical
3	71.4005	-43.88	-60.40	-13.00	47.40	-16.52	Vertical
4	93.0710	-42.74	-56.86	-13.00	43.86	-14.12	Vertical
5	104.391	-51.05	-64.02	-13.00	51.02	-12.97	Vertical
6	291.017	-43.13	-55.64	-13.00	42.64	-12.51	Vertical

2A-4A Low V 30M-1G

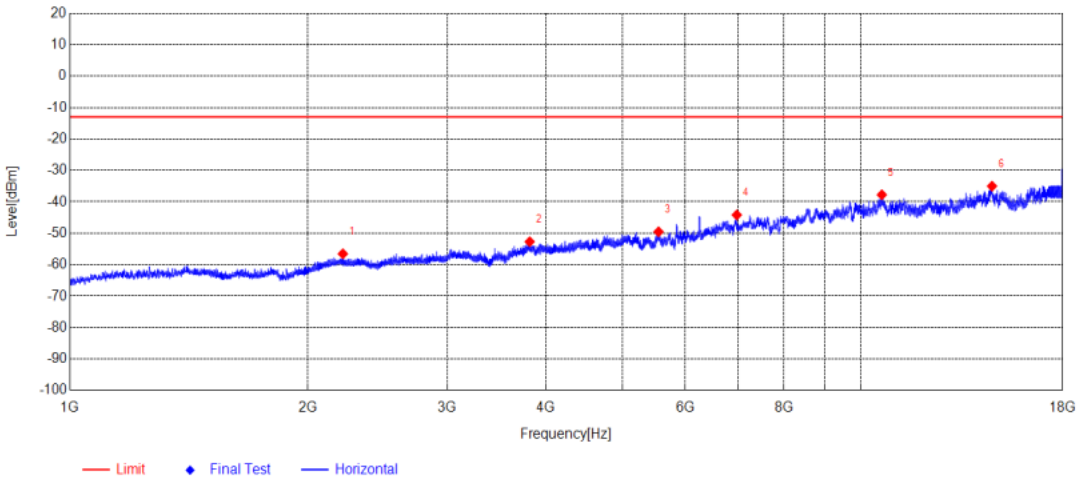

Suspected Data List							
NO.	Freq. [MHz]	Reading [dBm]	Level [dBm]	Limit [dBm]	Margin [dB]	Factor [dB]	Polarity
1	2214.12	-47.57	-56.55	-13.00	43.55	-8.98	Horizontal
2	3814.28	-48.02	-52.69	-13.00	39.69	-4.67	Horizontal
3	5550.95	-50.44	-49.54	-13.00	36.54	0.90	Horizontal
4	6970.89	-50.12	-44.17	-13.00	31.17	5.95	Horizontal
5	10633.6	-52.68	-37.75	-13.00	24.75	14.93	Horizontal
6	14655.2	-55.66	-35.01	-13.00	22.01	20.65	Horizontal

2A-4A Mid H 1G-18G

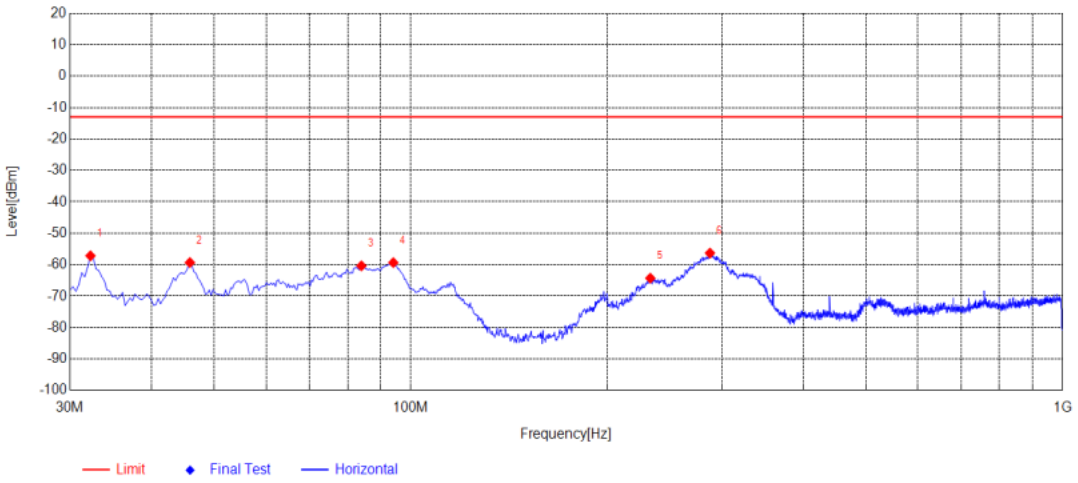

Suspected Data List							
NO.	Freq. [MHz]	Reading [dBm]	Level [dBm]	Limit [dBm]	Margin [dB]	Factor [dB]	Polarity
1	32.2641	-48.84	-57.17	-13.00	44.17	-8.33	Horizontal
2	45.8486	-54.34	-59.32	-13.00	46.32	-4.98	Horizontal
3	84.0147	-43.23	-60.36	-13.00	47.36	-17.13	Horizontal
4	94.0413	-42.17	-59.34	-13.00	46.34	-17.17	Horizontal
5	233.121	-53.39	-64.29	-13.00	51.29	-10.90	Horizontal
6	287.782	-44.06	-56.31	-13.00	43.31	-12.25	Horizontal

2A-4A Mid H 30M-1G

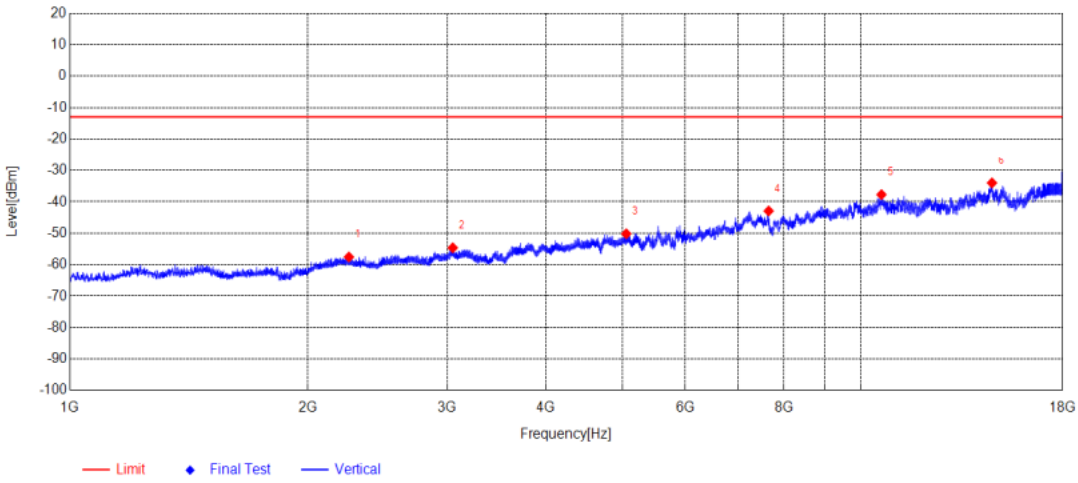

Suspected Data List							
NO.	Freq. [MHz]	Reading [dBm]	Level [dBm]	Limit [dBm]	Margin [dB]	Factor [dB]	Polarity
1	2253.62	-48.25	-57.55	-13.00	44.55	-9.30	Vertical
2	3049.20	-48.27	-54.63	-13.00	41.63	-6.36	Vertical
3	5052.90	-49.66	-50.17	-13.00	37.17	-0.51	Vertical
4	7648.96	-51.80	-42.90	-13.00	29.90	8.90	Vertical
5	10622.8	-52.30	-37.70	-13.00	24.70	14.60	Vertical
6	14654.0	-55.40	-33.97	-13.00	20.97	21.43	Vertical

2A-4A Mid V 1G-18G

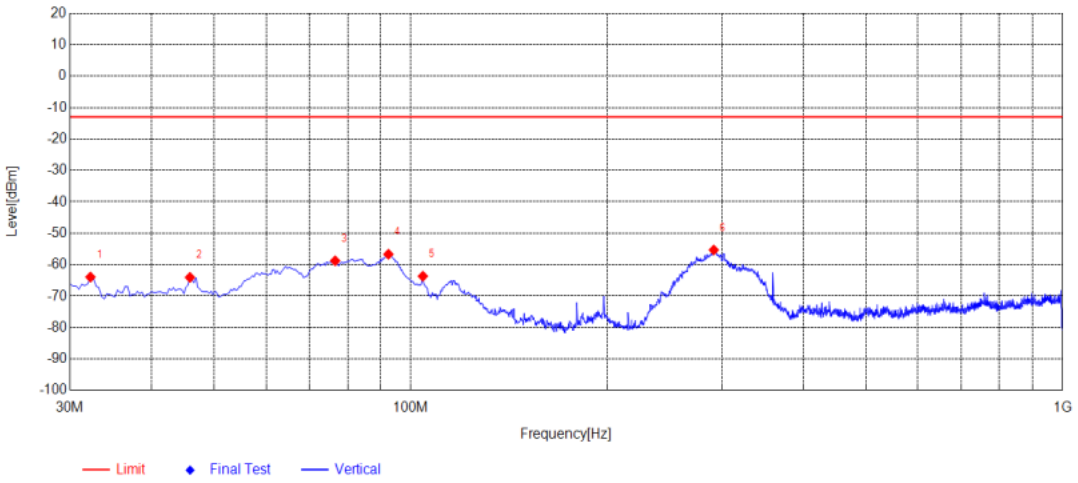

Suspected Data List							
NO.	Freq. [MHz]	Reading [dBm]	Level [dBm]	Limit [dBm]	Margin [dB]	Factor [dB]	Polarity
1	32.2641	-49.28	-63.94	-13.00	50.94	-14.66	Vertical
2	45.8486	-50.42	-64.04	-13.00	51.04	-13.62	Vertical
3	76.5755	-41.04	-58.76	-13.00	45.76	-17.72	Vertical
4	92.4241	-42.30	-56.68	-13.00	43.68	-14.38	Vertical
5	104.391	-50.69	-63.66	-13.00	50.66	-12.97	Vertical
6	291.663	-42.83	-55.32	-13.00	42.32	-12.49	Vertical

2A-4A Mid V 30M-1G

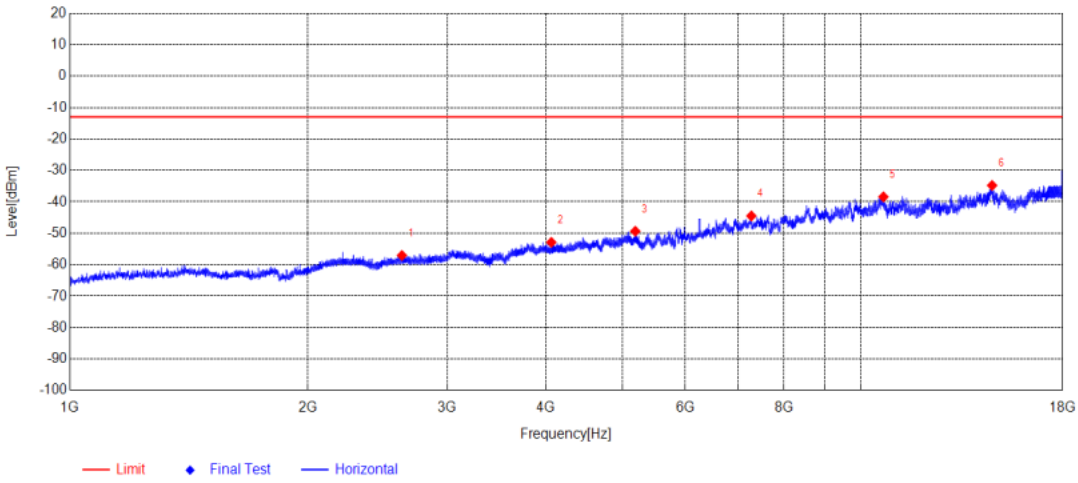

Suspected Data List							
NO.	Freq. [MHz]	Reading [dBm]	Level [dBm]	Limit [dBm]	Margin [dB]	Factor [dB]	Polarity
1	2629.66	-48.23	-57.06	-13.00	44.06	-8.83	Horizontal
2	4062.30	-47.96	-52.89	-13.00	39.89	-4.93	Horizontal
3	5187.41	-48.99	-49.36	-13.00	36.36	-0.37	Horizontal
4	7273.32	-51.26	-44.49	-13.00	31.49	6.77	Horizontal
5	10684.0	-53.11	-38.42	-13.00	25.42	14.69	Horizontal
6	14657.6	-55.35	-34.79	-13.00	21.79	20.56	Horizontal

2A-5A High H 1G-18G

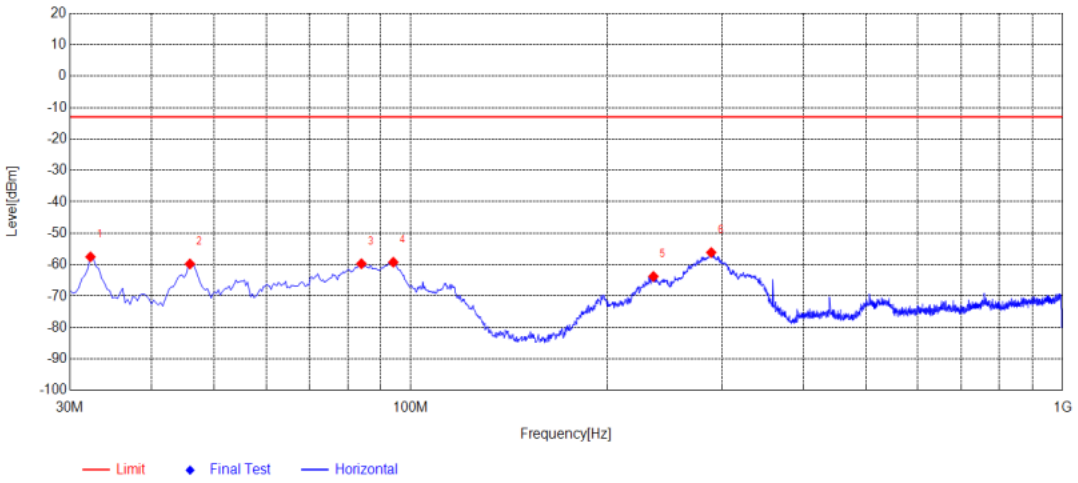

Suspected Data List							
NO.	Freq. [MHz]	Reading [dBm]	Level [dBm]	Limit [dBm]	Margin [dB]	Factor [dB]	Polarity
1	32.2641	-49.17	-57.50	-13.00	44.50	-8.33	Horizontal
2	45.8486	-54.78	-59.76	-13.00	46.76	-4.98	Horizontal
3	84.0147	-42.57	-59.70	-13.00	46.70	-17.13	Horizontal
4	94.0413	-42.05	-59.22	-13.00	46.22	-17.17	Horizontal
5	235.708	-52.77	-63.74	-13.00	50.74	-10.97	Horizontal
6	289.076	-43.88	-56.12	-13.00	43.12	-12.24	Horizontal

2A-5A High H 30M-1G

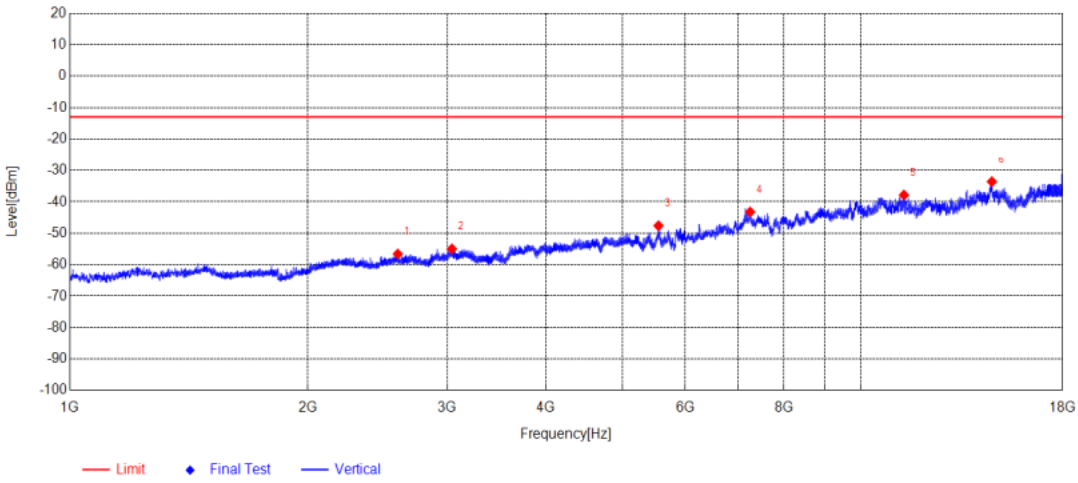

Suspected Data List							
NO.	Freq. [MHz]	Reading [dBm]	Level [dBm]	Limit [dBm]	Margin [dB]	Factor [dB]	Polarity
1	2598.15	-48.02	-56.61	-13.00	43.61	-8.59	Vertical
2	3041.20	-48.43	-54.98	-13.00	41.98	-6.55	Vertical
3	5549.45	-49.54	-47.60	-13.00	34.60	1.94	Vertical
4	7246.92	-51.72	-43.22	-13.00	30.22	8.50	Vertical
5	11340.5	-53.03	-37.84	-13.00	24.84	15.19	Vertical
6	14649.2	-55.14	-33.58	-13.00	20.58	21.56	Vertical

2A-5A High V 1G-18G

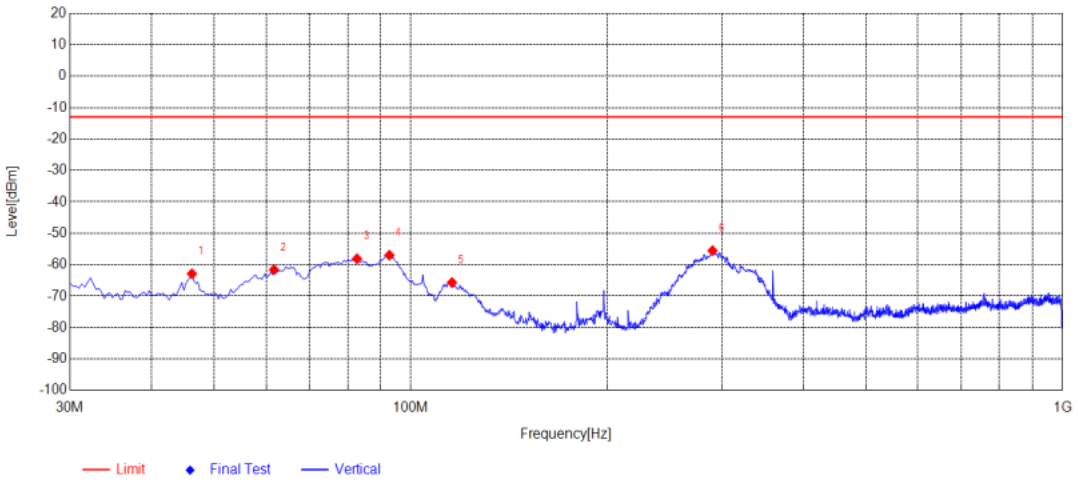

Suspected Data List							
NO.	Freq. [MHz]	Reading [dBm]	Level [dBm]	Limit [dBm]	Margin [dB]	Factor [dB]	Polarity
1	46.1721	-49.32	-62.90	-13.00	49.90	-13.58	Vertical
2	61.6972	-45.40	-61.59	-13.00	48.59	-16.19	Vertical
3	82.7209	-40.35	-58.11	-13.00	45.11	-17.76	Vertical
4	92.7476	-42.71	-56.96	-13.00	43.96	-14.25	Vertical
5	115.711	-51.01	-65.67	-13.00	52.67	-14.66	Vertical
6	290.370	-42.99	-55.53	-13.00	42.53	-12.54	Vertical

2A-5A High V 30M-1G

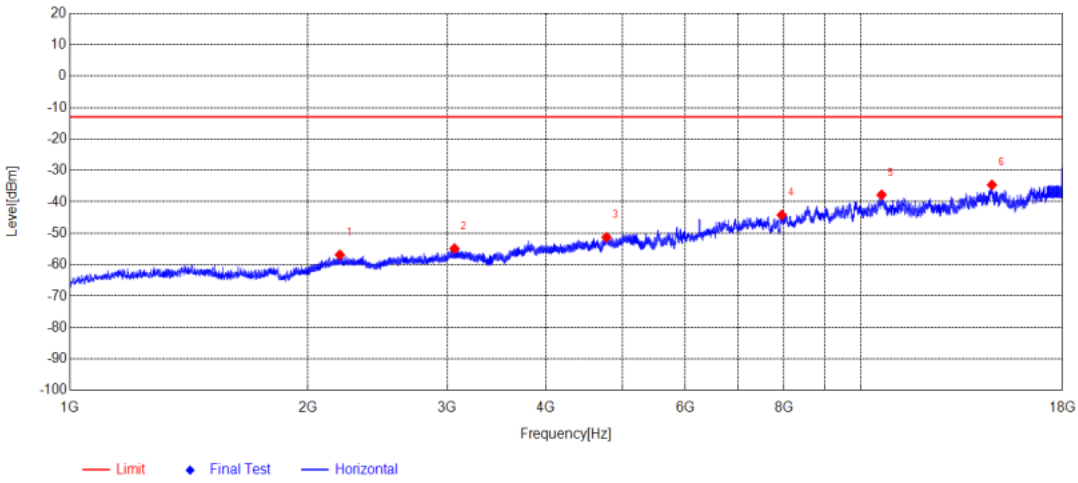

Suspected Data List							
NO.	Freq. [MHz]	Reading [dBm]	Level [dBm]	Limit [dBm]	Margin [dB]	Factor [dB]	Polarity
1	2194.61	-47.96	-56.87	-13.00	43.87	-8.91	Horizontal
2	3064.20	-48.11	-54.88	-13.00	41.88	-6.77	Horizontal
3	4770.37	-50.39	-51.28	-13.00	38.28	-0.89	Horizontal
4	7944.19	-52.47	-44.20	-13.00	31.20	8.27	Horizontal
5	10626.4	-52.48	-37.79	-13.00	24.79	14.69	Horizontal
6	14652.8	-55.35	-34.62	-13.00	21.62	20.73	Horizontal

2A-5A Low H 1G-18G

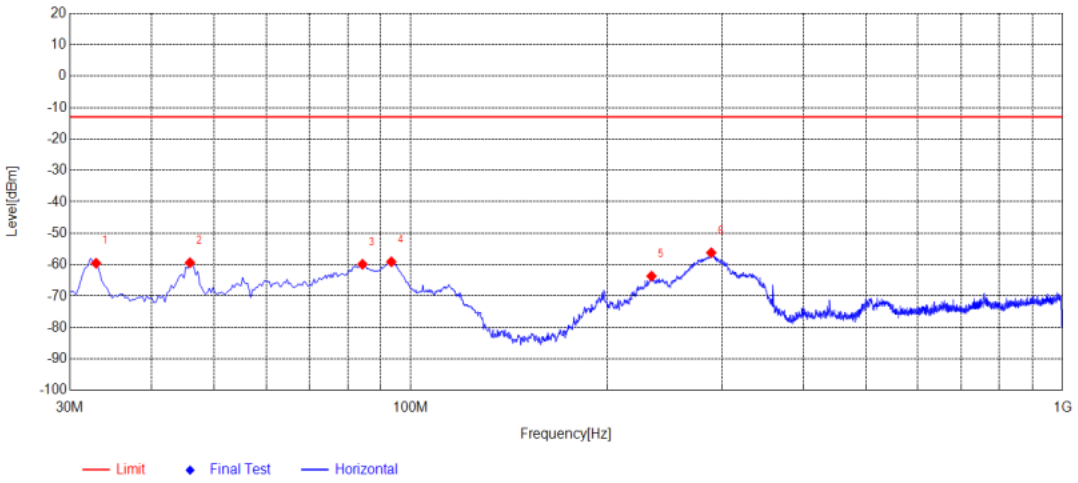

Suspected Data List							
NO.	Freq. [MHz]	Reading [dBm]	Level [dBm]	Limit [dBm]	Margin [dB]	Factor [dB]	Polarity
1	32.9110	-51.49	-59.53	-13.00	46.53	-8.04	Horizontal
2	45.8486	-54.40	-59.38	-13.00	46.38	-4.98	Horizontal
3	84.3381	-42.70	-59.86	-13.00	46.86	-17.16	Horizontal
4	93.3945	-41.84	-59.09	-13.00	46.09	-17.25	Horizontal
5	234.091	-52.70	-63.63	-13.00	50.63	-10.93	Horizontal
6	289.076	-43.96	-56.20	-13.00	43.20	-12.24	Horizontal

2A-5A Low H 30M-1G

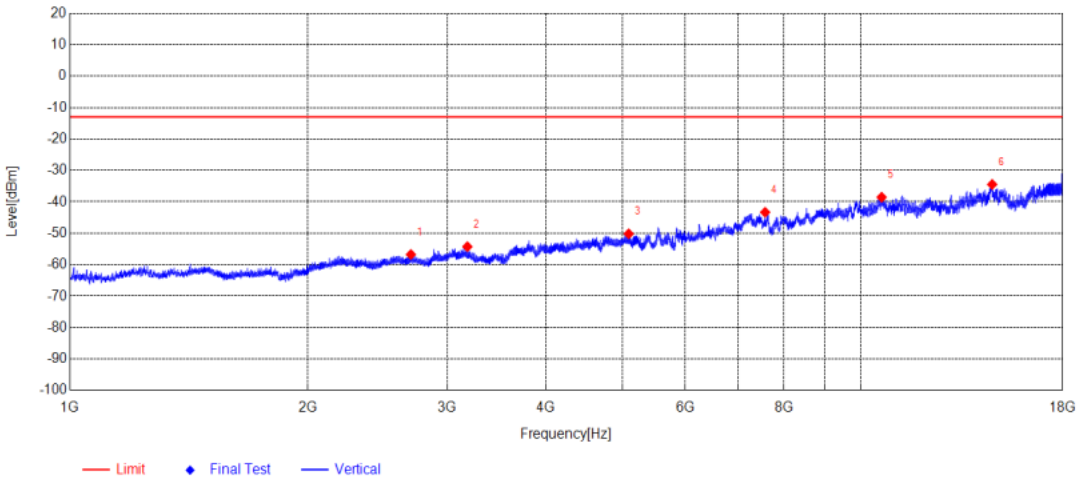

Suspected Data List							
NO.	Freq. [MHz]	Reading [dBm]	Level [dBm]	Limit [dBm]	Margin [dB]	Factor [dB]	Polarity
1	2699.16	-48.11	-56.76	-13.00	43.76	-8.65	Vertical
2	3181.71	-47.91	-54.27	-13.00	41.27	-6.36	Vertical
3	5088.90	-49.49	-50.18	-13.00	37.18	-0.69	Vertical
4	7570.95	-50.17	-43.33	-13.00	30.33	6.84	Vertical
5	10627.6	-53.32	-38.55	-13.00	25.55	14.77	Vertical
6	14662.4	-55.60	-34.46	-13.00	21.46	21.14	Vertical

2A-5A Low V 1G-18G

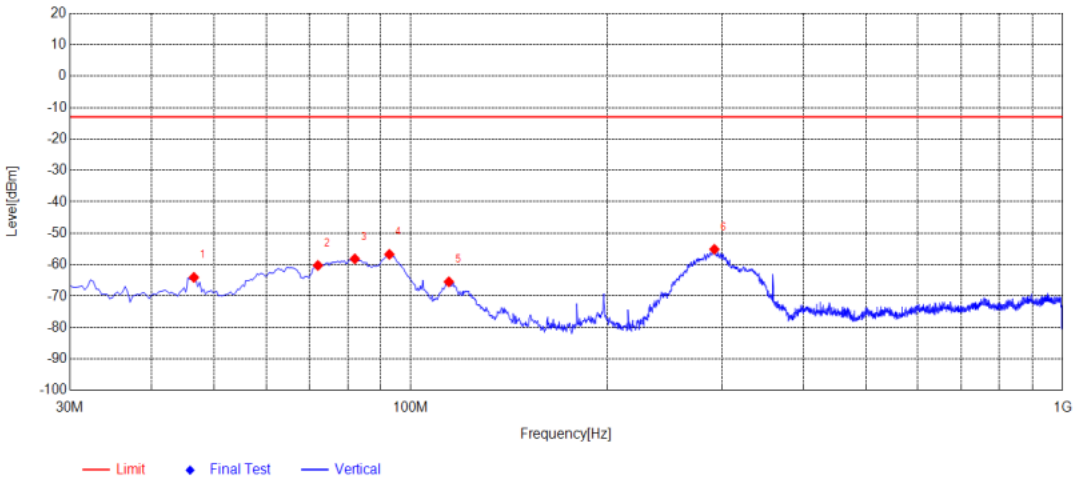

Suspected Data List							
NO.	Freq. [MHz]	Reading [dBm]	Level [dBm]	Limit [dBm]	Margin [dB]	Factor [dB]	Polarity
1	46.4955	-50.51	-64.04	-13.00	51.04	-13.53	Vertical
2	72.0473	-43.58	-60.24	-13.00	47.24	-16.66	Vertical
3	82.0740	-40.17	-58.15	-13.00	45.15	-17.98	Vertical
4	92.7476	-42.46	-56.71	-13.00	43.71	-14.25	Vertical
5	114.418	-50.68	-65.45	-13.00	52.45	-14.77	Vertical
6	292.310	-42.64	-55.10	-13.00	42.10	-12.46	Vertical

2A-5A Low V 30M-1G

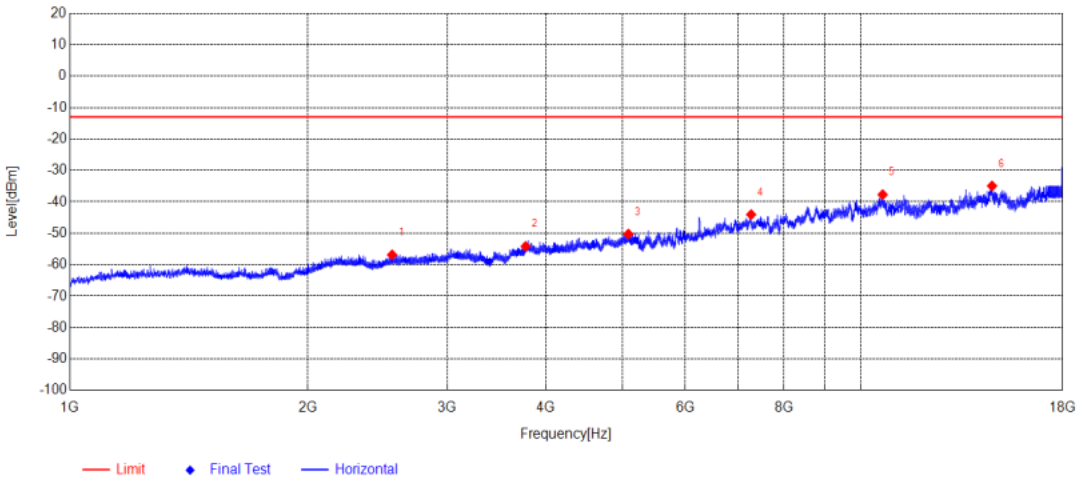

Suspected Data List							
NO.	Freq. [MHz]	Reading [dBm]	Level [dBm]	Limit [dBm]	Margin [dB]	Factor [dB]	Polarity
1	2555.65	-47.73	-56.87	-13.00	43.87	-9.14	Horizontal
2	3769.77	-48.58	-54.17	-13.00	41.17	-5.59	Horizontal
3	5083.40	-49.76	-50.26	-13.00	37.26	-0.50	Horizontal
4	7268.52	-50.96	-44.04	-13.00	31.04	6.92	Horizontal
5	10660.0	-52.97	-37.72	-13.00	24.72	15.25	Horizontal
6	14657.6	-55.51	-34.95	-13.00	21.95	20.56	Horizontal

2A-5A Mid H 1G-18G