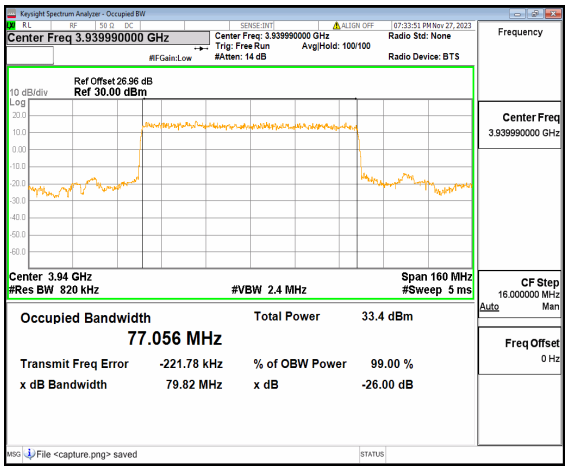

n77(3700-3980MHz) 80M DFT-s-OFDM BPSK Outer_Full High

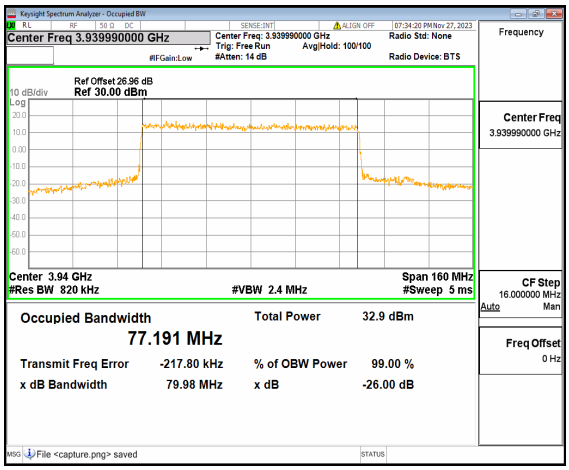

n77(3700-3980MHz) 80M DFT-s-OFDM QPSK Outer_Full High

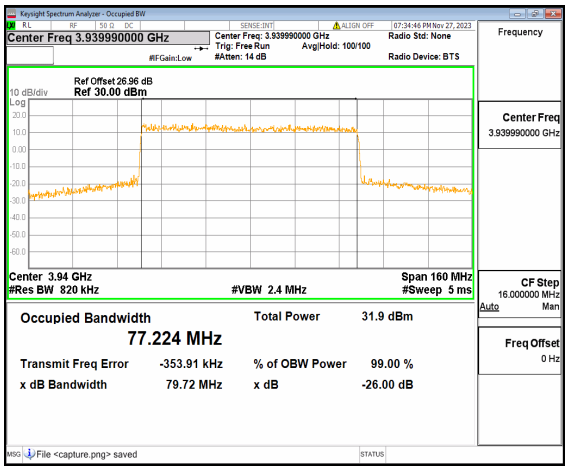

n77(3700-3980MHz) 80M DFT-s-OFDM 16QAM Outer_Full High

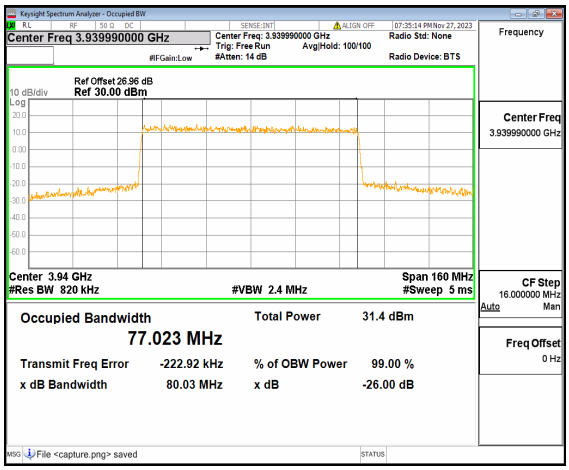

n77(3700-3980MHz) 80M DFT-s-OFDM 64QAM Outer_Full High

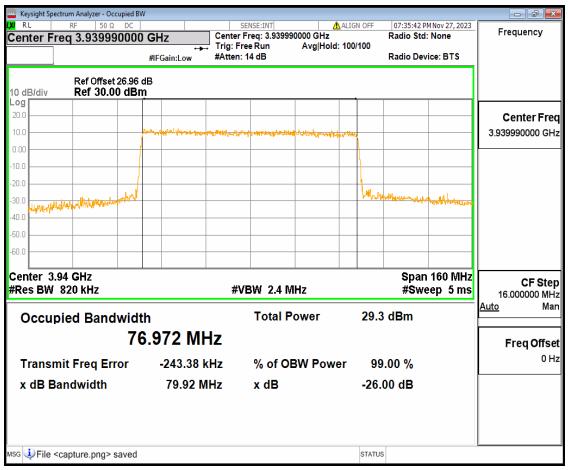

n77(3700-3980MHz) 80M DFT-s-OFDM 256QAM Outer_Full High

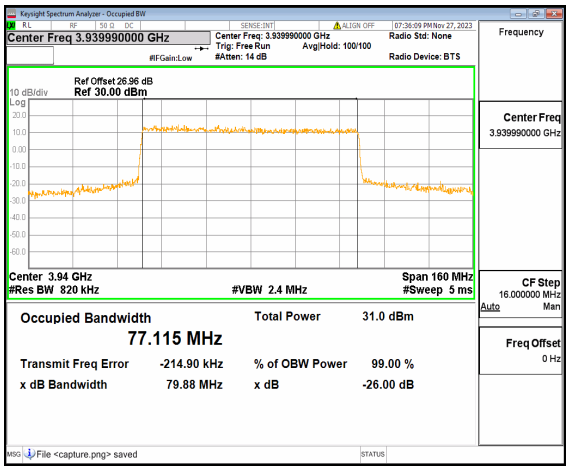

n77(3700-3980MHz) 80M CP-OFDM QPSK Outer_Full High

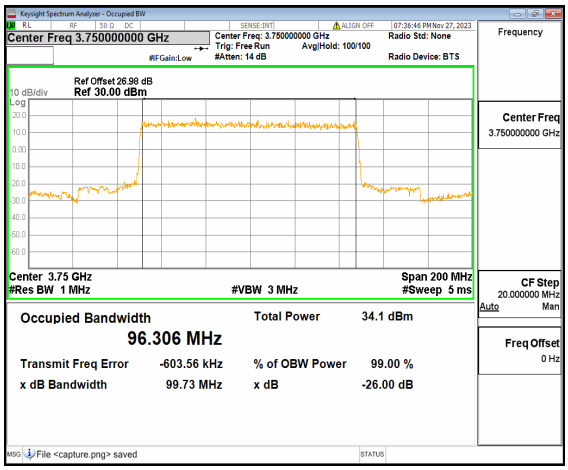

n77(3700-3980MHz) 100M DFT-s-OFDM BPSK Outer_Full Low

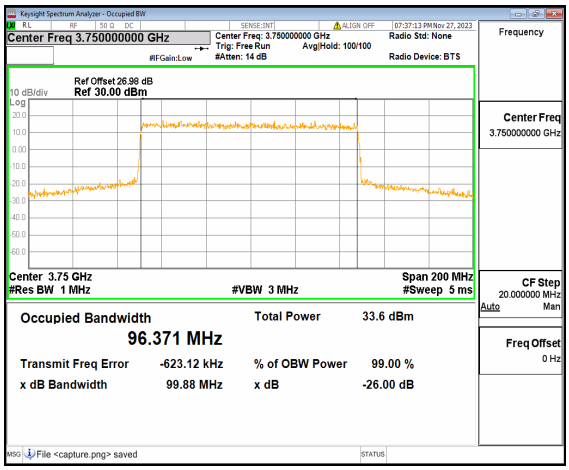

n77(3700-3980MHz) 100M DFT-s-OFDM QPSK Outer_Full Low

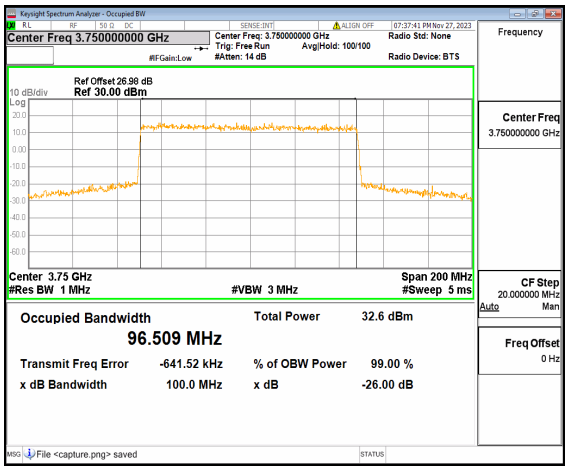

n77(3700-3980MHz) 100M DFT-s-OFDM 16QAM Outer_Full Low

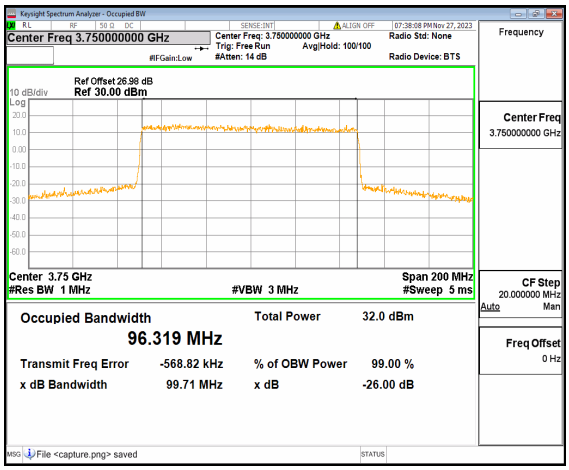

n77(3700-3980MHz) 100M DFT-s-OFDM 64QAM Outer_Full Low

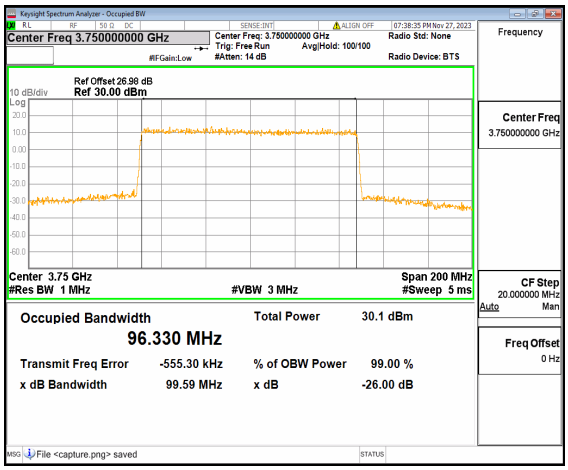

n77(3700-3980MHz) 100M DFT-s-OFDM 256QAM Outer_Full Low

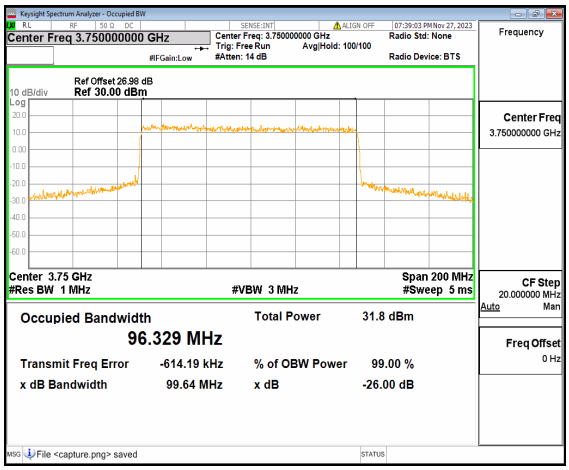

n77(3700-3980MHz) 100M CP-OFDM QPSK Outer_Full Low

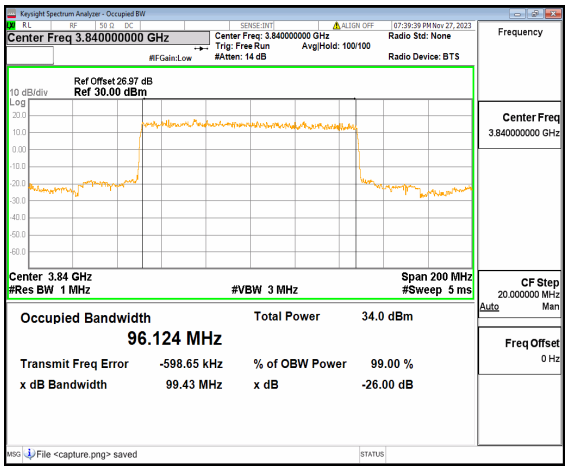

n77(3700-3980MHz) 100M DFT-s-OFDM BPSK Outer_Full Mid

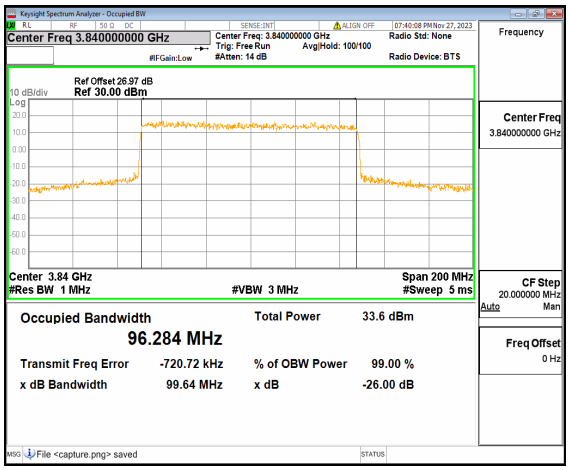

n77(3700-3980MHz) 100M DFT-s-OFDM QPSK Outer_Full Mid

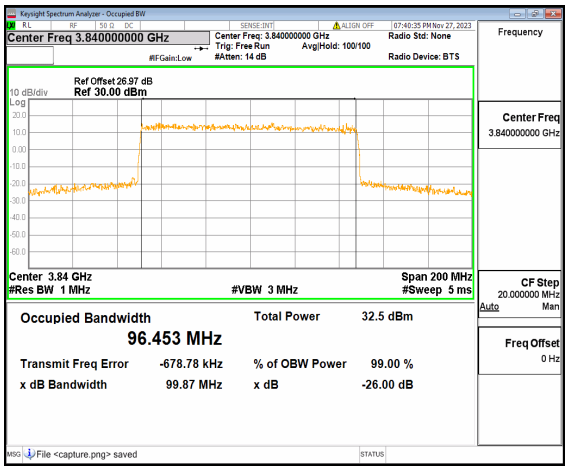

n77(3700-3980MHz) 100M DFT-s-OFDM 16QAM Outer_Full Mid

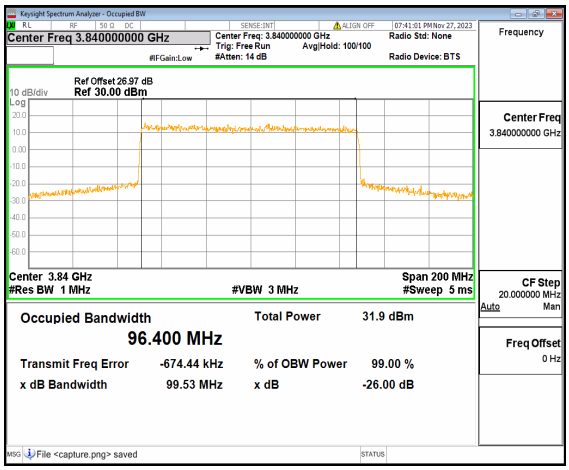

n77(3700-3980MHz) 100M DFT-s-OFDM 64QAM Outer_Full Mid

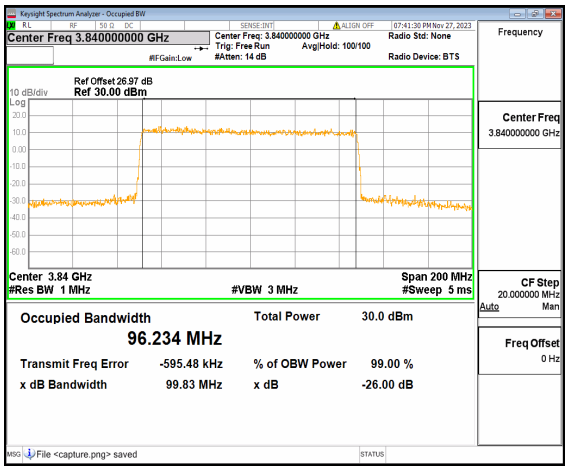

n77(3700-3980MHz) 100M DFT-s-OFDM 256QAM Outer_Full Mid

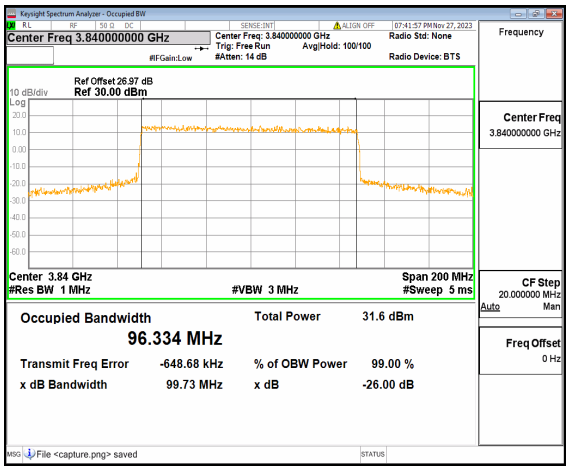

n77(3700-3980MHz) 100M CP-OFDM QPSK Outer_Full Mid

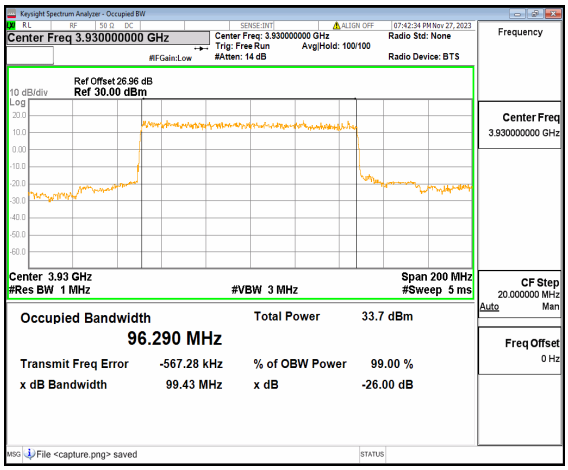

n77(3700-3980MHz) 100M DFT-s-OFDM BPSK Outer_Full High

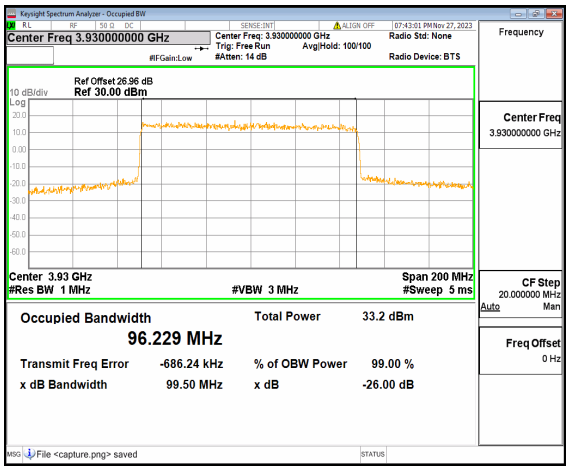

n77(3700-3980MHz) 100M DFT-s-OFDM QPSK Outer_Full High

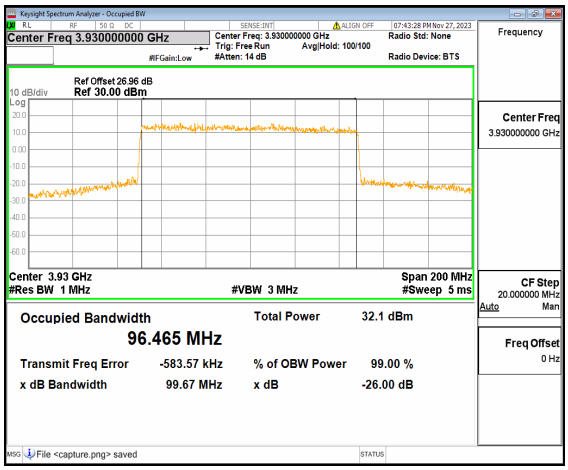

n77(3700-3980MHz) 100M DFT-s-OFDM 16QAM Outer_Full High

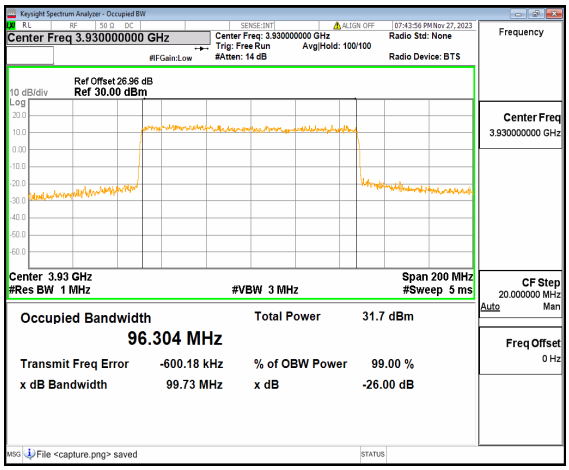

n77(3700-3980MHz) 100M DFT-s-OFDM 64QAM Outer_Full High

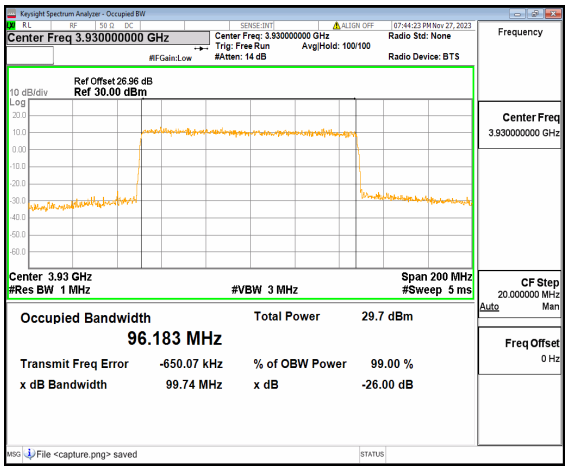

n77(3700-3980MHz) 100M DFT-s-OFDM 256QAM Outer_Full High

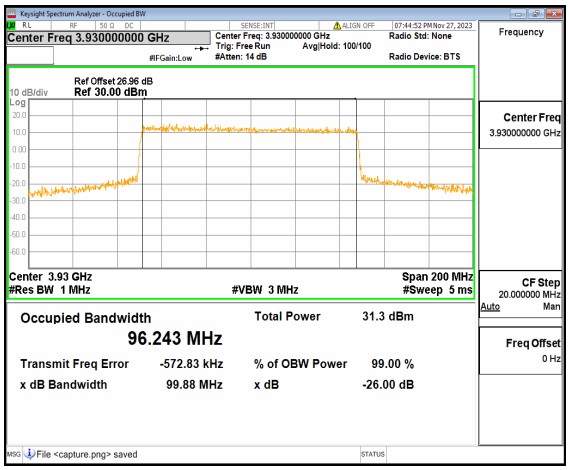

n77(3700-3980MHz) 100M CP-OFDM QPSK Outer_Full High

2.3. Frequency Stability

2.3.1.Requirement

According to FCC section 2.1055, the frequency stability shall be sufficient to ensure that the fundamental emission stays within the authorized frequency block. According to FCC section 2.1055, the test conditions are:

(a) The temperature is varied from -30°C to +50°C at intervals of not more than 10°C.

(b) For hand carried battery powered equipment, the primary supply voltage is reduced to the battery operating end point which shall be specified by the manufacture. The supply voltage shall be measured at the input to the cable normally provided with the equipment, or at the power supply terminals if cables are not normally provided.

Note: The operating temperature of EUT is from -20°C to 55°C, which are specified by the applicant.

2.3.2.Test Description

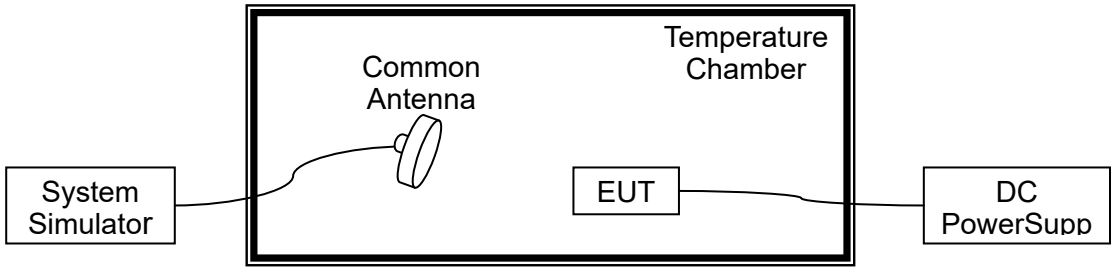

The EUT which is powered by the DC Power Supply directly is located in the Temperature Chamber. The EUT is commanded by the System Simulator (SS) to operate at the maximum output power. A call is established between the EUT and the SS via a Common Antenna.

2.3.3.Test procedure

KDB 971168 D01v03 Section 9.0 and ANSI/TIA-603-E-2016.

2.3.4.Test Result

The nominal, highest and lowest extreme voltages are separately 3.85VDC, 4.2VDC and 3.4VDC, which are specified by the applicant; the normal temperature here used is 20°C.

NR n2, QPSK, Channel 376000, SCS 15kHz, Frequency 1880.0MHz Limit =Within Authorized Band					
Voltage (%)	**Power (VDC)**	**Temp (°C)**	**Fre. Dev. (Hz)**	**Deviation (ppm)**	**Result**
Normal	3.85	+20(Ref)	13	0.007	PASS
Normal		-20	16	0.009	
Normal		-10	3	0.002	
Normal		0	14	0.007	
Normal		+10	20	0.011	
Normal		+20	15	0.008	
Normal		+30	-11	-0.006	
Normal		+40	15	0.008	
Normal		+50	5	0.003	
Normal		+55	20	0.011	
High	4.2	+20	-18	-0.010	
BATT.ENDPOINT	3.4	+20	21	**0.011**	

NR n5, QPSK, Channel 167300, SCS 15kHz, Frequency 836.5 MHz Limit=±2.5ppm					
Voltage (%)	**Power (VDC)**	**Temp (°C)**	**Fre. Dev. (Hz)**	**Deviation (ppm)**	**Result**
Normal	3.85	+20(Ref)	21	0.025	PASS
Normal		-20	-23	-0.027	
Normal		-10	22	**0.026**	
Normal		0	-23	-0.027	
Normal		+10	-4	-0.005	
Normal		+20	17	0.020	
Normal		+30	16	0.019	
Normal		+40	-1	-0.001	
Normal		+50	13	0.016	
Normal		+55	14	0.017	
High	4.2	+20	20	0.024	
BATT.ENDPOINT	3.4	+20	15	0.018	

NR n7, QPSK, Channel 507000, SCS 15kHz, Frequency 2535 MHz Limit =Within Authorized Band					
Voltage (%)	**Power (VDC)**	**Temp (°C)**	**Fre. Dev. (Hz)**	**Deviation (ppm)**	**Result**
Normal	3.85	+20(Ref)	3	0.001	PASS
Normal		-20	17	0.007	
Normal		-10	17	0.007	
Normal		0	-8	-0.003	
Normal		+10	17	0.007	
Normal		+20	18	0.007	
Normal		+30	9	0.004	
Normal		+40	20	**0.008**	
Normal		+50	18	0.007	
Normal		+55	14	0.006	
High	4.2	+20	-21	-0.008	
BATT.ENDPOINT	3.4	+20	-9	-0.004	

NR n12, QPSK, Channel 141500, SCS 15kHz, Frequency 707.5 MHz Limit =Within Authorized Band					
Voltage (%)	**Power (VDC)**	**Temp (°C)**	**Fre. Dev. (Hz)**	**Deviation (ppm)**	**Result**
Normal	3.85	+20(Ref)	13	0.018	PASS
Normal		-20	-17	-0.024	
Normal		-10	16	0.023	
Normal		0	14	0.020	
Normal		+10	20	0.028	
Normal		+20	23	**0.033**	
Normal		+30	-18	-0.025	
Normal		+40	21	0.030	
Normal		+50	7	0.010	
Normal		+55	16	0.023	
High	4.2	+20	5	0.007	
BATT.ENDPOINT	3.4	+20	18	0.025	

NR n13, QPSK, Channel 156400, SCS 15kHz, Frequency 782 MHz Limit =Within Authorized Band					
Voltage (%)	**Power (VDC)**	**Temp (°C)**	**Fre. Dev. (Hz)**	**Deviation (ppm)**	**Result**
Normal	3.85	+20(Ref)	20	0.026	PASS
Normal		-20	15	0.019	
Normal		-10	-10	-0.013	
Normal		0	18	0.023	
Normal		+10	-22	-0.028	
Normal		+20	7	0.009	
Normal		+30	20	0.026	
Normal		+40	15	0.019	
Normal		+50	7	0.009	
Normal		+55	13	0.017	
High	4.2	+20	14	0.018	
BATT.ENDPOINT	3.4	+20	21	**0.027**	

NR n14, QPSK, Channel 158600, SCS 15kHz, Frequency 793 MHz Limit =Within Authorized Band					
Voltage (%)	**Power (VDC)**	**Temp (°C)**	**Fre. Dev. (Hz)**	**Deviation (ppm)**	**Result**
Normal	3.85	+20(Ref)	17	0.021	PASS
Normal		-20	20	**0.025**	
Normal		-10	9	0.011	
Normal		0	18	0.023	
Normal		+10	16	0.020	
Normal		+20	17	0.021	
Normal		+30	-9	-0.011	
Normal		+40	13	0.016	
Normal		+50	15	0.019	
Normal		+55	-15	-0.019	
High	4.2	+20	13	0.016	
BATT.ENDPOINT	3.4	+20	10	0.013	

NR n25, QPSK, Channel 376500, SCS 15kHz, Frequency 1882.5 MHz Limit =Within Authorized Band					
Voltage (%)	**Power (VDC)**	**Temp (°C)**	**Fre. Dev. (Hz)**	**Deviation (ppm)**	**Result**
Normal	3.85	+20(Ref)	20	0.011	PASS
Normal		-20	22	**0.012**	
Normal		-10	8	0.004	
Normal		0	16	0.008	
Normal		+10	18	0.010	
Normal		+20	-23	-0.012	
Normal		+30	6	0.003	
Normal		+40	14	0.007	
Normal		+50	15	0.008	
Normal		+55	15	0.008	
High	4.2	+20	18	0.010	
BATT.ENDPOINT	3.4	+20	20	0.011	

NR n26(814-824MHz), QPSK, Channel 163800, SCS 15kHz, Frequency 819 MHz Limit =Within Authorized Band					
Voltage (%)	**Power (VDC)**	**Temp (°C)**	**Fre. Dev. (Hz)**	**Deviation (ppm)**	**Result**
Normal	3.85	+20(Ref)	-11	-0.013	PASS
Normal		-20	20	**0.024**	
Normal		-10	15	0.018	
Normal		0	14	0.017	
Normal		+10	19	0.023	
Normal		+20	16	0.020	
Normal		+30	4	0.005	
Normal		+40	13	0.016	
Normal		+50	18	0.022	
Normal		+55	9	0.011	
High	4.2	+20	13	0.016	
BATT.ENDPOINT	3.4	+20	-7	-0.009	

NR n26(824-849MHz), QPSK, Channel 167300, SCS 15kHz, Frequency 836.5 MHz Limit=±2.5ppm					
Voltage (%)	**Power (VDC)**	**Temp (°C)**	**Fre. Dev. (Hz)**	**Deviation (ppm)**	**Result**
Normal	3.85	+20(Ref)	15	0.018	PASS
Normal		-20	-13	-0.016	
Normal		-10	-2	-0.002	
Normal		0	17	0.020	
Normal		+10	14	0.017	
Normal		+20	-3	-0.004	
Normal		+30	13	0.016	
Normal		+40	17	0.020	
Normal		+50	17	0.020	
Normal		+55	13	0.016	
High	4.2	+20	2	0.002	
BATT.ENDPOINT	3.4	+20	20	**0.024**	

NR n30, QPSK, Channel 462000, SCS 15kHz, Frequency 2310 MHz Limit =Within Authorized Band					
Voltage (%)	**Power (VDC)**	**Temp (°C)**	**Fre. Dev. (Hz)**	**Deviation (ppm)**	**Result**
Normal	3.85	+20(Ref)	14	0.006	PASS
Normal		-20	14	0.006	
Normal		-10	-14	-0.006	
Normal		0	-8	-0.003	
Normal		+10	14	0.006	
Normal		+20	16	0.007	
Normal		+30	13	0.006	
Normal		+40	17	**0.007**	
Normal		+50	15	0.006	
Normal		+55	-3	-0.001	
High	4.2	+20	14	0.006	
BATT.ENDPOINT	3.4	+20	-13	-0.006	

NR n38, QPSK, Channel 519000, SCS 30kHz, Frequency 2595 MHz Limit =Within Authorized Band					
Voltage (%)	**Power (VDC)**	**Temp (°C)**	**Fre. Dev. (Hz)**	**Deviation (ppm)**	**Result**
Normal	3.85	+20(Ref)	16	0.006	PASS
Normal		-20	20	**0.008**	
Normal		-10	-17	-0.007	
Normal		0	-10	-0.004	
Normal		+10	13	0.005	
Normal		+20	14	0.005	
Normal		+30	18	0.007	
Normal		+40	19	0.007	
Normal		+50	14	0.005	
Normal		+55	13	0.005	
High	4.2	+20	18	0.007	
BATT.ENDPOINT	3.4	+20	19	0.007	

NR n41, QPSK, Channel 518598, SCS 30kHz, Frequency 2593MHz Limit =Within Authorized Band					
Voltage (%)	**Power (VDC)**	**Temp (°C)**	**Fre. Dev. (Hz)**	**Deviation (ppm)**	**Result**
Normal	3.85	+20(Ref)	-12	-0.005	PASS
Normal		-20	15	0.006	
Normal		-10	18	0.007	
Normal		0	17	0.007	
Normal		+10	22	**0.008**	
Normal		+20	-22	-0.008	
Normal		+30	-4	-0.002	
Normal		+40	17	0.007	
Normal		+50	17	0.007	
Normal		+55	3	0.001	
High	4.2	+20	17	0.007	
BATT.ENDPOINT	3.4	+20	-12	-0.005	

NR n48, QPSK, Channel 641666, SCS 30kHz, Frequency 3624.99MHz Limit =Within Authorized Band					
Voltage (%)	**Power (VDC)**	**Temp (°C)**	**Fre. Dev. (Hz)**	**Deviation (ppm)**	**Result**
Normal	3.85	+20(Ref)	13	0.004	PASS
Normal		-20	4	0.001	
Normal		-10	15	0.004	
Normal		0	-22	-0.006	
Normal		+10	21	**0.006**	
Normal		+20	-21	-0.006	
Normal		+30	20	0.006	
Normal		+40	12	0.003	
Normal		+50	16	0.004	
Normal		+55	15	0.004	
High	4.2	+20	-3	-0.001	
BATT.ENDPOINT	3.4	+20	19	0.005	

NR n66, QPSK, Channel 349000, SCS 15kHz, Frequency 1745MHz Limit =Within Authorized Band					
Voltage (%)	**Power (VDC)**	**Temp (°C)**	**Fre. Dev. (Hz)**	**Deviation (ppm)**	**Result**
Normal	3.85	+20(Ref)	-2	-0.001	PASS
Normal		-20	14	0.008	
Normal		-10	-13	-0.007	
Normal		0	-10	-0.006	
Normal		+10	20	**0.011**	
Normal		+20	13	0.007	
Normal		+30	14	0.008	
Normal		+40	5	0.003	
Normal		+50	14	0.008	
Normal		+55	13	0.007	
High	4.2	+20	-8	-0.005	
BATT.ENDPOINT	3.4	+20	16	0.009	

NR n71, QPSK, Channel 136100, SCS 15kHz, Frequency 680.5 MHz Limit =Within Authorized Band					
Voltage (%)	**Power (VDC)**	**Temp (°C)**	**Fre. Dev. (Hz)**	**Deviation (ppm)**	**Result**
Normal	3.85	+20(Ref)	15	0.022	PASS
Normal		-20	-21	-0.031	
Normal		-10	11	0.016	
Normal		0	19	0.028	
Normal		+10	20	**0.029**	
Normal		+20	-2	-0.003	
Normal		+30	18	0.026	
Normal		+40	7	0.010	
Normal		+50	19	0.028	
Normal		+55	-19	-0.028	
High	4.2	+20	-6	-0.009	
BATT.ENDPOINT	3.4	+20	15	0.022	

NR n77 (3450 MHz ~ 3550 MHz), QPSK, Channel 633334, SCS 30kHz, Frequency 3550MHz Limit =Within Authorized Band					
Voltage (%)	**Power (VDC)**	**Temp (°C)**	**Fre. Dev. (Hz)**	**Deviation (ppm)**	**Result**
Normal	3.85	+20(Ref)	13	0.004	PASS
Normal		-20	16	0.005	
Normal		-10	18	0.005	
Normal		0	23	**0.007**	
Normal		+10	-10	-0.003	
Normal		+20	16	0.005	
Normal		+30	14	0.004	
Normal		+40	16	0.005	
Normal		+50	13	0.004	
Normal		+55	-15	-0.004	
High	4.2	+20	1	0.000	
BATT.ENDPOINT	3.4	+20	17	0.005	

NR n77(3700 MHz ~ 3980 MHz), QPSK, Channel 656000, SCS 30kHz, Frequency 3840MHz Limit =Within Authorized Band					
Voltage (%)	**Power (VDC)**	**Temp (°C)**	**Fre. Dev. (Hz)**	**Deviation (ppm)**	**Result**
Normal	3.85	+20(Ref)	-6	-0.002	PASS
Normal		-20	16	0.004	
Normal		-10	13	0.003	
Normal		0	14	0.004	
Normal		+10	-13	-0.003	
Normal		+20	19	**0.005**	
Normal		+30	14	0.004	
Normal		+40	9	0.002	
Normal		+50	13	0.003	
Normal		+55	11	0.003	
High	4.2	+20	18	0.005	
BATT.ENDPOINT	3.4	+20	-9	-0.002	

2.4. Peak to Average Ratio

2.4.1.Requirement

According to FCC section 24.232(d) for n2, n25, in measuring transmissions in this band using an average power technique, the peak-to-average ratio (PAR) of the transmission may not exceed 13 dB.

According to FCC section 96.41(g) for n48, the peak-to-average power ratio (PAPR) of any CBSD transmitter output power must not exceed 13 dB. PAPR measurements should be made using either an instrument with complementary cumulative distribution function (CCDF) capabilities or another Commission approved procedure. The measurement must be performed using a signal corresponding to the highest PAPR expected during periods of continuous transmission.

According to FCC section 27.50(d)(5) for n66, in measuring transmissions in this band using an average power technique, the peak-to-average ratio (PAR) of the transmission may not exceed 13 dB.

According to FCC section 27.50(j)(4) and 25.50(k)(4) for n77, in measuring transmissions in this band using an average power technique, the peak-to-average ratio (PAR) of the transmission may not exceed 13 dB.

2.4.2.Test Description

Test Set:

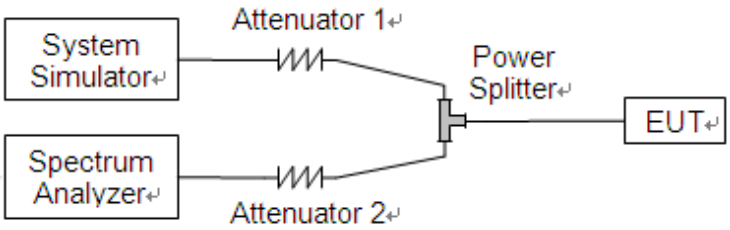

The EUT is coupled to the Spectrum Analyzer (SA) and the System Simulator (SS) with Attenuators through the Power Splitter; the RF load attached to the EUT antenna terminal is 50Ohm; the path loss as the factor is calibrated to correct the reading. The EUT is commanded by the SS to operate at the maximum output power. A call is established between the EUT and the SS.

2.4.3.Test procedure

KDB 971168 D01v03 Section 5.7 and ANSI/TIA-603-E-2016.

2.4.4.Test Result

Record the maximum PAPR level associated with a probability of 0.1%.

Note: In the same NR frequency band, The measured power in SA mode is higher than that in NSA mode，SA mode is selected to test all test cases.

Band	SCS (KHz)	BW (MHz)	ARFCN	Modulation	RB	Result (dB)	Limit (dB)	Verdict
n2	15	5	370500	DFT-s-OFDM PI/2 BPSK	25/0	4.26	13	PASS
n2	15	5	370500	DFT-s-OFDM 256QAM	25/0	6.86	13	PASS
n2	15	5	370500	CP-OFDM QPSK	25/0	6.67	13	PASS
n2	15	5	370500	CP-OFDM 256QAM	25/0	8.69	13	PASS
n2	15	5	376000	DFT-s-OFDM PI/2 BPSK	25/0	4.21	13	PASS
n2	15	5	376000	DFT-s-OFDM 256QAM	25/0	6.6	13	PASS
n2	15	5	376000	CP-OFDM QPSK	25/0	6.86	13	PASS
n2	15	5	376000	CP-OFDM 256QAM	25/0	8.53	13	PASS
n2	15	5	381500	DFT-s-OFDM PI/2 BPSK	25/0	4.3	13	PASS
n2	15	5	381500	DFT-s-OFDM 256QAM	25/0	6.7	13	PASS
n2	15	5	381500	CP-OFDM QPSK	25/0	7.04	13	PASS
n2	15	5	381500	CP-OFDM 256QAM	25/0	8.78	13	PASS
n2	15	10	371000	DFT-s-OFDM PI/2 BPSK	50/0	4.23	13	PASS
n2	15	10	371000	DFT-s-OFDM 256QAM	50/0	6.72	13	PASS

n2	15	10	371000	CP-OFDM QPSK	52/0	6.94	13	PASS
n2	15	10	371000	CP-OFDM 256QAM	52/0	8.61	13	PASS
n2	15	10	376000	DFT-s-OFDM PI/2 BPSK	50/0	4.15	13	PASS
n2	15	10	376000	DFT-s-OFDM 256QAM	50/0	6.74	13	PASS
n2	15	10	376000	CP-OFDM QPSK	52/0	6.91	13	PASS
n2	15	10	376000	CP-OFDM 256QAM	52/0	8.66	13	PASS
n2	15	10	381000	DFT-s-OFDM PI/2 BPSK	50/0	4.34	13	PASS
n2	15	10	381000	DFT-s-OFDM 256QAM	50/0	6.69	13	PASS
n2	15	10	381000	CP-OFDM QPSK	52/0	7.05	13	PASS
n2	15	10	381000	CP-OFDM 256QAM	52/0	8.65	13	PASS
n2	15	15	371500	DFT-s-OFDM PI/2 BPSK	75/0	3.96	13	PASS
n2	15	15	371500	DFT-s-OFDM 256QAM	75/0	6.55	13	PASS
n2	15	15	371500	CP-OFDM QPSK	79/0	6.84	13	PASS
n2	15	15	371500	CP-OFDM 256QAM	79/0	8.32	13	PASS
n2	15	15	376000	DFT-s-OFDM PI/2 BPSK	75/0	4.06	13	PASS
n2	15	15	376000	DFT-s-OFDM 256QAM	75/0	6.51	13	PASS
n2	15	15	376000	CP-OFDM QPSK	79/0	7.02	13	PASS
n2	15	15	376000	CP-OFDM 256QAM	79/0	8.31	13	PASS
n2	15	15	380500	DFT-s-OFDM PI/2 BPSK	75/0	4.11	13	PASS
n2	15	15	380500	DFT-s-OFDM 256QAM	75/0	6.53	13	PASS

n2	15	15	380500	CP-OFDM QPSK	79/0	7.07	13	PASS
n2	15	15	380500	CP-OFDM 256QAM	79/0	8.4	13	PASS
n2	15	20	372000	DFT-s-OFDM PI/2 BPSK	100/0	4.01	13	PASS
n2	15	20	372000	DFT-s-OFDM 256QAM	100/0	6.59	13	PASS
n2	15	20	372000	CP-OFDM QPSK	106/0	6.85	13	PASS
n2	15	20	372000	CP-OFDM 256QAM	106/0	8.22	13	PASS
n2	15	20	376000	DFT-s-OFDM PI/2 BPSK	100/0	4.02	13	PASS
n2	15	20	376000	DFT-s-OFDM 256QAM	100/0	6.68	13	PASS
n2	15	20	376000	CP-OFDM QPSK	106/0	6.97	13	PASS
n2	15	20	376000	CP-OFDM 256QAM	106/0	8.3	13	PASS
n2	15	20	380000	DFT-s-OFDM PI/2 BPSK	100/0	4.08	13	PASS
n2	15	20	380000	DFT-s-OFDM 256QAM	100/0	6.67	13	PASS
n2	15	20	380000	CP-OFDM QPSK	106/0	7.12	13	PASS
n2	15	20	380000	CP-OFDM 256QAM	106/0	8.32	13	PASS

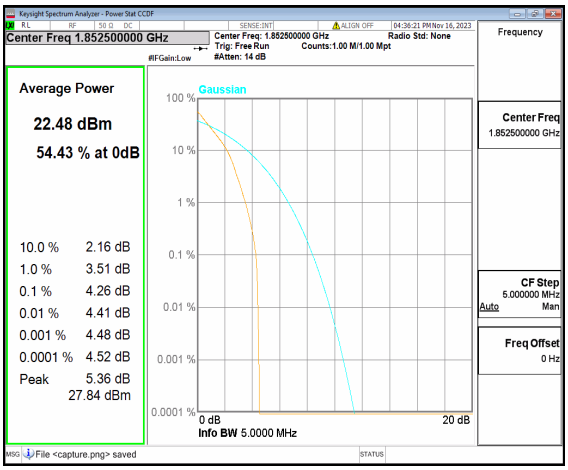

n2 5M DFT-s-OFDM BPSK Outer_Full Low

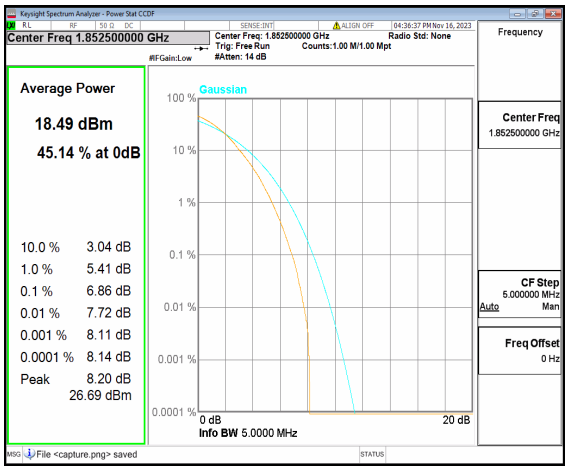

n2 5M DFT-s-OFDM 256QAM Outer_Full Low

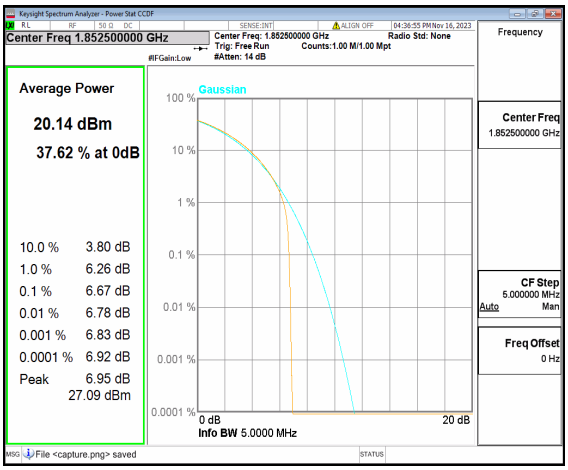

n2 5M CP-OFDM QPSK Outer_Full Low

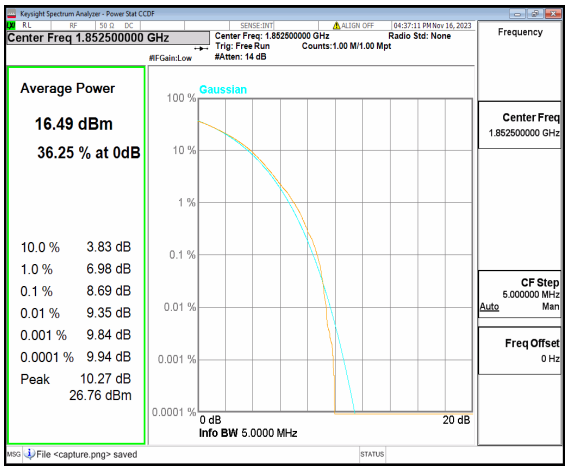

n2 5M CP-OFDM 256QAM Outer_Full Low

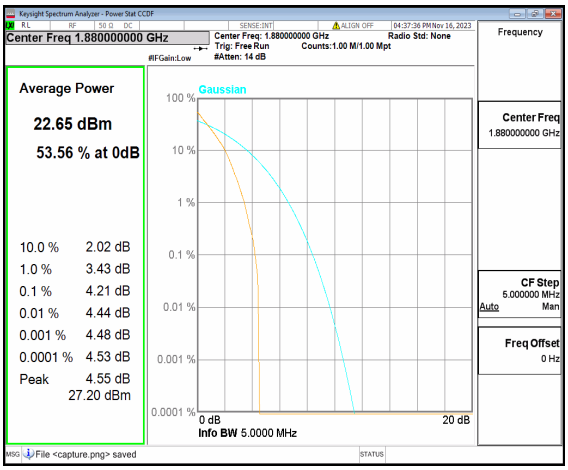

n2 5M DFT-s-OFDM BPSK Outer_Full Mid

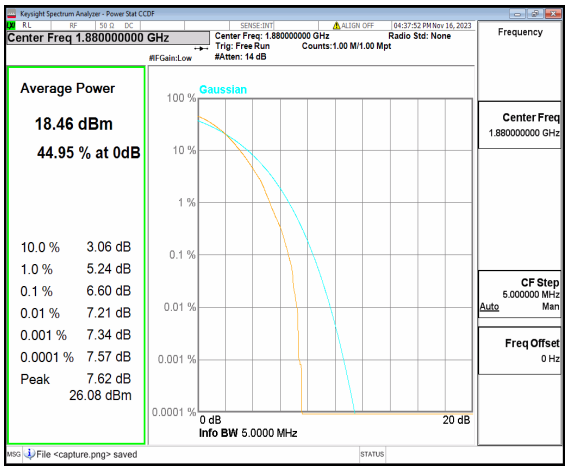

n2 5M DFT-s-OFDM 256QAM Outer_Full Mid

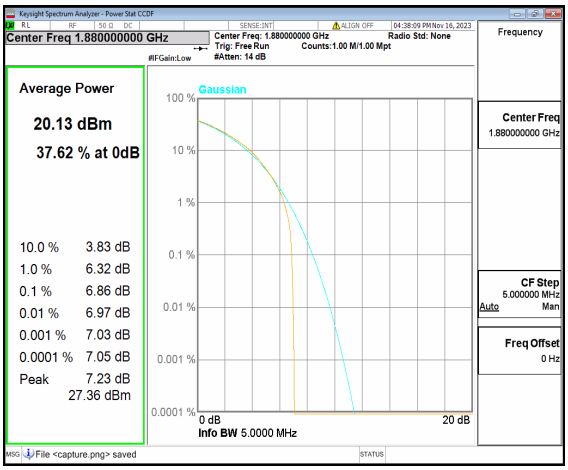

n2 5M CP-OFDM QPSK Outer_Full Mid

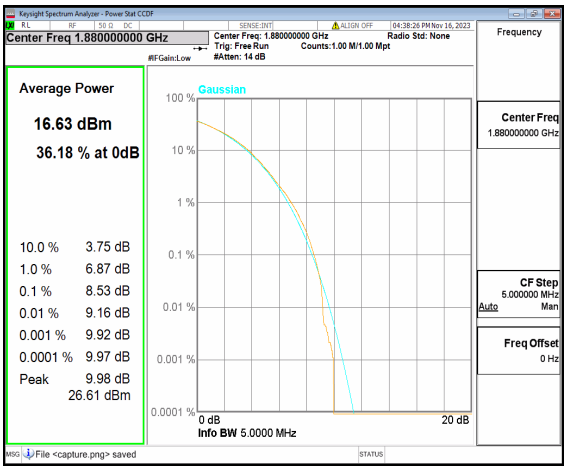

n2 5M CP-OFDM 256QAM Outer_Full Mid

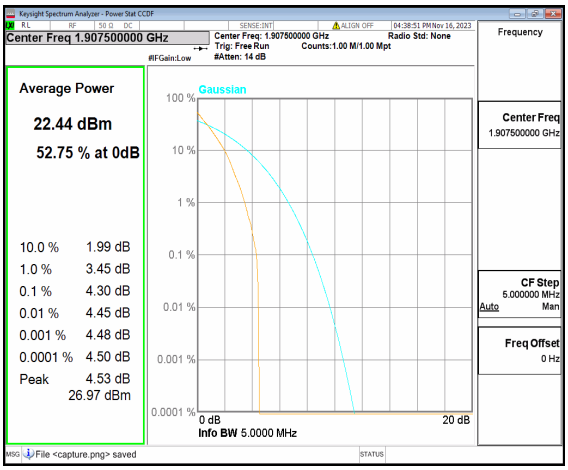

n2 5M DFT-s-OFDM BPSK Outer_Full High

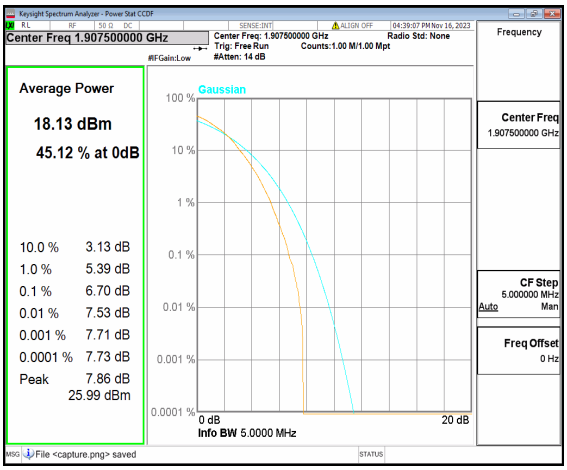

n2 5M DFT-s-OFDM 256QAM Outer_Full High

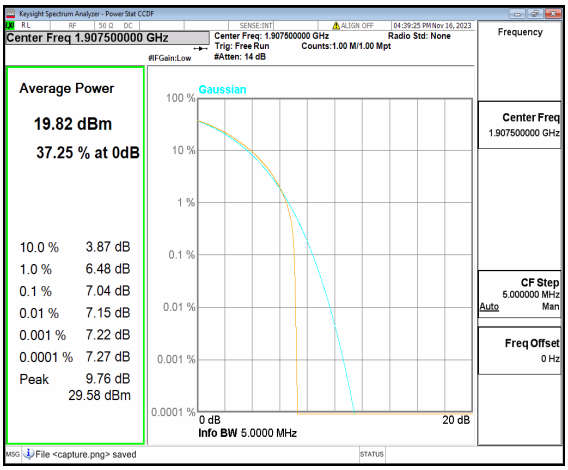

n2 5M CP-OFDM QPSK Outer_Full High

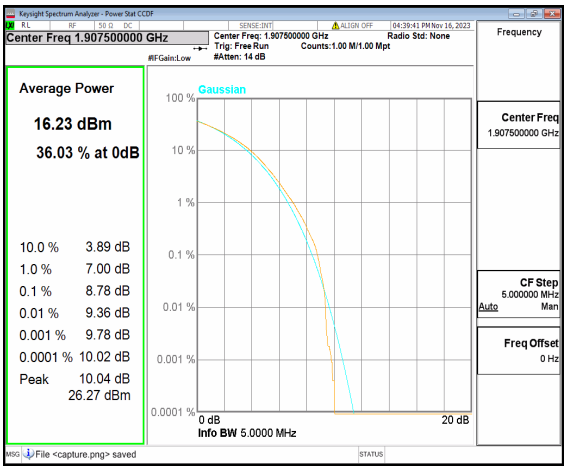

n2 5M CP-OFDM 256QAM Outer_Full High

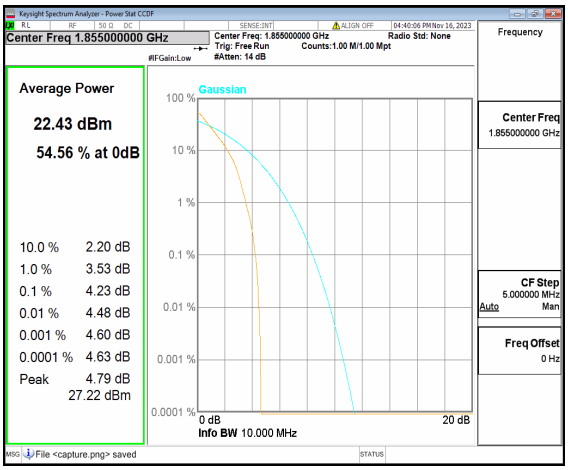

n2 10M DFT-s-OFDM BPSK Outer_Full Low

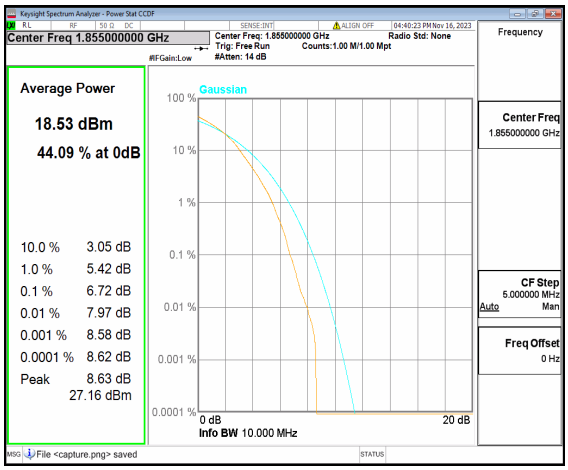

n2 10M DFT-s-OFDM 256QAM Outer_Full Low

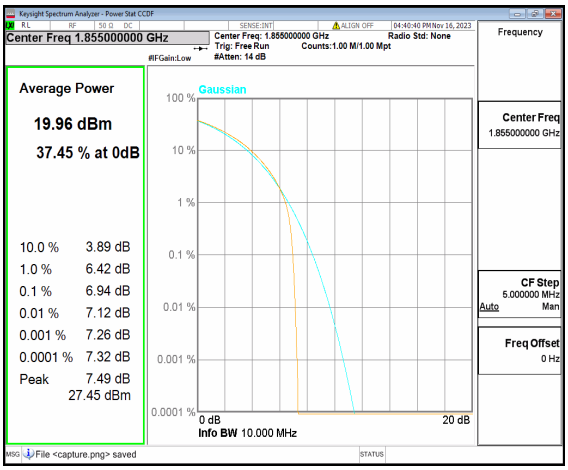

n2 10M CP-OFDM QPSK Outer_Full Low

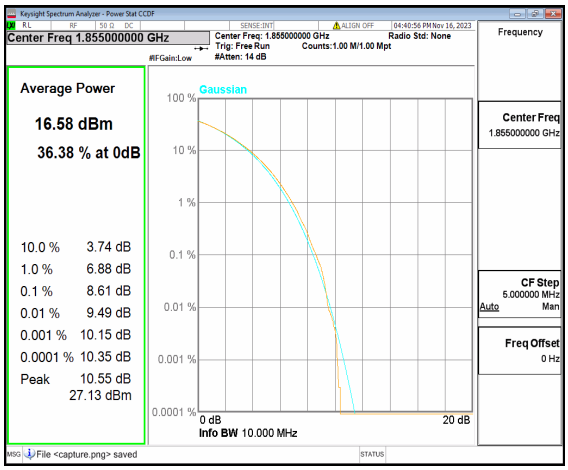

n2 10M CP-OFDM 256QAM Outer_Full Low

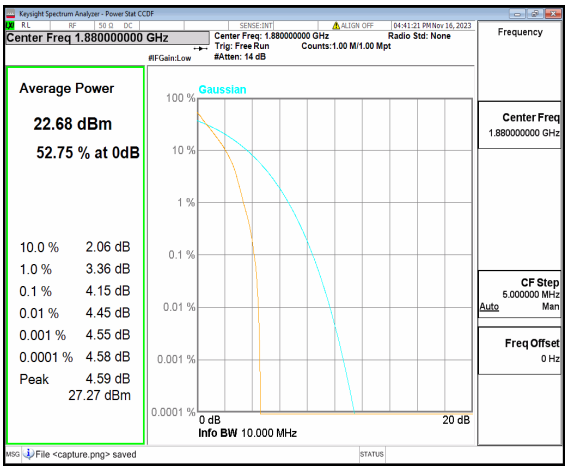

n2 10M DFT-s-OFDM BPSK Outer_Full Mid

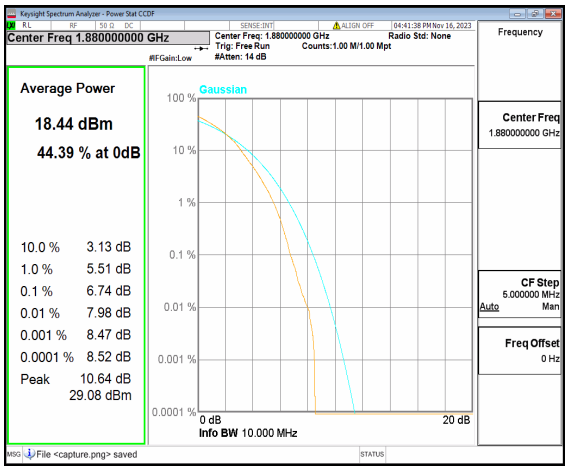

n2 10M DFT-s-OFDM 256QAM Outer_Full Mid

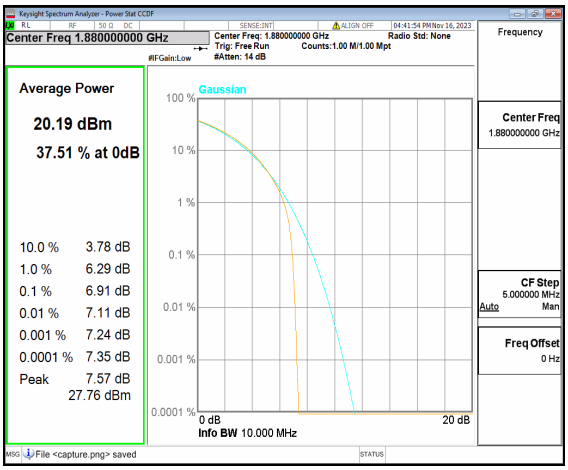

n2 10M CP-OFDM QPSK Outer_Full Mid

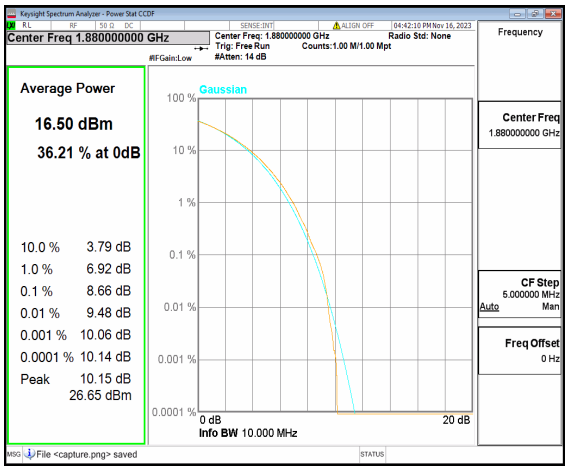

n2 10M CP-OFDM 256QAM Outer_Full Mid

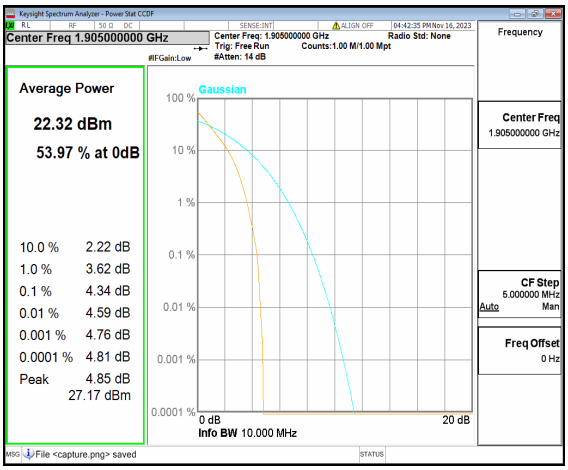

n2 10M DFT-s-OFDM BPSK Outer_Full High

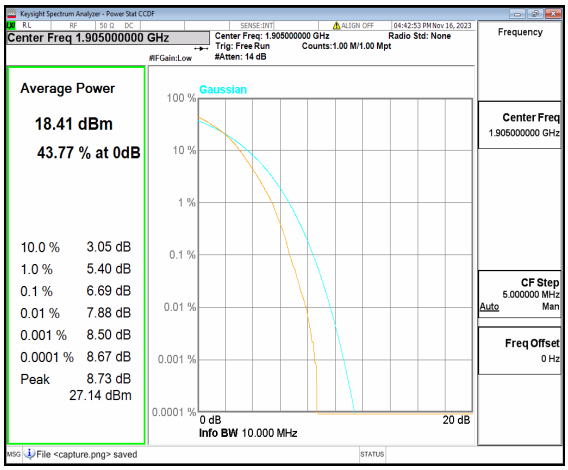

n2 10M DFT-s-OFDM 256QAM Outer_Full High

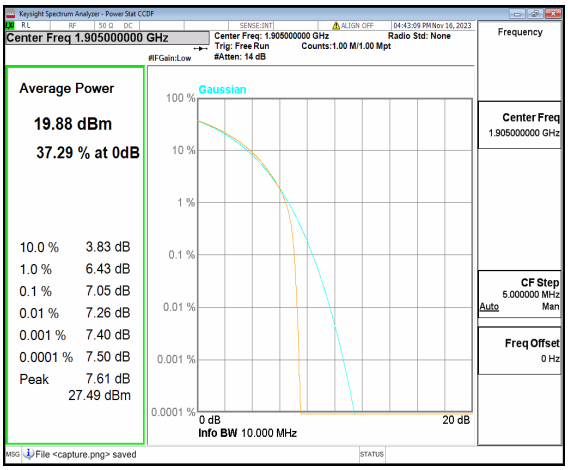

n2 10M CP-OFDM QPSK Outer_Full High

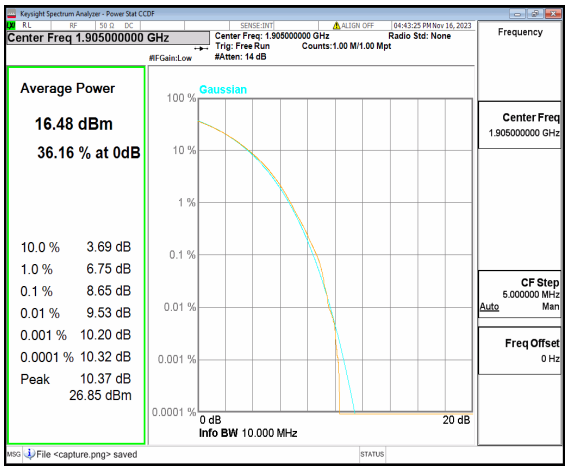

n2 10M CP-OFDM 256QAM Outer_Full High

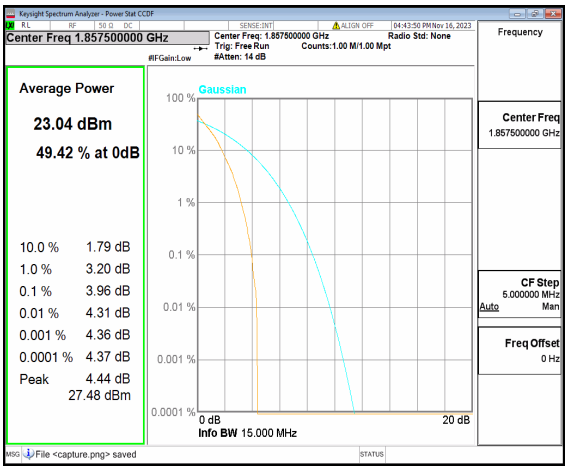

n2 15M DFT-s-OFDM BPSK Outer_Full Low

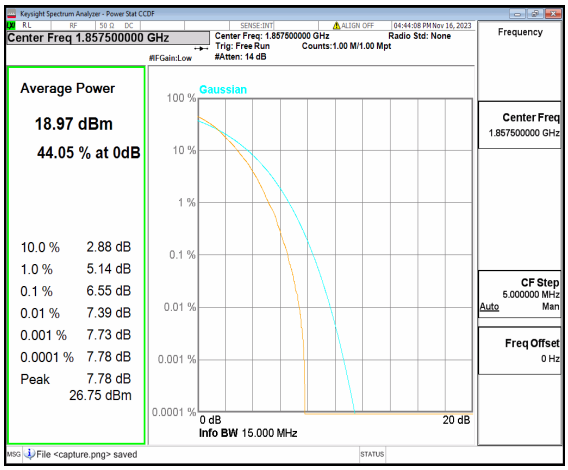

n2 15M DFT-s-OFDM 256QAM Outer_Full Low

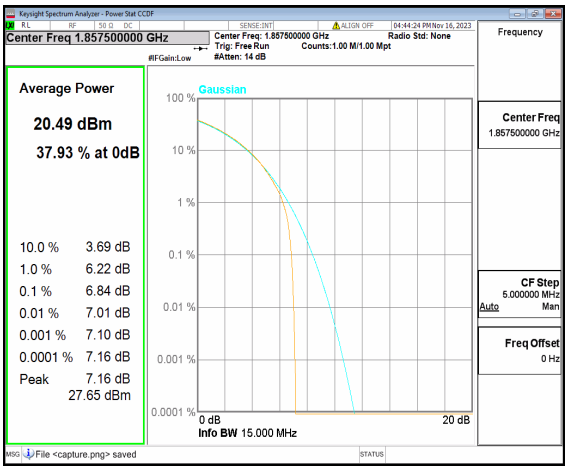

n2 15M CP-OFDM QPSK Outer_Full Low

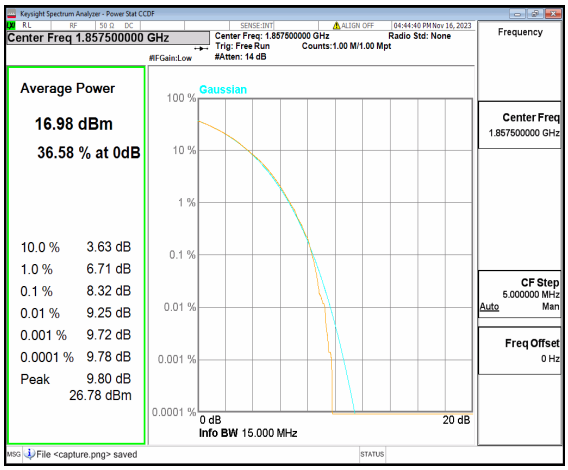

n2 15M CP-OFDM 256QAM Outer_Full Low

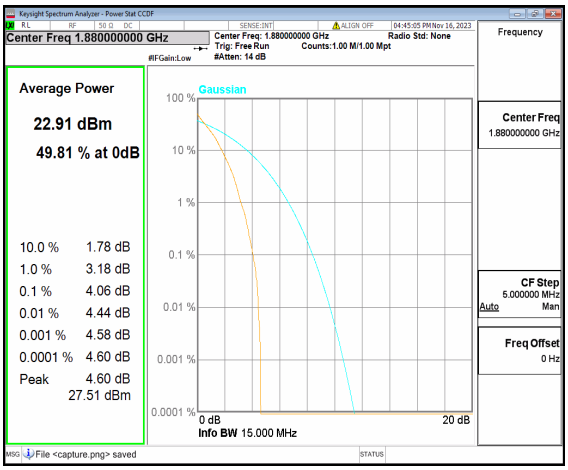

n2 15M DFT-s-OFDM BPSK Outer_Full Mid

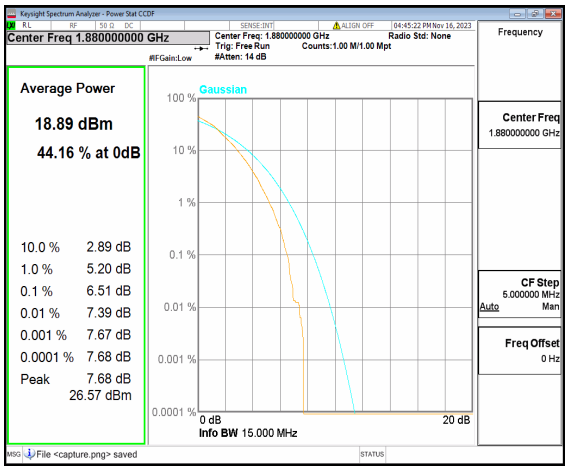

n2 15M DFT-s-OFDM 256QAM Outer_Full Mid

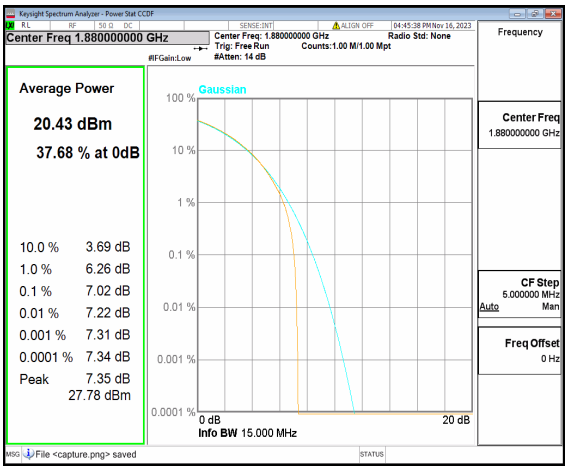

n2 15M CP-OFDM QPSK Outer_Full Mid

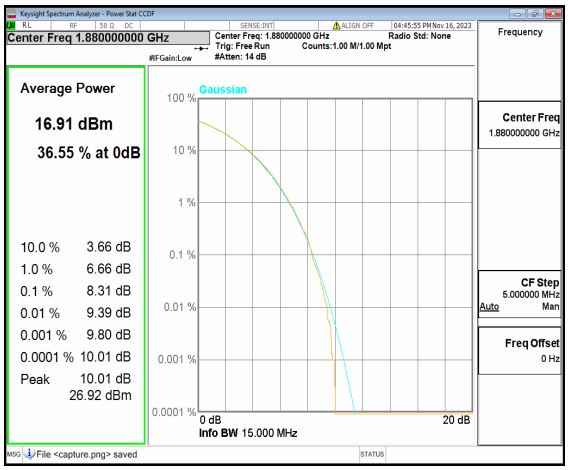

n2 15M CP-OFDM 256QAM Outer_Full Mid

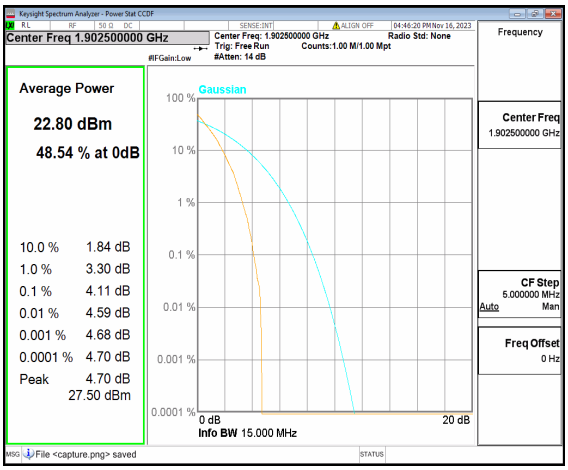

n2 15M DFT-s-OFDM BPSK Outer_Full High

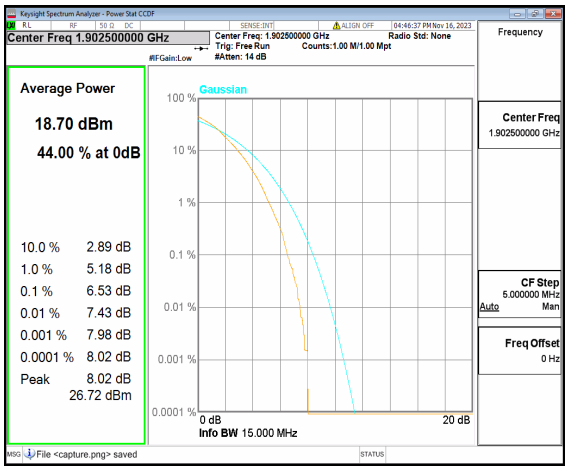

n2 15M DFT-s-OFDM 256QAM Outer_Full High

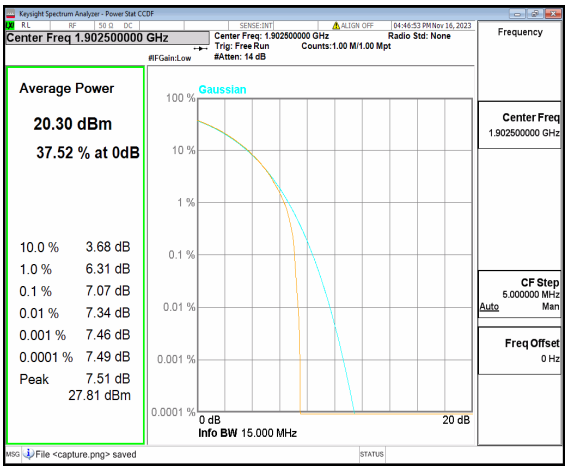

n2 15M CP-OFDM QPSK Outer_Full High

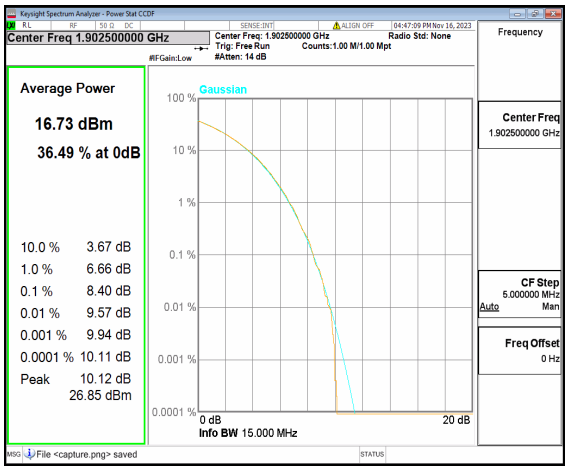

n2 15M CP-OFDM 256QAM Outer_Full High

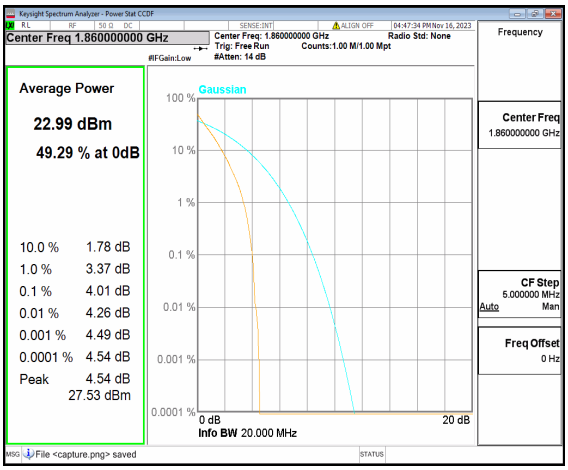

n2 20M DFT-s-OFDM BPSK Outer_Full Low

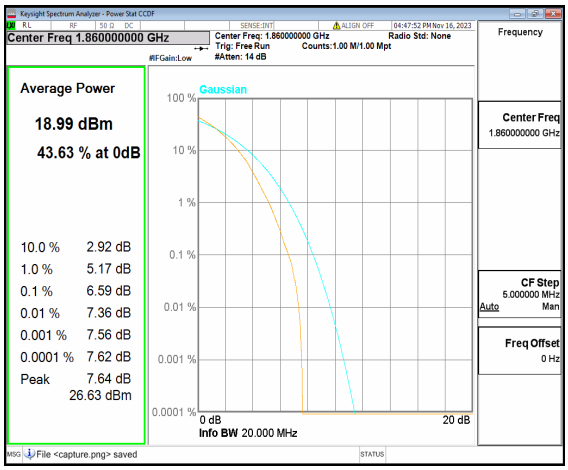

n2 20M DFT-s-OFDM 256QAM Outer_Full Low

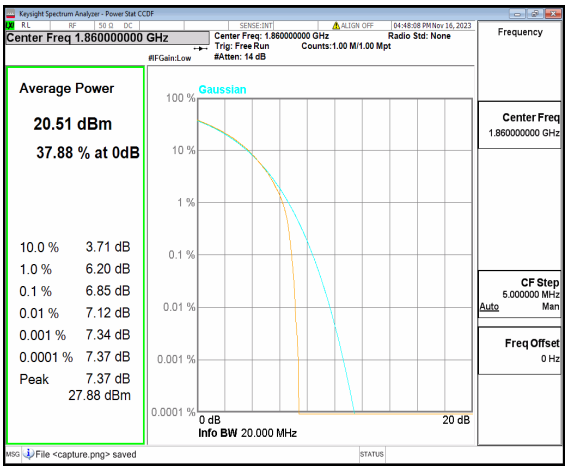

n2 20M CP-OFDM QPSK Outer_Full Low

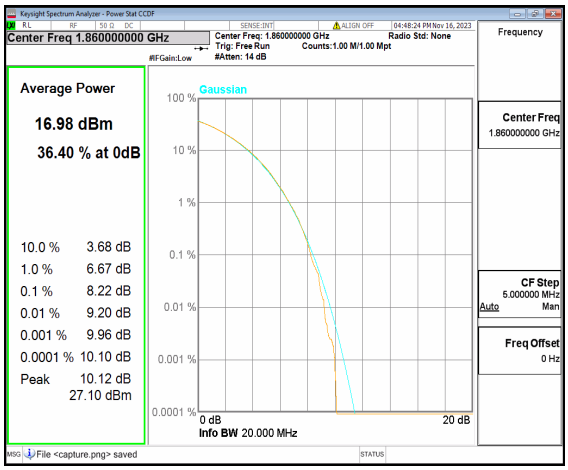

n2 20M CP-OFDM 256QAM Outer_Full Low

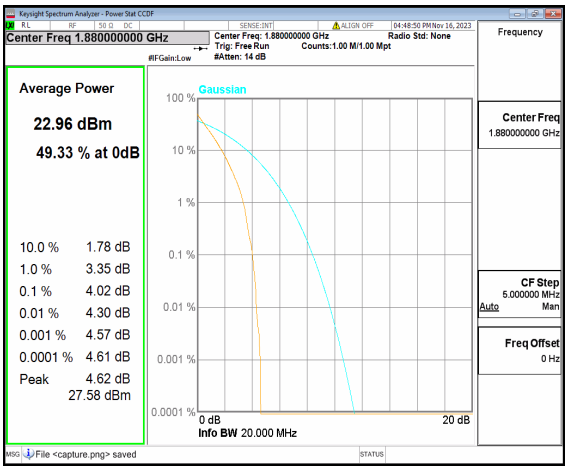

n2 20M DFT-s-OFDM BPSK Outer_Full Mid

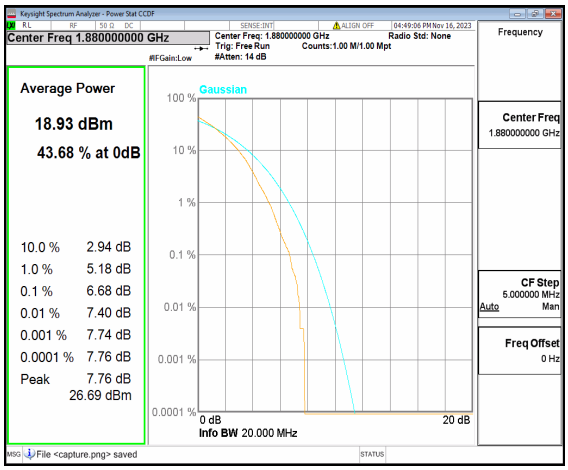

n2 20M DFT-s-OFDM 256QAM Outer_Full Mid

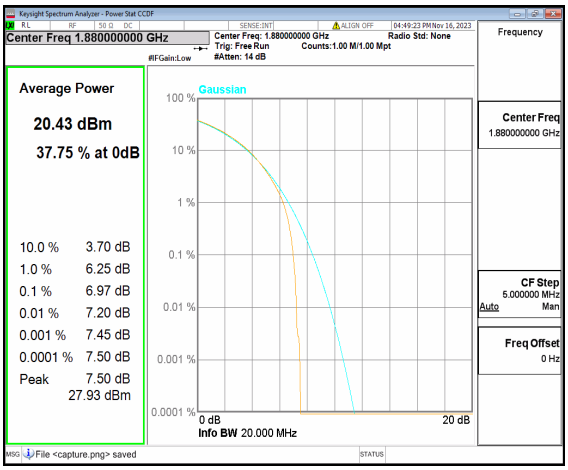

n2 20M CP-OFDM QPSK Outer_Full Mid

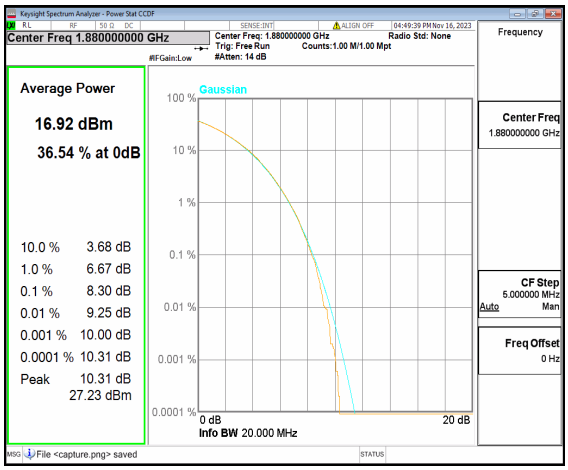

n2 20M CP-OFDM 256QAM Outer_Full Mid

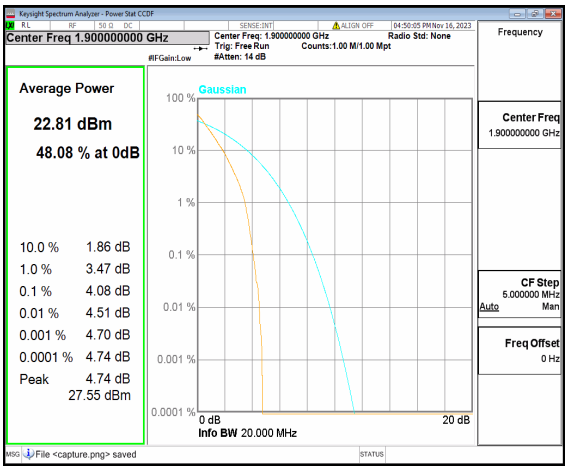

n2 20M DFT-s-OFDM BPSK Outer_Full High

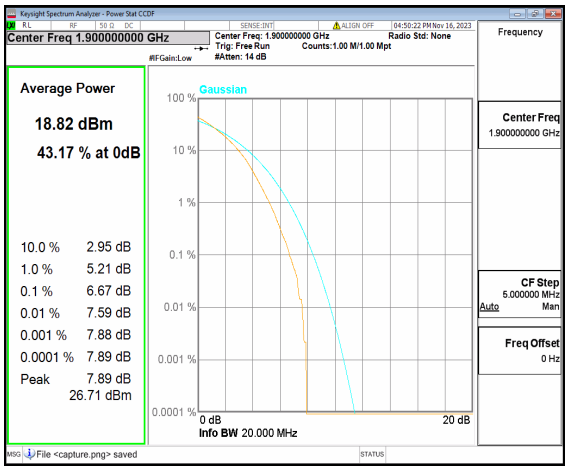

n2 20M DFT-s-OFDM 256QAM Outer_Full High

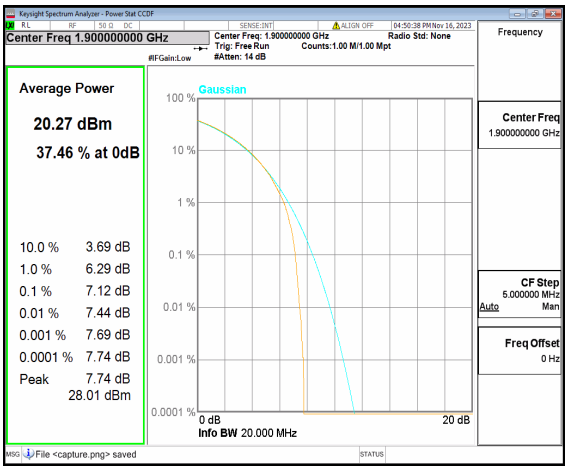

n2 20M CP-OFDM QPSK Outer_Full High

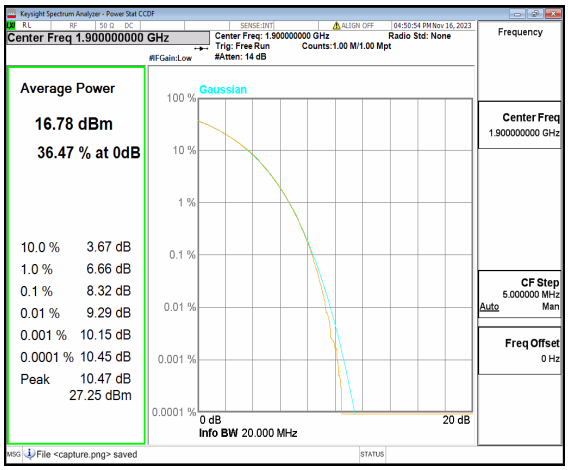

n2 20M CP-OFDM 256QAM Outer_Full High

Band	SCS (KHz)	BW (MHz)	ARFCN	Modulation	RB	Result (dB)	Limit (dB)	Verdict
n25	15	5	370500	DFT-s-OFDM PI/2 BPSK	25/0	4.35	13	PASS
n25	15	5	370500	DFT-s-OFDM 256QAM	25/0	6.45	13	PASS
n25	15	5	370500	CP-OFDM QPSK	25/0	7.07	13	PASS
n25	15	5	370500	CP-OFDM 256QAM	25/0	8.65	13	PASS
n25	15	5	376500	DFT-s-OFDM PI/2 BPSK	25/0	3.99	13	PASS
n25	15	5	376500	DFT-s-OFDM 256QAM	25/0	6.5	13	PASS
n25	15	5	376500	CP-OFDM QPSK	25/0	6.51	13	PASS
n25	15	5	376500	CP-OFDM 256QAM	25/0	8.57	13	PASS
n25	15	5	382500	DFT-s-OFDM PI/2 BPSK	25/0	3.9	13	PASS
n25	15	5	382500	DFT-s-OFDM 256QAM	25/0	6.42	13	PASS
n25	15	5	382500	CP-OFDM QPSK	25/0	6.57	13	PASS
n25	15	5	382500	CP-OFDM 256QAM	25/0	8.54	13	PASS
n25	15	10	371000	DFT-s-OFDM PI/2 BPSK	50/0	4.23	13	PASS
n25	15	10	371000	DFT-s-OFDM 256QAM	50/0	6.53	13	PASS
n25	15	10	371000	CP-OFDM QPSK	52/0	7.27	13	PASS
n25	15	10	371000	CP-OFDM 256QAM	52/0	8.66	13	PASS
n25	15	10	376500	DFT-s-OFDM PI/2 BPSK	50/0	4.18	13	PASS
n25	15	10	376500	DFT-s-OFDM 256QAM	50/0	6.8	13	PASS
n25	15	10	376500	CP-OFDM QPSK	52/0	6.75	13	PASS

n25	15	10	376500	CP-OFDM 256QAM	52/0	8.58	13	PASS
n25	15	10	382000	DFT-s-OFDM PI/2 BPSK	50/0	4.01	13	PASS
n25	15	10	382000	DFT-s-OFDM 256QAM	50/0	6.6	13	PASS
n25	15	10	382000	CP-OFDM QPSK	52/0	7.04	13	PASS
n25	15	10	382000	CP-OFDM 256QAM	52/0	8.65	13	PASS
n25	15	15	371500	DFT-s-OFDM PI/2 BPSK	75/0	4.01	13	PASS
n25	15	15	371500	DFT-s-OFDM 256QAM	75/0	6.46	13	PASS
n25	15	15	371500	CP-OFDM QPSK	79/0	6.88	13	PASS
n25	15	15	371500	CP-OFDM 256QAM	79/0	8.29	13	PASS
n25	15	15	376500	DFT-s-OFDM PI/2 BPSK	75/0	3.73	13	PASS
n25	15	15	376500	DFT-s-OFDM 256QAM	75/0	6.47	13	PASS
n25	15	15	376500	CP-OFDM QPSK	79/0	6.35	13	PASS
n25	15	15	376500	CP-OFDM 256QAM	79/0	8.33	13	PASS
n25	15	15	381500	DFT-s-OFDM PI/2 BPSK	75/0	3.74	13	PASS
n25	15	15	381500	DFT-s-OFDM 256QAM	75/0	6.47	13	PASS
n25	15	15	381500	CP-OFDM QPSK	79/0	6.58	13	PASS
n25	15	15	381500	CP-OFDM 256QAM	79/0	8.32	13	PASS
n25	15	20	372000	DFT-s-OFDM PI/2 BPSK	100/0	3.98	13	PASS
n25	15	20	372000	DFT-s-OFDM 256QAM	100/0	6.52	13	PASS
n25	15	20	372000	CP-OFDM QPSK	106/0	6.84	13	PASS

n25	15	20	372000	CP-OFDM 256QAM	106/0	8.42	13	PASS
n25	15	20	376500	DFT-s-OFDM PI/2 BPSK	100/0	3.69	13	PASS
n25	15	20	376500	DFT-s-OFDM 256QAM	100/0	6.59	13	PASS
n25	15	20	376500	CP-OFDM QPSK	106/0	6.5	13	PASS
n25	15	20	376500	CP-OFDM 256QAM	106/0	8.42	13	PASS
n25	15	20	381000	DFT-s-OFDM PI/2 BPSK	100/0	3.82	13	PASS
n25	15	20	381000	DFT-s-OFDM 256QAM	100/0	6.64	13	PASS
n25	15	20	381000	CP-OFDM QPSK	106/0	6.77	13	PASS
n25	15	20	381000	CP-OFDM 256QAM	106/0	8.31	13	PASS

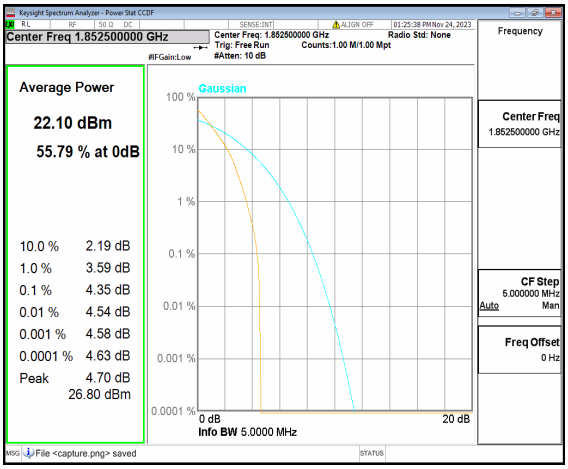

n25 5M DFT-s-OFDM BPSK Outer_Full Low

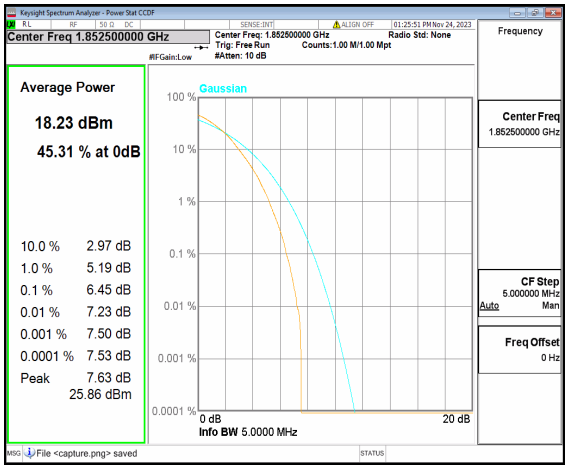

n25 5M DFT-s-OFDM 256QAM Outer_Full Low

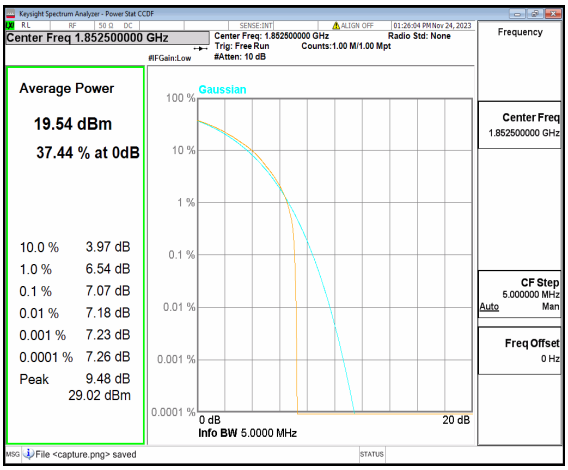

n25 5M CP-OFDM QPSK Outer_Full Low

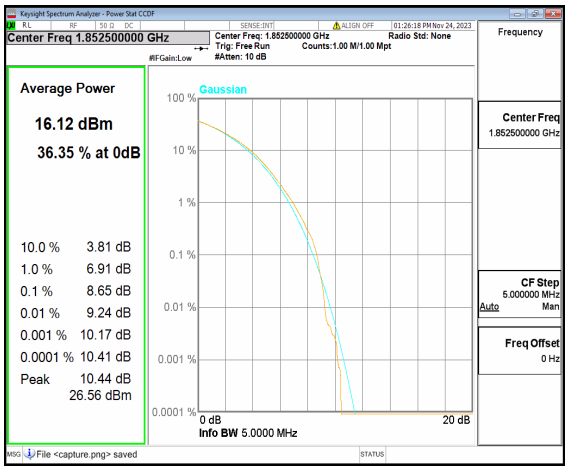

n25 5M CP-OFDM 256QAM Outer_Full Low

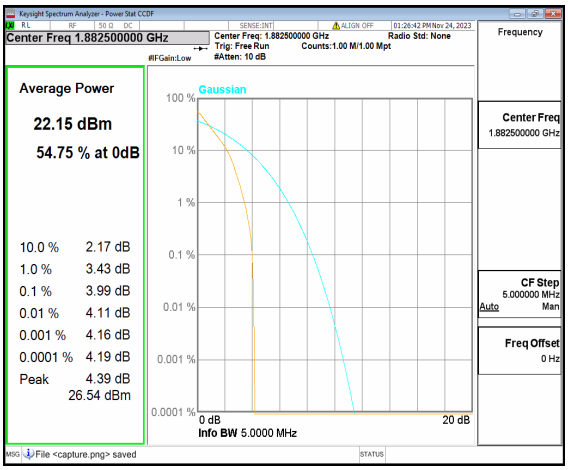

n25 5M DFT-s-OFDM BPSK Outer_Full Mid

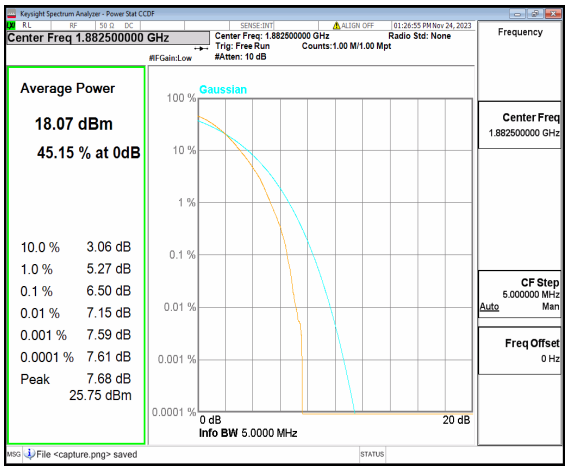

n25 5M DFT-s-OFDM 256QAM Outer_Full Mid

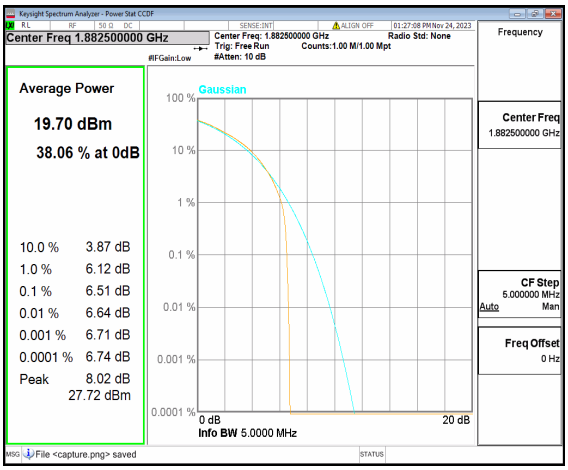

n25 5M CP-OFDM QPSK Outer_Full Mid

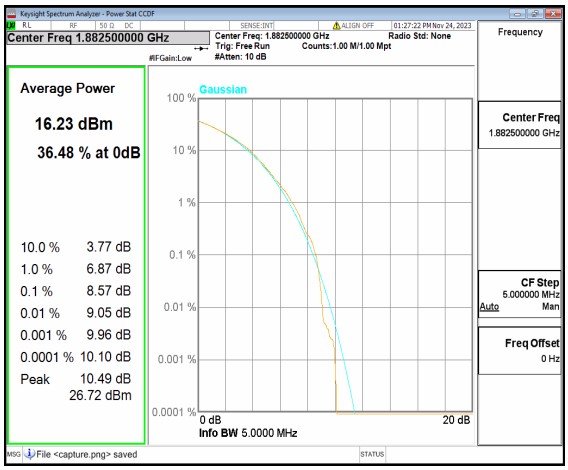

n25 5M CP-OFDM 256QAM Outer_Full Mid

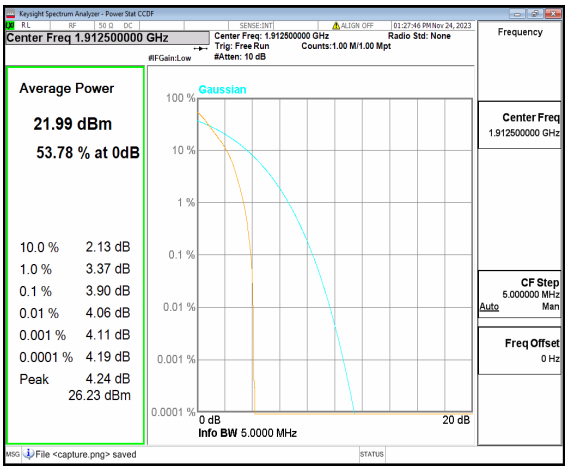

n25 5M DFT-s-OFDM BPSK Outer_Full High

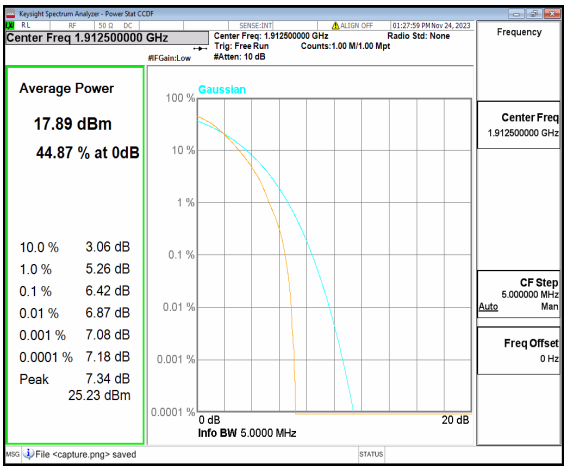

n25 5M DFT-s-OFDM 256QAM Outer_Full High

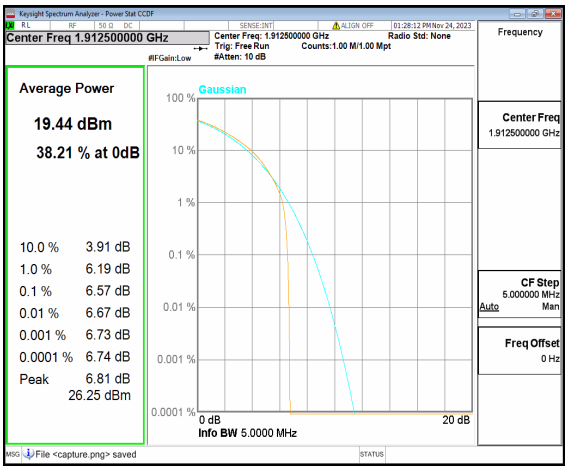

n25 5M CP-OFDM QPSK Outer_Full High

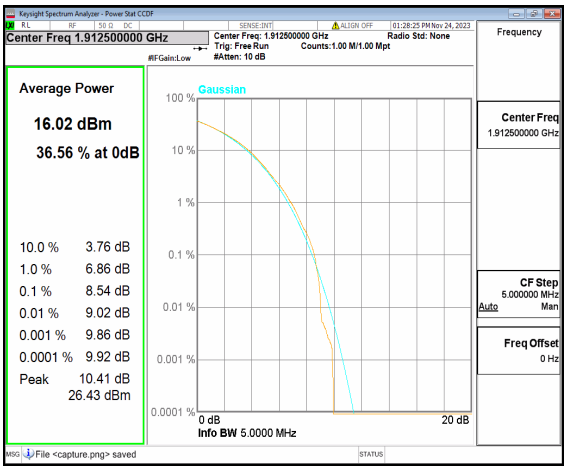

n25 5M CP-OFDM 256QAM Outer_Full High

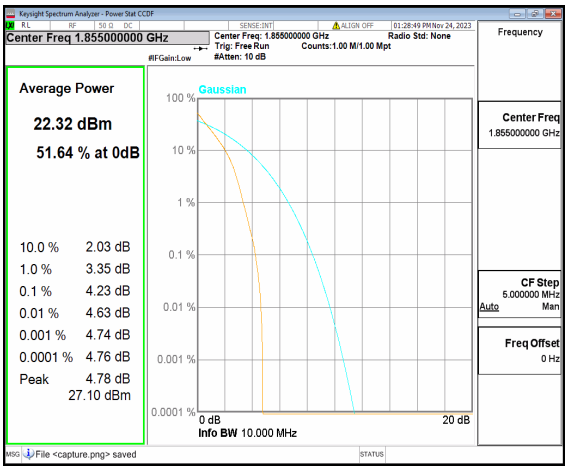

n25 10M DFT-s-OFDM BPSK Outer_Full Low

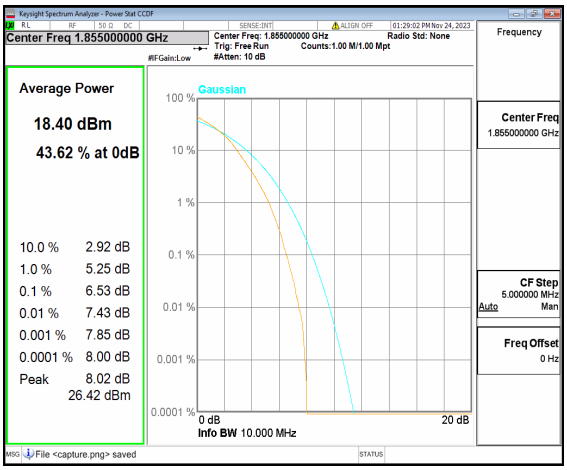

n25 10M DFT-s-OFDM 256QAM Outer_Full Low

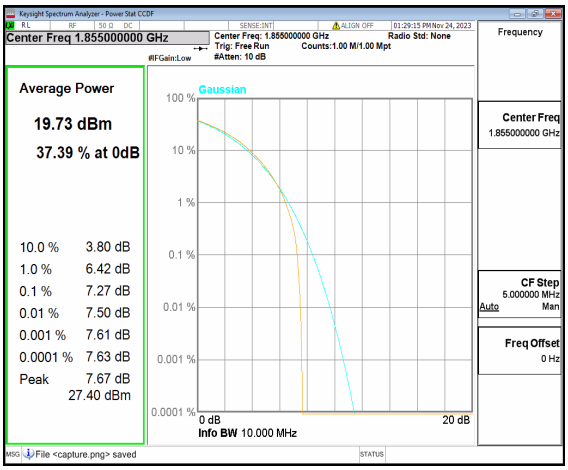

n25 10M CP-OFDM QPSK Outer_Full Low

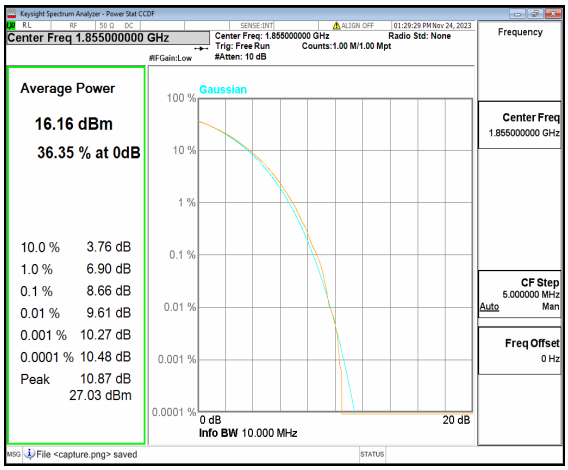

n25 10M CP-OFDM 256QAM Outer_Full Low

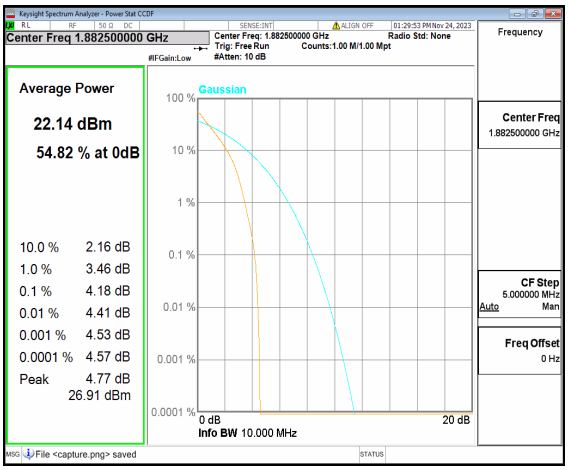

n25 10M DFT-s-OFDM BPSK Outer_Full Mid

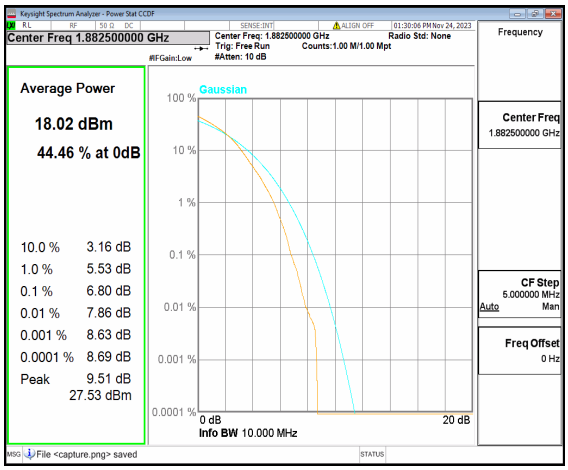

n25 10M DFT-s-OFDM 256QAM Outer_Full Mid

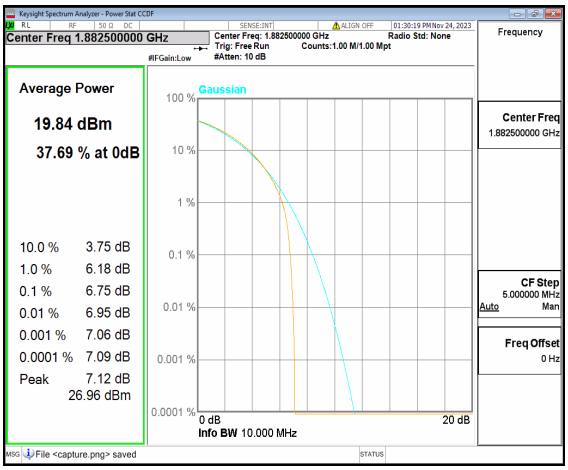

n25 10M CP-OFDM QPSK Outer_Full Mid

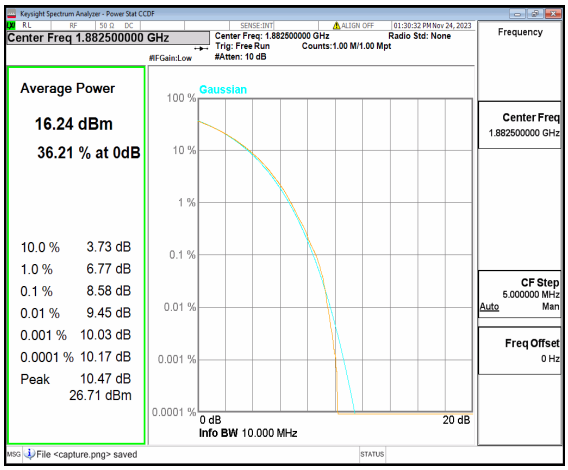

n25 10M CP-OFDM 256QAM Outer_Full Mid

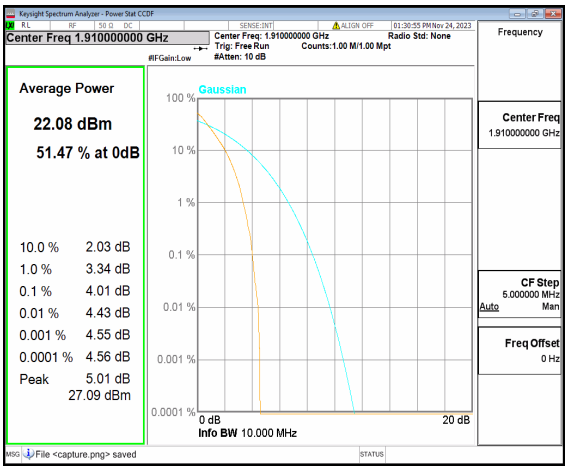

n25 10M DFT-s-OFDM BPSK Outer_Full High

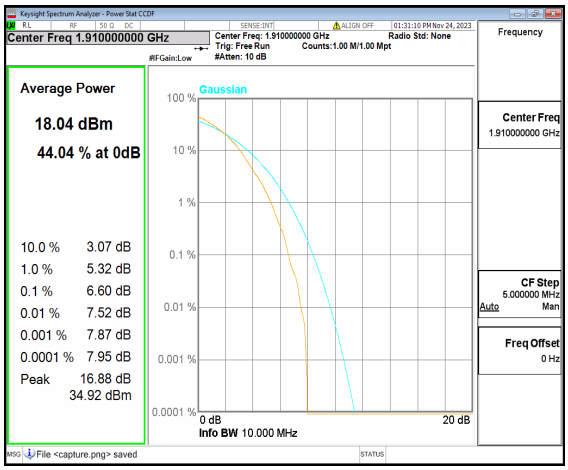

n25 10M DFT-s-OFDM 256QAM Outer_Full High

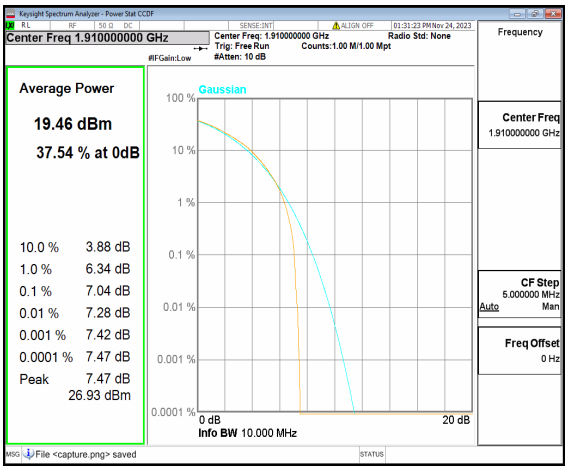

n25 10M CP-OFDM QPSK Outer_Full High

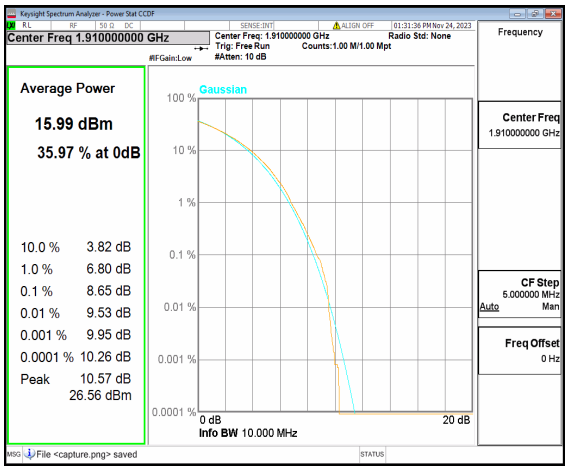

n25 10M CP-OFDM 256QAM Outer_Full High

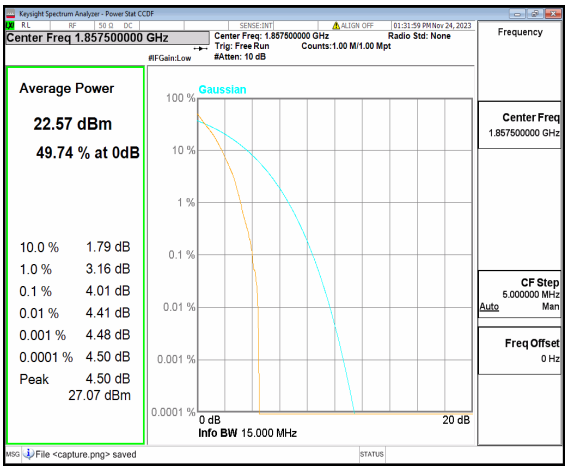

n25 15M DFT-s-OFDM BPSK Outer_Full Low

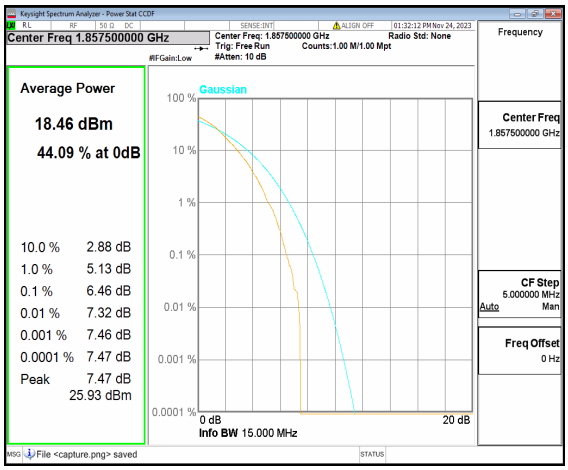

n25 15M DFT-s-OFDM 256QAM Outer_Full Low

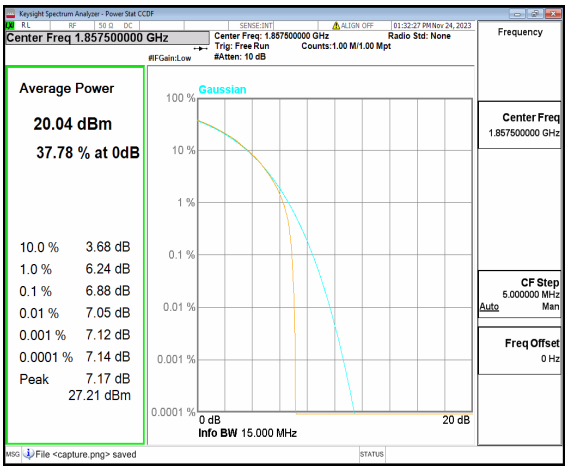

n25 15M CP-OFDM QPSK Outer_Full Low

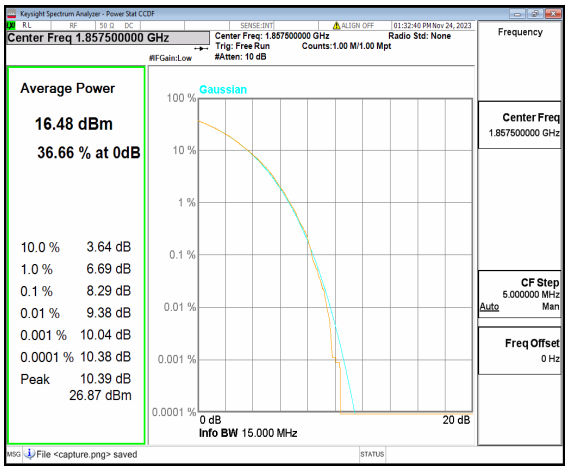

n25 15M CP-OFDM 256QAM Outer_Full Low

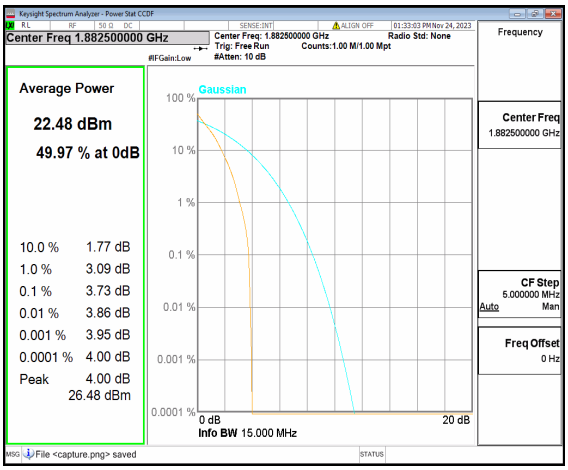

n25 15M DFT-s-OFDM BPSK Outer_Full Mid

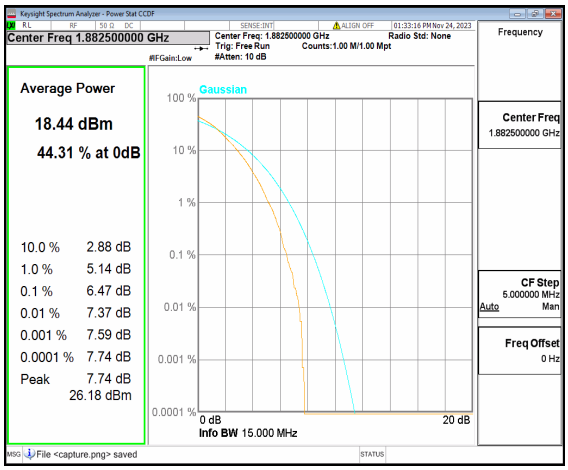

n25 15M DFT-s-OFDM 256QAM Outer_Full Mid

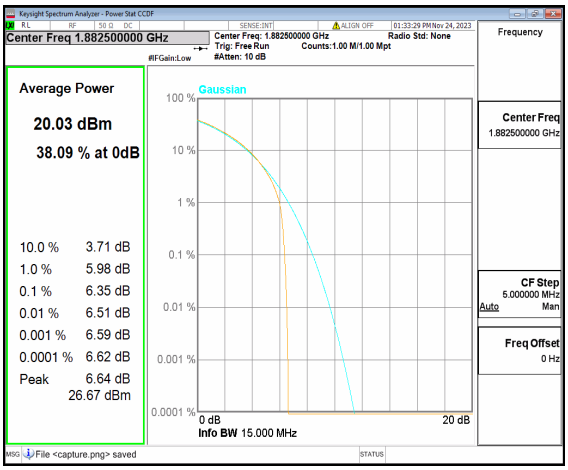

n25 15M CP-OFDM QPSK Outer_Full Mid

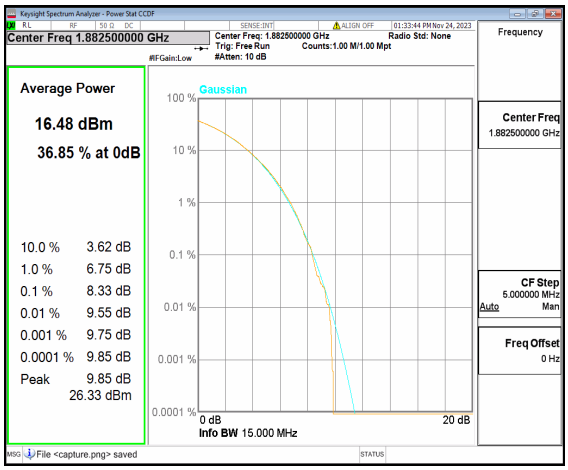

n25 15M CP-OFDM 256QAM Outer_Full Mid

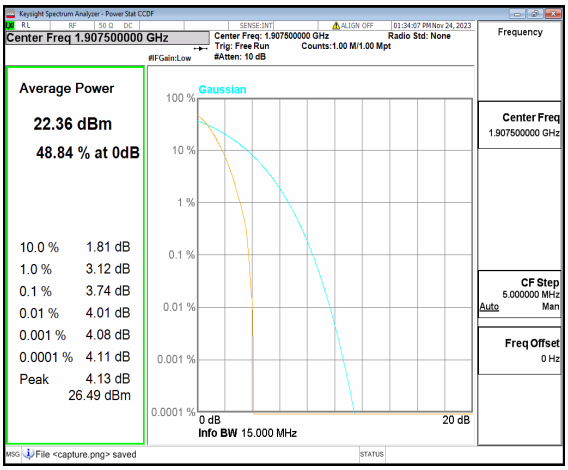

n25 15M DFT-s-OFDM BPSK Outer_Full High

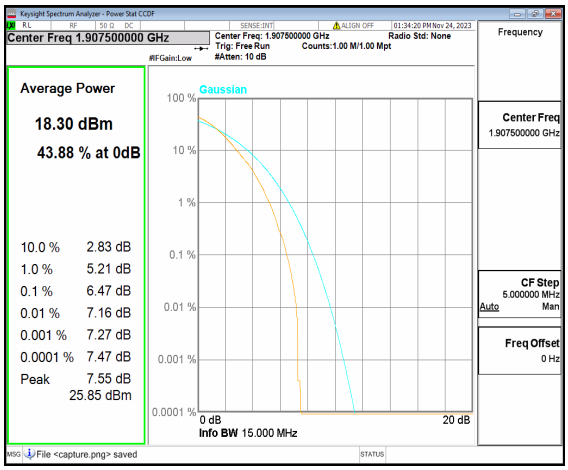

n25 15M DFT-s-OFDM 256QAM Outer_Full High

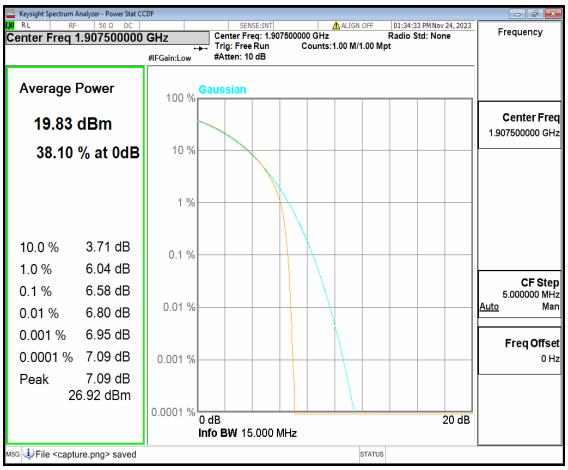

n25 15M CP-OFDM QPSK Outer_Full High

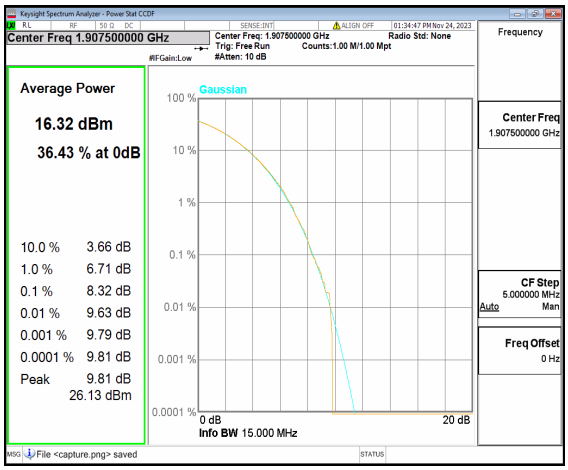

n25 15M CP-OFDM 256QAM Outer_Full High

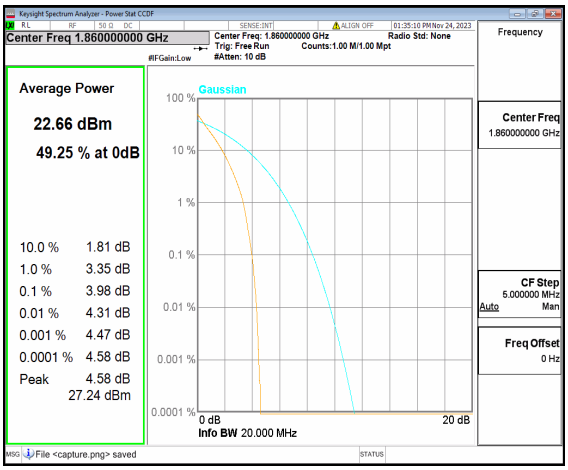

n25 20M DFT-s-OFDM BPSK Outer_Full Low

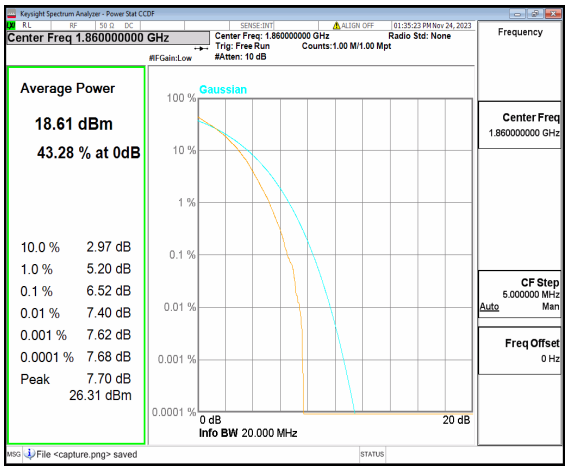

n25 20M DFT-s-OFDM 256QAM Outer_Full Low

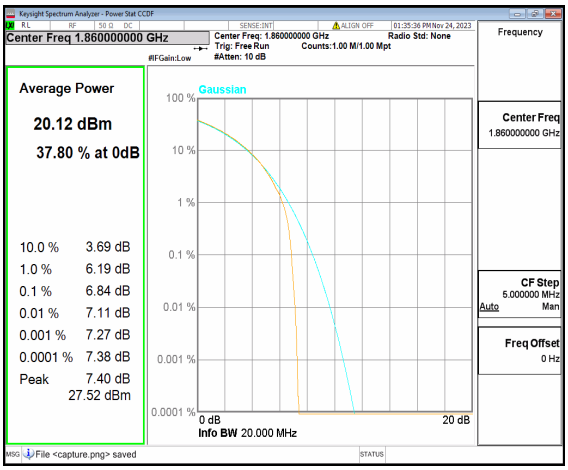

n25 20M CP-OFDM QPSK Outer_Full Low

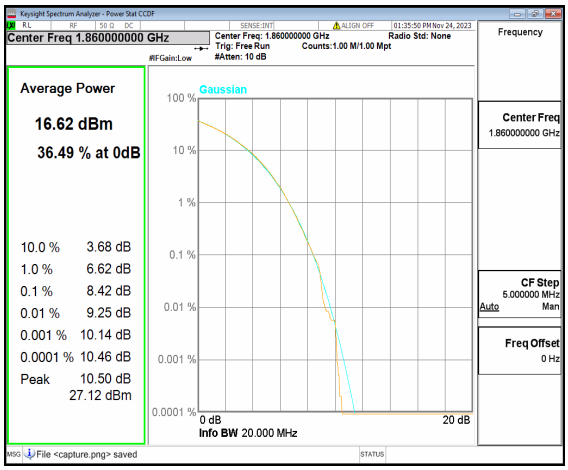

n25 20M CP-OFDM 256QAM Outer_Full Low

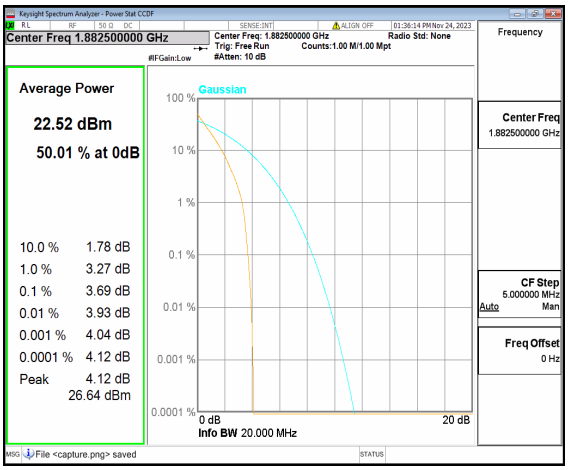

n25 20M DFT-s-OFDM BPSK Outer_Full Mid

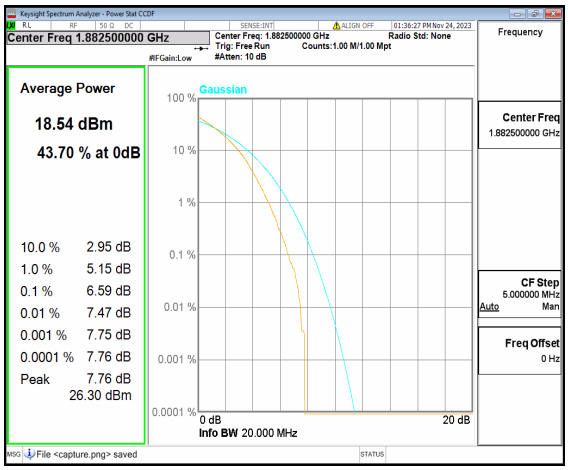

n25 20M DFT-s-OFDM 256QAM Outer_Full Mid

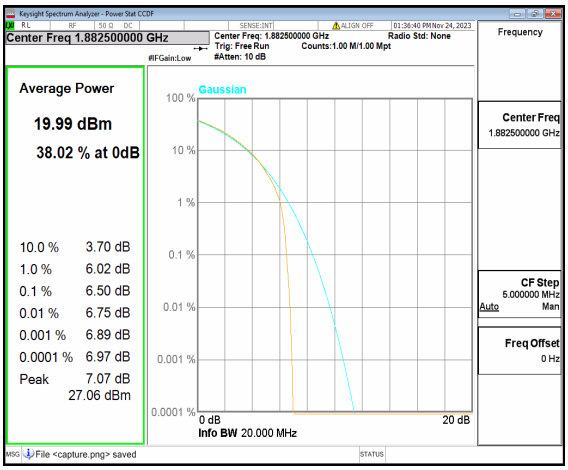

n25 20M CP-OFDM QPSK Outer_Full Mid

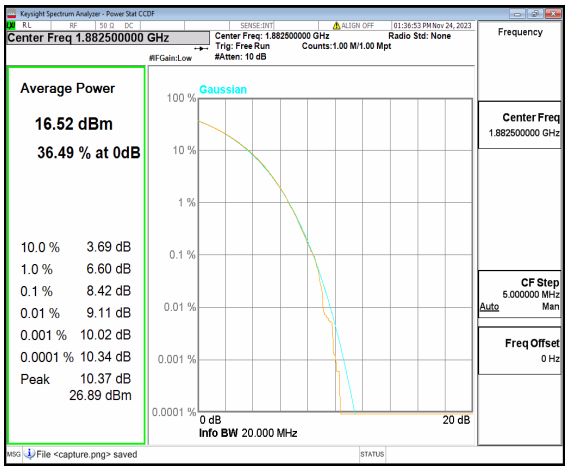

n25 20M CP-OFDM 256QAM Outer_Full Mid

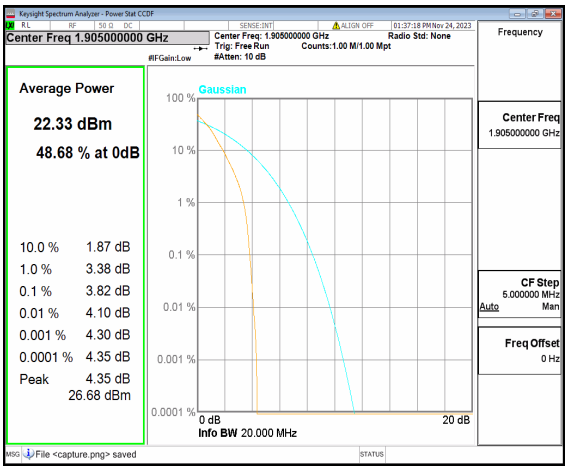

n25 20M DFT-s-OFDM BPSK Outer_Full High

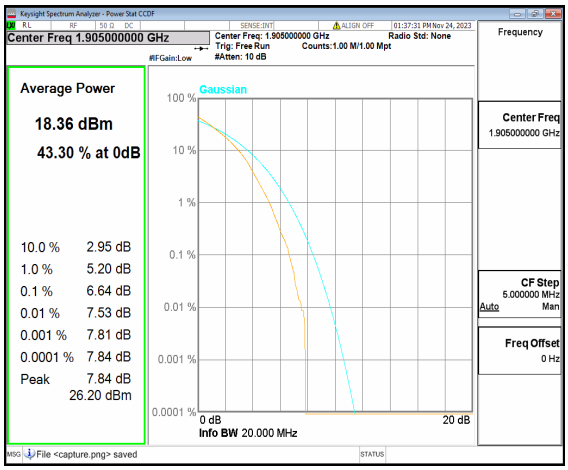

n25 20M DFT-s-OFDM 256QAM Outer_Full High

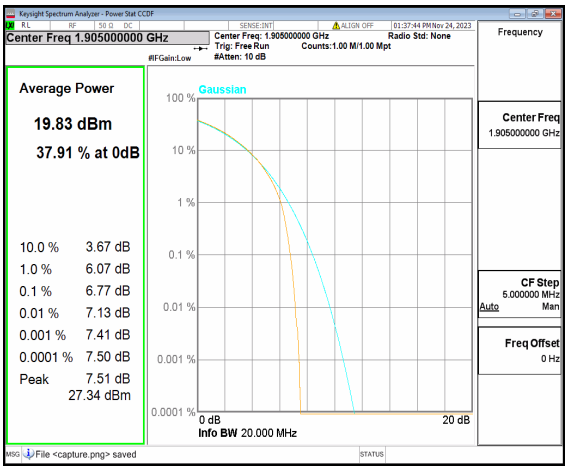

n25 20M CP-OFDM QPSK Outer_Full High

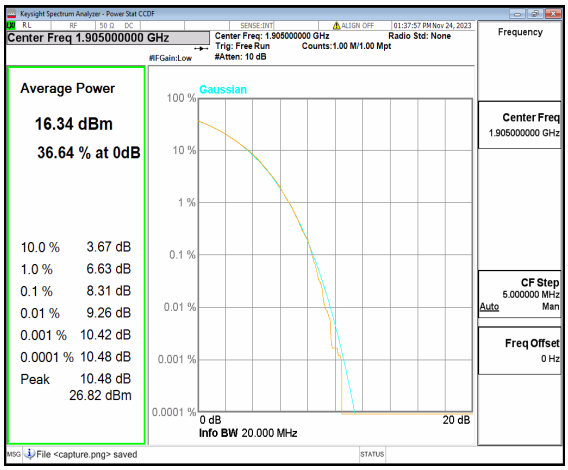

n25 20M CP-OFDM 256QAM Outer_Full High

Band	SCS (KHz)	BW (MHz)	ARFCN	Modulation	RB	Result (dB)	Limit (dB)	Verdict
n48	30	10	637000	DFT-s-OFDM PI/2 BPSK	24/0	4.26	13	PASS
n48	30	10	637000	DFT-s-OFDM 256QAM	24/0	6.97	13	PASS
n48	30	10	637000	CP-OFDM QPSK	24/0	7.05	13	PASS
n48	30	10	637000	CP-OFDM 256QAM	24/0	8.35	13	PASS
n48	30	10	641666	DFT-s-OFDM PI/2 BPSK	24/0	4.43	13	PASS
n48	30	10	641666	DFT-s-OFDM 256QAM	24/0	6.88	13	PASS
n48	30	10	641666	CP-OFDM QPSK	24/0	7.45	13	PASS
n48	30	10	641666	CP-OFDM 256QAM	24/0	8.33	13	PASS
n48	30	10	646332	DFT-s-OFDM PI/2 BPSK	24/0	4.24	13	PASS
n48	30	10	646332	DFT-s-OFDM 256QAM	24/0	6.74	13	PASS
n48	30	10	646332	CP-OFDM QPSK	24/0	7.26	13	PASS
n48	30	10	646332	CP-OFDM 256QAM	24/0	8.21	13	PASS
n48	30	20	637334	DFT-s-OFDM PI/2 BPSK	50/0	4.2	13	PASS
n48	30	20	637334	DFT-s-OFDM 256QAM	50/0	6.65	13	PASS
n48	30	20	637334	CP-OFDM QPSK	51/0	6.83	13	PASS
n48	30	20	637334	CP-OFDM 256QAM	51/0	8.17	13	PASS
n48	30	20	641666	DFT-s-OFDM PI/2 BPSK	50/0	4.5	13	PASS
n48	30	20	641666	DFT-s-OFDM 256QAM	50/0	6.51	13	PASS
n48	30	20	641666	CP-OFDM QPSK	51/0	7.27	13	PASS

n48	30	20	641666	CP-OFDM 256QAM	51/0	8.2	13	PASS
n48	30	20	646000	DFT-s-OFDM PI/2 BPSK	50/0	4.38	13	PASS
n48	30	20	646000	DFT-s-OFDM 256QAM	50/0	6.44	13	PASS
n48	30	20	646000	CP-OFDM QPSK	51/0	7	13	PASS
n48	30	20	646000	CP-OFDM 256QAM	51/0	7.91	13	PASS
n48	30	30	637668	DFT-s-OFDM PI/2 BPSK	75/0	3.57	13	PASS
n48	30	30	637668	DFT-s-OFDM 256QAM	75/0	6.38	13	PASS
n48	30	30	637668	CP-OFDM QPSK	78/0	6.65	13	PASS
n48	30	30	637668	CP-OFDM 256QAM	78/0	7.91	13	PASS
n48	30	30	641666	DFT-s-OFDM PI/2 BPSK	75/0	3.8	13	PASS
n48	30	30	641666	DFT-s-OFDM 256QAM	75/0	6.46	13	PASS
n48	30	30	641666	CP-OFDM QPSK	78/0	7.29	13	PASS
n48	30	30	641666	CP-OFDM 256QAM	78/0	8.01	13	PASS
n48	30	30	645666	DFT-s-OFDM PI/2 BPSK	75/0	4.32	13	PASS
n48	30	30	645666	DFT-s-OFDM 256QAM	75/0	6.49	13	PASS
n48	30	30	645666	CP-OFDM QPSK	78/0	6.86	13	PASS
n48	30	30	645666	CP-OFDM 256QAM	78/0	8.06	13	PASS
n48	30	40	638000	DFT-s-OFDM PI/2 BPSK	100/0	3.5	13	PASS
n48	30	40	638000	DFT-s-OFDM 256QAM	100/0	6.61	13	PASS
n48	30	40	638000	CP-OFDM QPSK	106/0	6.79	13	PASS