# Annex D Plots of Maximum SAR Test Results

Test Laboratory: Shenzhen Morlab Communications Technology Co., Ltd. Date: 2024/8/18

## WCDMA Band II_RMC 12.2Kbps_Top Side_10mm_Ch9400

Communication System: UID 0, UMTS-FDD (0); Frequency: 1880 MHz;Duty Cycle: 1:1
Medium: HSL_1900 Medium parameters used: f = 1880 MHz; $\sigma$ = 1.485 S/m; $\varepsilon_r$ = 40.159; $\rho$ = 1000 kg/m$^3$
Ambient Temperature：23.2 ℃; Liquid Temperature：22.4 ℃

DASY5 Configuration:
- Probe: EX3DV4 - SN7608; ConvF(7.73, 7.72, 7.11) @ 1880 MHz; Calibrated: 2024/3/21
- Sensor-Surface: 2mm (Mechanical Surface Detection)
- Electronics: DAE4 Sn1643; Calibrated: 2024/3/27
- Phantom: SAM 2; Type: QD000P40CC; Serial: TP:1464
- Measurement SW: DASY52, Version 52.10 (4); SEMCAD X Version 14.6.14 (7501)

**Ch9400/Area Scan (51x91x1):** Interpolated grid: dx=1.500 mm, dy=1.500 mm
Maximum value of SAR (interpolated) = 0.878 W/kg

**Ch9400/Zoom Scan (5x5x7)/Cube 0:** Measurement grid: dx=8mm, dy=8mm, dz=5mm
Reference Value = 16.52 V/m; Power Drift = -0.01 dB
Peak SAR (extrapolated) = 1.01 W/kg
**SAR(1 g) = 0.630 W/kg; SAR(10 g) = 0.386 W/kg**
Smallest distance from peaks to all points 3 dB below = 15.8 mm
Ratio of SAR at M2 to SAR at M1 = 62.8%
Maximum value of SAR (measured) = 0.817 W/kg

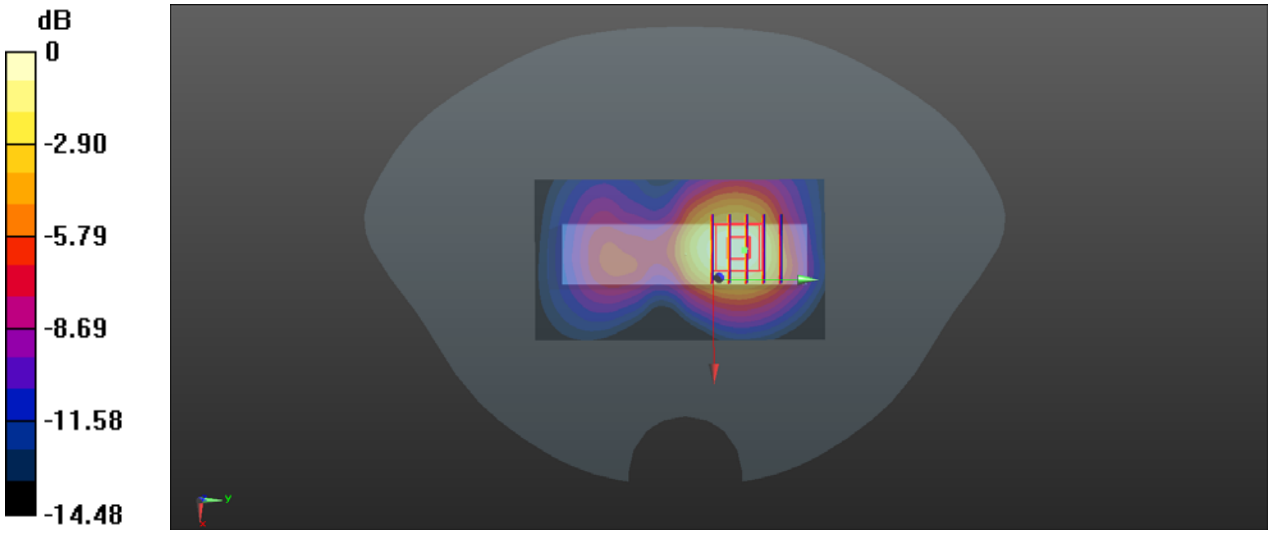


0 dB = 0.878 W/kg

Test Laboratory: Shenzhen Morlab Communications Technology Co., Ltd. Date: 2024/8/18

## WCDMA Band IV_RMC 12.2Kbps_Top Side_10mm_Ch1413

Communication System: UID 0, UMTS-FDD (0); Frequency: 1732.6 MHz;Duty Cycle: 1:1
Medium: HSL_1800 Medium parameters used: f = 1733 MHz; $\sigma$ = 1.312 S/m; $\varepsilon_r$ = 41.126; $\rho$ = 1000 kg/m$^3$
Ambient Temperature：23.2 ℃; Liquid Temperature：22.4 ℃

DASY5 Configuration:
- Probe: EX3DV4 - SN7608; ConvF(7.94, 7.98, 7.32)@ 1732.6 MHz; Calibrated: 2024/3/21
- Sensor-Surface: 2mm (Mechanical Surface Detection)
- Electronics: DAE4 Sn1643; Calibrated: 2024/3/27
- Phantom: SAM 2; Type: QD000P40CC; Serial: TP:1464
- Measurement SW: DASY52, Version 52.10 (4); SEMCAD X Version 14.6.14 (7501)

**Ch1413/Area Scan (51x91x1):** Interpolated grid: dx=1.500 mm, dy=1.500 mm
Maximum value of SAR (interpolated) = 0.794 W/kg

**Ch1413/Zoom Scan (5x5x7)/Cube 0:** Measurement grid: dx=8mm, dy=8mm, dz=5mm
Reference Value = 14.29 V/m; Power Drift = -0.03 dB
Peak SAR (extrapolated) = 0.897 W/kg
**SAR(1 g) = 0.618 W/kg; SAR(10 g) = 0.396 W/kg**
Smallest distance from peaks to all points 3 dB below = 17.9 mm
Ratio of SAR at M2 to SAR at M1 = 69.8%
Maximum value of SAR (measured) = 0.770 W/kg

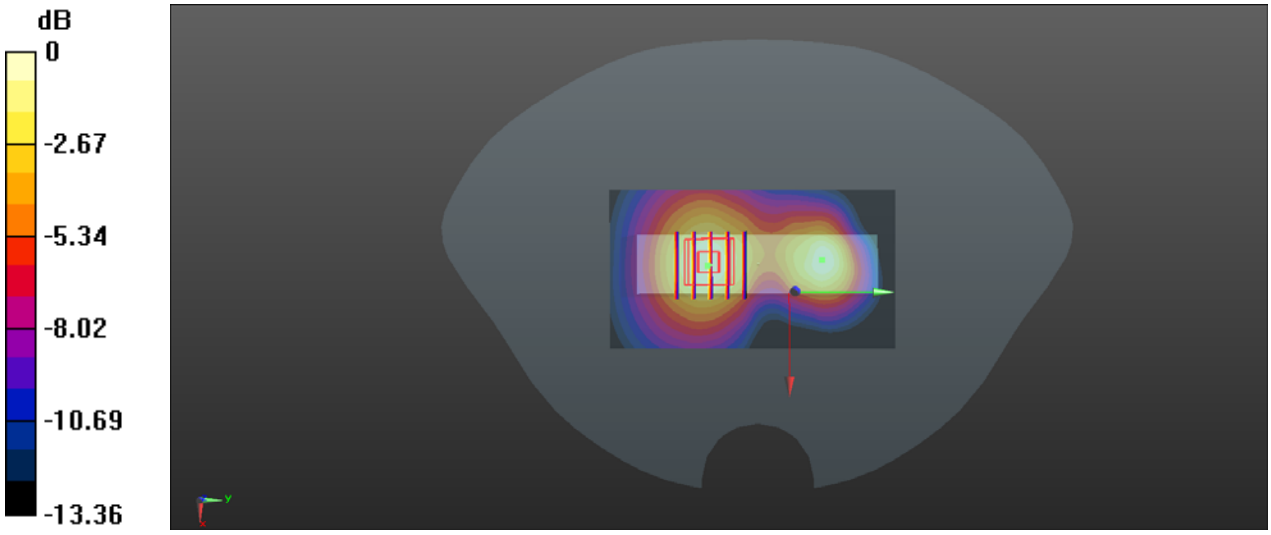


0 dB = 0.794 W/kg

Test Laboratory: Shenzhen Morlab Communications Technology Co., Ltd. Date: 2024/8/5

## WCDMA Band V_RMC 12.2Kbps_Back Side_10mm_Ch4182

Communication System: UID 0, UMTS-FDD (0); Frequency: 836.4 MHz;Duty Cycle: 1:1
Medium: HSL_900 Medium parameters used: f = 836.4 MHz; $\sigma$ = 0.874 S/m; $\varepsilon_r$ = 42.985; $\rho$ = 1000 kg/m$^3$
Ambient Temperature：23.2 ℃; Liquid Temperature：22.2 ℃

DASY5 Configuration:
- Probe: EX3DV4 - SN7608; ConvF(9.17, 9.05, 8.22) @ 836.4 MHz; Calibrated: 2024/3/21
- Sensor-Surface: 2mm (Mechanical Surface Detection)
- Electronics: DAE4 Sn1643; Calibrated: 2024/3/27
- Phantom: SAM 2; Type: QD000P40CC; Serial: TP:1464
- Measurement SW: DASY52, Version 52.10 (4); SEMCAD X Version 14.6.14 (7501)

**Ch4182/Area Scan (91x91x1):** Interpolated grid: dx=1.500 mm, dy=1.500 mm
Maximum value of SAR (interpolated) = 0.341 W/kg

**Ch4182/Zoom Scan (5x5x7)/Cube 0:** Measurement grid: dx=8mm, dy=8mm, dz=5mm
Reference Value = 19.02 V/m; Power Drift = -0.06 dB
Peak SAR (extrapolated) = 0.375 W/kg
**SAR(1 g) = 0.300 W/kg; SAR(10 g) = 0.236 W/kg**
Smallest distance from peaks to all points 3 dB below: Larger than measurement grid (> 16 mm)
Ratio of SAR at M2 to SAR at M1 = 79.8%
Maximum value of SAR (measured) = 0.342 W/kg

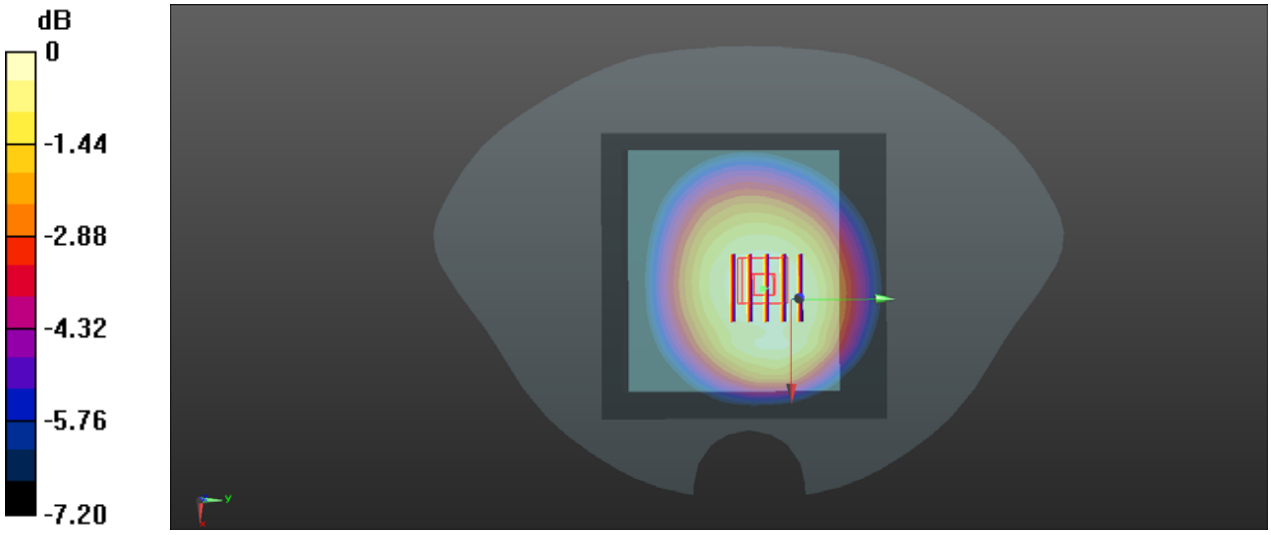


0 dB = 0.341 W/kg

Test Laboratory: Shenzhen Morlab Communications Technology Co., Ltd. Date: 2024/8/18

## LTE Band 2_20MHz_QPSK_1RB_0Offset_Top Side_10mm_Ch18900

Communication System: UID 0, LTE (0); Frequency: 1880 MHz;Duty Cycle: 1:1
Medium: HSL_1900 Medium parameters used: f = 1880 MHz; $\sigma$ = 1.485 S/m; $\varepsilon_r$ = 40.159; $\rho$ = 1000 kg/m$^3$
Ambient Temperature：23.2 ℃; Liquid Temperature：22.4 ℃

DASY5 Configuration:
- Probe: EX3DV4 - SN7608; ConvF(7.73, 7.72, 7.11) @ 1880 MHz; Calibrated: 2024/3/21
- Sensor-Surface: 2mm (Mechanical Surface Detection)
- Electronics: DAE4 Sn1643; Calibrated: 2024/3/27
- Phantom: SAM 2; Type: QD000P40CC; Serial: TP:1464
- Measurement SW: DASY52, Version 52.10 (4); SEMCAD X Version 14.6.14 (7501)

**Ch18900/Area Scan (51x91x1):** Interpolated grid: dx=1.500 mm, dy=1.500 mm
Maximum value of SAR (interpolated) = 0.718 W/kg

**Ch18900/Zoom Scan (5x5x7)/Cube 0:** Measurement grid: dx=8mm, dy=8mm, dz=5mm
Reference Value = 13.58 V/m; Power Drift = -0.09 dB
Peak SAR (extrapolated) = 0.772 W/kg
**SAR(1 g) = 0.497 W/kg; SAR(10 g) = 0.304 W/kg**
Smallest distance from peaks to all points 3 dB below = 17 mm
Ratio of SAR at M2 to SAR at M1 = 64.1%
Maximum value of SAR (measured) = 0.640 W/kg

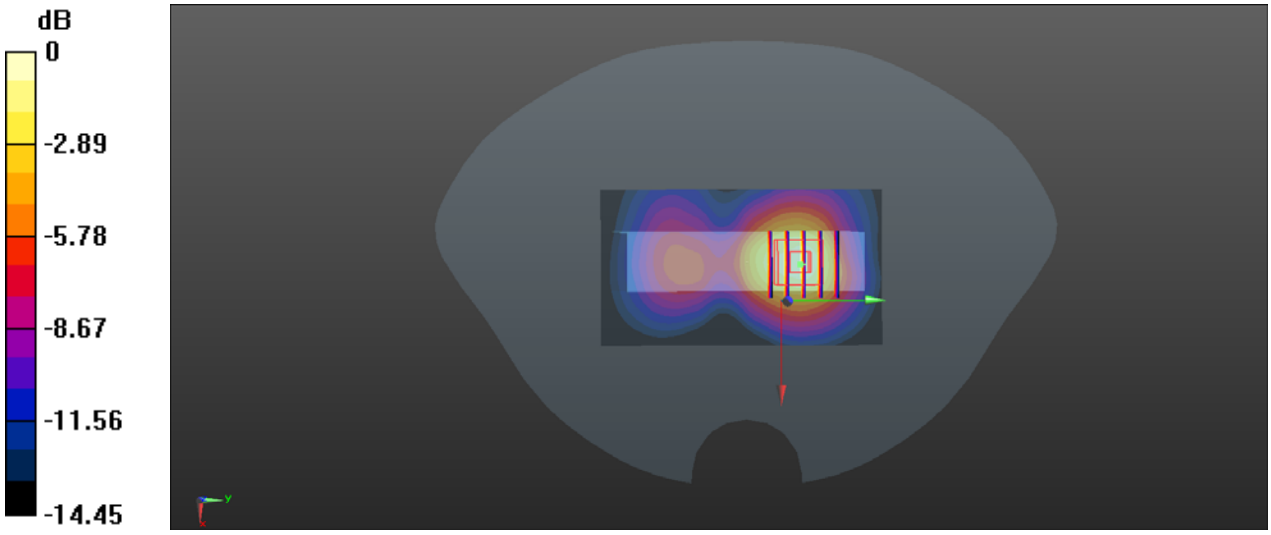


0 dB = 0.718 W/kg

Test Laboratory: Shenzhen Morlab Communications Technology Co., Ltd. Date: 2024/8/5

## LTE Band 5_10MHz_QPSK_1RB_0Offset_Front Side_10mm_Ch20525

Communication System: UID 0, LTE (0); Frequency: 836.5 MHz;Duty Cycle: 1:1
Medium: HSL_900 Medium parameters used: f = 836.5 MHz; $\sigma$ = 0.874 S/m; $\varepsilon_r$ = 42.985; $\rho$ = 1000 kg/m$^3$
Ambient Temperature：23.2 ℃; Liquid Temperature：22.2 ℃

DASY5 Configuration:
- Probe: EX3DV4 - SN7608; ConvF(9.17, 9.05, 8.22) @ 836.5 MHz; Calibrated: 2024/3/21
- Sensor-Surface: 2mm (Mechanical Surface Detection)
- Electronics: DAE4 Sn1643; Calibrated: 2024/3/27
- Phantom: SAM 2; Type: QD000P40CC; Serial: TP:1464
- Measurement SW: DASY52, Version 52.10 (4); SEMCAD X Version 14.6.14 (7501)

**Ch20525/Area Scan (91x81x1):** Interpolated grid: dx=1.500 mm, dy=1.500 mm
Maximum value of SAR (interpolated) = 0.320 W/kg

**Ch20525/Zoom Scan (5x5x7)/Cube 0:** Measurement grid: dx=8mm, dy=8mm, dz=5mm
Reference Value = 14.72 V/m; Power Drift = 0.09 dB
Peak SAR (extrapolated) = 0.358 W/kg
**SAR(1 g) = 0.265 W/kg; SAR(10 g) = 0.193 W/kg**
Smallest distance from peaks to all points 3 dB below: Larger than measurement grid (> 16 mm)
Ratio of SAR at M2 to SAR at M1 = 72.2%
Maximum value of SAR (measured) = 0.312 W/kg

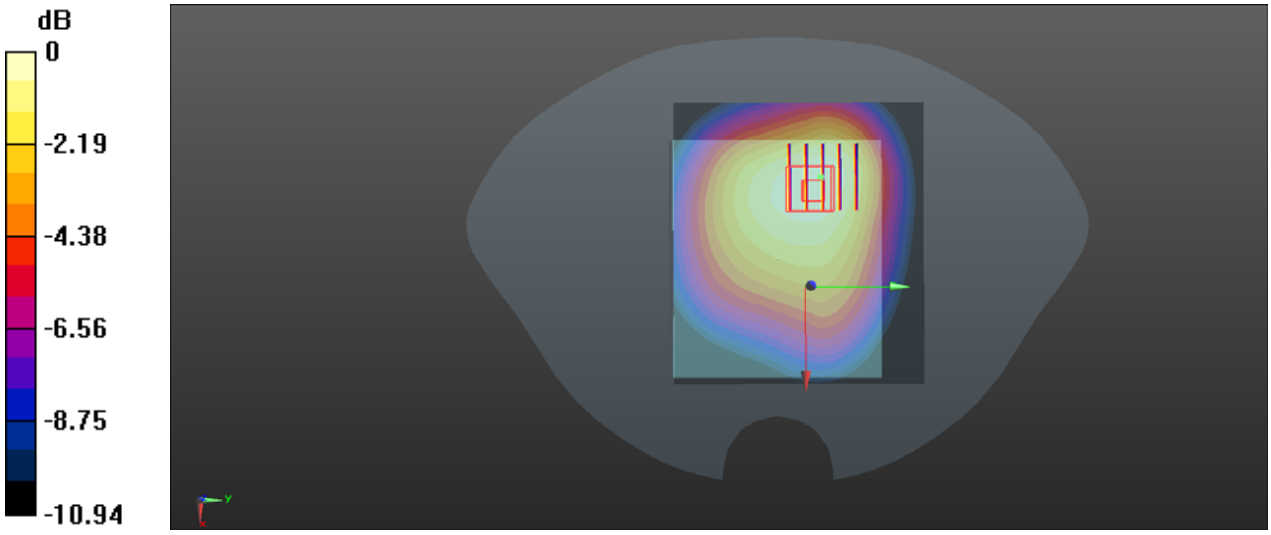


0 dB = 0.320 W/kg

Test Laboratory: Shenzhen Morlab Communications Technology Co., Ltd. Date: 2024/8/20

## LTE Band 7_20MHz_QPSK_1RB_0Offset_Top Side_10mm_Ch21100

Communication System: UID 0, LTE (0); Frequency: 2535 MHz;Duty Cycle: 1:1
Medium: HSL_2600 Medium parameters used: f = 2535 MHz; $\sigma$ = 1.903 S/m; $\varepsilon_r$ = 38.849; $\rho$ = 1000 kg/m$^3$
Ambient Temperature：23.2 ℃; Liquid Temperature：22.3 ℃

DASY5 Configuration:
- Probe: EX3DV4 - SN7608; ConvF(7.23, 7.26, 6.75) @ 2535 MHz; Calibrated: 2024/3/21
- Sensor-Surface: 2mm (Mechanical Surface Detection)
- Electronics: DAE4 Sn1643; Calibrated: 2024/3/27
- Phantom: SAM 2; Type: QD000P40CC; Serial: TP:1464
- Measurement SW: DASY52, Version 52.10 (4); SEMCAD X Version 14.6.14 (7501)

**Ch21100/Area Scan (61x131x1):** Interpolated grid: dx=1.200 mm, dy=1.200 mm
Maximum value of SAR (interpolated) = 0.826 W/kg

**Ch21100/Zoom Scan (7x7x7)/Cube 0:** Measurement grid: dx=5mm, dy=5mm, dz=5mm
Reference Value = 11.40 V/m; Power Drift = 0.02 dB
Peak SAR (extrapolated) = 1.03 W/kg
**SAR(1 g) = 0.583 W/kg; SAR(10 g) = 0.323 W/kg**
Smallest distance from peaks to all points 3 dB below = 12 mm
Ratio of SAR at M2 to SAR at M1 = 56.2%
Maximum value of SAR (measured) = 0.815 W/kg

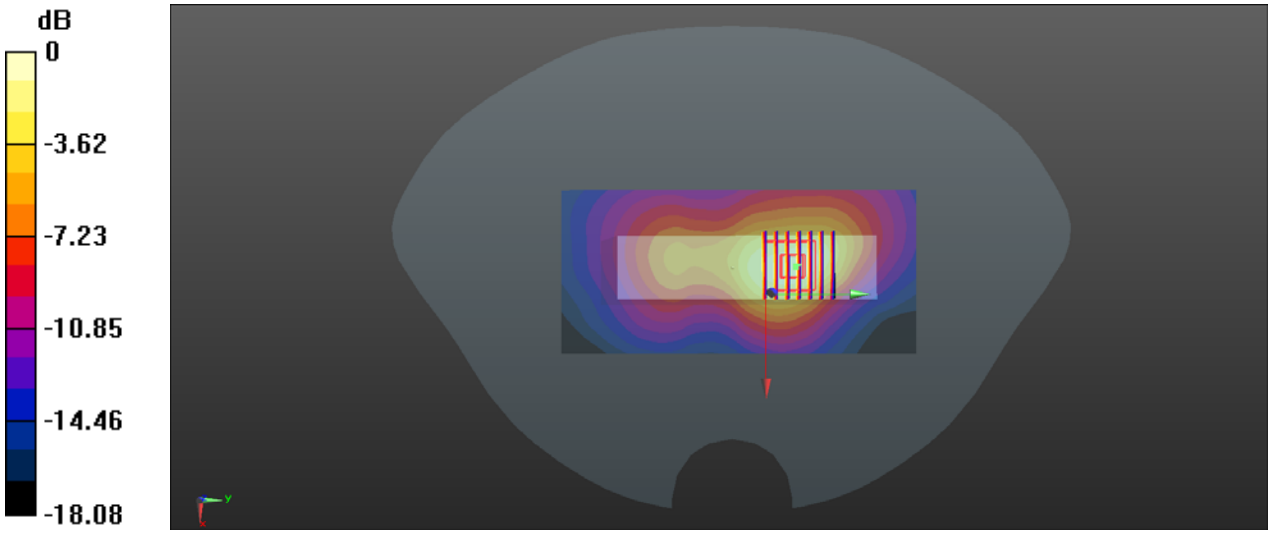


0 dB = 0.826 W/kg

Test Laboratory: Shenzhen Morlab Communications Technology Co., Ltd. Date: 2024/8/4

## LTE Band 12_10MHz_QPSK_1RB_0Offset_Front Side_10mm_Ch23095

Communication System: UID 0, LTE (0); Frequency: 707.5 MHz;Duty Cycle: 1:1
Medium: HSL_750 Medium parameters used: f = 707.5 MHz; σ = 0.827 S/m; $\varepsilon_r$ = 42.747; ρ = 1000 kg/m$^3$
Ambient Temperature：23.2 ℃; Liquid Temperature：22.5 ℃

DASY5 Configuration:
- Probe: EX3DV4 - SN7608; ConvF(9.85, 9.47, 8.84) @ 707.5 MHz; Calibrated: 2024/3/21
- Sensor-Surface: 2mm (Mechanical Surface Detection)
- Electronics: DAE4 Sn1643; Calibrated: 2024/3/27
- Phantom: SAM 2; Type: QD000P40CC; Serial: TP:1464
- Measurement SW: DASY52, Version 52.10 (4); SEMCAD X Version 14.6.14 (7501)

**Ch23095/Area Scan (91x91x1):** Interpolated grid: dx=1.500 mm, dy=1.500 mm
Maximum value of SAR (interpolated) = 0.301 W/kg

**Ch23095/Zoom Scan (5x5x7)/Cube 0:** Measurement grid: dx=8mm, dy=8mm, dz=5mm
Reference Value = 13.40 V/m; Power Drift = -0.02 dB
Peak SAR (extrapolated) = 0.343 W/kg
**SAR(1 g) = 0.349 W/kg; SAR(10 g) = 0.179 W/kg**
Smallest distance from peaks to all points 3 dB below: Larger than measurement grid (> 16 mm)
Ratio of SAR at M2 to SAR at M1 = 71.7%
Maximum value of SAR (measured) = 0.298 W/kg

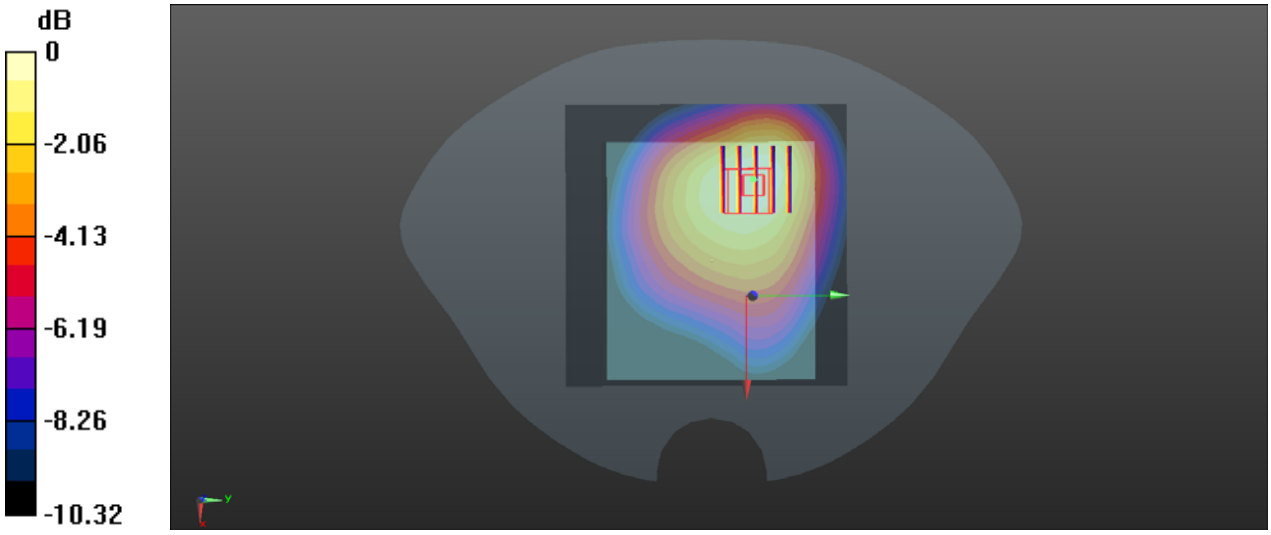


0 dB = 0.301 W/kg

Test Laboratory: Shenzhen Morlab Communications Technology Co., Ltd. Date: 2024/8/4

## LTE Band 13_10MHz_QPSK_1RB_0Offset_Front Side_10mm_Ch23230

Communication System: UID 0, LTE (0); Frequency: 782 MHz;Duty Cycle: 1:1
Medium: HSL_750 Medium parameters used: f = 782 MHz; σ = 0.961 S/m; $\varepsilon_r$ = 41.623; ρ = 1000 kg/m$^3$
Ambient Temperature：23.2 ℃; Liquid Temperature：22.5 ℃

DASY5 Configuration:
- Probe: EX3DV4 - SN7608; ConvF(9.85, 9.47, 8.84) @ 782 MHz; Calibrated: 2024/3/21
- Sensor-Surface: 2mm (Mechanical Surface Detection)
- Electronics: DAE4 Sn1643; Calibrated: 2024/3/27
- Phantom: SAM 2; Type: QD000P40CC; Serial: TP:1464
- Measurement SW: DASY52, Version 52.10 (4); SEMCAD X Version 14.6.14 (7501)

**Ch23230/Area Scan (91x91x1):** Interpolated grid: dx=1.500 mm, dy=1.500 mm
Maximum value of SAR (interpolated) = 0.397 W/kg

**Ch23230/Zoom Scan (5x5x7)/Cube 0:** Measurement grid: dx=8mm, dy=8mm, dz=5mm
Reference Value = 15.93 V/m; Power Drift = 0.01 dB
Peak SAR (extrapolated) = 0.455 W/kg
**SAR(1 g) = 0.333 W/kg; SAR(10 g) = 0.244 W/kg**
Smallest distance from peaks to all points 3 dB below: Larger than measurement grid (> 16 mm)
Ratio of SAR at M2 to SAR at M1 = 73%
Maximum value of SAR (measured) = 0.395 W/kg

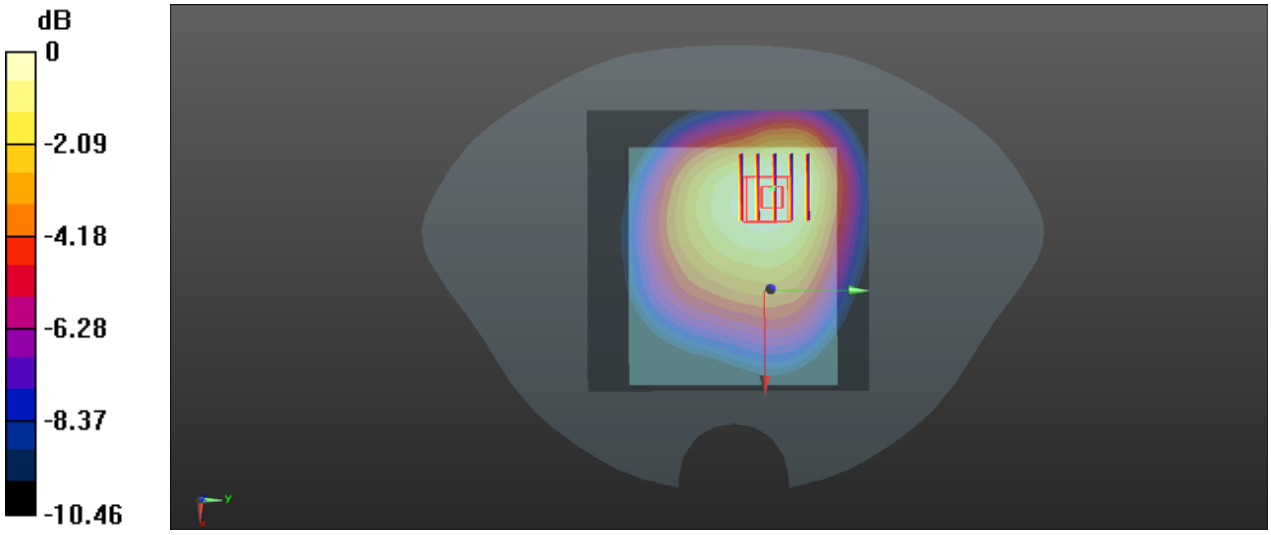


0 dB = 0.397 W/kg

Test Laboratory: Shenzhen Morlab Communications Technology Co., Ltd. Date: 2024/8/21

## LTE Band 48_20MHz_QPSK_1RB_0Offset_Right Side_10mm_Ch56640

Communication System: UID 0, LTE (0); Frequency: 3690 MHz;Duty Cycle: 1:1.59
Medium: HSL_3700 Medium parameters used: f = 3690 MHz; $\sigma$ = 2.92 S/m; $\varepsilon_r$ = 36.896; $\rho$ = 1000 kg/m$^3$
Ambient Temperature：23.2 ℃; Liquid Temperature：22.3 ℃

DASY5 Configuration:
- Probe: EX3DV4 - SN7608; ConvF(6.24, 6.29, 5.87) @ 3690 MHz; Calibrated: 2024/3/21
- Sensor-Surface: 2mm (Mechanical Surface Detection)
- Electronics: DAE4 Sn1643; Calibrated: 2024/3/27
- Phantom: SAM 2; Type: QD000P40CC; Serial: TP:1464
- Measurement SW: DASY52, Version 52.10 (4); SEMCAD X Version 14.6.14 (7501)

**Ch56640/Area Scan (61x131x1):** Interpolated grid: dx=1.200 mm, dy=1.200 mm
Maximum value of SAR (interpolated) = 1.33 W/kg

**Ch56640/Zoom Scan (7x7x7)/Cube 0:** Measurement grid: dx=5mm, dy=5mm, dz=5mm
Reference Value = 7.838 V/m; Power Drift = 0.04 dB
Peak SAR (extrapolated) = 1.83 W/kg
**SAR(1 g) = 0.793 W/kg; SAR(10 g) = 0.351 W/kg**
Smallest distance from peaks to all points 3 dB below = 11.3 mm
Ratio of SAR at M2 to SAR at M1 = 42.2%
Maximum value of SAR (measured) = 1.27 W/kg

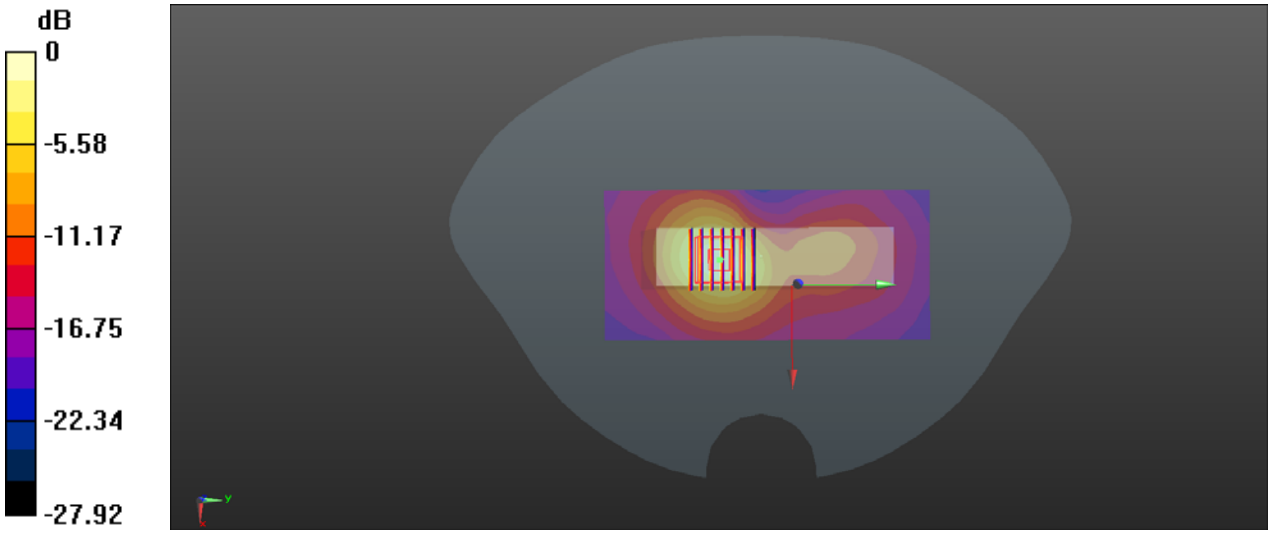


0 dB = 1.33 W/kg

Test Laboratory: Shenzhen Morlab Communications Technology Co., Ltd. Date: 2024/8/18

## LTE Band 66_20MHz_QPSK_1RB_0Offset_Top Side_10mm_Ch132322

Communication System: UID 0, LTE (0); Frequency: 1745 MHz;Duty Cycle: 1:1
Medium: HSL_1800 Medium parameters used: f = 1745 MHz; $\sigma$ = 1.319 S/m; $\varepsilon_r$ = 40.91; $\rho$ = 1000 kg/m$^3$
Ambient Temperature：23.2 ℃; Liquid Temperature：22.4 ℃

DASY5 Configuration:
- Probe: EX3DV4 - SN7608; ConvF(7.94, 7.98, 7.32) @ 1745 MHz; Calibrated: 2024/3/21
- Sensor-Surface: 2mm (Mechanical Surface Detection)
- Electronics: DAE4 Sn1643; Calibrated: 2024/3/27
- Phantom: SAM 2; Type: QD000P40CC; Serial: TP:1464
- Measurement SW: DASY52, Version 52.10 (4); SEMCAD X Version 14.6.14 (7501)

**Ch132322/Area Scan (51x91x1):** Interpolated grid: dx=1.500 mm, dy=1.500 mm
Maximum value of SAR (interpolated) = 0.599 W/kg

**Ch132322/Zoom Scan (5x5x7)/Cube 0:** Measurement grid: dx=8mm, dy=8mm, dz=5mm
Reference Value = 12.87 V/m; Power Drift = -0.05 dB
Peak SAR (extrapolated) = 0.663 W/kg
**SAR(1 g) = 0.467 W/kg; SAR(10 g) = 0.300 W/kg**
Smallest distance from peaks to all points 3 dB below = 17.9 mm
Ratio of SAR at M2 to SAR at M1 = 70.9%
Maximum value of SAR (measured) = 0.582 W/kg

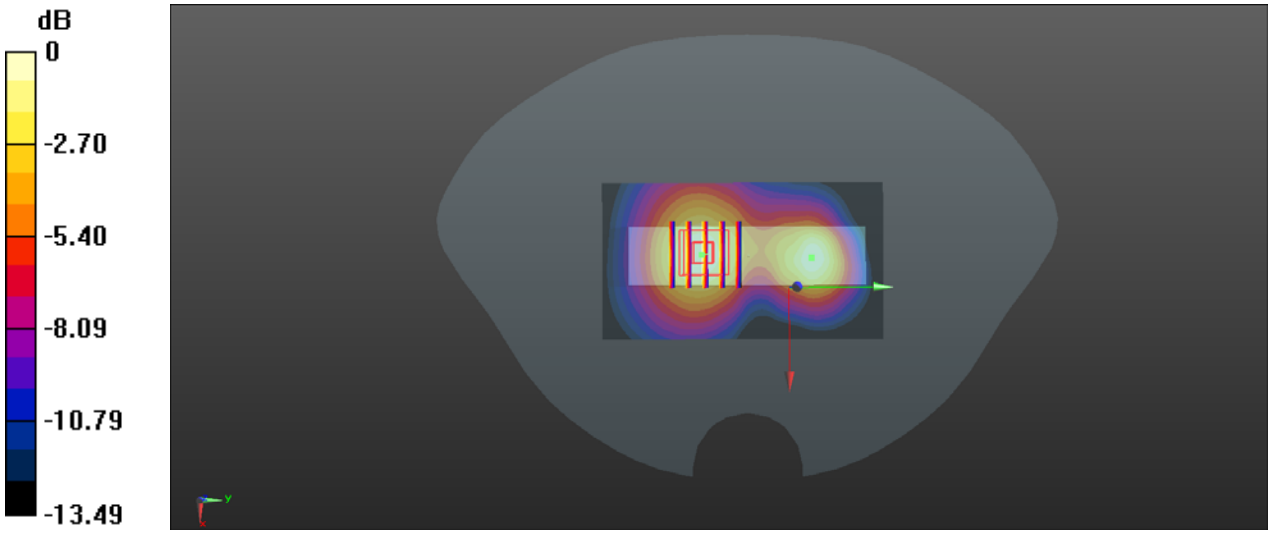


0 dB = 0.599 W/kg

Test Laboratory: Shenzhen Morlab Communications Technology Co., Ltd. Date: 2024/8/19

## 5G NR n2_20MHz_DFT-S-QPSK_1RB_1Offset_Top Side_10mm_Ch376000

Communication System: UID 0, 5G NR (0); Frequency: 1880 MHz;Duty Cycle: 1:1
Medium: HSL_1900 Medium parameters used: f = 1880 MHz; $\sigma$ = 1.473 S/m; $\varepsilon_r$ = 40.138; $\rho$ = 1000 kg/m$^3$
Ambient Temperature：23.2 ℃; Liquid Temperature：22.2 ℃

DASY5 Configuration:
- Probe: EX3DV4 - SN7608; ConvF(7.73, 7.72, 7.11) @ 1880 MHz; Calibrated: 2024/3/21
- Sensor-Surface: 2mm (Mechanical Surface Detection)
- Electronics: DAE4 Sn1643; Calibrated: 2024/3/27
- Phantom: SAM 2; Type: QD000P40CC; Serial: TP:1464
- Measurement SW: DASY52, Version 52.10 (4); SEMCAD X Version 14.6.14 (7501)

**Ch376000/Area Scan (51x91x1):** Interpolated grid: dx=1.500 mm, dy=1.500 mm
Maximum value of SAR (interpolated) = 0.480 W/kg

**Ch376000/Zoom Scan (5x5x7)/Cube 0:** Measurement grid: dx=8mm, dy=8mm, dz=5mm
Reference Value = 11.19 V/m; Power Drift = -0.07 dB
Peak SAR (extrapolated) = 0.574 W/kg
**SAR(1 g) = 0.535 W/kg; SAR(10 g) = 0.274 W/kg**
Smallest distance from peaks to all points 3 dB below = 14.4 mm
Ratio of SAR at M2 to SAR at M1 = 59.3%
Maximum value of SAR (measured) = 0.457 W/kg

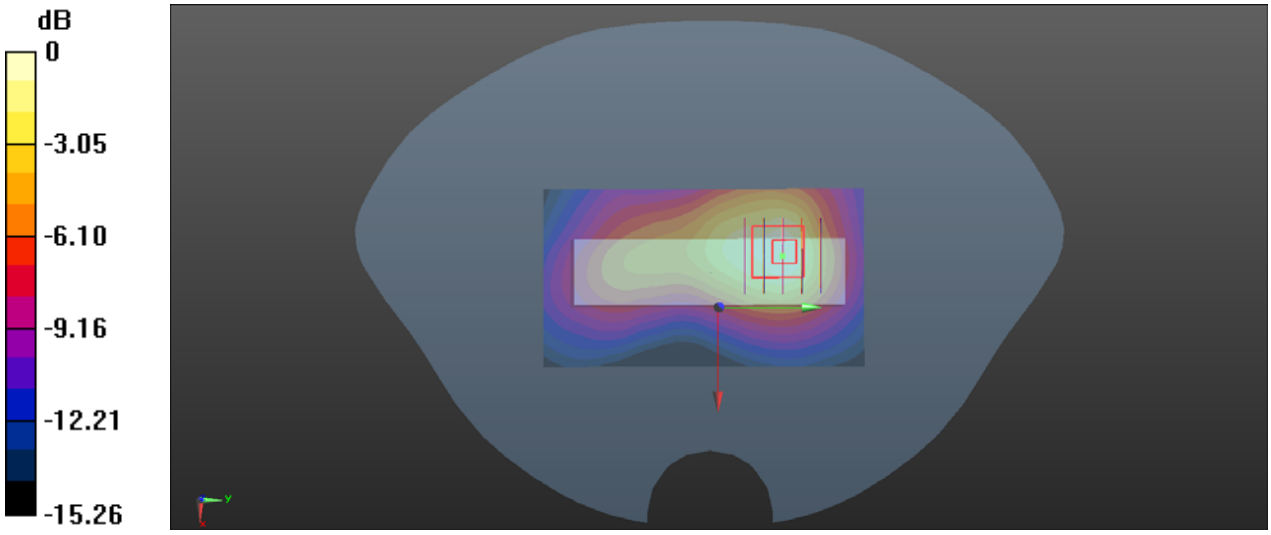


0 dB = 0.457 W/kg

Test Laboratory: Shenzhen Morlab Communications Technology Co., Ltd. Date: 2024/8/5

## 5G NR n5_20MHz_DFT-S-QPSK_1RB_1Offset_Front Side_10mm_Ch167300

Communication System: UID 0, 5G NR (0); Frequency: 836.5 MHz;Duty Cycle: 1:1
Medium: HSL_900 Medium parameters used: f = 836.5 MHz; σ = 0.874 S/m; $\varepsilon_r$ = 42.985; ρ = 1000 kg/m$^3$
Ambient Temperature：23.2 ℃; Liquid Temperature：22.2 ℃

DASY5 Configuration:
- Probe: EX3DV4 - SN7608; ConvF(9.17, 9.05, 8.22) @ 836.5 MHz; Calibrated: 2024/3/21
- Sensor-Surface: 2mm (Mechanical Surface Detection)
- Electronics: DAE4 Sn1643; Calibrated: 2024/3/27
- Phantom: SAM 2; Type: QD000P40CC; Serial: TP:1464
- Measurement SW: DASY52, Version 52.10 (4); SEMCAD X Version 14.6.14 (7501)

**Ch167300/Area Scan (91x81x1):** Interpolated grid: dx=1.500 mm, dy=1.500 mm
Maximum value of SAR (interpolated) = 0.586 W/kg

**Ch167300/Zoom Scan (5x5x7)/Cube 0:** Measurement grid: dx=8mm, dy=8mm, dz=5mm
Reference Value = 22.01 V/m; Power Drift = -0.03 dB
Peak SAR (extrapolated) = 0.627 W/kg
**SAR(1 g) = 0.481 W/kg; SAR(10 g) = 0.361 W/kg**
Smallest distance from peaks to all points 3 dB below: Larger than measurement grid (> 16 mm)
Ratio of SAR at M2 to SAR at M1 = 77.6%
Maximum value of SAR (measured) = 0.558 W/kg

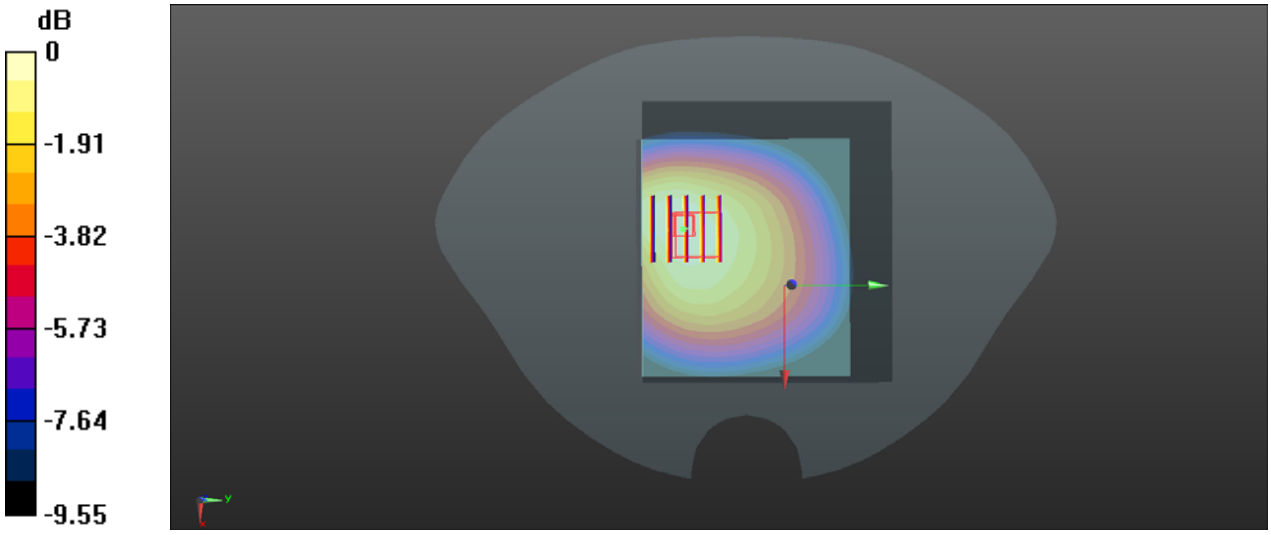


0 dB = 0.586 W/kg

Test Laboratory: Shenzhen Morlab Communications Technology Co., Ltd. Date: 2024/8/24

## 5G NR n48_40MHz_DFT-S-QPSK_1RB_1Offset_Right Side_10mm_Ch638000

Communication System: UID 0, 5G NR (0); Frequency: 3570 MHz;Duty Cycle: 1:1
Medium: HSL_3500 Medium parameters used: f = 3570 MHz; $\sigma$ = 3.051 S/m; $\varepsilon_r$ = 37.466; $\rho$ = 1000 kg/m$^3$
Ambient Temperature：23.2 ℃; Liquid Temperature：22.5 ℃

DASY5 Configuration:
- Probe: EX3DV4 - SN7608; ConvF(6.28, 6.36, 5.91) @ 3570 MHz; Calibrated: 2024/3/21
- Sensor-Surface: 2mm (Mechanical Surface Detection)
- Electronics: DAE4 Sn1643; Calibrated: 2024/3/27
- Phantom: SAM 2; Type: QD000P40CC; Serial: TP:1464
- Measurement SW: DASY52, Version 52.10 (4); SEMCAD X Version 14.6.14 (7501)

**Ch638000/Area Scan (51x101x1):** Interpolated grid: dx=1.200 mm, dy=1.200 mm
Maximum value of SAR (interpolated) = 0.09 W/kg

**Ch638000/Zoom Scan (7x7x7)/Cube 0:** Measurement grid: dx=5mm, dy=5mm, dz=5mm
Reference Value = 5.568 V/m; Power Drift = 0.09 dB
Peak SAR (extrapolated) = 1.98 W/kg
**SAR(1 g) = 0.839 W/kg; SAR(10 g) = 0.355 W/kg**
Smallest distance from peaks to all points 3 dB below = 10.8 mm
Ratio of SAR at M2 to SAR at M1 = 41.6%
Maximum value of SAR (measured) = 0.947 W/kg

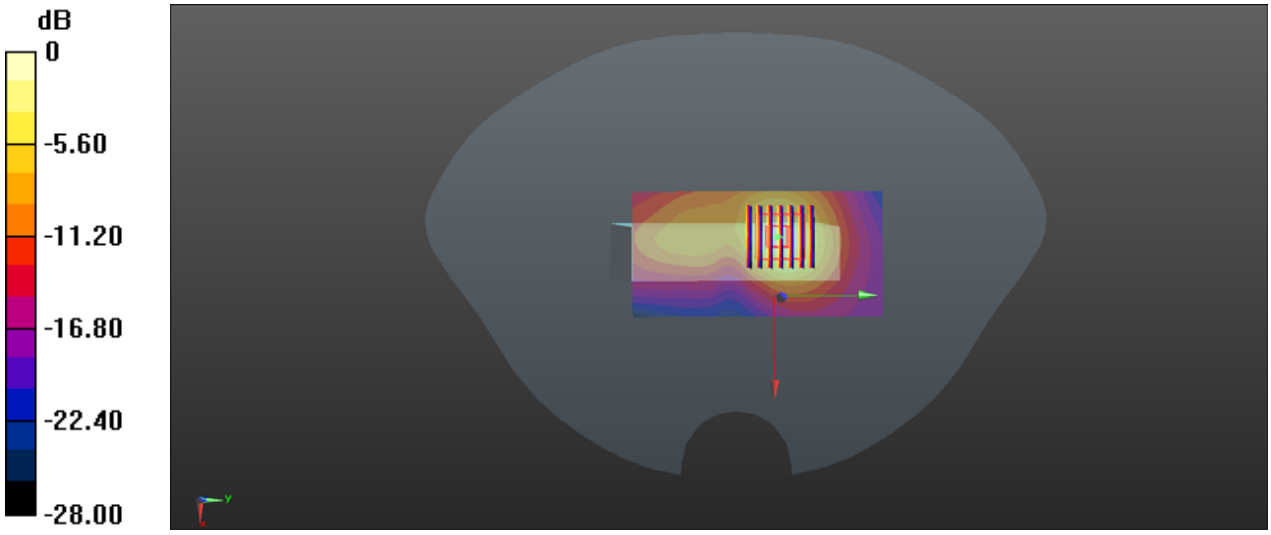


0 dB = 0.990 W/kg

Test Laboratory: Shenzhen Morlab Communications Technology Co., Ltd. Date: 2024/8/19

## 5G NR n66_30MHz_DFT-S-QPSK_1RB_1Offset_Top Side_10mm_Ch349000

Communication System: UID 0, 5G NR (0); Frequency: 1745 MHz;Duty Cycle: 1:1
Medium: HSL_1800 Medium parameters used: f = 1745 MHz; $\sigma$ = 1.37 S/m; $\varepsilon_r$ = 40.8; $\rho$ = 1000 kg/m$^3$
Ambient Temperature：23.2 ℃; Liquid Temperature：22.2 ℃

DASY5 Configuration:
- Probe: EX3DV4 - SN7608; ConvF(7.94, 7.98, 7.32) @ 1745 MHz; Calibrated: 2024/3/21
- Sensor-Surface: 2mm (Mechanical Surface Detection)
- Electronics: DAE4 Sn1643; Calibrated: 2024/3/27
- Phantom: SAM 2; Type: QD000P40CC; Serial: TP:1464
- Measurement SW: DASY52, Version 52.10 (4); SEMCAD X Version 14.6.14 (7501)

**Ch349000/Area Scan (51x91x1):** Interpolated grid: dx=1.500 mm, dy=1.500 mm
Maximum value of SAR (interpolated) = 0.785 W/kg

**Ch349000/Zoom Scan (5x5x7)/Cube 0:** Measurement grid: dx=8mm, dy=8mm, dz=5mm
Reference Value = 14.42 V/m; Power Drift = 0.07 dB
Peak SAR (extrapolated) = 0.856 W/kg
**SAR(1 g) = 0.608 W/kg; SAR(10 g) = 0.390 W/kg**
Smallest distance from peaks to all points 3 dB below = 17.9 mm
Ratio of SAR at M2 to SAR at M1 = 71.5%
Maximum value of SAR (measured) = 0.757 W/kg

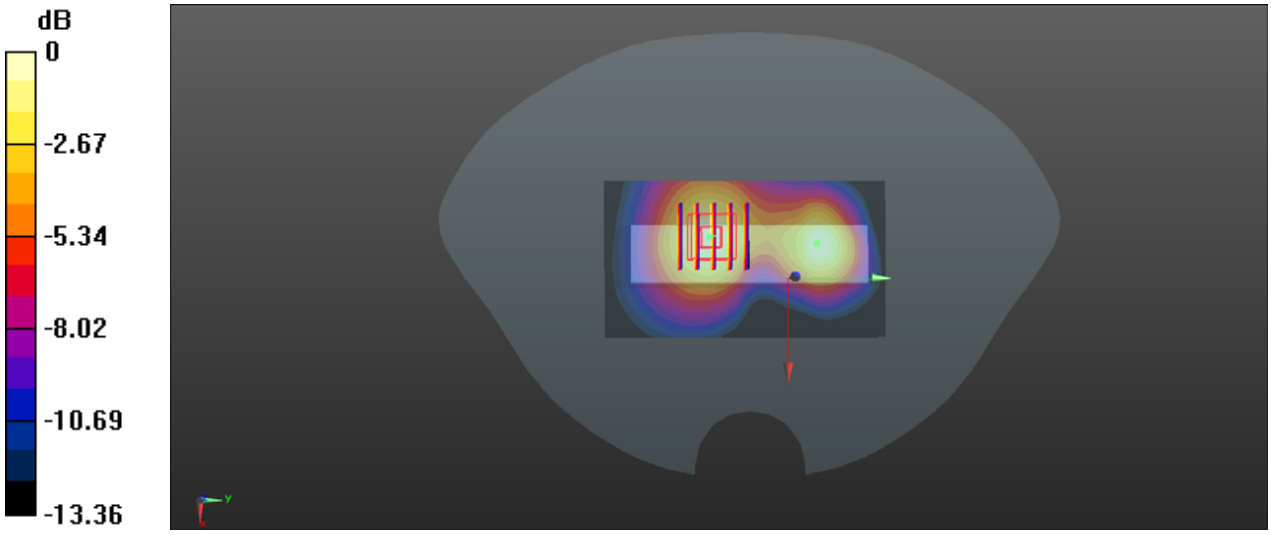


0 dB = 0.785 W/kg

Test Laboratory: Shenzhen Morlab Communications Technology Co., Ltd. Date: 2024/8/25

## 5G NR n77_100MHz_DFT-S-QPSK_1RB_1Offset_Right Side_10mm_Ch662000

Communication System: UID 0, 5G NR (0); Frequency: 3930 MHz;Duty Cycle: 1:1
Medium: HSL_3900 Medium parameters used: f = 3930 MHz; $\sigma$ = 3.287 S/m; $\varepsilon_r$ = 36.148; $\rho$ = 1000 kg/m$^3$
Ambient Temperature：23.2 ℃; Liquid Temperature：22.1 ℃

DASY5 Configuration:
- Probe: EX3DV4 - SN7608; ConvF(6.15, 6.26, 5.82) @ 3930 MHz; Calibrated: 2024/3/21
- Sensor-Surface: 2mm (Mechanical Surface Detection)
- Electronics: DAE4 Sn1643; Calibrated: 2024/3/27
- Phantom: SAM 2; Type: QD000P40CC; Serial: TP:1464
- Measurement SW: DASY52, Version 52.10 (4); SEMCAD X Version 14.6.14 (7501)

**Ch662000/Area Scan (51x101x1):** Interpolated grid: dx=1.200 mm, dy=1.200 mm
Maximum value of SAR (interpolated) = 0.999 W/kg

**Ch662000/Zoom Scan (7x7x7)/Cube 0:** Measurement grid: dx=5mm, dy=5mm, dz=5mm
Reference Value = 2.134 V/m; Power Drift = 0.06 dB
Peak SAR (extrapolated) = 2.15 W/kg
**SAR(1 g) = 0.874 W/kg; SAR(10 g) = 0.375 W/kg**
Smallest distance from peaks to all points 3 dB below = 12 mm
Ratio of SAR at M2 to SAR at M1 = 39%
Maximum value of SAR (measured) = 0.968 W/kg




0 dB = 0.999 W/kg

Test Laboratory: Shenzhen Morlab Communications Technology Co., Ltd. Date: 2024/8/22

## 5G NR n78_100MHz_DFT-S-QPSK_1RB_1Offset_Right Side_10mm_Ch650000

Communication System: UID 0, 5G NR (0); Frequency: 3750 MHz;Duty Cycle: 1:1
Medium: HSL_3700 Medium parameters used: f = 3750 MHz; $\sigma$ = 3.192 S/m; $\varepsilon_r$ = 37.013; $\rho$ = 1000 kg/m$^3$
Ambient Temperature：23.2 ℃; Liquid Temperature：22.1 ℃

DASY5 Configuration:
- Probe: EX3DV4 - SN7608; ConvF(6.24, 6.29, 5.87) @ 3750 MHz; Calibrated: 2024/3/21
- Sensor-Surface: 2mm (Mechanical Surface Detection)
- Electronics: DAE4 Sn1643; Calibrated: 2024/3/27
- Phantom: SAM 2; Type: QD000P40CC; Serial: TP:1464
- Measurement SW: DASY52, Version 52.10 (4); SEMCAD X Version 14.6.14 (7501)

**Ch650000/Area Scan (51x101x1):** Interpolated grid: dx=1.200 mm, dy=1.200 mm
Maximum value of SAR (interpolated) = 0.967 W/kg

**Ch650000/Zoom Scan (7x7x7)/Cube 0:** Measurement grid: dx=5mm, dy=5mm, dz=5mm
Reference Value = 5.147 V/m; Power Drift = -0.07 dB
Peak SAR (extrapolated) = 1.93 W/kg
**SAR(1 g) = 0.878 W/kg; SAR(10 g) = 0.329 W/kg**
Smallest distance from peaks to all points 3 dB below = 11.7 mm
Ratio of SAR at M2 to SAR at M1 = 39.4%
Maximum value of SAR (measured) = 0.874 W/kg

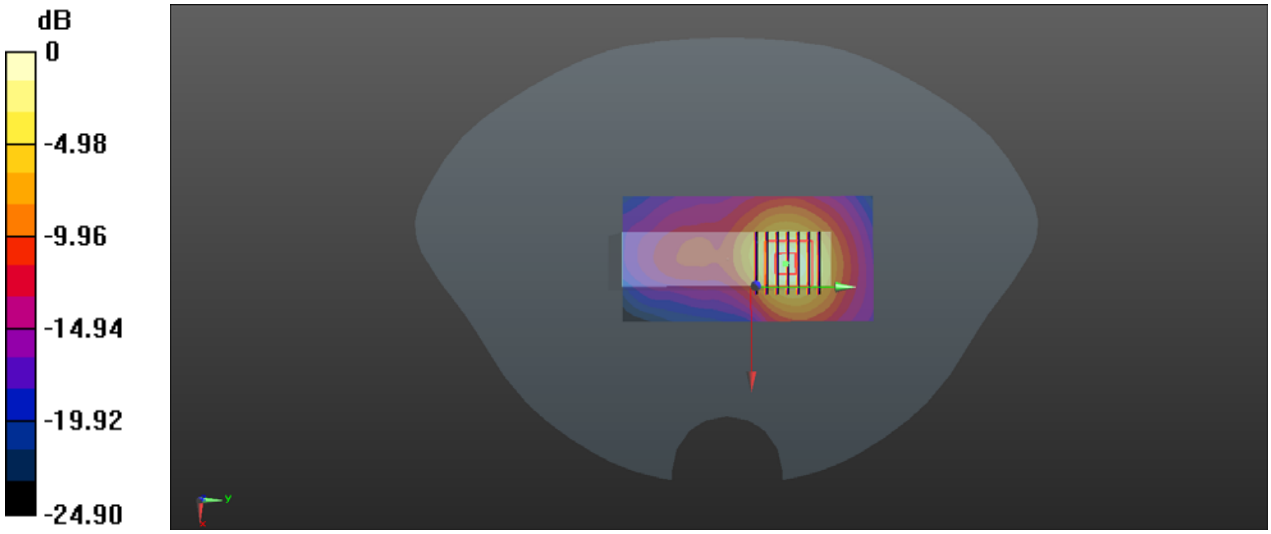


0 dB = 0.967 W/kg

Test Laboratory: Shenzhen Morlab Communications Technology Co., Ltd. Date: 2024/8/28

## WLAN 2.4GHz_802.11b 1Mbps_Front Side_10mm_Ch1

Communication System: UID 0, WLAN 2.4GHz 802.11b (0); Frequency: 2412 MHz;Duty Cycle: 1:1.011
Medium: HSL_2450 Medium parameters used: f = 2412 MHz; $\sigma$ = 1.804 S/m; $\varepsilon_r$ = 39.984; $\rho$ = 1000 kg/m$^3$
Ambient Temperature：23.2 ℃; Liquid Temperature：22.4 ℃

DASY5 Configuration:
- Probe: EX3DV4 - SN7608; ConvF(7.31, 7.34, 6.82) @ 2412 MHz; Calibrated: 2024/3/21
- Sensor-Surface: 2mm (Mechanical Surface Detection)
- Electronics: DAE4 Sn1643; Calibrated: 2024/3/27
- Phantom: SAM 2; Type: QD000P40CC; Serial: TP:1464
- Measurement SW: DASY52, Version 52.10 (4); SEMCAD X Version 14.6.14 (7501)

**Ch1/Area Scan (81x81x1):** Interpolated grid: dx=1.200 mm, dy=1.200 mm Maximum value of SAR (interpolated) = 0.322 W/kg

**Ch1/Zoom Scan (7x7x7)/Cube 0:** Measurement grid: dx=5mm, dy=5mm, dz=5mm
Reference Value = 5.053 V/m; Power Drift = 0.03 dB
Peak SAR (extrapolated) = 0.314 W/kg
**SAR(1 g) = 0.354 W/kg; SAR(10 g) = 0.161 W/kg**
Smallest distance from peaks to all points 3 dB below = 11 mm
Ratio of SAR at M2 to SAR at M1 = 55.7%
Maximum value of SAR (measured) = 0.430 W/kg

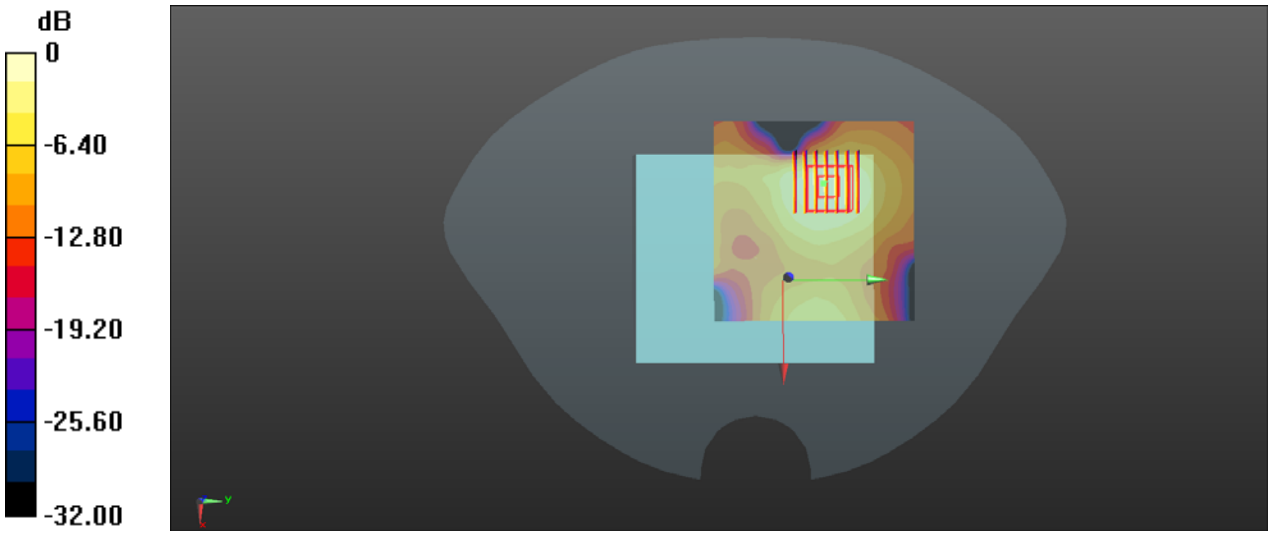


0 dB = 0.322 W/kg

Test Laboratory: Shenzhen Morlab Communications Technology Co., Ltd. Date: 2024/8/27

## WLAN 5.2GHz_802.11a 6Mbps_Right Side_10mm_Ch44

Communication System: UID 0, WLAN 5GHz (0); Frequency: 5220 MHz;Duty Cycle: 1:1
Medium: HSL_5250 Medium parameters used: f = 5220 MHz; $\sigma$ = 4.57 S/m; $\varepsilon_r$ = 35.995; $\rho$ = 1000 kg/m$^3$
Ambient Temperature：23.2 ℃; Liquid Temperature：22.5 ℃

DASY5 Configuration:
- Probe: EX3DV4 - SN7608; ConvF(5.41, 5.52, 5.17) @ 5220 MHz; Calibrated: 2024/3/21
- Sensor-Surface: 2mm (Mechanical Surface Detection)
- Electronics: DAE4 Sn1643; Calibrated: 2024/3/27
- Phantom: SAM 2; Type: QD000P40CC; Serial: TP:1464
- Measurement SW: DASY52, Version 52.10 (4); SEMCAD X Version 14.6.14 (7501)

**Ch44/Area Scan (71x121x1):** Interpolated grid: dx=1.000 mm, dy=1.000 mm
Maximum value of SAR (interpolated) = 0.988 W/kg

**Ch44/Zoom Scan (8x8x15)/Cube 0:** Measurement grid: dx=4mm, dy=4mm, dz=2mm
Reference Value = 2.095 V/m; Power Drift = -0.03 dB
Peak SAR (extrapolated) = 1.59 W/kg
**SAR(1 g) = 0.584 W/kg; SAR(10 g) = 0.238 W/kg**
Smallest distance from peaks to all points 3 dB below = 15.3 mm
Ratio of SAR at M2 to SAR at M1 = 63.1%
Maximum value of SAR (measured) = 0.964 W/kg

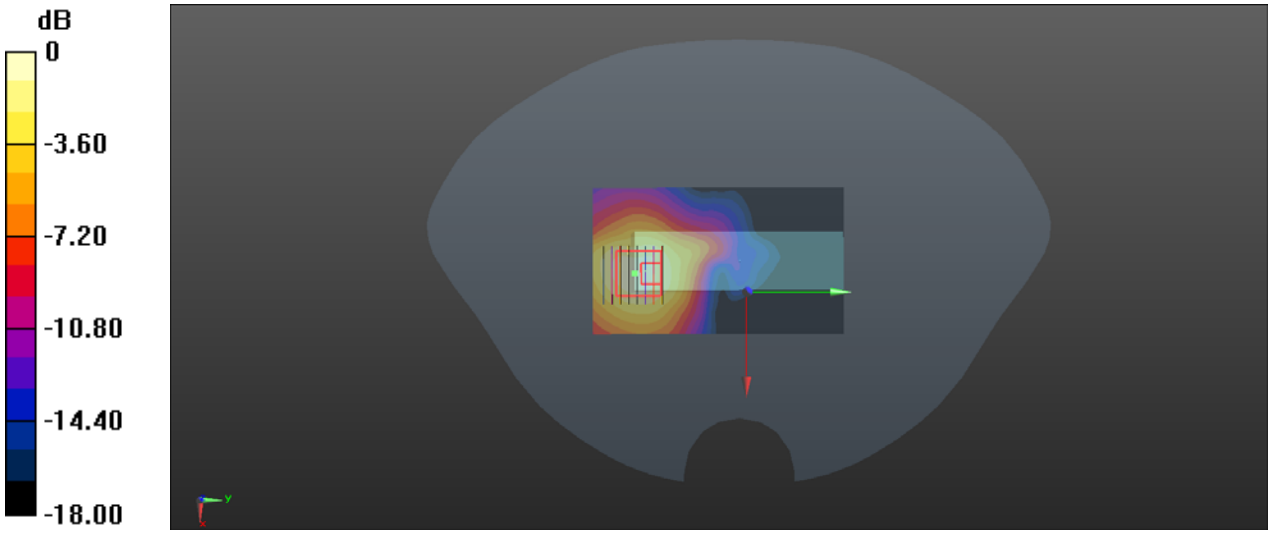


0 dB = 0.988 W/kg

Test Laboratory: Shenzhen Morlab Communications Technology Co., Ltd. Date: 2024/8/29

## WLAN 5.8GHz_802.11a 6Mbps_Right Side_10mm_Ch149

Communication System: UID 0, WLAN 5GHz (0); Frequency: 5745 MHz;Duty Cycle: 1:1
Medium: HSL_5750 Medium parameters used: f = 5745 MHz; $\sigma$ = 5.106 S/m; $\varepsilon_r$ = 37.068; $\rho$ = 1000 kg/m$^3$
Ambient Temperature：23.2 ℃; Liquid Temperature：22.6 ℃

DASY5 Configuration:
- Probe: EX3DV4 - SN7608; ConvF(4.76, 4.89, 4.54) @ 5745 MHz; Calibrated: 2023/9/14
- Sensor-Surface: 2mm (Mechanical Surface Detection)
- Electronics: DAE4 Sn1643; Calibrated: 2024/3/27
- Phantom: SAM 2; Type: QD000P40CC; Serial: TP:1464
- Measurement SW: DASY52, Version 52.10 (4); SEMCAD X Version 14.6.14 (7501)

**Ch149/Area Scan (61x121x1):** Interpolated grid: dx=1.000 mm, dy=1.000 mm
Maximum value of SAR (interpolated) = 0.890 W/kg

**Ch149/Zoom Scan (8x8x15)/Cube 0:** Measurement grid: dx=4mm, dy=4mm, dz=2mm
Reference Value = 4.168 V/m; Power Drift = -0.08 dB
Peak SAR (extrapolated) = 1.64 W/kg
**SAR(1 g) = 0.445 W/kg; SAR(10 g) = 0.180 W/kg**
Smallest distance from peaks to all points 3 dB below = 13.8 mm
Ratio of SAR at M2 to SAR at M1 = 52.5%
Maximum value of SAR (measured) = 0.818 W/kg

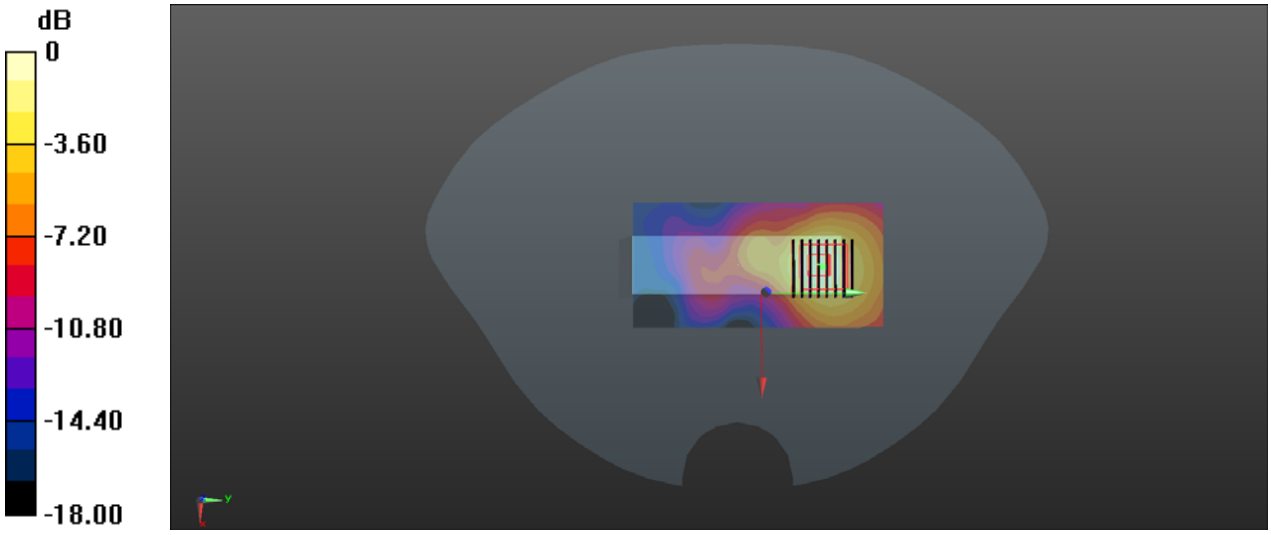


0 dB = 0.890 W/kg