N30(5M)_DFT-s-OFDM_BPSK_Edge_1RB_Left_Mid_CH

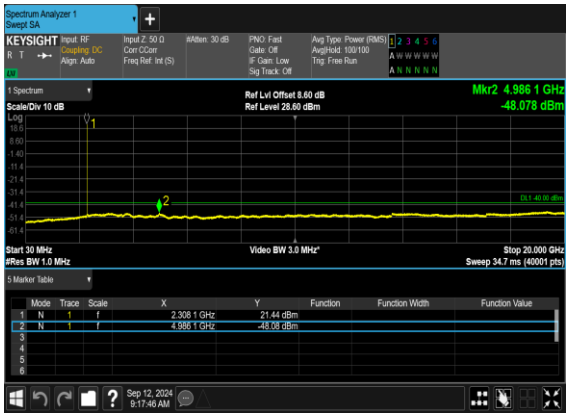

N30(5M)_DFT-s-OFDM_BPSK_Edge_1RB_Left_Mid_CH

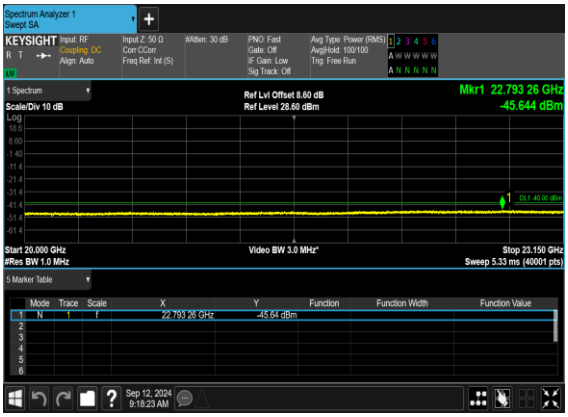

N30(5M)_DFT-s-OFDM_QPSK_Edge_1RB_Left_Mid_CH

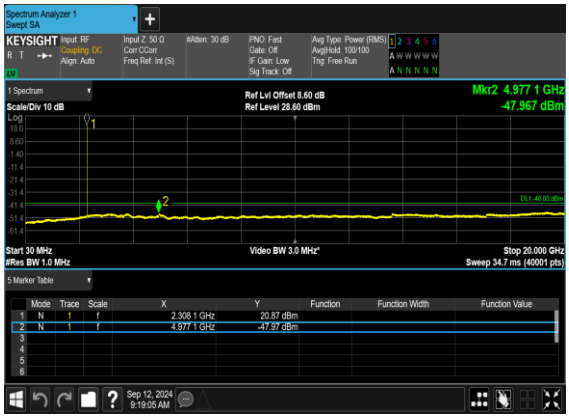

N30(5M)_DFT-s-OFDM_QPSK_Edge_1RB_Left_Mid_CH

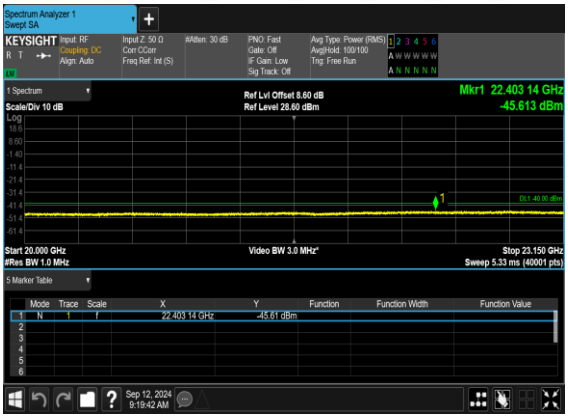

N30(5M)_DFT-s-OFDM_BPSK_Edge_1RB_Left_High_CH

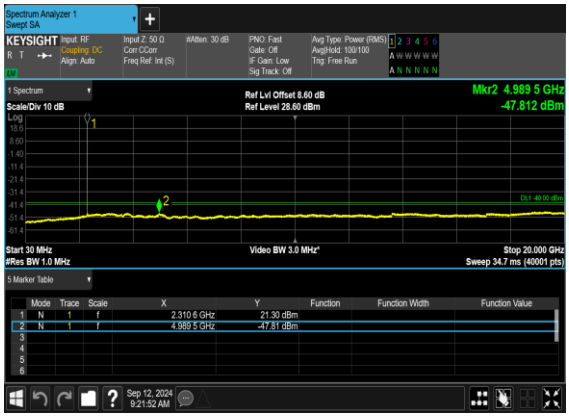

N30(5M)_DFT-s-OFDM_BPSK_Edge_1RB_Left_High_CH

N30(5M)_DFT-s-OFDM_QPSK_Edge_1RB_Left_High_CH

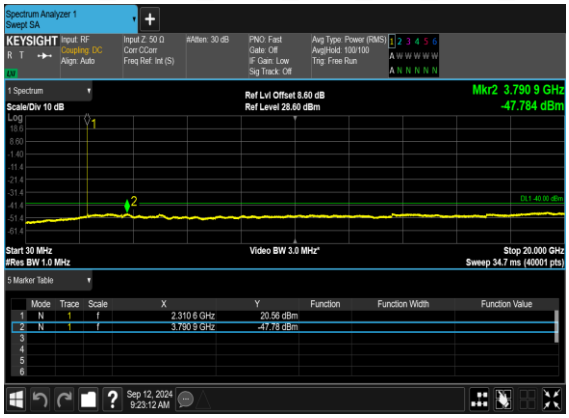

N30(5M)_DFT-s-OFDM_QPSK_Edge_1RB_Left_High_CH

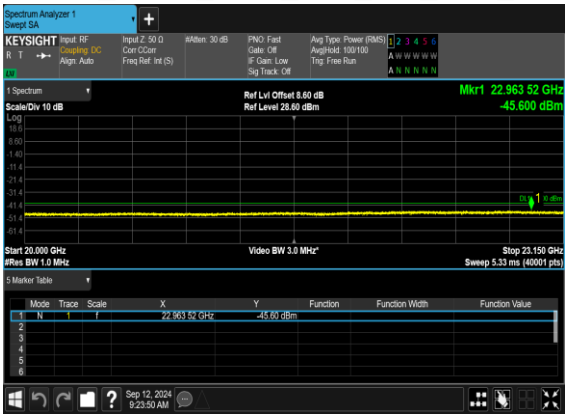

N30(10M)_DFT-s-OFDM_BPSK_Edge_1RB_Left_Low_CH

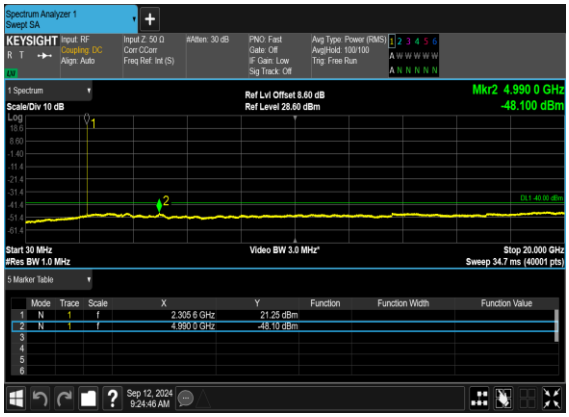

N30(10M)_DFT-s-OFDM_BPSK_Edge_1RB_Left_Low_CH

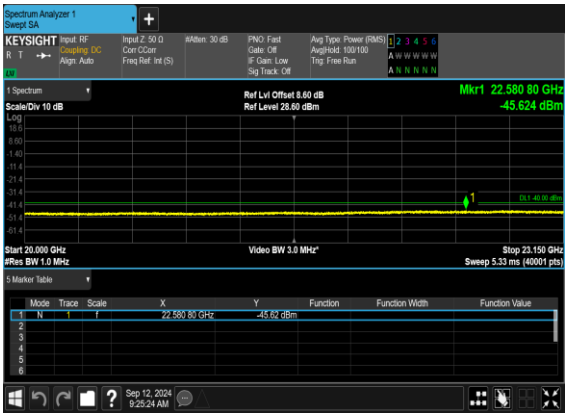

N30(10M)_DFT-s-OFDM_QPSK_Edge_1RB_Left_Low_CH

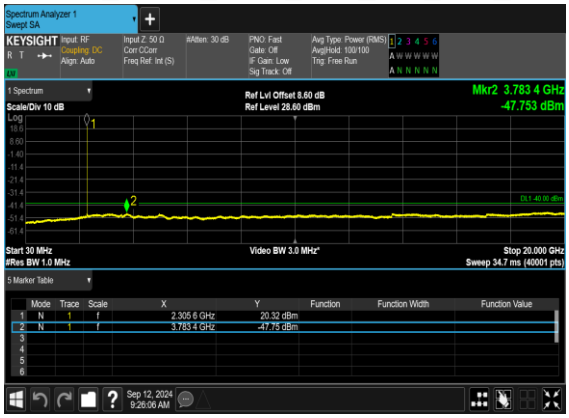

N30(10M)_DFT-s-OFDM_QPSK_Edge_1RB_Left_Low_CH

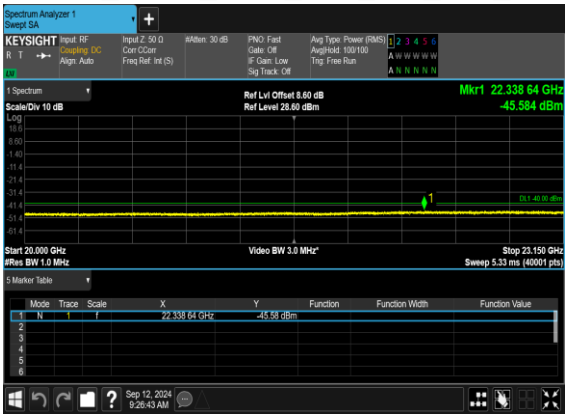

Conducted Band Edge

NR Band	SCS (kHz)	Bandwidth (MHz)	Arfcn	Freq (MHz)	Modulation	RB	Result	Verdict
30	15	5	461500	2307.5	DFT-s-OFDM BPSK	1@0	see graph	**PASS**
30	15	5	461500	2307.5	DFT-s-OFDM QPSK	1@0	see graph	**PASS**
30	15	5	461500	2307.5	DFT-s-OFDM BPSK	25@0	see graph	**PASS**
30	15	5	461500	2307.5	DFT-s-OFDM QPSK	25@0	see graph	**PASS**
30	15	5	462500	2312.5	DFT-s-OFDM BPSK	1@24	see graph	**PASS**
30	15	5	462500	2312.5	DFT-s-OFDM QPSK	1@24	see graph	**PASS**
30	15	5	462500	2312.5	DFT-s-OFDM BPSK	25@0	see graph	**PASS**
30	15	5	462500	2312.5	DFT-s-OFDM QPSK	25@0	see graph	**PASS**
30	15	10	462000	2310.0	DFT-s-OFDM BPSK	1@0	see graph	**PASS**
30	15	10	462000	2310.0	DFT-s-OFDM QPSK	1@0	see graph	**PASS**
30	15	10	462000	2310.0	DFT-s-OFDM BPSK	1@51	see graph	**PASS**
30	15	10	462000	2310.0	DFT-s-OFDM QPSK	1@51	see graph	**PASS**
30	15	10	462000	2310.0	DFT-s-OFDM BPSK	50@0	see graph	**PASS**
30	15	10	462000	2310.0	DFT-s-OFDM QPSK	50@0	see graph	**PASS**

N30(5M)_DFT-s-OFDM_BPSK_Edge_1RB_Left_Low_CH

N30(5M)_DFT-s-OFDM_BPSK_Edge_1RB_Left_Low_CH_CHP_PASS

N30(5M)_DFT-s-OFDM_QPSK_Edge_1RB_Left_Low_CH

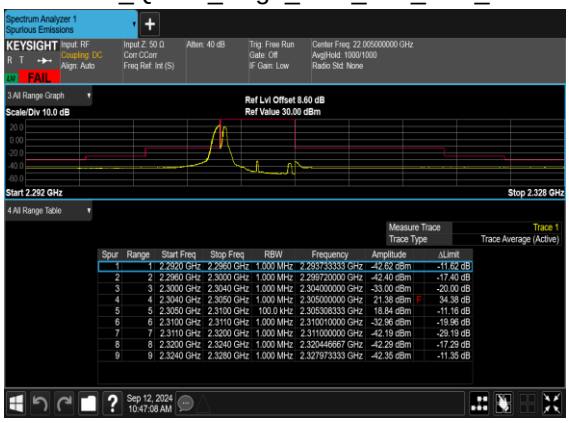

N30(5M)_DFT-s-OFDM_QPSK_Edge_1RB_Left_Low_CH_CHP_PASS

N30(5M)_DFT-s-OFDM_BPSK_Outer_Full_Low_CH

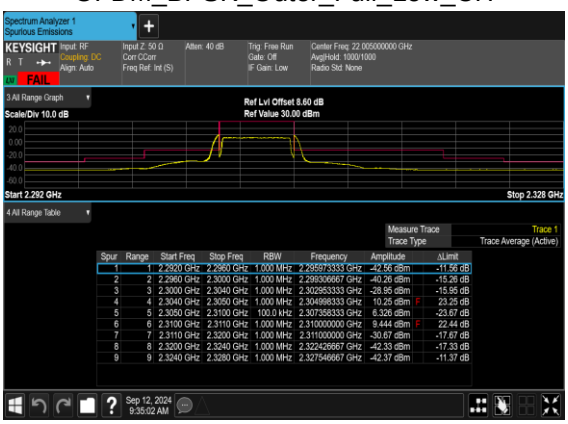

N30(5M)_DFT-s-OFDM_BPSK_Outer_Full_Low_CH_**CHP_PASS**

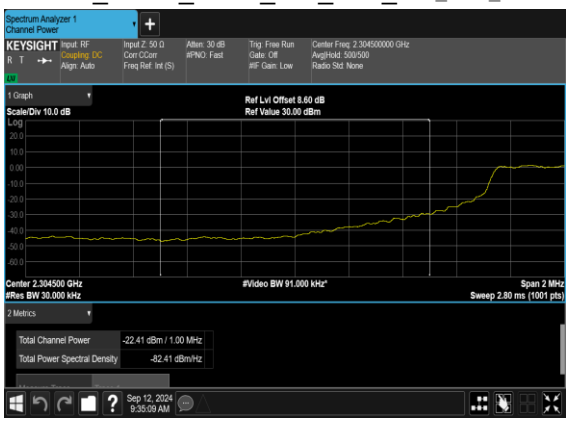

N30(5M)_DFT-s-OFDM_BPSK_Outer_Full_Low_CH_**CHP_PASS**

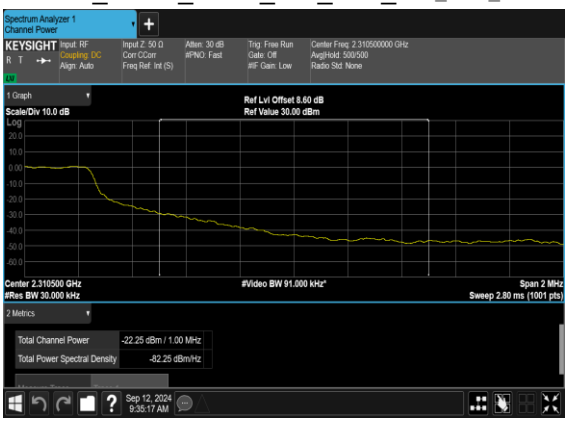

N30(5M)_DFT-s-OFDM_QPSK_Outer_Full_Low_CH

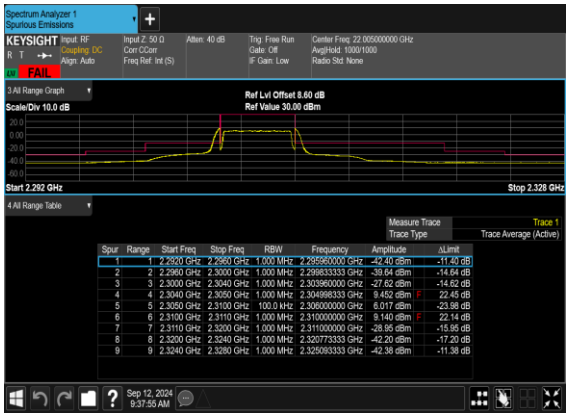

N30(5M)_DFT-s-OFDM_QPSK_Outer_Full_Low_CH_CHP_PASS

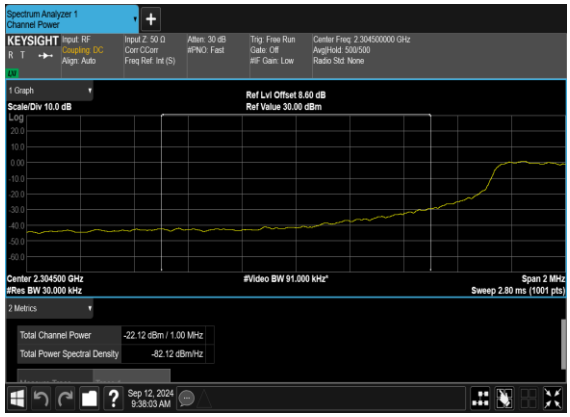

N30(5M)_DFT-s-OFDM_QPSK_Outer_Full_Low_CH_CHP_PASS

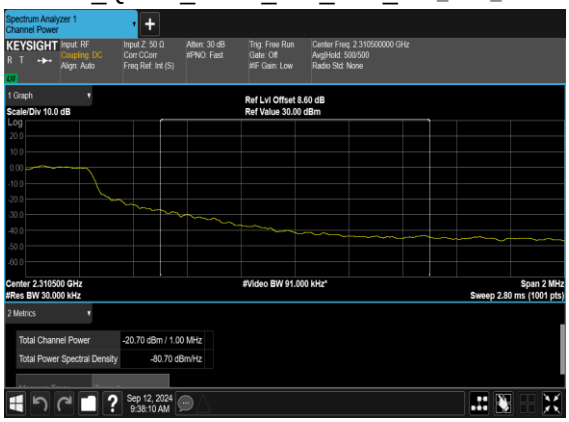

N30(5M)_DFT-s-OFDM_BPSK_Edge_1RB_Right_High_CH

N30(5M)_DFT-s-OFDM_BPSK _Edge_1RB_Right_High_CH_CHP_PASS

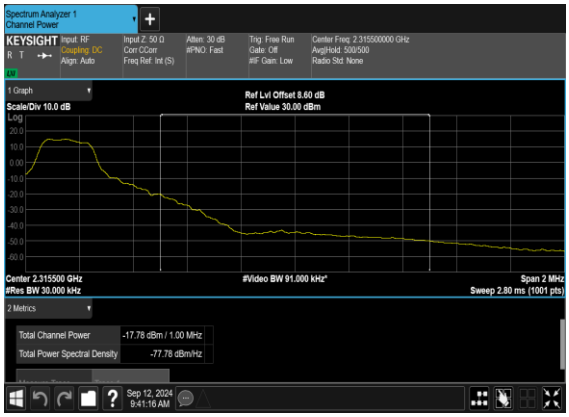

N30(5M)_DFT-s-OFDM_QPSK_Edge_1RB_Right_High_CH

N30(5M)_DFT-s-OFDM_QPSK _Edge_1RB_Right_High_CH_CHP_PASS

N30(5M)_DFT-s-OFDM_BPSK_Outer_Full_High_CH

N30(5M)_DFT-s-OFDM_BPSK_Outer_Full_High_CH_CHP_PASS

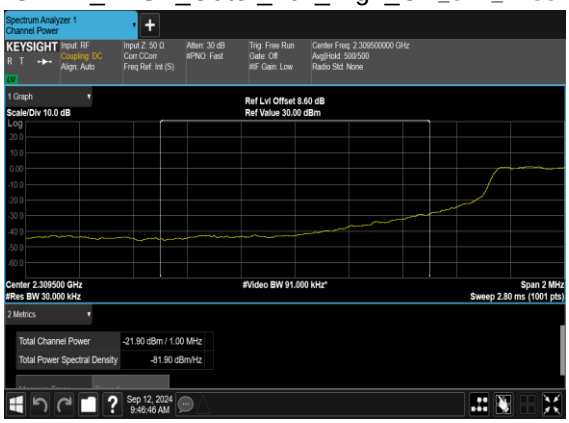

N30(5M)_DFT-s-OFDM_BPSK_Outer_Full_High_CH_CHP_PASS

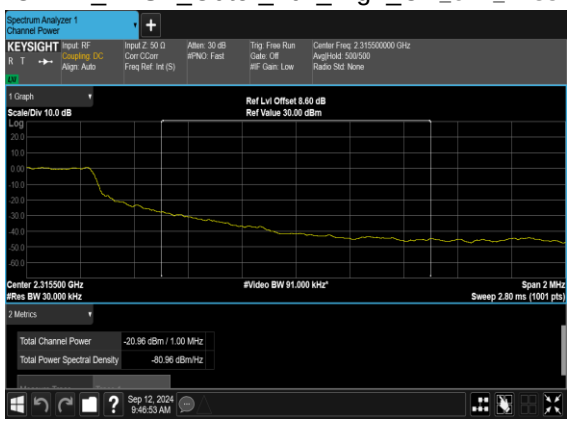

N30(5M)_DFT-s-OFDM_QPSK_Outer_Full_High_CH

N30(5M)_DFT-s-OFDM_QPSK_Outer_Full_High_CH_CHP_PASS

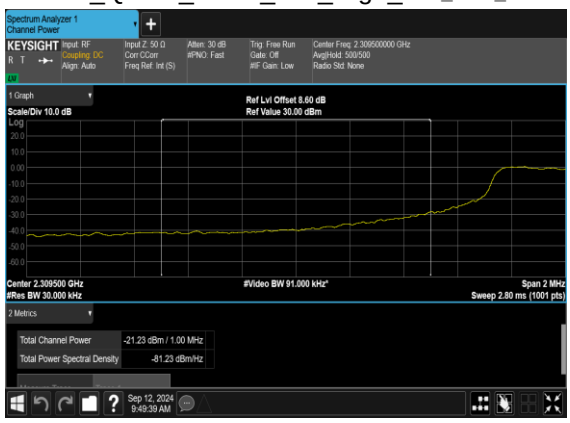

N30(5M)_DFT-s-OFDM_QPSK_Outer_Full_High_CH_CHP_PASS

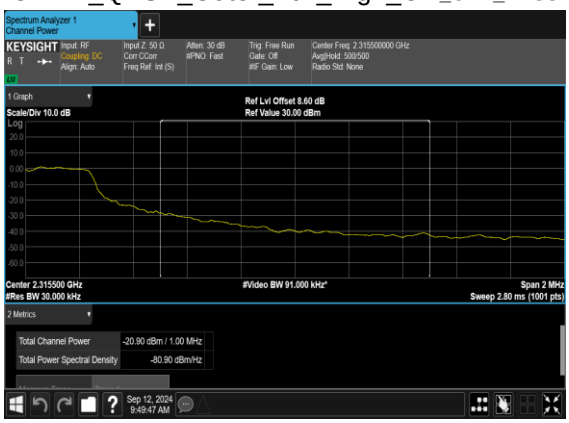

N30(10M)_DFT-s-OFDM_BPSK_Edge_1RB_Left_Low_CH

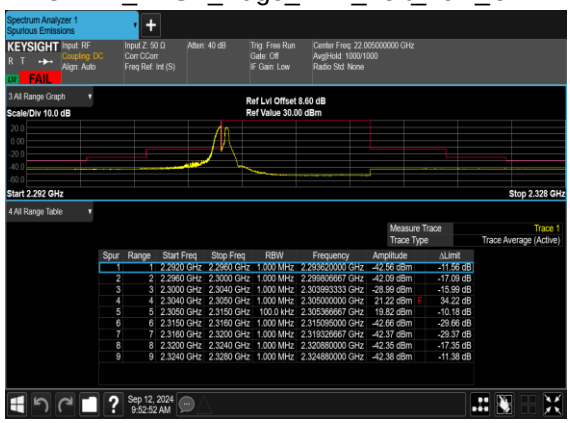

N30(10M)_DFT-s-OFDM_BPSK_Edge_1RB_Left_Low_CH_CHP_PASS

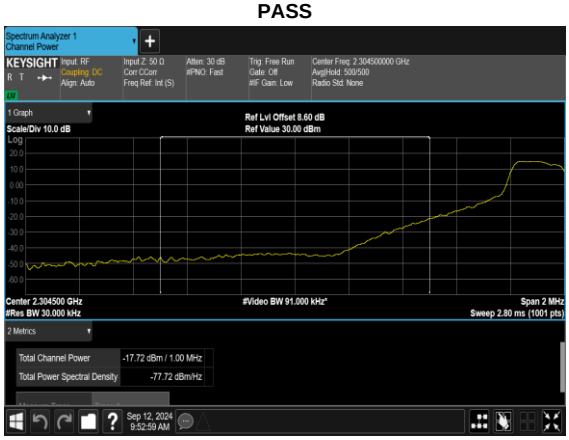

N30(10M)_DFT-s-OFDM_QPSK_Edge_1RB_Left_Low_CH

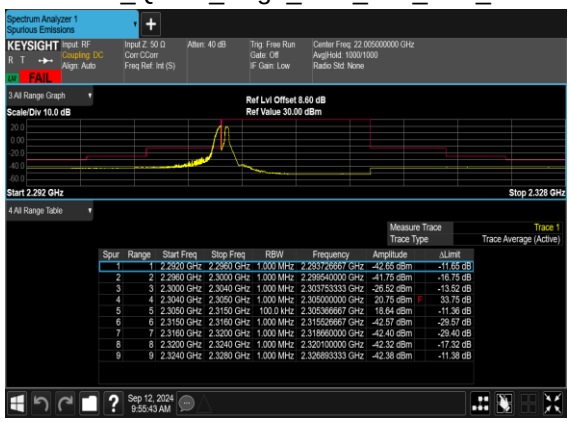

N30(10M)_DFT-s-OFDM_QPSK _Edge_1RB_Left_Low_CH_CHP_PASS

N30(10M)_DFT-s-OFDM_BPSK_Edge_1RB_Right_Low_CH

N30(10M)_DFT-s-OFDM_BPSK _Edge_1RB_Right_Low_CH_CHP_PASS

N30(10M)_DFT-s-OFDM_QPSK_Edge_1RB_Right_Low_CH

N30(10M)_DFT-s-OFDM_QPSK _Edge_1RB_Right_Low_CH_**CHP_PASS**

N30(10M)_DFT-s-OFDM_BPSK_Outer_Full_Low_CH

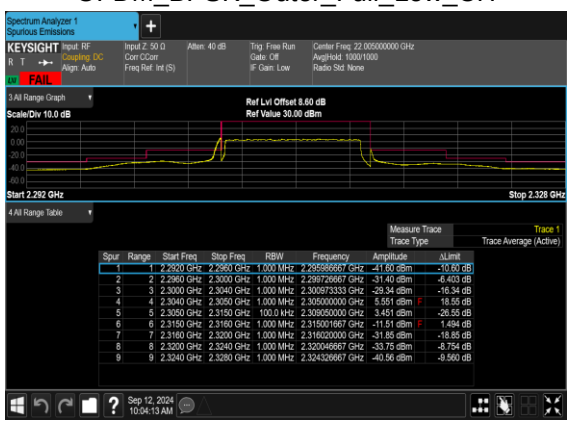

N30(10M)_DFT-s-OFDM_BPSK_Outer_Full_Low_CH_**CHP_PASS**

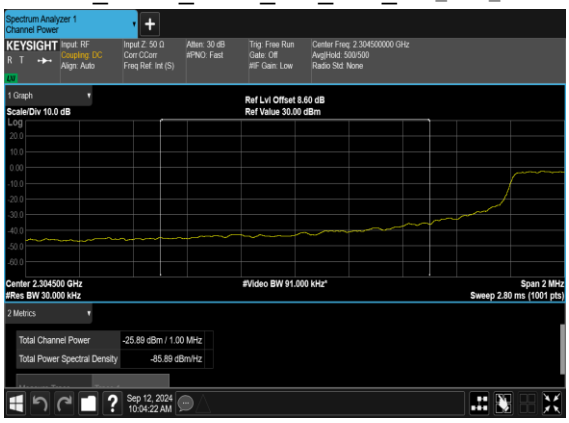

N30(10M)_DFT-s-OFDM_BPSK_Outer_Full_Low_CH_**CHP_PASS**

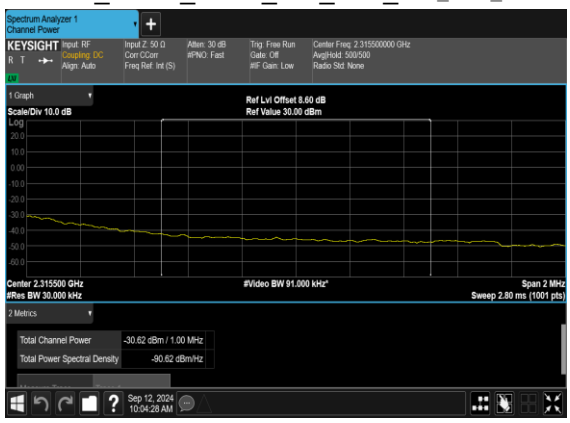

N30(10M)_DFT-s-OFDM_QPSK_Outer_Full_Low_CH

N30(10M)_DFT-s-OFDM_QPSK_Outer_Full_Low_CH_CHP_PASS

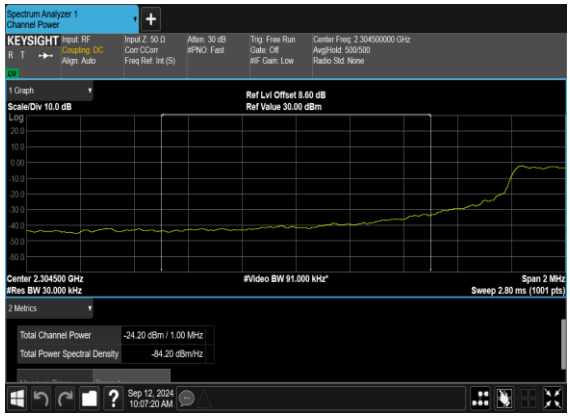

N30(10M)_DFT-s-OFDM_QPSK_Outer_Full_Low_CH_CHP_PASS

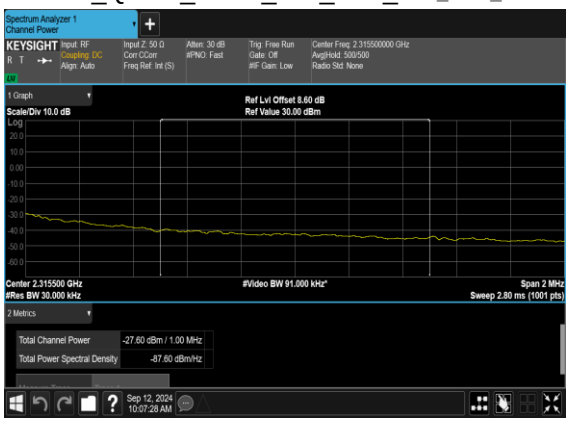

Appendix B. Test Results of Radiated Test

Radiated Spurious Emission

Test Engineer :	Zhaohui Liang	Temperature :	22~25℃
		Relative Humidity :	48~52%

Note: Pre-scanned harmonic for the different antennas, we choose the worst antenna mode to test.

SA n30 / 10MHz / QPSK / ANT0									
Channel	Frequency (MHz)	EIRP (dBm)	Limit (dBm)	Over Limit (dB)	SPA Reading (dBm)	S.G. Power (dBm)	TX Cable loss (dB)	TX Antenna Gain (dBi)	Polarization (H/V)
Middle	4610.80	-60.65	-40	-20.65	-60.01	-66.90	6.45	12.70	H
	6916.20	-60.48	-40	-20.48	-64.87	-63.88	8.40	11.80	H
	9221.60	-55.76	-40	-15.76	-67.37	-58.11	9.65	12.00	H
	4610.80	-58.05	-40	-18.05	-57.79	-64.30	6.45	12.70	V
	6916.20	-60.07	-40	-20.07	-64.94	-63.47	8.40	11.80	V
	9221.60	-56.12	-40	-16.12	-66.91	-58.47	9.65	12.00	V

Remark: Spurious emissions within 30-1000MHz were found more than 20dB below limit line.