WCDMA Band V (RMC 12.2Kbps)

Lowest Channel

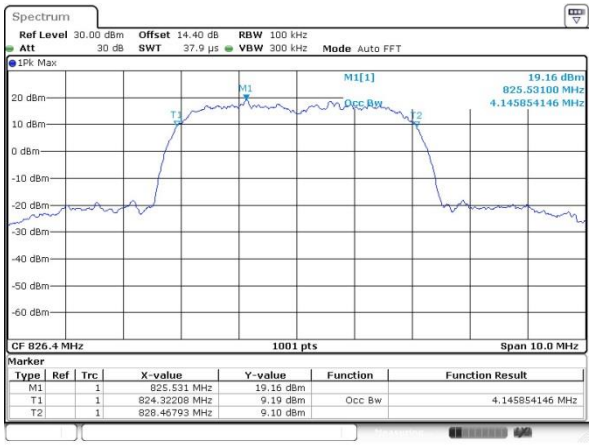

Middle Channel

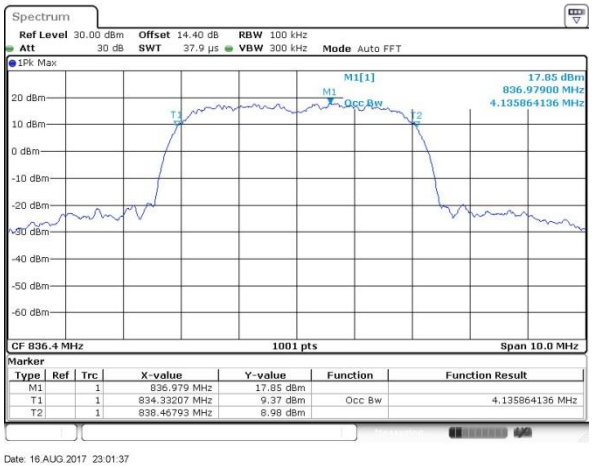

Highest Channel

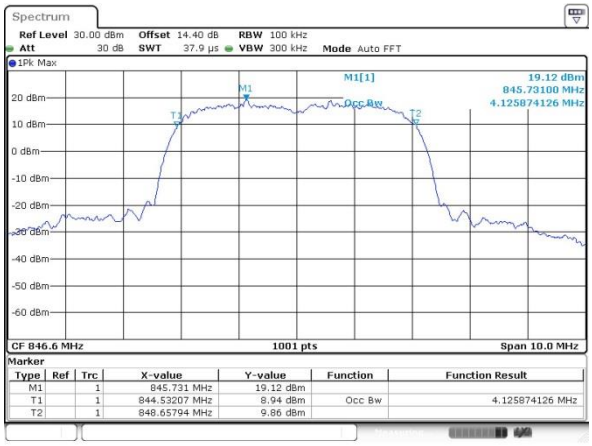

WCDMA Band II (RMC 12.2Kbps)

Lowest Channel

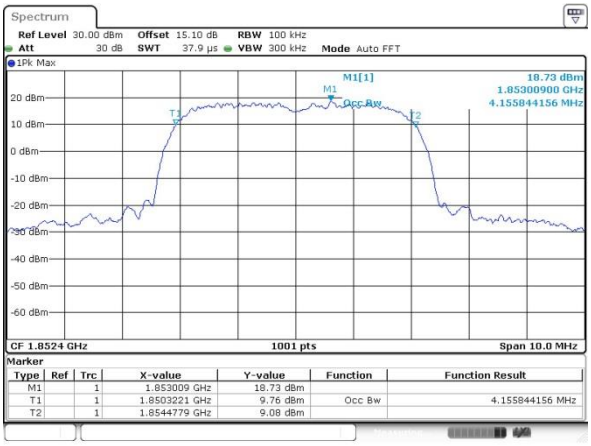

Middle Channel

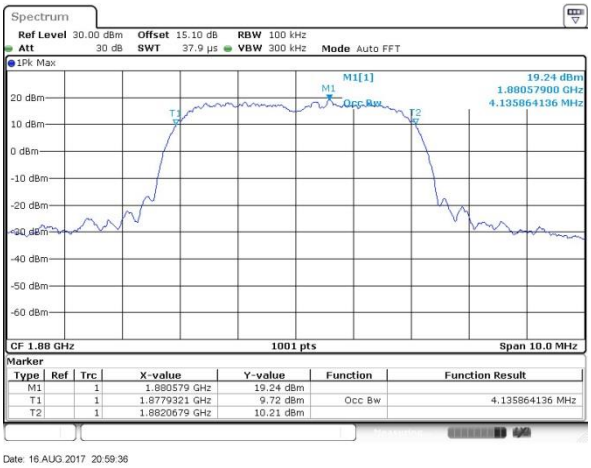

Highest Channel

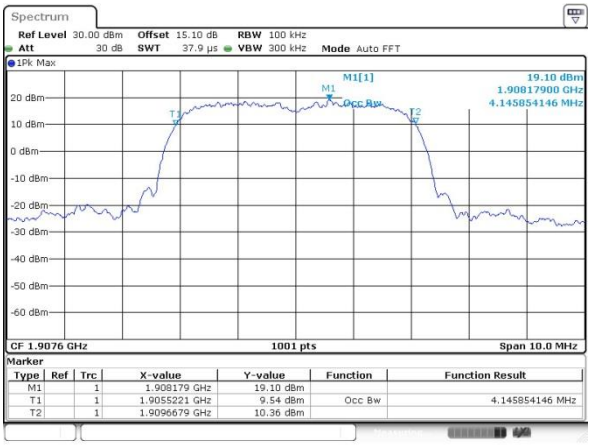

WCDMA Band IV (RMC 12.2Kbps)

Lowest Channel

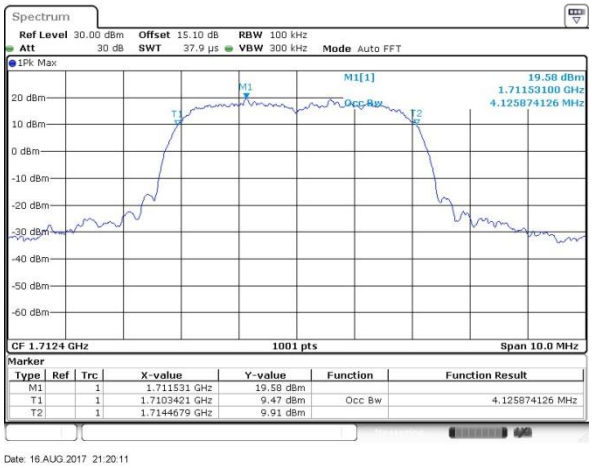

Middle Channel

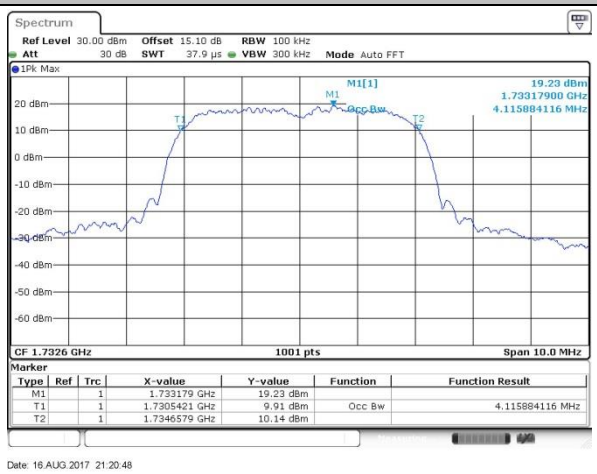

Highest Channel

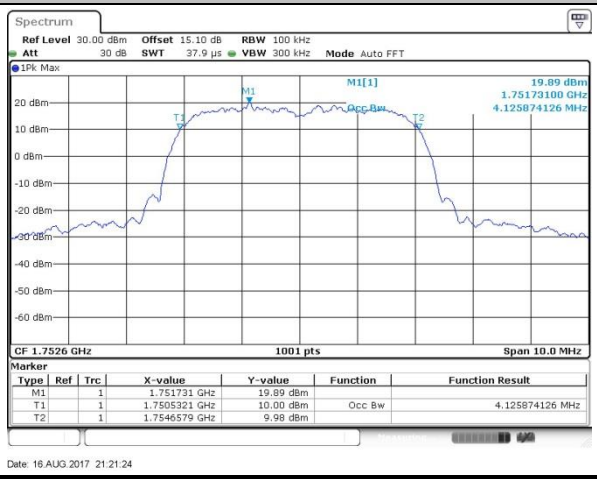

CDMA BC0 (1xRTT)

Lowest Channel

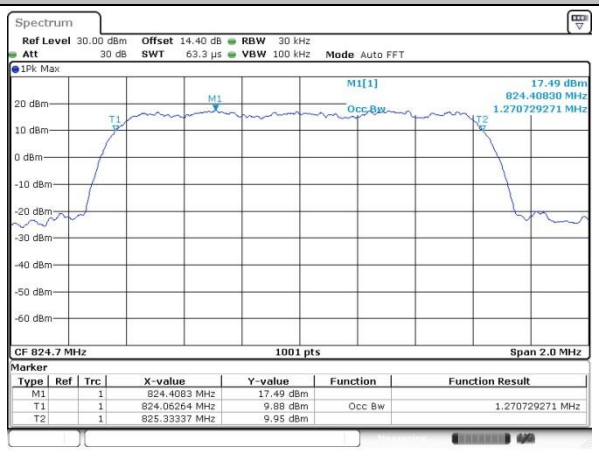

Middle Channel

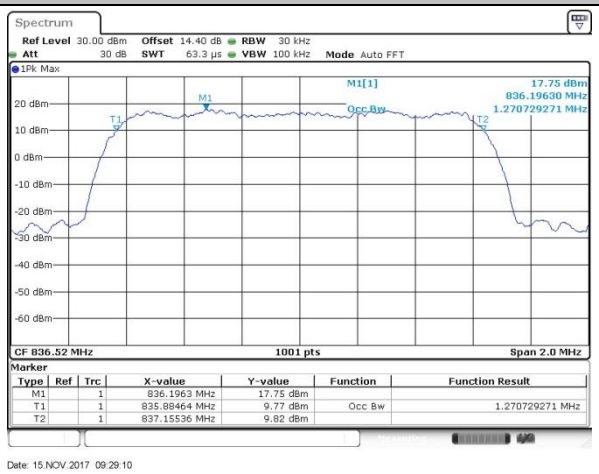

Highest Channel

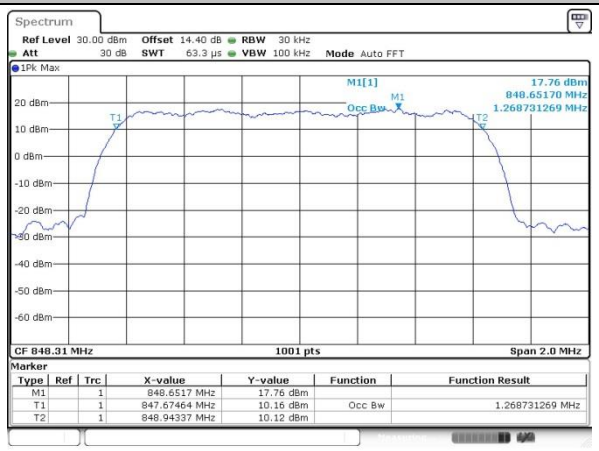

CDMA BC1(1xRTT)

Lowest Channel

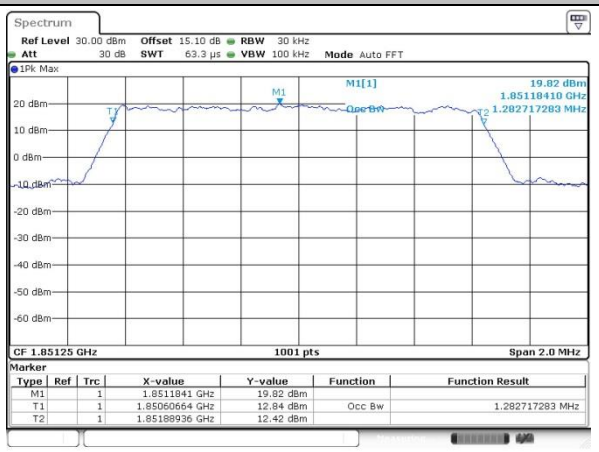

Middle Channel

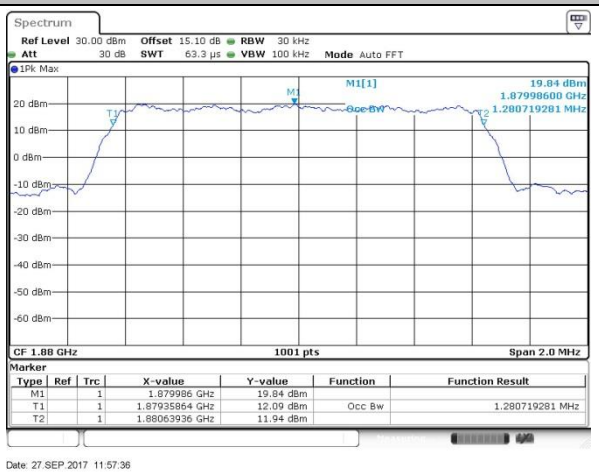

Highest Channel

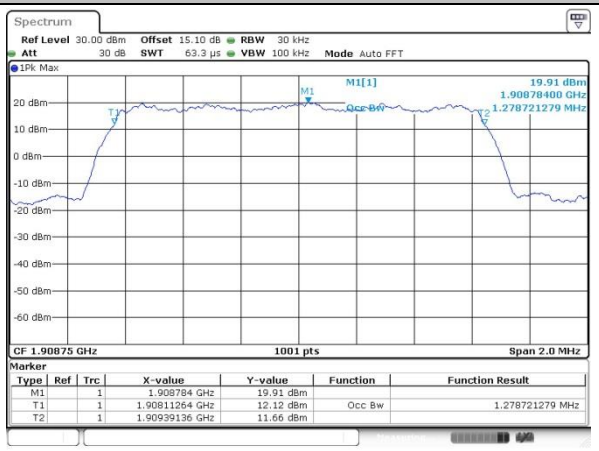

Conducted Band Edge

GSM850 (GSM)

Lowest Band Edge

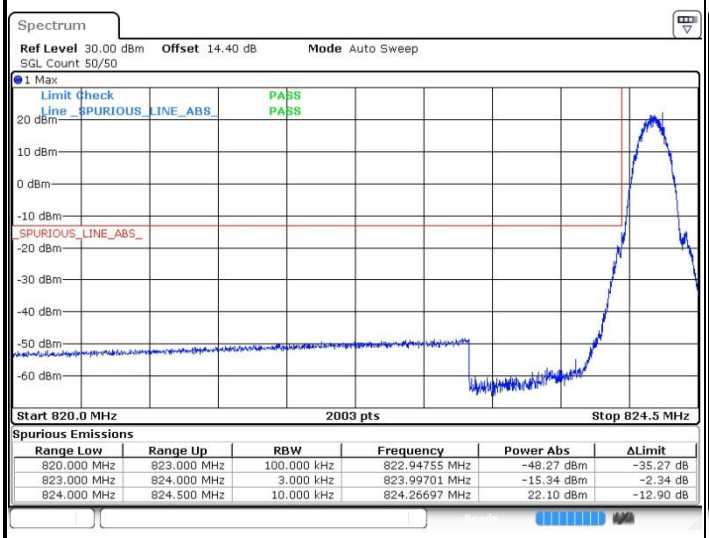

Spurious Emissions

Range Low	Range Up	RBW	Frequency	Power Abs	ΔLimit
820.000 MHz	823.000 MHz	100.000 kHz	822.94755 MHz	-48.27 dBm	-35.27 dB
823.000 MHz	824.000 MHz	3.000 kHz	823.99701 MHz	-15.34 dBm	-2.34 dB
824.000 MHz	824.500 MHz	10.000 kHz	824.26697 MHz	22.10 dBm	-12.90 dB

Date: 16.AUG.2017 19:03:34

Highest Band Edge

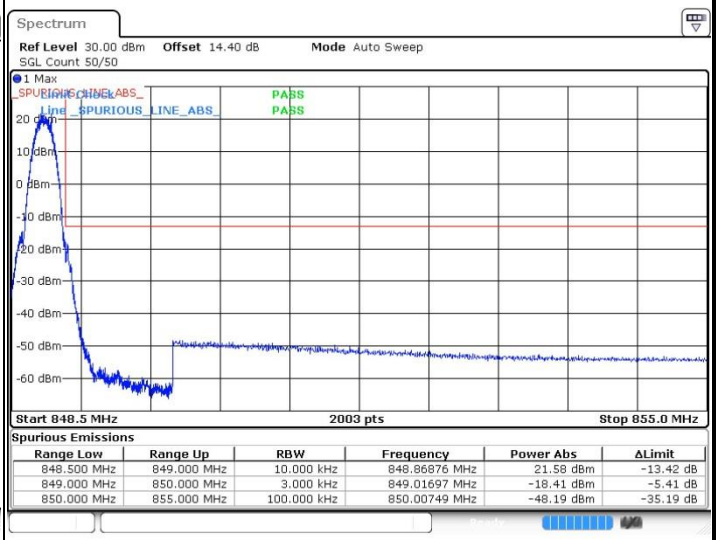

Spurious Emissions

Range Low	Range Up	RBW	Frequency	Power Abs	ΔLimit
848.500 MHz	849.000 MHz	10.000 kHz	848.86876 MHz	21.58 dBm	-13.42 dB
849.000 MHz	850.000 MHz	3.000 kHz	849.01697 MHz	-18.41 dBm	-5.41 dB
850.000 MHz	855.000 MHz	100.000 kHz	850.00749 MHz	-48.19 dBm	-35.19 dB

Date: 16.AUG.2017 19:05:40

GSM850 (EDGE class 8)

Lowest Band Edge

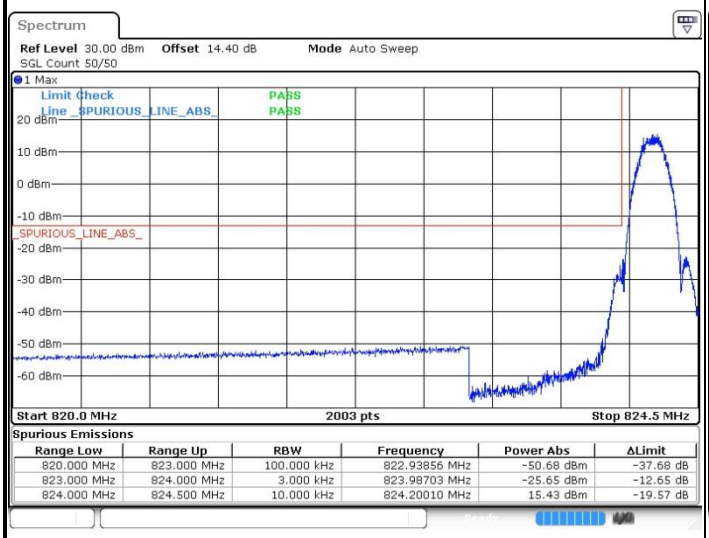

Spurious Emissions

Range Low	Range Up	RBW	Frequency	Power Abs	ΔLimit
820.000 MHz	823.000 MHz	100.000 kHz	822.93856 MHz	-50.68 dBm	-37.68 dB
823.000 MHz	824.000 MHz	3.000 kHz	823.98703 MHz	-25.65 dBm	-12.65 dB
824.000 MHz	824.500 MHz	10.000 kHz	824.20010 MHz	15.43 dBm	-19.57 dB

Date: 16.AUG.2017 19:23:27

Highest Band Edge

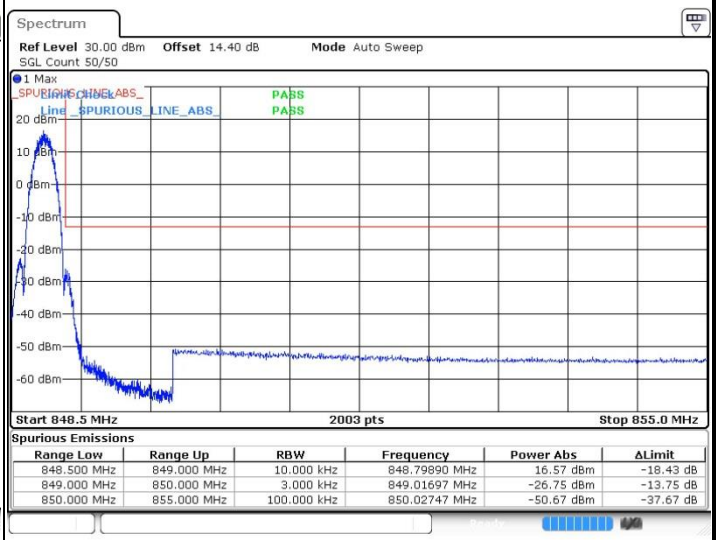

Spurious Emissions

Range Low	Range Up	RBW	Frequency	Power Abs	ΔLimit
848.500 MHz	849.000 MHz	10.000 kHz	848.79890 MHz	16.57 dBm	-18.43 dB
849.000 MHz	850.000 MHz	3.000 kHz	849.01697 MHz	-26.75 dBm	-13.75 dB
850.000 MHz	855.000 MHz	100.000 kHz	850.02747 MHz	-50.67 dBm	-37.67 dB

Date: 16.AUG.2017 19:25:21

GSM1900 (GSM)

Lowest Band Edge

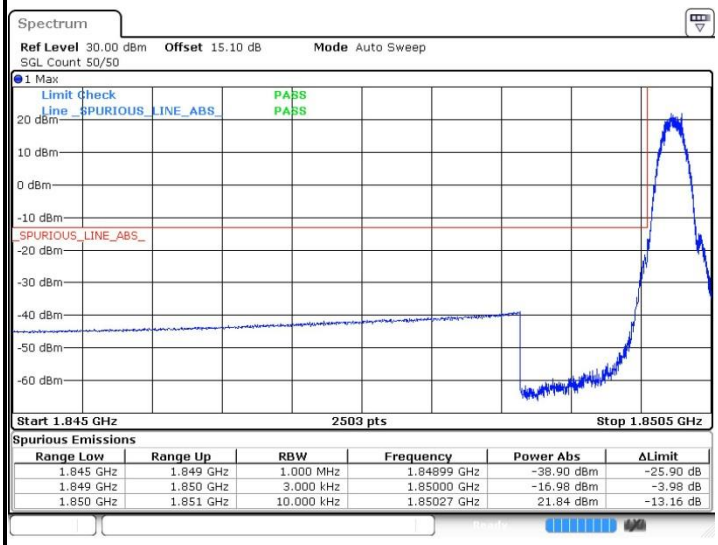

Spurious Emissions

Range Low	Range Up	RBW	Frequency	Power Abs	ΔLimit
1.845 GHz	1.849 GHz	1.000 MHz	1.84899 GHz	-38.90 dBm	-25.90 dB
1.849 GHz	1.850 GHz	3.000 kHz	1.85000 GHz	-16.98 dBm	-3.98 dB
1.850 GHz	1.851 GHz	10.000 kHz	1.85027 GHz	21.84 dBm	-13.16 dB

Date: 16.AUG.2017 19:45:20

Highest Band Edge

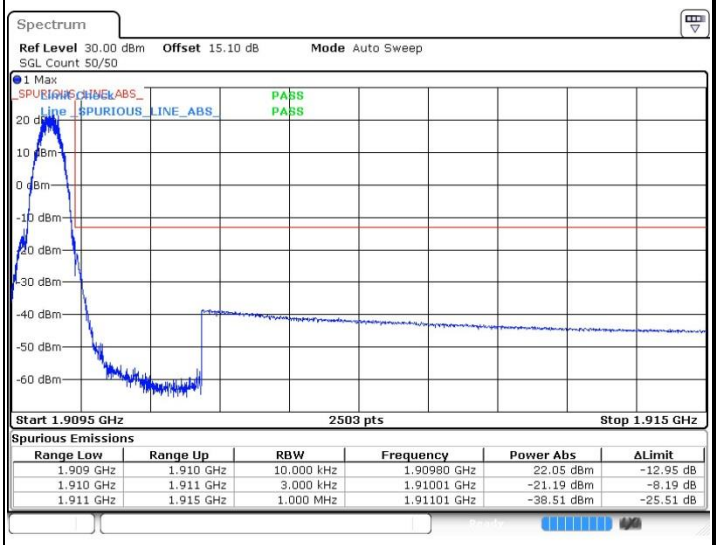

Spurious Emissions

Range Low	Range Up	RBW	Frequency	Power Abs	ΔLimit
1.909 GHz	1.910 GHz	10.000 kHz	1.90980 GHz	22.05 dBm	-12.95 dB
1.910 GHz	1.911 GHz	3.000 kHz	1.91001 GHz	-21.19 dBm	-8.19 dB
1.911 GHz	1.915 GHz	1.000 MHz	1.91101 GHz	-38.51 dBm	-25.51 dB

Date: 16.AUG.2017 19:46:51

GSM1900 (EDGE class 8)

Lowest Band Edge

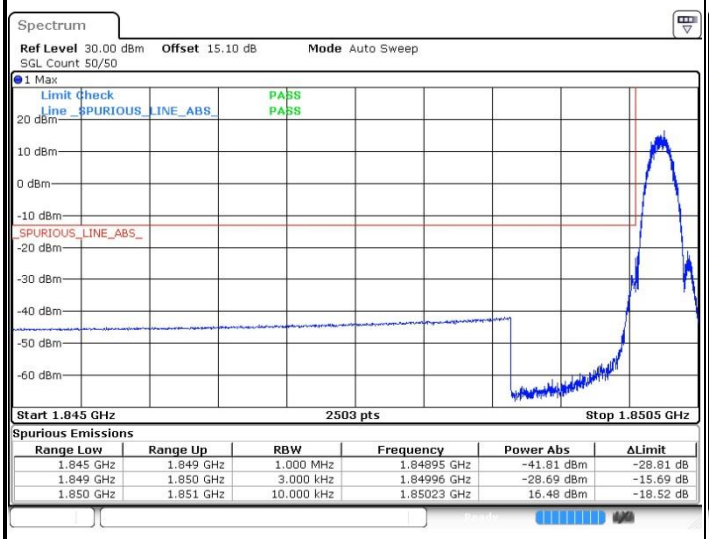

Spurious Emissions

Range Low	Range Up	RBW	Frequency	Power Abs	ΔLimit
1.845 GHz	1.849 GHz	1.000 MHz	1.84895 GHz	-41.81 dBm	-28.81 dB
1.849 GHz	1.850 GHz	3.000 kHz	1.84996 GHz	-28.69 dBm	-15.69 dB
1.850 GHz	1.851 GHz	10.000 kHz	1.85023 GHz	16.48 dBm	-18.52 dB

Date: 16.AUG.2017 20:14:37

Highest Band Edge

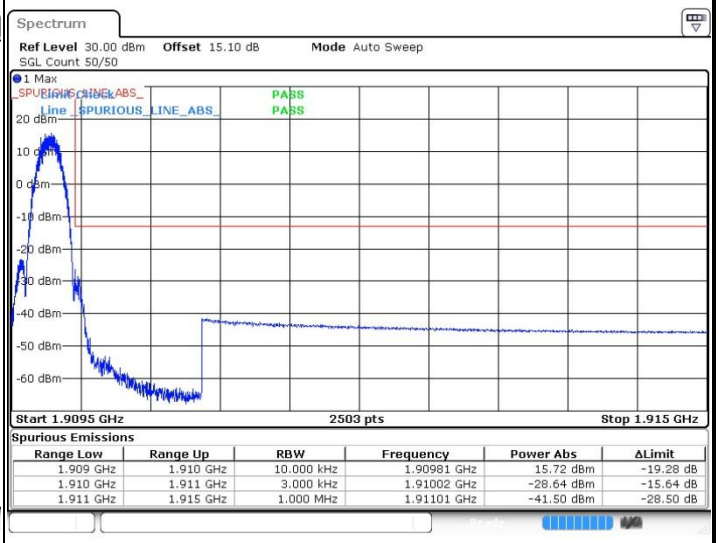

Spurious Emissions

Range Low	Range Up	RBW	Frequency	Power Abs	ΔLimit
1.909 GHz	1.910 GHz	10.000 kHz	1.90981 GHz	15.72 dBm	-19.28 dB
1.910 GHz	1.911 GHz	3.000 kHz	1.91002 GHz	-28.64 dBm	-15.64 dB
1.911 GHz	1.915 GHz	1.000 MHz	1.91101 GHz	-41.50 dBm	-28.50 dB

Date: 16.AUG.2017 20:16:05

WCDMA Band V (RMC 12.2Kbps)

Lowest Band Edge

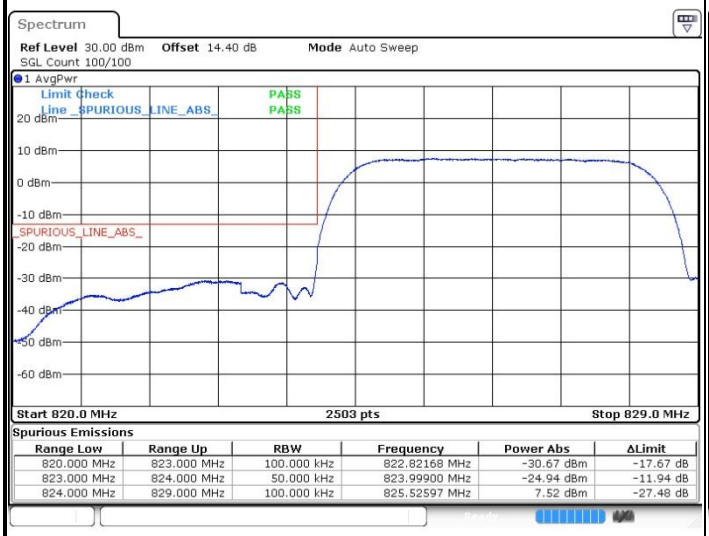

Spurious Emissions

Range Low	Range Up	RBW	Frequency	Power Abs	ΔLimit
820.000 MHz	823.000 MHz	100.000 kHz	822.82168 MHz	-30.67 dBm	-17.67 dB
823.000 MHz	824.000 MHz	50.000 kHz	823.99900 MHz	-24.94 dBm	-11.94 dB
824.000 MHz	829.000 MHz	100.000 kHz	825.52597 MHz	7.52 dBm	-27.48 dB

Date: 16.AUG.2017 23:05:05

Highest Band Edge

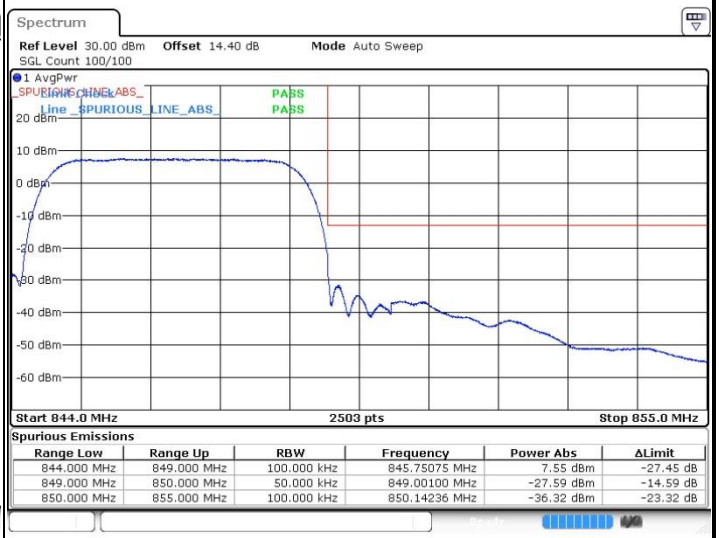

Spurious Emissions

Range Low	Range Up	RBW	Frequency	Power Abs	ΔLimit
844.000 MHz	849.000 MHz	100.000 kHz	845.75075 MHz	7.55 dBm	-27.45 dB
849.000 MHz	850.000 MHz	50.000 kHz	849.00100 MHz	-27.59 dBm	-14.59 dB
850.000 MHz	855.000 MHz	100.000 kHz	850.14236 MHz	-36.32 dBm	-23.32 dB

Date: 16.AUG.2017 23:07:59

WCDMA Band II (RMC 12.2Kbps)

Lowest Band Edge

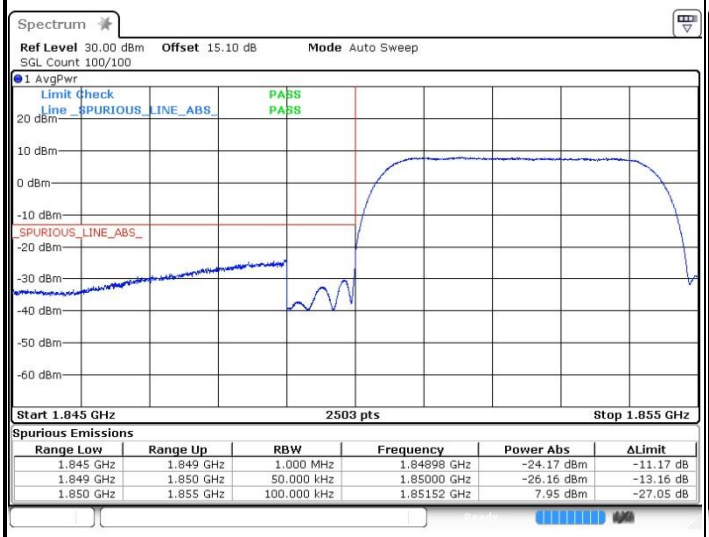

Spurious Emissions

Range Low	Range Up	RBW	Frequency	Power Abs	ΔLimit
1.845 GHz	1.849 GHz	1.000 MHz	1.84898 GHz	-24.17 dBm	-11.17 dB
1.849 GHz	1.850 GHz	50.000 kHz	1.85000 GHz	-26.16 dBm	-13.16 dB
1.850 GHz	1.855 GHz	100.000 kHz	1.85152 GHz	7.95 dBm	-27.05 dB

Date: 16.AUG.2017 22:51:50

Highest Band Edge

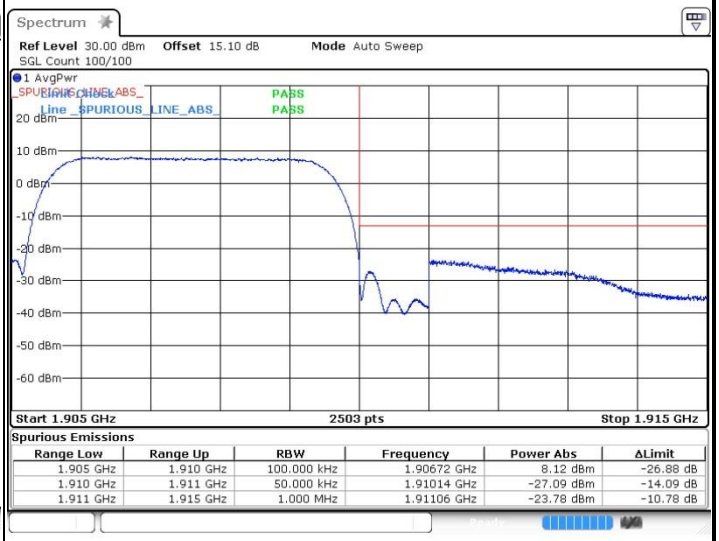

Spurious Emissions

Range Low	Range Up	RBW	Frequency	Power Abs	ΔLimit
1.905 GHz	1.910 GHz	100.000 kHz	1.90672 GHz	8.12 dBm	-26.88 dB
1.910 GHz	1.911 GHz	50.000 kHz	1.91014 GHz	-27.09 dBm	-14.09 dB
1.911 GHz	1.915 GHz	1.000 MHz	1.91106 GHz	-23.78 dBm	-10.78 dB

Date: 16.AUG.2017 22:54:36

WCDMA Band IV (RMC 12.2Kbps)

Lowest Band Edge

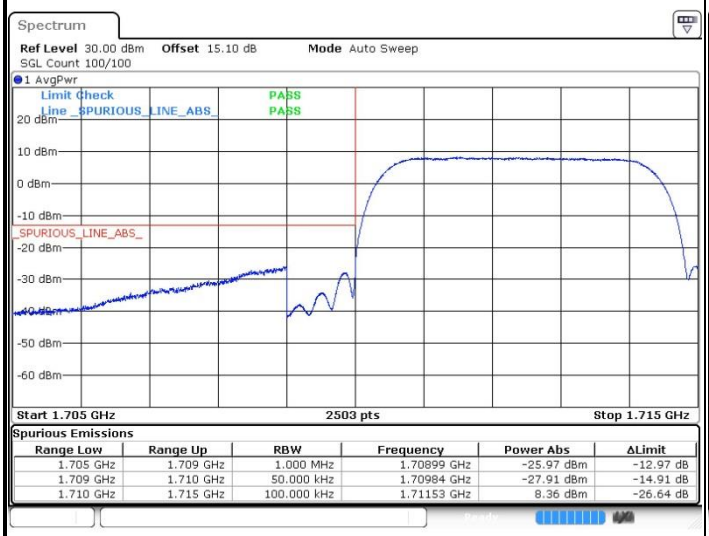

Spurious Emissions

Range Low	Range Up	RBW	Frequency	Power Abs	ΔLimit
1.705 GHz	1.709 GHz	1.000 MHz	1.70899 GHz	-25.97 dBm	-12.97 dB
1.709 GHz	1.710 GHz	50.000 kHz	1.70984 GHz	-27.91 dBm	-14.91 dB
1.710 GHz	1.715 GHz	100.000 kHz	1.71153 GHz	8.36 dBm	-26.64 dB

Date: 16.AUG.2017 21:25:15

Highest Band Edge

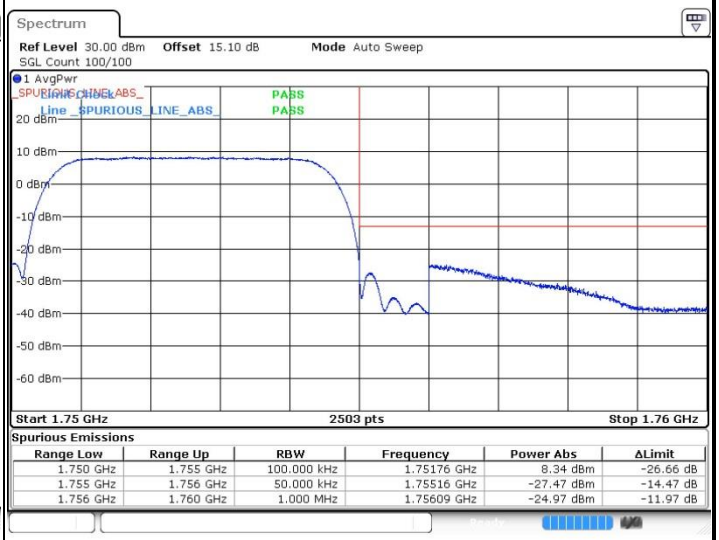

Spurious Emissions

Range Low	Range Up	RBW	Frequency	Power Abs	ΔLimit
1.750 GHz	1.755 GHz	100.000 kHz	1.75176 GHz	8.34 dBm	-26.66 dB
1.755 GHz	1.756 GHz	50.000 kHz	1.75516 GHz	-27.47 dBm	-14.47 dB
1.756 GHz	1.760 GHz	1.000 MHz	1.75609 GHz	-24.97 dBm	-11.97 dB

Date: 16.AUG.2017 21:29:04

CDMA BC0 (1xRTT)

Lowest Band Edge

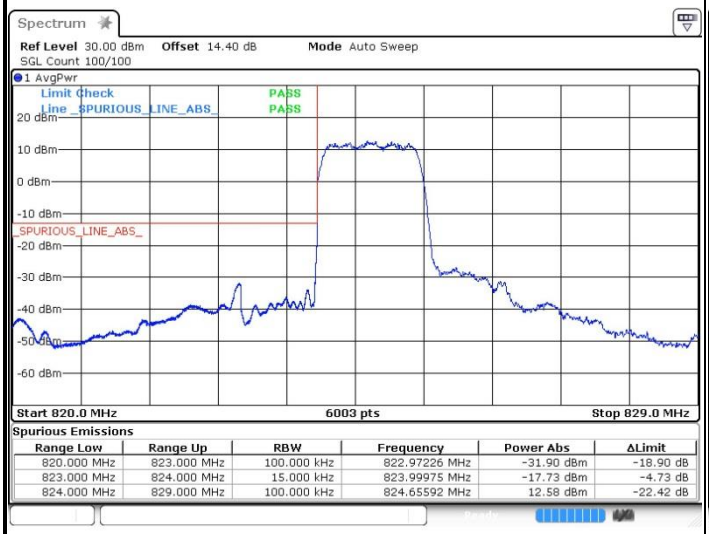

Spurious Emissions

Range Low	Range Up	RBW	Frequency	Power Abs	ΔLimit
820.000 MHz	823.000 MHz	100.000 kHz	822.97226 MHz	-31.90 dBm	-18.90 dB
823.000 MHz	824.000 MHz	15.000 kHz	823.99975 MHz	-17.73 dBm	-4.73 dB
824.000 MHz	829.000 MHz	100.000 kHz	824.65592 MHz	12.58 dBm	-22.42 dB

Date: 15.NOV.2017 09:38:33

Highest Band Edge

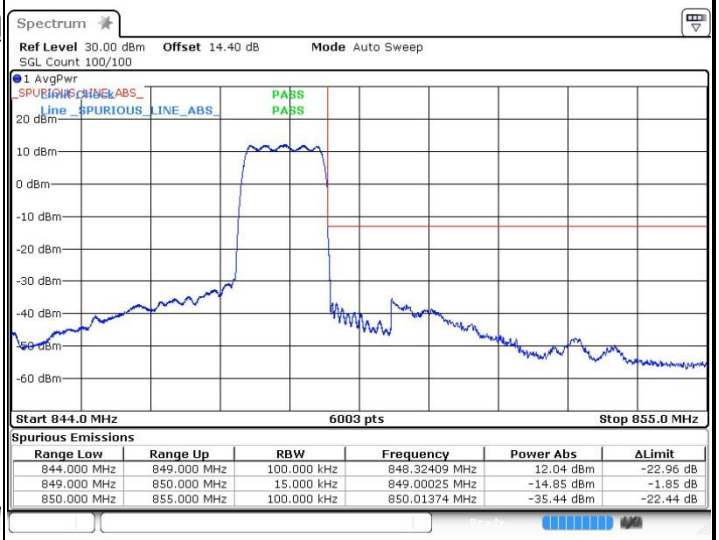

Spurious Emissions

Range Low	Range Up	RBW	Frequency	Power Abs	ΔLimit
844.000 MHz	849.000 MHz	100.000 kHz	848.32409 MHz	12.04 dBm	-22.96 dB
849.000 MHz	850.000 MHz	15.000 kHz	849.00025 MHz	-14.85 dBm	-1.85 dB
850.000 MHz	855.000 MHz	100.000 kHz	850.01374 MHz	-35.44 dBm	-22.44 dB

Date: 15.NOV.2017 09:41:19

CDMA BC1 (1xRTT)

Lowest Band Edge

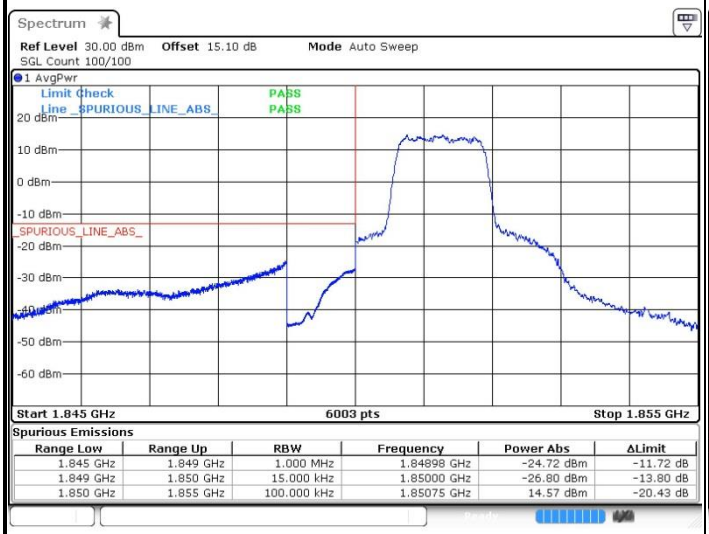

Spurious Emissions

Range Low	Range Up	RBW	Frequency	Power Abs	ΔLimit
1.845 GHz	1.849 GHz	1.000 MHz	1.84898 GHz	-24.72 dBm	-11.72 dB
1.849 GHz	1.850 GHz	15.000 kHz	1.85000 GHz	-26.80 dBm	-13.80 dB
1.850 GHz	1.855 GHz	100.000 kHz	1.85075 GHz	14.57 dBm	-20.43 dB

Date: 27.SEP.2017 11:47:36

Highest Band Edge

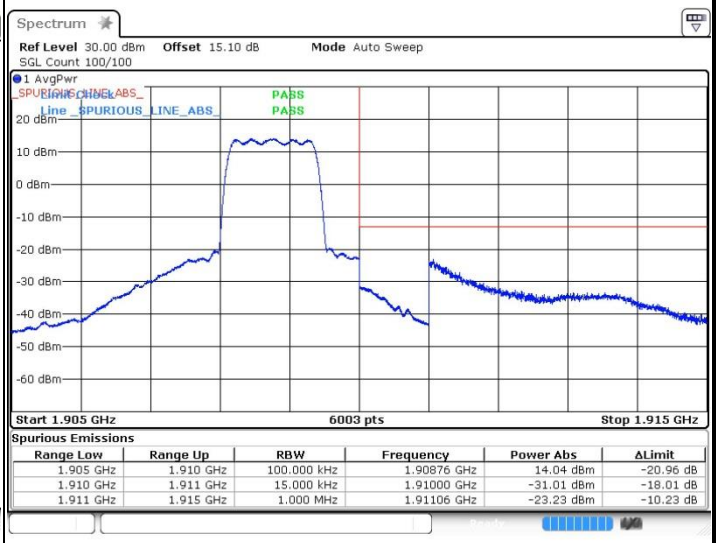

Spurious Emissions

Range Low	Range Up	RBW	Frequency	Power Abs	ΔLimit
1.905 GHz	1.910 GHz	100.000 kHz	1.90876 GHz	14.04 dBm	-20.96 dB
1.910 GHz	1.911 GHz	15.000 kHz	1.91000 GHz	-31.01 dBm	-18.01 dB
1.911 GHz	1.915 GHz	1.000 MHz	1.91106 GHz	-23.23 dBm	-10.23 dB

Date: 27.SEP.2017 11:50:24

Conducted Spurious Emission

GSM850 (GSM)

Lowest Channel

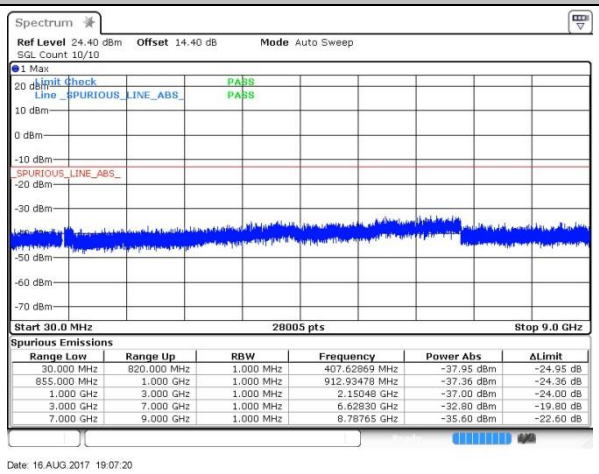

Spurious Emissions

Range Low	Range Up	RBW	Frequency	Power Abs	ΔLimit
30.000 MHz	820.000 MHz	1.000 MHz	407.62869 MHz	-37.95 dBm	-24.95 dB
855.000 MHz	1.000 GHz	1.000 MHz	912.93478 MHz	-37.36 dBm	-24.36 dB
1.000 GHz	3.000 GHz	1.000 MHz	2.15048 GHz	-37.00 dBm	-24.00 dB
3.000 GHz	7.000 GHz	1.000 MHz	6.62830 GHz	-32.80 dBm	-19.80 dB
7.000 GHz	9.000 GHz	1.000 MHz	8.78765 GHz	-35.60 dBm	-22.60 dB

Date: 16.AUG.2017 19:07:20

Middle Channel

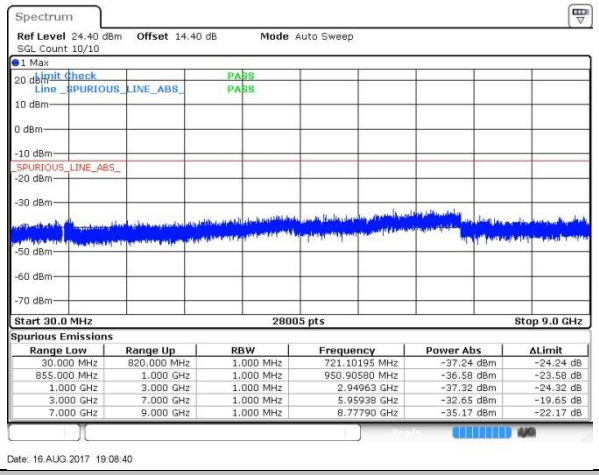

Spurious Emissions

Range Low	Range Up	RBW	Frequency	Power Abs	ΔLimit
30.000 MHz	820.000 MHz	1.000 MHz	721.10195 MHz	-37.24 dBm	-24.24 dB
855.000 MHz	1.000 GHz	1.000 MHz	950.90580 MHz	-36.58 dBm	-23.58 dB
1.000 GHz	3.000 GHz	1.000 MHz	2.94963 GHz	-37.32 dBm	-24.32 dB
3.000 GHz	7.000 GHz	1.000 MHz	5.95938 GHz	-32.65 dBm	-19.65 dB
7.000 GHz	9.000 GHz	1.000 MHz	8.77790 GHz	-35.17 dBm	-22.17 dB

Date: 16.AUG.2017 19:08:40

Highest Channel

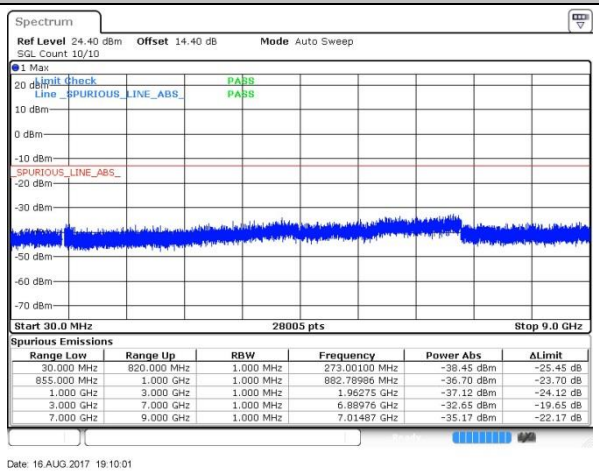

Spurious Emissions

Range Low	Range Up	RBW	Frequency	Power Abs	ΔLimit
30.000 MHz	820.000 MHz	1.000 MHz	273.00100 MHz	-38.45 dBm	-25.45 dB
855.000 MHz	1.000 GHz	1.000 MHz	882.78986 MHz	-36.70 dBm	-23.70 dB
1.000 GHz	3.000 GHz	1.000 MHz	1.96275 GHz	-37.12 dBm	-24.12 dB
3.000 GHz	7.000 GHz	1.000 MHz	6.88976 GHz	-32.65 dBm	-19.65 dB
7.000 GHz	9.000 GHz	1.000 MHz	7.01487 GHz	-35.17 dBm	-22.17 dB

Date: 16.AUG.2017 19:10:01

GSM850 (EDGE class 8)

Lowest Channel

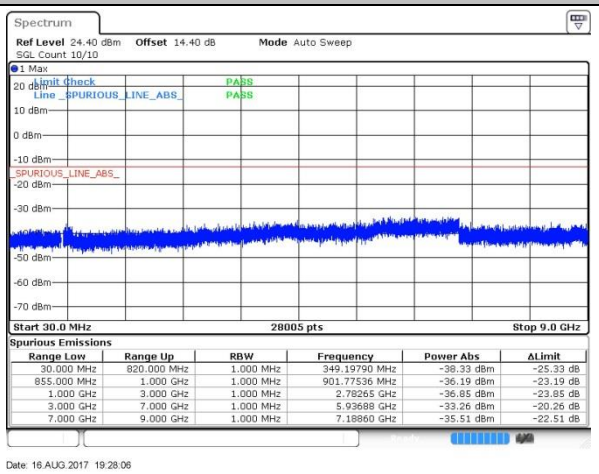

Spurious Emissions

Range Low	Range Up	RBW	Frequency	Power Abs	ΔLimit
30.000 MHz	820.000 MHz	1.000 MHz	349.19790 MHz	-38.33 dBm	-25.33 dB
855.000 MHz	1.000 GHz	1.000 MHz	901.77536 MHz	-36.19 dBm	-23.19 dB
1.000 GHz	3.000 GHz	1.000 MHz	2.78265 GHz	-36.85 dBm	-23.85 dB
3.000 GHz	7.000 GHz	1.000 MHz	5.92688 GHz	-33.26 dBm	-20.26 dB
7.000 GHz	9.000 GHz	1.000 MHz	7.18860 GHz	-35.51 dBm	-22.51 dB

Date: 16.AUG.2017 19:28:06

Middle Channel

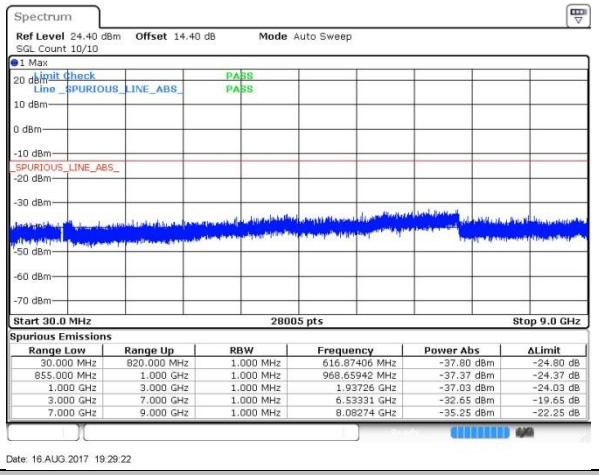

Spurious Emissions

Range Low	Range Up	RBW	Frequency	Power Abs	ΔLimit
30.000 MHz	820.000 MHz	1.000 MHz	616.87406 MHz	-37.80 dBm	-24.80 dB
855.000 MHz	1.000 GHz	1.000 MHz	968.65942 MHz	-37.37 dBm	-24.37 dB
1.000 GHz	3.000 GHz	1.000 MHz	1.93726 GHz	-37.03 dBm	-24.03 dB
3.000 GHz	7.000 GHz	1.000 MHz	6.53331 GHz	-32.65 dBm	-19.65 dB
7.000 GHz	9.000 GHz	1.000 MHz	8.08274 GHz	-35.25 dBm	-22.25 dB

Date: 16.AUG.2017 19:29:22

Highest Channel

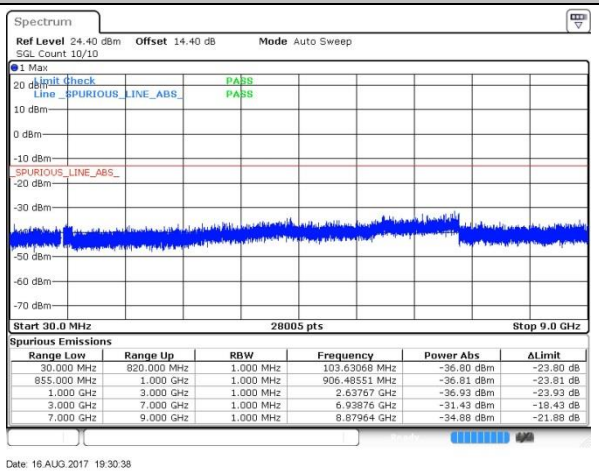

Spurious Emissions

Range Low	Range Up	RBW	Frequency	Power Abs	ΔLimit
30.000 MHz	820.000 MHz	1.000 MHz	103.63068 MHz	-36.80 dBm	-23.80 dB
855.000 MHz	1.000 GHz	1.000 MHz	906.48551 MHz	-36.81 dBm	-23.81 dB
1.000 GHz	3.000 GHz	1.000 MHz	2.63767 GHz	-36.93 dBm	-23.93 dB
3.000 GHz	7.000 GHz	1.000 MHz	6.93876 GHz	-31.43 dBm	-18.43 dB
7.000 GHz	9.000 GHz	1.000 MHz	8.87964 GHz	-34.88 dBm	-21.88 dB

Date: 16.AUG.2017 19:30:38

GSM1900 (GSM)

Lowest Channel

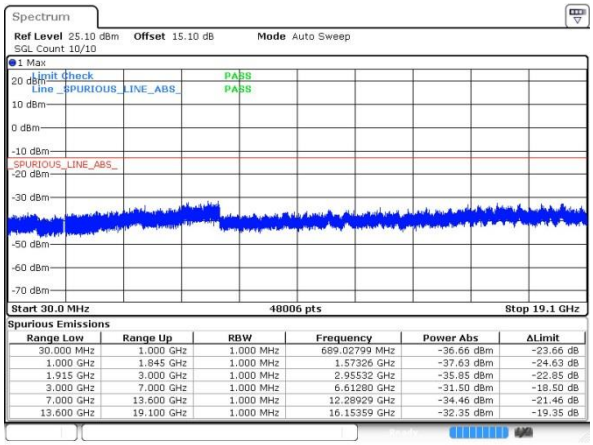

Spurious Emissions

Range Low	Range Up	RBW	Frequency	Power Abs	ΔLimit
30.000 MHz	1.000 GHz	1.000 MHz	689.02799 MHz	-36.66 dBm	-23.66 dB
1.000 GHz	1.845 GHz	1.000 MHz	1.57326 GHz	-37.63 dBm	-24.63 dB
1.915 GHz	3.000 GHz	1.000 MHz	2.95532 GHz	-35.85 dBm	-22.85 dB
3.000 GHz	7.000 GHz	1.000 MHz	6.61280 GHz	-31.50 dBm	-18.50 dB
7.000 GHz	13.600 GHz	1.000 MHz	12.28929 GHz	-34.46 dBm	-21.46 dB
13.600 GHz	19.100 GHz	1.000 MHz	16.15359 GHz	-32.35 dBm	-19.35 dB

Date: 16.AUG.2017 19:49:06

Middle Channel

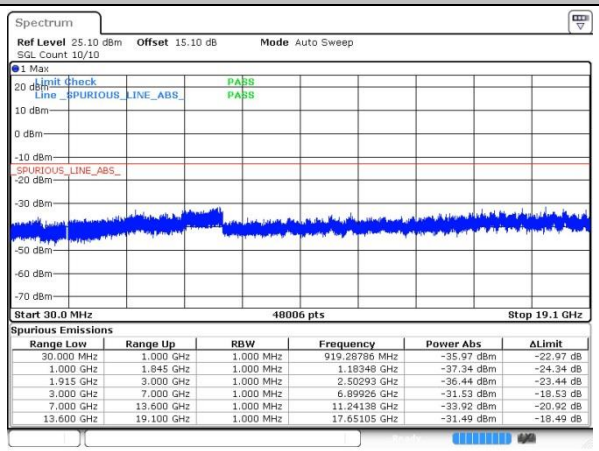

Spurious Emissions

Range Low	Range Up	RBW	Frequency	Power Abs	ΔLimit
30.000 MHz	1.000 GHz	1.000 MHz	919.28786 MHz	-35.97 dBm	-22.97 dB
1.000 GHz	1.845 GHz	1.000 MHz	1.18348 GHz	-37.34 dBm	-24.34 dB
1.915 GHz	3.000 GHz	1.000 MHz	2.50293 GHz	-36.44 dBm	-23.44 dB
3.000 GHz	7.000 GHz	1.000 MHz	6.89926 GHz	-31.53 dBm	-18.53 dB
7.000 GHz	13.600 GHz	1.000 MHz	11.24138 GHz	-33.92 dBm	-20.92 dB
13.600 GHz	19.100 GHz	1.000 MHz	17.65105 GHz	-31.49 dBm	-18.49 dB

Date: 16.AUG.2017 19:50:26

Highest Channel

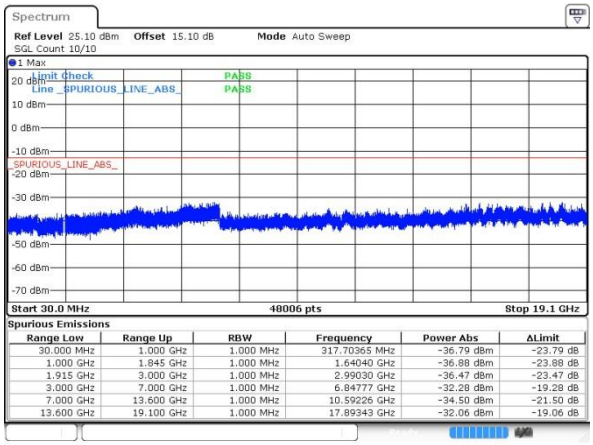

Spurious Emissions

Range Low	Range Up	RBW	Frequency	Power Abs	ΔLimit
30.000 MHz	1.000 GHz	1.000 MHz	317.70365 MHz	-36.79 dBm	-23.79 dB
1.000 GHz	1.845 GHz	1.000 MHz	1.64040 GHz	-36.88 dBm	-23.88 dB
1.915 GHz	3.000 GHz	1.000 MHz	2.99030 GHz	-36.47 dBm	-23.47 dB
3.000 GHz	7.000 GHz	1.000 MHz	6.84777 GHz	-32.28 dBm	-19.28 dB
7.000 GHz	13.600 GHz	1.000 MHz	10.59226 GHz	-34.50 dBm	-21.50 dB
13.600 GHz	19.100 GHz	1.000 MHz	17.89343 GHz	-32.06 dBm	-19.06 dB

Date: 16.AUG.2017 19:51:43

GSM1900 (EDGE class 8)

Lowest Channel

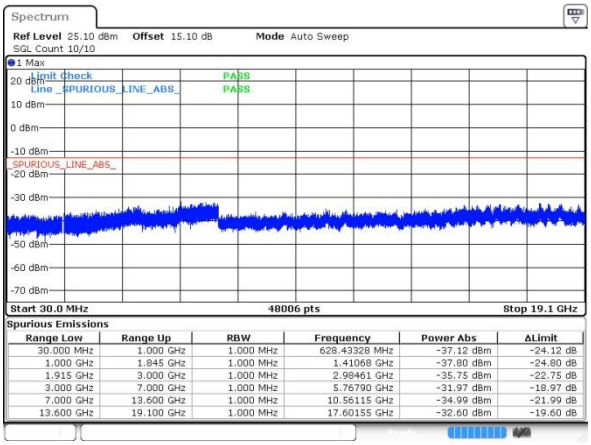

Spurious Emissions

Range Low	Range Up	RBW	Frequency	Power Abs	ΔLimit
30.000 MHz	1.000 GHz	1.000 MHz	628.43328 MHz	-37.12 dBm	-24.12 dB
1.000 GHz	1.845 GHz	1.000 MHz	1.41068 GHz	-37.80 dBm	-24.80 dB
1.915 GHz	3.000 GHz	1.000 MHz	2.98461 GHz	-35.75 dBm	-22.75 dB
3.000 GHz	7.000 GHz	1.000 MHz	5.76790 GHz	-31.97 dBm	-18.97 dB
7.000 GHz	13.600 GHz	1.000 MHz	10.56115 GHz	-34.99 dBm	-21.99 dB
13.600 GHz	19.100 GHz	1.000 MHz	17.60155 GHz	-32.60 dBm	-19.60 dB

Date: 16.AUG.2017 20:17:49

Middle Channel

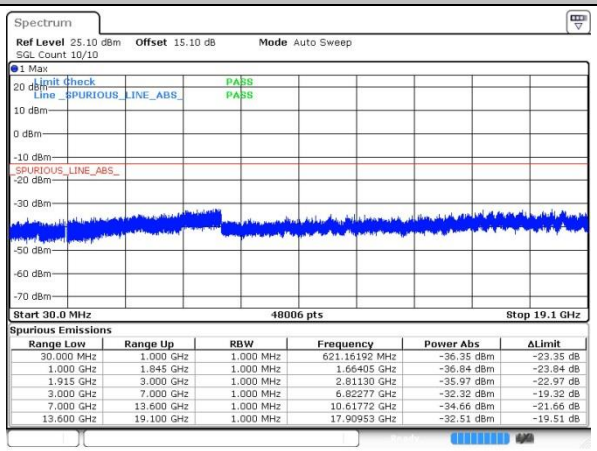

Spurious Emissions

Range Low	Range Up	RBW	Frequency	Power Abs	ΔLimit
30.000 MHz	1.000 GHz	1.000 MHz	621.16192 MHz	-36.35 dBm	-23.35 dB
1.000 GHz	1.845 GHz	1.000 MHz	1.66405 GHz	-36.84 dBm	-23.84 dB
1.915 GHz	3.000 GHz	1.000 MHz	2.81130 GHz	-35.97 dBm	-22.97 dB
3.000 GHz	7.000 GHz	1.000 MHz	6.82277 GHz	-32.32 dBm	-19.32 dB
7.000 GHz	13.600 GHz	1.000 MHz	10.61772 GHz	-34.66 dBm	-21.66 dB
13.600 GHz	19.100 GHz	1.000 MHz	17.90953 GHz	-32.51 dBm	-19.51 dB

Date: 16.AUG.2017 20:19:08

Highest Channel

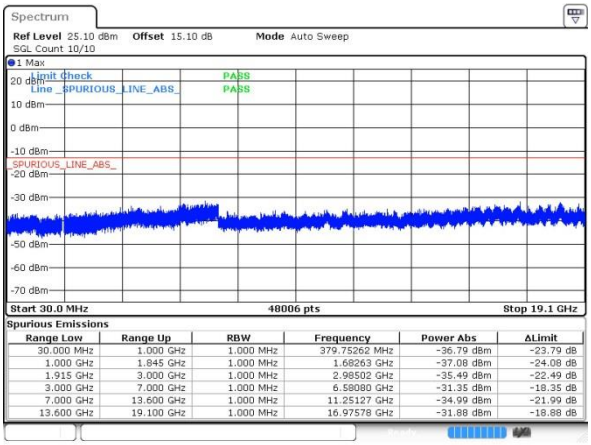

Spurious Emissions

Range Low	Range Up	RBW	Frequency	Power Abs	ΔLimit
30.000 MHz	1.000 GHz	1.000 MHz	379.75262 MHz	-36.79 dBm	-23.79 dB
1.000 GHz	1.845 GHz	1.000 MHz	1.68263 GHz	-37.08 dBm	-24.08 dB
1.915 GHz	3.000 GHz	1.000 MHz	2.98502 GHz	-35.49 dBm	-22.49 dB
3.000 GHz	7.000 GHz	1.000 MHz	6.58080 GHz	-31.35 dBm	-18.35 dB
7.000 GHz	13.600 GHz	1.000 MHz	11.25127 GHz	-34.99 dBm	-21.99 dB
13.600 GHz	19.100 GHz	1.000 MHz	16.97578 GHz	-31.88 dBm	-18.88 dB

Date: 16.AUG.2017 20:20:25

WCDMA Band V (RMC 12.2Kbps)

Lowest Channel

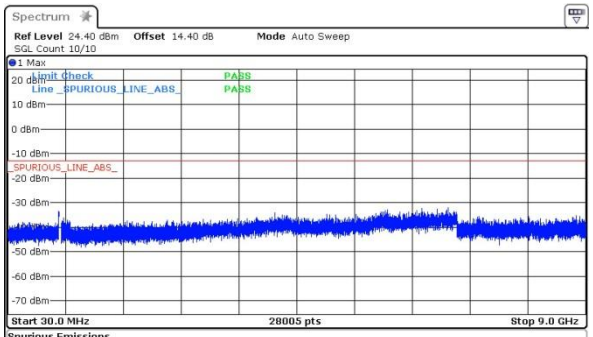

Spurious Emissions

Range Low	Range Up	RBW	Frequency	Power Abs	ΔLimit
30.000 MHz	820.000 MHz	1.000 MHz	819.01299 MHz	-33.50 dBm	-20.50 dB
855.000 MHz	1.000 GHz	1.000 MHz	895.03623 MHz	-36.16 dBm	-23.16 dB
1.000 GHz	3.000 GHz	1.000 MHz	2.50669 GHz	-36.95 dBm	-23.95 dB
3.000 GHz	7.000 GHz	1.000 MHz	6.86177 GHz	-31.94 dBm	-18.94 dB
7.000 GHz	9.000 GHz	1.000 MHz	8.85014 GHz	-35.30 dBm	-22.30 dB

Date: 16.AUG.2017 23:13:05

Middle Channel

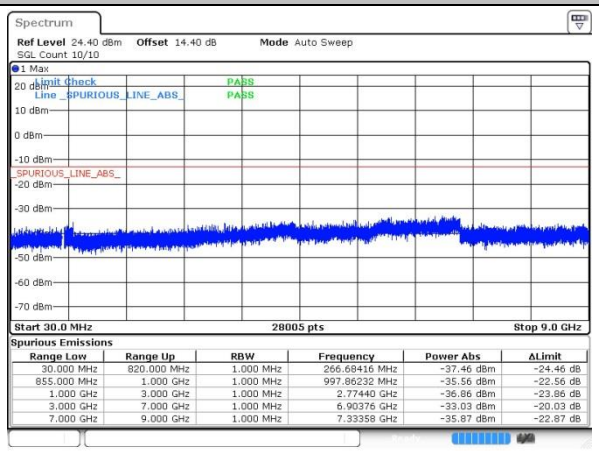

Spurious Emissions

Range Low	Range Up	RBW	Frequency	Power Abs	ΔLimit
30.000 MHz	820.000 MHz	1.000 MHz	266.68416 MHz	-37.46 dBm	-24.46 dB
855.000 MHz	1.000 GHz	1.000 MHz	997.86232 MHz	-35.56 dBm	-22.56 dB
1.000 GHz	3.000 GHz	1.000 MHz	2.77440 GHz	-36.86 dBm	-23.86 dB
3.000 GHz	7.000 GHz	1.000 MHz	6.90376 GHz	-33.03 dBm	-20.03 dB
7.000 GHz	9.000 GHz	1.000 MHz	7.33358 GHz	-35.87 dBm	-22.87 dB

Date: 16.AUG.2017 23:14:23

Highest Channel

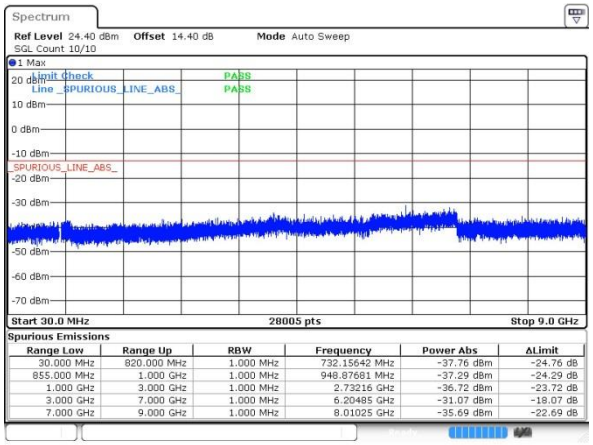

Spurious Emissions

Range Low	Range Up	RBW	Frequency	Power Abs	ΔLimit
30.000 MHz	820.000 MHz	1.000 MHz	732.15642 MHz	-37.76 dBm	-24.76 dB
855.000 MHz	1.000 GHz	1.000 MHz	948.87681 MHz	-37.29 dBm	-24.29 dB
1.000 GHz	3.000 GHz	1.000 MHz	2.73216 GHz	-36.72 dBm	-23.72 dB
3.000 GHz	7.000 GHz	1.000 MHz	6.20485 GHz	-31.07 dBm	-18.07 dB
7.000 GHz	9.000 GHz	1.000 MHz	8.01025 GHz	-35.69 dBm	-22.69 dB

Date: 16.AUG.2017 23:15:40

WCDMA Band II (RMC 12.2Kbps)

Lowest Channel

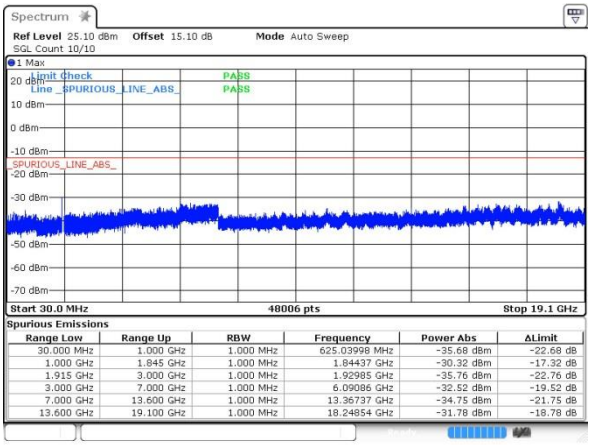

Spurious Emissions

Range Low	Range Up	RBW	Frequency	Power Abs	ΔLimit
30.000 MHz	1.000 GHz	1.000 MHz	625.03998 MHz	-35.68 dBm	-22.68 dB
1.000 GHz	1.845 GHz	1.000 MHz	1.84437 GHz	-30.32 dBm	-17.32 dB
1.915 GHz	3.000 GHz	1.000 MHz	1.92985 GHz	-35.76 dBm	-22.76 dB
3.000 GHz	7.000 GHz	1.000 MHz	6.09086 GHz	-32.52 dBm	-19.52 dB
7.000 GHz	13.600 GHz	1.000 MHz	13.36737 GHz	-34.75 dBm	-21.75 dB
13.600 GHz	19.100 GHz	1.000 MHz	18.24854 GHz	-31.78 dBm	-18.78 dB

Date: 16.AUG.2017 21:07:41

Middle Channel

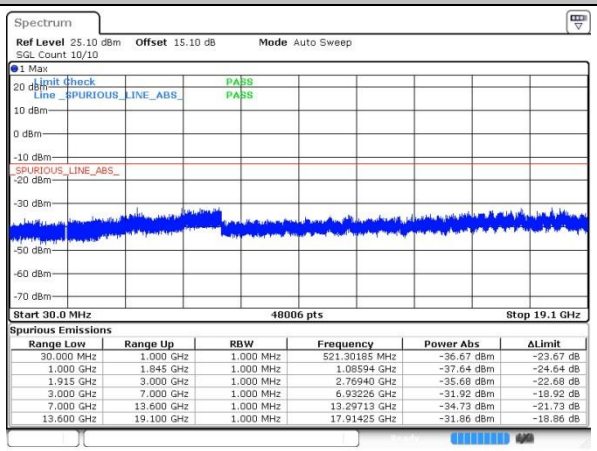

Spurious Emissions

Range Low	Range Up	RBW	Frequency	Power Abs	ΔLimit
30.000 MHz	1.000 GHz	1.000 MHz	521.30185 MHz	-36.67 dBm	-23.67 dB
1.000 GHz	1.845 GHz	1.000 MHz	1.08594 GHz	-37.64 dBm	-24.64 dB
1.915 GHz	3.000 GHz	1.000 MHz	2.76940 GHz	-35.68 dBm	-22.68 dB
3.000 GHz	7.000 GHz	1.000 MHz	6.93226 GHz	-31.92 dBm	-18.92 dB
7.000 GHz	13.600 GHz	1.000 MHz	13.29713 GHz	-34.73 dBm	-21.73 dB
13.600 GHz	19.100 GHz	1.000 MHz	17.91425 GHz	-31.86 dBm	-18.86 dB

Date: 16.AUG.2017 21:09:00

Highest Channel

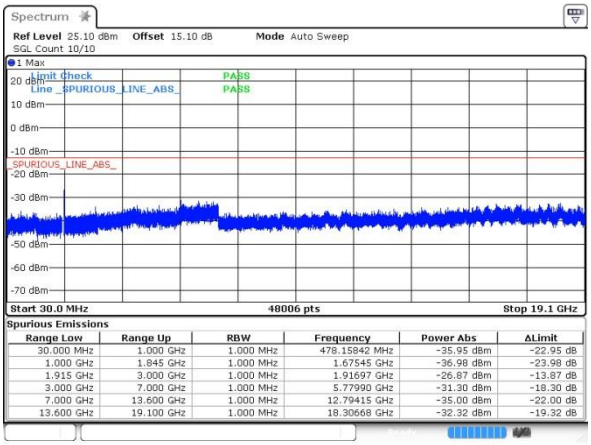

Spurious Emissions

Range Low	Range Up	RBW	Frequency	Power Abs	ΔLimit
30.000 MHz	1.000 GHz	1.000 MHz	478.15842 MHz	-35.95 dBm	-22.95 dB
1.000 GHz	1.845 GHz	1.000 MHz	1.67545 GHz	-36.98 dBm	-23.98 dB
1.915 GHz	3.000 GHz	1.000 MHz	1.91697 GHz	-26.87 dBm	-13.87 dB
3.000 GHz	7.000 GHz	1.000 MHz	5.77990 GHz	-31.30 dBm	-18.30 dB
7.000 GHz	13.600 GHz	1.000 MHz	12.79415 GHz	-35.00 dBm	-22.00 dB
13.600 GHz	19.100 GHz	1.000 MHz	18.30668 GHz	-32.32 dBm	-19.32 dB

Date: 16.AUG.2017 21:10:19

WCDMA Band IV (RMC 12.2Kbps)

Lowest Channel

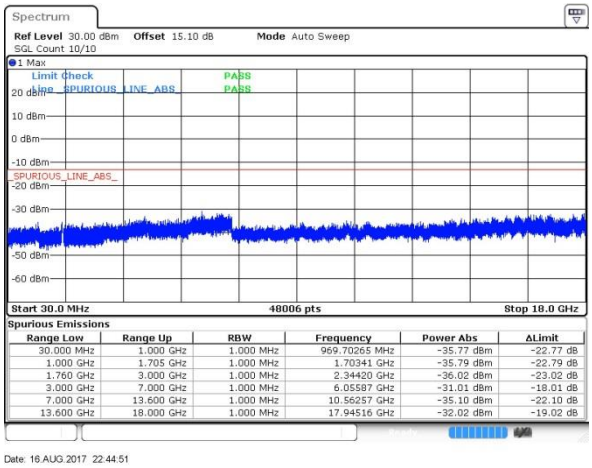

Spurious Emissions

Range Low	Range Up	RBW	Frequency	Power Abs	ΔLimit
30.000 MHz	1.000 GHz	1.000 MHz	969.70265 MHz	-35.77 dBm	-22.77 dB
1.000 GHz	1.705 GHz	1.000 MHz	1.70341 GHz	-35.79 dBm	-22.79 dB
1.760 GHz	3.000 GHz	1.000 MHz	2.34420 GHz	-36.02 dBm	-23.02 dB
3.000 GHz	7.000 GHz	1.000 MHz	6.05587 GHz	-31.01 dBm	-18.01 dB
7.000 GHz	13.600 GHz	1.000 MHz	10.56257 GHz	-35.10 dBm	-22.10 dB
13.600 GHz	18.000 GHz	1.000 MHz	17.94516 GHz	-32.02 dBm	-19.02 dB

Middle Channel

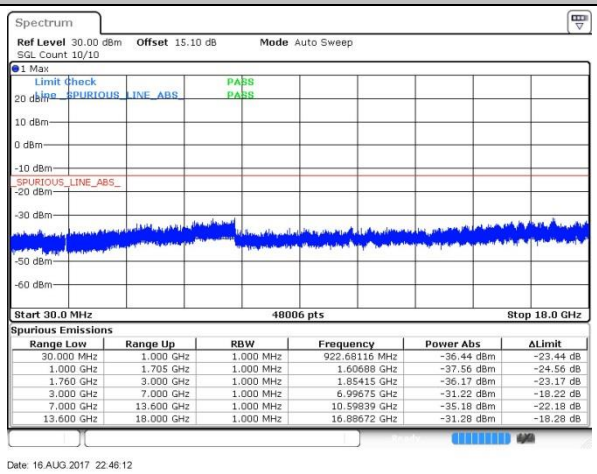

Spurious Emissions

Range Low	Range Up	RBW	Frequency	Power Abs	ΔLimit
30.000 MHz	1.000 GHz	1.000 MHz	922.68116 MHz	-36.44 dBm	-23.44 dB
1.000 GHz	1.705 GHz	1.000 MHz	1.60688 GHz	-37.56 dBm	-24.56 dB
1.760 GHz	3.000 GHz	1.000 MHz	1.85415 GHz	-36.17 dBm	-23.17 dB
3.000 GHz	7.000 GHz	1.000 MHz	6.99675 GHz	-31.22 dBm	-18.22 dB
7.000 GHz	13.600 GHz	1.000 MHz	10.59839 GHz	-35.18 dBm	-22.18 dB
13.600 GHz	18.000 GHz	1.000 MHz	16.88672 GHz	-31.28 dBm	-18.28 dB

Highest Channel

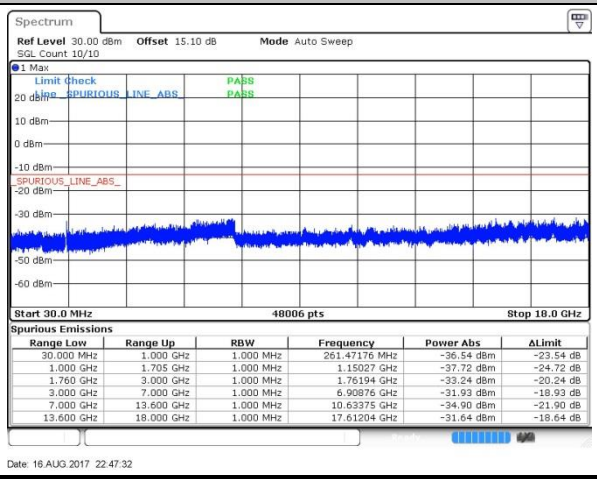

Spurious Emissions

Range Low	Range Up	RBW	Frequency	Power Abs	ΔLimit
30.000 MHz	1.000 GHz	1.000 MHz	261.47176 MHz	-36.54 dBm	-23.54 dB
1.000 GHz	1.705 GHz	1.000 MHz	1.15027 GHz	-37.72 dBm	-24.72 dB
1.760 GHz	3.000 GHz	1.000 MHz	1.76194 GHz	-33.24 dBm	-20.24 dB
3.000 GHz	7.000 GHz	1.000 MHz	6.90876 GHz	-31.93 dBm	-18.93 dB
7.000 GHz	13.600 GHz	1.000 MHz	10.63375 GHz	-34.90 dBm	-21.90 dB
13.600 GHz	18.000 GHz	1.000 MHz	17.61204 GHz	-31.64 dBm	-18.64 dB

CDMA BC0 (1xRTT)

Lowest Channel

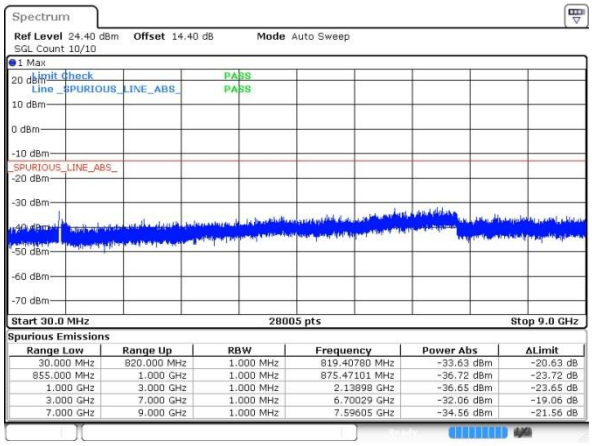

Spurious Emissions

Range Low	Range Up	RBW	Frequency	Power Abs	ΔLimit
30.000 MHz	820.000 MHz	1.000 MHz	819.40780 MHz	-33.63 dBm	-20.63 dB
855.000 MHz	1.000 GHz	1.000 MHz	875.47101 MHz	-36.72 dBm	-23.72 dB
1.000 GHz	3.000 GHz	1.000 MHz	2.13898 GHz	-36.65 dBm	-23.65 dB
3.000 GHz	7.000 GHz	1.000 MHz	6.70029 GHz	-32.06 dBm	-19.06 dB
7.000 GHz	9.000 GHz	1.000 MHz	7.59605 GHz	-34.56 dBm	-21.56 dB

Date: 15.NOV.2017 09:42:46

Middle Channel

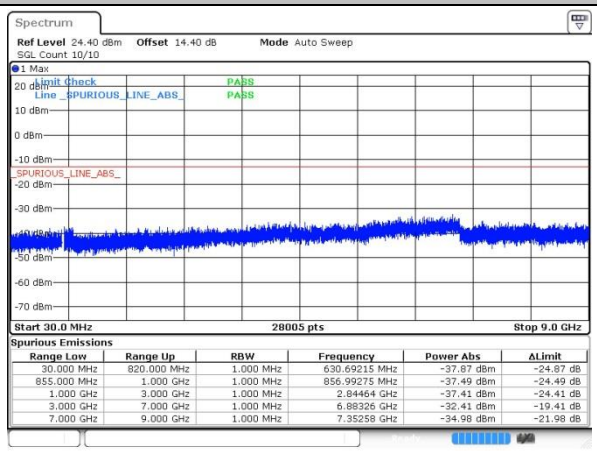

Spurious Emissions

Range Low	Range Up	RBW	Frequency	Power Abs	ΔLimit
30.000 MHz	820.000 MHz	1.000 MHz	630.69215 MHz	-37.87 dBm	-24.87 dB
855.000 MHz	1.000 GHz	1.000 MHz	856.99275 MHz	-37.49 dBm	-24.49 dB
1.000 GHz	3.000 GHz	1.000 MHz	2.84464 GHz	-37.41 dBm	-24.41 dB
3.000 GHz	7.000 GHz	1.000 MHz	6.88326 GHz	-32.41 dBm	-19.41 dB
7.000 GHz	9.000 GHz	1.000 MHz	7.35258 GHz	-34.98 dBm	-21.98 dB

Date: 15.NOV.2017 09:44:08

Highest Channel

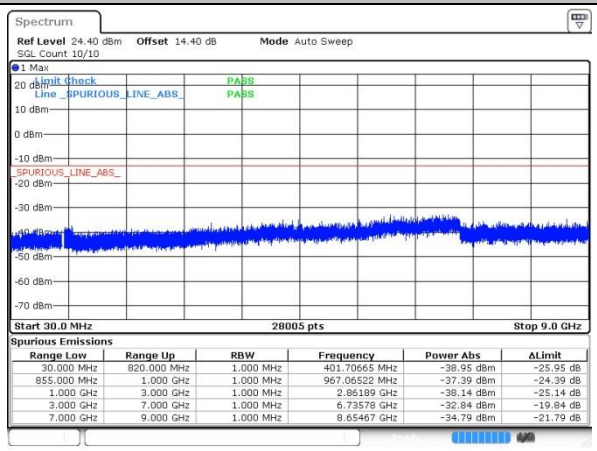

Spurious Emissions

Range Low	Range Up	RBW	Frequency	Power Abs	ΔLimit
30.000 MHz	820.000 MHz	1.000 MHz	401.70665 MHz	-38.95 dBm	-25.95 dB
855.000 MHz	1.000 GHz	1.000 MHz	967.06522 MHz	-37.39 dBm	-24.39 dB
1.000 GHz	3.000 GHz	1.000 MHz	2.86189 GHz	-38.14 dBm	-25.14 dB
3.000 GHz	7.000 GHz	1.000 MHz	6.73578 GHz	-32.84 dBm	-19.84 dB
7.000 GHz	9.000 GHz	1.000 MHz	8.65467 GHz	-34.79 dBm	-21.79 dB

Date: 15.NOV.2017 09:45:32

CDMA BC1 (1xRTT)

Lowest Channel

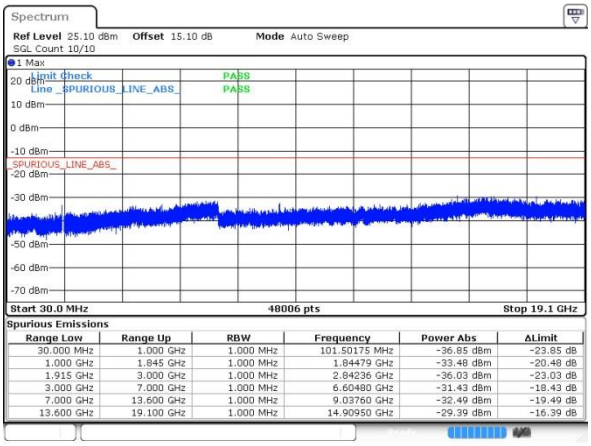

Spurious Emissions

Range Low	Range Up	RBW	Frequency	Power Abs	ΔLimit
30.000 MHz	1.000 GHz	1.000 MHz	101.50175 MHz	-36.85 dBm	-23.85 dB
1.000 GHz	1.845 GHz	1.000 MHz	1.84479 GHz	-33.48 dBm	-20.48 dB
1.915 GHz	3.000 GHz	1.000 MHz	2.84236 GHz	-36.03 dBm	-23.03 dB
3.000 GHz	7.000 GHz	1.000 MHz	6.60480 GHz	-31.43 dBm	-18.43 dB
7.000 GHz	13.600 GHz	1.000 MHz	9.03760 GHz	-32.49 dBm	-19.49 dB
13.600 GHz	19.100 GHz	1.000 MHz	14.90950 GHz	-29.39 dBm	-16.39 dB

Date: 27.SEP.2017 11:59:28

Middle Channel

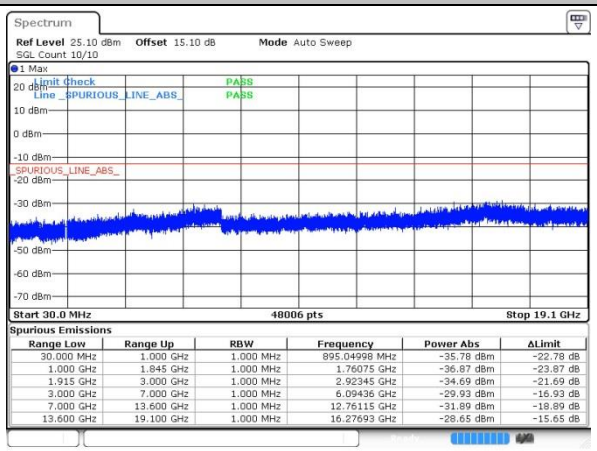

Spurious Emissions

Range Low	Range Up	RBW	Frequency	Power Abs	ΔLimit
30.000 MHz	1.000 GHz	1.000 MHz	895.04998 MHz	-35.78 dBm	-22.78 dB
1.000 GHz	1.845 GHz	1.000 MHz	1.76075 GHz	-36.87 dBm	-23.87 dB
1.915 GHz	3.000 GHz	1.000 MHz	2.92345 GHz	-34.69 dBm	-21.69 dB
3.000 GHz	7.000 GHz	1.000 MHz	6.09436 GHz	-29.93 dBm	-16.93 dB
7.000 GHz	13.600 GHz	1.000 MHz	12.76115 GHz	-31.89 dBm	-18.89 dB
13.600 GHz	19.100 GHz	1.000 MHz	16.27693 GHz	-28.65 dBm	-15.65 dB

Date: 27.SEP.2017 12:00:45

Highest Channel

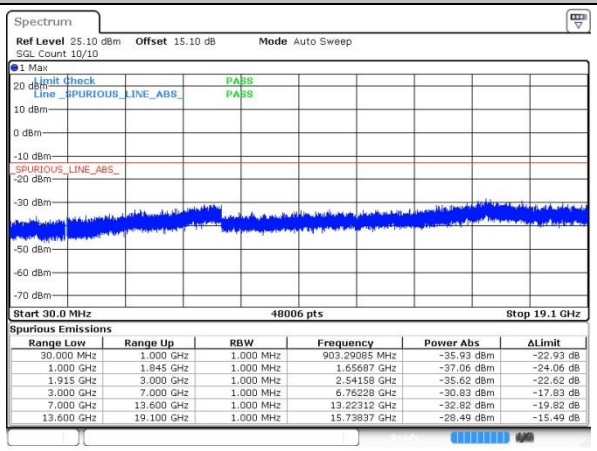

Spurious Emissions

Range Low	Range Up	RBW	Frequency	Power Abs	ΔLimit
30.000 MHz	1.000 GHz	1.000 MHz	903.29085 MHz	-35.93 dBm	-22.93 dB
1.000 GHz	1.845 GHz	1.000 MHz	1.65687 GHz	-37.06 dBm	-24.06 dB
1.915 GHz	3.000 GHz	1.000 MHz	2.54158 GHz	-35.62 dBm	-22.62 dB
3.000 GHz	7.000 GHz	1.000 MHz	6.76228 GHz	-30.83 dBm	-17.83 dB
7.000 GHz	13.600 GHz	1.000 MHz	13.22312 GHz	-32.82 dBm	-19.82 dB
13.600 GHz	19.100 GHz	1.000 MHz	15.73837 GHz	-28.49 dBm	-15.49 dB

Date: 27.SEP.2017 12:32:04

Frequency Stability

Test Conditions	Middle Channel	GSM850 (GSM)	GSM850 (EDGE class 8)	Limit 2.5ppm
Temperature (°C)	Voltage (Volt)	Deviation (ppm)		Result
50	Normal Voltage	0.0036	0.0287	PASS
40	Normal Voltage	0.0024	0.0024	
30	Normal Voltage	0.0084	0.0359	
20(Ref.)	Normal Voltage	0.0000	0.0000	
10	Normal Voltage	0.0048	0.0191	
0	Normal Voltage	0.0048	0.0263	
-10	Normal Voltage	0.0072	0.0347	
-20	Normal Voltage	0.0012	0.0395	
-30	Normal Voltage	0.0036	0.0323	
20	Maximum Voltage	0.0000	0.0347	
20	Normal Voltage	0.0096	0.0311	
20	Battery End Point	0.0072	0.215	

Note: Normal Voltage = 3.7 V. ；Battery End Point (BEP) =3.5 V.；Maximum Voltage =4.2 V

Test Conditions	Middle Channel	GSM1900 (GSM)	GSM1900 (EDGE class 8)	Limit Note 2.
Temperature (°C)	Voltage (Volt)	Deviation (ppm)		Result
50	Normal Voltage	0.0043	0.0181	PASS
40	Normal Voltage	0.0005	0.0191	
30	Normal Voltage	0.0191	0.0053	
20(Ref.)	Normal Voltage	0.0000	0.0000	
10	Normal Voltage	0.0027	0.0165	
0	Normal Voltage	0.0016	0.0027	
-10	Normal Voltage	0.0154	0.0197	
-20	Normal Voltage	0.0000	0.0021	
-30	Normal Voltage	0.0149	0.0218	
20	Maximum Voltage	0.0138	0.0181	
20	Normal Voltage	0.0128	0.0122	
20	Battery End Point	0.0048	0.0186	

Note:

1. Normal Voltage = 3.7 V. ；Battery End Point (BEP) =3.5 V.；Maximum Voltage =4.2 V
2. The frequency fundamental emissions stay within the authorized frequency block based on the frequency deviation measured is small.

Test Conditions	Middle Channel	WCDMA Band V (RMC 12.2Kbps)	Limit 2.5ppm
Temperature (°C)	Voltage (Volt)	Deviation (ppm)	Result
50	Normal Voltage	0.0012	PASS
40	Normal Voltage	0.0191	
30	Normal Voltage	0.0179	
20(Ref.)	Normal Voltage	0.0000	
10	Normal Voltage	0.0060	
0	Normal Voltage	0.0239	
-10	Normal Voltage	0.0215	
-20	Normal Voltage	0.0036	
-30	Normal Voltage	0.0155	
20	Maximum Voltage	0.0048	
20	Normal Voltage	0.0203	
20	Battery End Point	0.0143	

Note: Normal Voltage = 3.7 V. ；Battery End Point (BEP) =3.5 V.；Maximum Voltage =4.2 V

Test Conditions	Middle Channel	WCDMA Band II (RMC 12.2Kbps)	Limit Note 2.
Temperature (°C)	Voltage (Volt)	Deviation (ppm)	Result
50	Normal Voltage	0.0048	PASS
40	Normal Voltage	0.0037	
30	Normal Voltage	0.0032	
20(Ref.)	Normal Voltage	0.0000	
10	Normal Voltage	0.0011	
0	Normal Voltage	0.0043	
-10	Normal Voltage	0.0021	
-20	Normal Voltage	0.0064	
-30	Normal Voltage	0.0027	
20	Maximum Voltage	0.0053	
20	Normal Voltage	0.0032	
20	Battery End Point	0.0016	

Note:

1. Normal Voltage = 3.7 V. ；Battery End Point (BEP) =3.5 V.；Maximum Voltage =4.2 V
2. The frequency fundamental emissions stay within the authorized frequency block based on the frequency deviation measured is small.

Test Conditions	Middle Channel	WCDMA Band IV (RMC 12.2Kbps)	Limit Note 2.
Temperature (°C)	Voltage (Volt)	Deviation (ppm)	Result
50	Normal Voltage	0.0121	PASS
40	Normal Voltage	0.0139	
30	Normal Voltage	0.0023	
20(Ref.)	Normal Voltage	0.0000	
10	Normal Voltage	0.0092	
0	Normal Voltage	0.0063	
-10	Normal Voltage	0.0029	
-20	Normal Voltage	0.0052	
-30	Normal Voltage	0.0017	
20	Maximum Voltage	0.0087	
20	Normal Voltage	0.0012	
20	Battery End Point	0.0081	

Note:

1. Normal Voltage = 3.7 V. ；Battery End Point (BEP) =3.5 V.；Maximum Voltage =4.2 V
2. The frequency fundamental emissions stay within the authorized frequency block based on the frequency deviation measured is small.

Test Conditions	Middle Channel	CDMA BC0 (1xRTT)	Limit 2.5ppm
Temperature (°C)	Voltage (Volt)	Deviation (ppm)	Result
50	Normal Voltage	0.0036	PASS
40	Normal Voltage	0.0251	
30	Normal Voltage	0.0227	
20(Ref.)	Normal Voltage	0.0000	
10	Normal Voltage	0.0084	
0	Normal Voltage	0.0215	
-10	Normal Voltage	0.0335	
-20	Normal Voltage	0.0120	
-30	Normal Voltage	0.0299	
20	Maximum Voltage	0.0012	
20	Normal Voltage	0.0060	
20	Battery End Point	0.263	

Note: Normal Voltage = 3.7 V. ；Battery End Point (BEP) =3.5 V.；Maximum Voltage =4.2 V

Test Conditions	Middle Channel	CDMA BC1 (1xRTT)	Limit Note 2.
Temperature (°C)	Voltage (Volt)	Deviation (ppm)	Result
50	Normal Voltage	0.0101	PASS
40	Normal Voltage	0.0027	
30	Normal Voltage	0.0069	
20(Ref.)	Normal Voltage	0.0000	
10	Normal Voltage	0.0053	
0	Normal Voltage	0.0112	
-10	Normal Voltage	0.0021	
-20	Normal Voltage	0.0005	
-30	Normal Voltage	0.0085	
20	Maximum Voltage	0.0122	
20	Normal Voltage	0.0011	
20	Battery End Point	0.0059	

Note:

1. Normal Voltage = 3.7V. ；Battery End Point (BEP) = 3.5 V.；Maximum Voltage =4.2 V
2. The frequency fundamental emissions stay within the authorized frequency block based on the frequency deviation measured is small.

Appendix B. Test Results of Radiated Test

Radiated Spurious Emission

GSM850 (GSM)									
Channel	Frequency (MHz)	ERP (dBm)	Limit (dBm)	Over Limit (dB)	SPA Reading (dBm)	S.G. Power (dBm)	TX Cable loss (dB)	TX Antenna Gain (dBi)	Polarization (H/V)
Low	1648	-49.51	-13	-36.51	-50.29	-51.37	1.19	5.20	H
	2472	-63.55	-13	-50.55	-66.54	-65.77	1.53	5.90	H
	3297	-67.56	-13	-54.56	-71.51	-70.35	1.76	6.70	H
	1648	-55.47	-13	-42.47	-53.33	-57.33	1.19	5.20	V
	2472	-64.10	-13	-51.10	-66.08	-66.32	1.53	5.90	V
	3297	-69.00	-13	-56.00	-72.32	-71.79	1.76	6.70	V
Middle	1672	-48.02	-13	-35.02	-49.03	-49.88	1.19	5.20	H
	2508	-61.97	-13	-48.97	-64.96	-64.19	1.53	5.90	H
	3345	-67.68	-13	-54.68	-71.63	-70.47	1.76	6.70	H
	1672	-54.21	-13	-41.21	-52.44	-56.07	1.19	5.20	V
	2510	-66.35	-13	-53.35	-68.33	-68.57	1.53	5.90	V
	3345	-68.82	-13	-55.82	-72.14	-71.61	1.76	6.70	V
High	1698	-50.21	-13	-37.21	-50.78	-52.07	1.19	5.20	H
	2546	-61.35	-13	-48.35	-64.34	-63.57	1.53	5.90	H
	3396	-66.49	-13	-53.49	-70.44	-69.28	1.76	6.70	H
	1698	-55.21	-13	-42.21	-53.02	-57.07	1.19	5.20	V
	2546	-63.32	-13	-50.32	-65.3	-65.54	1.53	5.90	V
	3396	-69.04	-13	-56.04	-72.36	-71.83	1.76	6.70	V

Remark: Spurious emissions within 30-1000MHz were found more than 20dB below limit line.

EDGE 850 (GSM)									
Channel	Frequency (MHz)	ERP (dBm)	Limit (dBm)	Over Limit (dB)	SPA Reading (dBm)	S.G. Power (dBm)	TX Cable loss (dB)	TX Antenna Gain (dBi)	Polarization (H/V)
Low	1648	-51.13	-13	-38.13	-51.22	-52.99	1.19	5.20	H
	2472	-63.69	-13	-50.69	-66.68	-65.91	1.53	5.90	H
	3297	-67.59	-13	-54.59	-71.54	-70.38	1.76	6.70	H
	1648	-55.64	-13	-42.64	-53.54	-57.50	1.19	5.20	V
	2472	-63.58	-13	-50.58	-65.56	-65.80	1.53	5.90	V
	3297	-68.16	-13	-55.16	-71.48	-70.95	1.76	6.70	V
Middle	1672	-51.37	-13	-38.37	-51.48	-53.23	1.19	5.20	H
	2510	-65.28	-13	-52.28	-68.27	-67.50	1.53	5.90	H
	3345	-67.63	-13	-54.63	-71.58	-70.42	1.76	6.70	H
	1672	-56.72	-13	-43.72	-54.68	-58.58	1.19	5.20	V
	2510	-66.12	-13	-53.12	-68.1	-68.34	1.53	5.90	V
	3345	-67.64	-13	-54.64	-70.96	-70.43	1.76	6.70	V
High	1698	-51.21	-13	-38.21	-51.31	-53.07	1.19	5.20	H
	2546	-61.13	-13	-48.13	-64.12	-63.35	1.53	5.90	H
	3396	-67.32	-13	-54.32	-71.27	-70.11	1.76	6.70	H
	1698	-56.76	-13	-43.76	-54.72	-58.62	1.19	5.20	V
	2546	-64.62	-13	-51.62	-66.6	-66.84	1.53	5.90	V
	3396	-68.45	-13	-55.45	-71.77	-71.24	1.76	6.70	V

Remark: Spurious emissions within 30-1000MHz were found more than 20dB below limit line.

GSM1900 (GSM)									
Channel	Frequency (MHz)	EIRP (dBm)	Limit (dBm)	Over Limit (dB)	SPA Reading (dBm)	S.G. Power (dBm)	TX Cable loss (dB)	TX Antenna Gain (dBi)	Polarization (H/V)
Low	3699	-69.14	-13	-56.14	-72.65	-74.13	1.88	6.87	H
	5550	-65.38	-13	-52.38	-73.57	-72.68	2.38	9.68	H
	7401	-63.04	-13	-50.04	-75.07	-72.11	2.74	11.81	H
	3699	-69.17	-13	-56.17	-72.96	-74.16	1.88	6.87	V
	5550	-63.73	-13	-50.73	-72.3	-71.03	2.38	9.68	V
	7401	-64.17	-13	-51.17	-74.88	-73.24	2.74	11.81	V
Middle	3759	-69.65	-13	-56.65	-73.16	-74.64	1.88	6.87	H
	5640	-66.14	-13	-53.14	-74.33	-73.44	2.38	9.68	H
	7521	-63.52	-13	-50.52	-75.55	-72.59	2.74	11.81	H
	3759	-69.78	-13	-56.78	-73.57	-74.77	1.88	6.87	V
	5640	-65.39	-13	-52.39	-73.96	-72.69	2.38	9.68	V
	7521	-65.35	-13	-52.35	-76.06	-74.42	2.74	11.81	V
High	3819	-69.63	-13	-56.63	-73.14	-74.62	1.88	6.87	H
	5730	-66.32	-13	-53.32	-74.51	-73.62	2.38	9.68	H
	7638	-63.24	-13	-50.24	-75.27	-72.31	2.74	11.81	H
	3819	-69.54	-13	-56.54	-73.33	-74.53	1.88	6.87	V
	5730	-65.78	-13	-52.78	-74.35	-73.08	2.38	9.68	V
	7638	-64.85	-13	-51.85	-75.56	-73.92	2.74	11.81	V

Remark: Spurious emissions within 30-1000MHz were found more than 20dB below limit line.

EDGE1900 (GSM)									
Channel	Frequency (MHz)	EIRP (dBm)	Limit (dBm)	Over Limit (dB)	SPA Reading (dBm)	S.G. Power (dBm)	TX Cable loss (dB)	TX Antenna Gain (dBi)	Polarization (H/V)
Low	3699	-69.14	-13	-56.14	-72.65	-74.13	1.88	6.87	H
	5550	-65.38	-13	-52.38	-73.57	-72.68	2.38	9.68	H
	7401	-63.04	-13	-50.04	-75.07	-72.11	2.74	11.81	H
	3699	-69.17	-13	-56.17	-72.96	-74.16	1.88	6.87	V
	5550	-63.73	-13	-50.73	-72.3	-71.03	2.38	9.68	V
	7401	-64.17	-13	-51.17	-74.88	-73.24	2.74	11.81	V
Middle	3759	-68.77	-13	-55.77	-72.28	-73.76	1.88	6.87	H
	5640	-65.80	-13	-52.80	-73.99	-73.10	2.38	9.68	H
	7521	-63.39	-13	-50.39	-75.42	-72.46	2.74	11.81	H
	3759	-69.71	-13	-56.71	-73.5	-74.70	1.88	6.87	V
	5640	-64.96	-13	-51.96	-73.53	-72.26	2.38	9.68	V
	7521	-64.92	-13	-51.92	-75.63	-73.99	2.74	11.81	V
High	3819	-69.63	-13	-56.63	-73.14	-74.62	1.88	6.87	H
	5730	-66.32	-13	-53.32	-74.51	-73.62	2.38	9.68	H
	7638	-63.24	-13	-50.24	-75.27	-72.31	2.74	11.81	H
	3819	-69.54	-13	-56.54	-73.33	-74.53	1.88	6.87	V
	5730	-65.78	-13	-52.78	-74.35	-73.08	2.38	9.68	V
	7638	-64.85	-13	-51.85	-75.56	-73.92	2.74	11.81	V

Remark: Spurious emissions within 30-1000MHz were found more than 20dB below limit line.

WCDMA Band II (RMC 12.2Kbps)									
Channel	Frequency (MHz)	EIRP (dBm)	Limit (dBm)	Over Limit (dB)	SPA Reading (dBm)	S.G. Power (dBm)	TX Cable loss (dB)	TX Antenna Gain (dBi)	Polarization (H/V)
Low	3705	-69.31	-13	-56.31	-72.82	-74.30	1.88	6.87	H
	5557	-65.91	-13	-52.91	-74.10	-73.21	2.38	9.68	H
	7410	-62.80	-13	-49.80	-74.83	-71.87	2.74	11.81	H
	3705	-69.30	-13	-56.30	-73.09	-74.29	1.88	6.87	V
	5557	-66.32	-13	-53.32	-74.89	-73.62	2.38	9.68	V
	7410	-64.54	-13	-51.54	-75.25	-73.61	2.74	11.81	V
Middle	3759	-69.38	-13	-56.38	-72.89	-74.37	1.88	6.87	H
	5640	-66.82	-13	-53.82	-75.01	-74.12	2.38	9.68	H
	7521	-63.38	-13	-50.38	-75.41	-72.45	2.74	11.81	H
	3759	-69.66	-13	-56.66	-73.45	-74.65	1.88	6.87	V
	5640	-66.22	-13	-53.22	-74.79	-73.52	2.38	9.68	V
	7521	-65.17	-13	-52.17	-75.88	-74.24	2.74	11.81	V
High	3816	-69.67	-13	-56.67	-73.18	-74.66	1.88	6.87	H
	5723	-66.03	-13	-53.03	-74.22	-73.33	2.38	9.68	H
	7629	-63.65	-13	-50.65	-75.68	-72.72	2.74	11.81	H
	3816	-69.74	-13	-56.74	-73.53	-74.73	1.88	6.87	V
	5723	-65.87	-13	-52.87	-74.44	-73.17	2.38	9.68	V
	7629	-64.76	-13	-51.76	-75.47	-73.83	2.74	11.81	V

Remark: Spurious emissions within 30-1000MHz were found more than 20dB below limit line.

WCDMA Band IV(RMC 12.2Kbps)									
Channel	Frequency (MHz)	EIRP (dBm)	Limit (dBm)	Over Limit (dB)	SPA Reading (dBm)	S.G. Power (dBm)	TX Cable loss (dB)	TX Antenna Gain (dBi)	Polarization (H/V)
Low	3426	-62.76	-13	-49.76	-71.04	-67.90	1.81	6.95	H
	5136	-59.00	-13	-46.00	-73.56	-66.07	2.23	9.30	H
	6849	-55.38	-13	-42.38	-74.73	-63.66	2.60	10.88	H
	3426	-65.56	-13	-52.56	-71.36	-70.70	1.81	6.95	V
	5136	-59.37	-13	-46.37	-73.67	-66.44	2.23	9.30	V
	6849	-55.84	-13	-42.84	-74.38	-64.12	2.6	10.88	V
Middle	3465	-62.45	-13	-49.45	-70.73	-67.59	1.81	6.95	H
	5199	-57.22	-13	-44.22	-71.78	-64.29	2.23	9.30	H
	6930	-55.24	-13	-42.24	-74.59	-63.52	2.60	10.88	H
	3465	-65.10	-13	-52.10	-70.9	-70.24	1.81	6.95	V
	5199	-57.01	-13	-44.01	-71.31	-64.08	2.23	9.30	V
	6930	-55.97	-13	-42.97	-74.51	-64.25	2.6	10.88	V
High	3504	-63.51	-13	-50.51	-71.79	-68.65	1.81	6.95	H
	5259	-59.21	-13	-46.21	-73.77	-66.28	2.23	9.30	H
	7011	-55.17	-13	-42.17	-74.52	-63.45	2.60	10.88	H
	3504	-65.28	-13	-52.28	-71.08	-70.42	1.81	6.95	V
	5259	-59.60	-13	-46.60	-73.9	-66.67	2.23	9.30	V
	7011	-56.24	-13	-43.24	-74.78	-64.52	2.6	10.88	V

Remark: Spurious emissions within 30-1000MHz were found more than 20dB below limit line.

WCDMA Band V (RMC 12.2Kbps)									
Channel	Frequency (MHz)	ERP (dBm)	Limit (dBm)	Over Limit (dB)	SPA Reading (dBm)	S.G. Power (dBm)	TX Cable loss (dB)	TX Antenna Gain (dBi)	Polarization (H/V)
Low	1652	-67.74	-13	-54.74	-66.37	-69.60	1.19	5.20	H
	2480	-65.12	-13	-52.12	-68.11	-67.34	1.53	5.90	H
	3306	-67.74	-13	-54.74	-71.69	-70.53	1.76	6.70	H
	1652	-67.53	-13	-54.53	-65.49	-69.39	1.19	5.20	V
	2480	-66.06	-13	-53.06	-68.04	-68.28	1.53	5.90	V
	3306	-67.70	-13	-54.70	-71.02	-70.49	1.76	6.70	V
Middle	1672	-67.23	-13	-54.23	-65.86	-69.09	1.19	5.20	H
	2510	-65.42	-13	-52.42	-68.41	-67.64	1.53	5.90	H
	3345	-67.99	-13	-54.99	-71.94	-70.78	1.76	6.70	H
	1672	-68.02	-13	-55.02	-65.98	-69.88	1.19	5.20	V
	2510	-66.51	-13	-53.51	-68.49	-68.73	1.53	5.90	V
	3345	-69.15	-13	-56.15	-72.47	-71.94	1.76	6.70	V
High	1694	-65.60	-13	-52.60	-64.23	-67.46	1.19	5.20	H
	2540	-65.16	-13	-52.16	-68.15	-67.38	1.53	5.90	H
	3387	-67.22	-13	-54.22	-71.17	-70.01	1.76	6.70	H
	1694	-66.80	-13	-53.80	-64.76	-68.66	1.19	5.20	V
	2540	-66.81	-13	-53.81	-68.79	-69.03	1.53	5.90	V
	3387	-68.72	-13	-55.72	-72.04	-71.51	1.76	6.70	V

Remark: Spurious emissions within 30-1000MHz were found more than 20dB below limit line.

CDMA BC0 (1xRTT)									
Channel	Frequency (MHz)	ERP (dBm)	Limit (dBm)	Over Limit (dB)	SPA Reading (dBm)	S.G. Power (dBm)	TX Cable loss (dB)	TX Antenna Gain (dBi)	Polarization (H/V)
Low	1648	-46.85	-13	-33.85	-57.57	-53.13	0.41	8.83	H
	2472	-56.31	-13	-43.31	-71.43	-64.42	0.51	10.76	H
	3298	-59.40	-13	-46.40	-75.66	-68.43	0.59	11.77	H
	1648	-46.36	-13	-33.36	-57.07	-52.64	0.41	8.83	V
	2472	-53.18	-13	-40.18	-67.72	-61.29	0.51	10.76	V
	3298	-59.07	-13	-46.07	-75.76	-68.10	0.59	11.77	V
Middle	1672	-48.44	-13	-35.44	-59.27	-54.80	0.41	8.92	H
	2512	-55.09	-13	-42.09	-70.19	-63.23	0.51	10.80	H
	3346	-59.54	-13	-46.54	-75.72	-68.74	0.60	11.95	H
	1672	-45.67	-13	-32.67	-56.52	-52.03	0.41	8.92	V
	2512	-55.93	-13	-42.93	-70.36	-64.07	0.51	10.80	V
	3346	-59.51	-13	-46.51	-76.1	-68.71	0.60	11.95	V
High	1696	-50.46	-13	-37.46	-61.36	-56.90	0.41	9.01	H
	2544	-57.88	-13	-44.88	-72.97	-66.01	0.51	10.79	H
	3393	-59.51	-13	-46.51	-75.62	-68.87	0.60	12.11	H
	1696	-46.73	-13	-33.73	-57.67	-53.17	0.41	9.01	V
	2544	-58.28	-13	-45.28	-72.75	-66.41	0.51	10.79	V
	3393	-59.22	-13	-46.22	-75.73	-68.58	0.60	12.11	V

Remark: Spurious emissions within 30-1000MHz were found more than 20dB below limit line.

CDMA BC1 (1xRTT)									
Channel	Frequency (MHz)	EIRP (dBm)	Limit (dBm)	Over Limit (dB)	SPA Reading (dBm)	S.G. Power (dBm)	TX Cable loss (dB)	TX Antenna Gain (dBi)	Polarization (H/V)
Low	3700	-56.35	-13	-43.35	-75.26	-68.10	0.63	12.38	H
	5555	-53.62	-13	-40.62	-74.62	-64.96	0.81	12.16	H
	7403	-52.21	-13	-39.21	-76.39	-61.33	0.99	10.11	H
	3700	-55.36	-13	-42.36	-74.97	-67.11	0.63	12.38	V
	5555	-50.40	-13	-37.40	-72.07	-61.74	0.81	12.16	V
	7403	-51.75	-13	-38.75	-75.93	-60.87	0.99	10.11	V
Middle	3760	-56.13	-13	-43.13	-75.07	-67.84	0.64	12.34	H
	5639	-50.32	-13	-37.32	-71.2	-61.73	0.83	12.24	H
	7522	-51.56	-13	-38.56	-75.81	-60.57	0.99	10.00	H
	3763	-55.27	-13	-42.27	-75.04	-66.97	0.64	12.34	V
	5639	-46.03	-13	-33.03	-67.8	-57.44	0.83	12.24	V
	7522	-51.49	-13	-38.49	-75.74	-60.50	0.99	10.00	V
High	3819	-56.10	-13	-43.10	-75.1	-67.76	0.65	12.31	H
	5730	-49.45	-13	-36.45	-70.38	-60.96	0.82	12.33	H
	7634	-51.47	-13	-38.47	-76.02	-61.01	0.98	10.52	H
	3819	-55.11	-13	-42.11	-74.96	-66.77	0.65	12.31	V
	5730	-46.60	-13	-33.60	-68.62	-58.11	0.82	12.33	V
	7634	-51.59	-13	-38.59	-76	-61.13	0.98	10.52	V

Remark: Spurious emissions within 30-1000MHz were found more than 20dB below limit line.