LTE Band 13 (10MHz Bandwidth**)**

Mode	Method	Position	Dist. (mm)	Ch.	Freq. (MHz)	RB Numb.	RB Start	Power Drift (dB)	Meas. SAR 1 g (W/Kg)	Meas. Power (dBm)	Max. tune-up Power (dBm)	Scaling Factor	Report SAR 1 g (W/Kg)	Meas. No.
Body-worn Accessory & Hotspot														
QPSK	With scanner	Back Side	0	23230	782	1	High	-0.11	0.09	24.42	25.0	1.14	0.103	
				23230	782	25	Low	-0.14	0.062	23.19	23.5	1.07	0.067	
		Right Edge	0	23230	782	1	High	-0.11	0.137	24.42	25.0	1.14	0.157	
				23230	782	25	Low	-0.07	0.095	23.19	23.5	1.07	0.102	
		Bottom Edge	0	23230	782	1	High	-0.06	0.255	24.42	25.0	1.14	0.291	27#
				23230	782	25	Low	-0.02	0.179	23.19	23.5	1.07	0.192	
	Without Scaner	Back Side	0	23230	782	1	High	-0.06	0.533	24.42	25.0	1.14	0.609	28#
				23230	782	25	Low	-0.09	0.441	23.19	23.5	1.07	0.474	

LTE Band 14 (10MHz Bandwidth**)**

Mode	Method	Position	Dist. (mm)	Ch.	Freq. (MHz)	RB Numb.	RB Start	Power Drift (dB)	Meas. SAR 1 g (W/Kg)	Meas. Power (dBm)	Max. tune-up Power (dBm)	Scaling Factor	Report SAR 1 g (W/Kg)	Meas. No.
Body-worn Accessory & Hotspot														
QPSK	With scanner	Back Side	0	23330	793	1	Low	-0.07	0.101	23.68	24.0	1.08	0.109	
				23330	793	25	Low	-0.04	0.077	22.29	22.8	1.12	0.087	
		Right Edge	0	23330	793	1	Low	-0.02	0.147	23.68	24.0	1.08	0.158	
				23330	793	25	Low	-0.12	0.114	22.29	22.8	1.12	0.128	
		Bottom Edge	0	23330	793	1	Low	0.03	0.280	23.68	24.0	1.08	0.301	29#
				23330	793	25	Low	0.02	0.220	22.29	22.8	1.12	0.247	
	Without Scaner	Back Side	0	23330	793	1	Low	-0.13	0.596	23.68	24.0	1.08	0.642	30#
				23330	793	25	Low	-0.08	0.446	22.29	22.8	1.12	0.502	

LTE Band 25 (20MHz Bandwidth**)**

Mode	Method &SAR Power Back-off	Position	Dist. (mm)	Ch.	Freq. (MHz)	RB Numb.	RB Start	Power Drift (dB)	Meas. SAR 1 g (W/Kg)	Meas. Power (dBm)	Max. tune-up Power (dBm)	Scaling Factor	Report SAR 1 g (W/Kg)	Meas. No.
Body-worn Accessory & Hotspot														
QPSK	With scanner Sensor Off	Back Side	0	26590	1905	1	Low	0.16	0.203	23.26	23.5	1.06	0.215	
				26590	1905	50	Mid	-0.16	0.168	22.3	22.8	1.12	0.188	
		Right Edge	0	26590	1905	1	Low	-0.12	0.399	23.26	23.5	1.06	0.422	
				26590	1905	50	Mid	-0.14	0.354	22.3	22.8	1.12	0.397	
		Bottom Edge	0	26590	1905	1	Low	0.06	0.505	23.26	23.5	1.06	0.534	31#
				26590	1905	50	Mid	0.01	0.399	22.3	22.8	1.12	0.448	
	Without Scaner Sensor On	Back Side	0	26590	1905	1	Low	0.08	0.591	17.28	18.0	1.18	0.698	32#
				26590	1905	50	High	-0.11	0.593	17.44	18.0	1.14	0.675	
	Without Scaner Sensor Off	Back Side	20	26590	1905	1	Low	-0.02	0.217	23.26	23.5	1.06	0.229	33#
				26590	1905	50	Mid	-0.1	0.169	22.3	22.8	1.12	0.190	

LTE Band 26 (15MHz Bandwidth**)**

Mode	Method	Position	Dist. (mm)	Ch.	Freq. (MHz)	RB Numb.	RB Start	Power Drift (dB)	Meas. SAR 1 g (W/Kg)	Meas. Power (dBm)	Max. tune-up Power (dBm)	Scaling Factor	Report SAR 1 g (W/Kg)	Meas. No.
Body-worn Accessory & Hotspot														
QPSK	With scanner	Back Side	0	26865	831.5	1	High	-0.06	0.136	23.83	24.5	1.17	0.159	
				26865	831.5	36	Low	-0.08	0.111	22.60	23.0	1.10	0.122	
		Right Edge	0	26865	831.5	1	High	-0.07	0.211	23.83	24.5	1.17	0.246	
				26865	831.5	36	Low	-0.09	0.174	22.60	23.0	1.10	0.191	
		Bottom Edge	0	26865	831.5	1	High	-0.03	0.31	23.83	24.5	1.17	0.362	34#
				26865	831.5	36	Low	-0.07	0.248	22.60	23.0	1.10	0.272	
	Without Scaner	Back Side	0	26865	831.5	1	High	-0.08	0.657	23.83	24.5	1.17	0.767	35#
				26865	831.5	36	Low	-0.02	0.615	22.60	23.0	1.10	0.674	

LTE Band 41 (20MHz Bandwidth**)**

Mode	Method	Position	Dist. (mm)	Ch.	Freq. (MHz)	RB Numb.	RB Start	Power Drift (dB)	Meas. SAR 1 g (W/Kg)	Meas. Power (dBm)	Max. tune-up Power (dBm)	Scaling Factor	Report SAR 1 g (W/Kg)	Meas. No.
Body-worn Accessory & Hotspot														
QPSK	With scanner	Back Side	0	39750	2506	1	Low	-0.17	0.032	23.39	23.9	1.12	0.036	
				39750	2506	50	Mid	0.11	0.027	22.38	22.8	1.10	0.030	
		Right Edge	0	39750	2506	1	Low	-0.13	0.119	23.39	23.9	1.12	0.134	
				39750	2506	50	Mid	-0.11	0.093	22.38	22.8	1.10	0.102	
		Bottom Edge	0	39750	2506	1	Low	0.03	0.263	23.39	23.9	1.12	0.296	36#
				39750	2506	50	Mid	0.03	0.212	22.38	22.8	1.10	0.234	
	Without Scaner	Back Side	0	39750	2506	1	Low	0.05	0.419	23.39	23.9	1.12	0.471	37#
				39750	2506	50	Mid	0.05	0.413	22.38	22.8	1.10	0.455	

LTE Band 66(20MHz Bandwidth**)**

Mode	Method &SAR Power Back-off	Position	Dist. (mm)	Ch.	Freq. (MHz)	RB Numb.	RB Start	Power Drift (dB)	Meas. SAR 1 g (W/Kg)	Meas. Power (dBm)	Max. tune-up Power (dBm)	Scaling Factor	Report SAR 1 g (W/Kg)	Meas. No.
Body-worn Accessory & Hotspot														
QPSK	With scanner Sensor Off	Back Side	0	132322	1745	1	Low	0.16	0.166	24.33	25.0	1.17	0.194	
				132322	1745	50	Mid	-0.15	0.104	21.93	22.5	1.14	0.119	
		Right Edge	0	132322	1745	1	Low	-0.03	0.258	24.33	25.0	1.17	0.301	
				132322	1745	50	Mid	-0.11	0.168	21.93	22.5	1.14	0.192	
		Bottom Edge	0	132322	1745	1	Low	-0.02	0.353	24.33	25.0	1.17	0.412	38#
				132322	1745	50	Mid	-0.07	0.225	21.93	22.5	1.14	0.257	
	Without Scaner Sensor On	Back Side	0	132322	1745	1	Low	-0.13	0.531	18.18	18.5	1.08	0.572	39#
				132322	1745	50	High	-0.10	0.428	16.93	17.5	1.14	0.488	
	Without Scaner Sensor Off	Back Side	20	132322	1745	1	Low	0.07	0.123	24.33	25.0	1.17	0.144	40#
				132322	1745	50	Mid	0.02	0.078	21.93	22.5	1.14	0.089	

Note(s):

1. LTE Considerations: LTE test configurations are determined according to SAR Evaluation Considerations for LTE Devices in FCC KDB Publication 941225 D05v02r05.

2. MPR is permanently implemented for this device by the manufacturer. The specific manufacturer target MPR is indicated alongside the SAR results.

WLAN 2.4 GHz

Mode	Method	Position	Dist. (mm)	Ch.	Freq. (MHz)	Power Drift (dB)	Meas. SAR 1 g (W/Kg)	Meas. Power (dBm)	Max. tune-up Power (dBm)	Scaling Factor	Duty Cycle (%)	Duty Cycle Factor	Report SAR 1 g (W/Kg)	Meas. No.
Body-worn Accessory & Hotspot														
802.11b	With scanner	Back Side	0	11	2462	-0.10	0.007	12.9	13.5	1.15	98.19	1.018	0.008	
		Right Edge	0	11	2462	-0.10	0.047	12.9	13.5	1.15	98.19	1.018	0.054	41#
		Top Edge	0	11	2462	-0.14	0.030	12.9	13.5	1.15	98.19	1.018	0.034	
	Without Scaner	Back Side	0	11	2462	-0.11	0.163	12.9	13.5	1.15	98.19	1.018	0.187	42#

WLAN 5.2 GHz

Mode	Method	Position	Dist. (mm)	Ch.	Freq. (MHz)	Power Drift (dB)	Meas. SAR 1 g (W/Kg)	Meas. Power (dBm)	Max. tune-up Power (dBm)	Scaling Factor	Duty Cycle (%)	Duty Cycle Factor	Report SAR 1 g (W/Kg)	Meas. No.
Body-worn Accessory & Hotspot														
802.11n(HT20)	With scanner	Back Side	0	11	5180	-0.14	0.01	11.1	11.5	1.10	88.61	1.129	0.011	
		Right Edge	0	11	5180	0.19	0.079	11.1	11.5	1.10	88.61	1.129	0.087	43#
		Top Edge	0	11	5180	0.13	0.018	11.1	11.5	1.10	88.61	1.129	0.020	
	Without Scaner	Back Side	0	11	5180	-0.15	0.231	11.1	11.5	1.10	88.61	1.129	0.253	44#

WLAN 5.8 GHz

Mode	Method	Position	Dist. (mm)	Ch.	Freq. (MHz)	Power Drift (dB)	Meas. SAR 1 g (W/Kg)	Meas. Power (dBm)	Max. tune-up Power (dBm)	Scaling Factor	Duty Cycle (%)	Duty Cycle Factor	Report SAR 1 g (W/Kg)	Meas. No.
Body-worn Accessory & Hotspot														
802.11ac(VHT20)	With scanner	Back Side	0	149	5745	0.17	0.009	11.76	12.5	1.19	87.04	1.149	0.011	
		Right Edge	0	149	5745	0.14	0.112	11.76	12.5	1.19	87.04	1.149	0.133	45#
		Top Edge	0	149	5745	0.17	0.04	11.76	12.5	1.19	87.04	1.149	0.047	
	Without Scaner	Back Side	0	149	5745	0.11	0.162	11.76	12.5	1.19	87.04	1.149	0.192	46#

Note(s):

1. Per KDB 248227 D01 SAR is not required for the following 2.4 GHz OFDM conditions.

a. When the reported SAR of the highest measured maximum output power channel for the exposure configuration is ≤ 0.8 W/kg, no further SAR testing is required for 802.11b DSSS in that exposure configuration.
b. When the highest reported SAR for DSSS is adjusted by the ratio of OFDM to DSSS specified maximum output power and the adjusted SAR is ≤ 1.2 W/kg.

2. For OFDM transmission configurations in the 2.4 GHz and 5 GHz bands, When the same maximum power is specified for multiple transmission modes in a frequency band, the largest channel bandwidth, lowest order modulation, lowest data rate and lowest order 802.11a/g/n/ac mode is used for SAR measurement, on the highest measured output power channel for each frequency band.
3. Per KDB 248227 D01 5G WLAN Subsequent Test Configuration Procedures
SAR measurement requirements for the remaining 802.11 transmission mode configurations that have not been tested in the initial test configuration are determined separately for each standalone and aggregated frequency band, in each exposure condition, according to the maximum output power specified for production units.
   a. When SAR test exclusion provisions of KDB Publication 447498 D01 are applicable and SAR measurement is not required for the initial test configuration, SAR is also not required for the next highest maximum output power transmission mode subsequent test configuration(s) in that frequency band or aggregated band and exposure configuration.
   b. When the highest reported SAR for the initial test configuration (when applicable, include subsequent highest output channels), according to the initial test position or fixed exposure position requirements, is adjusted by the ratio of the subsequent test configuration to initial test configuration specified maximum output power and the adjusted SAR is ≤ 1.2 W/kg, SAR is not required for that subsequent test configuration.

General Note(s):

1. The test data reported are the worst-case SAR values according to test procedures specified in IEEE 1528-2013, FCC KDB Publication 865664 D01v01r04 and FCC KDB Publication 447498 D01v06.
2. All modes of operation were investigated, and worst-case results are reported.
3. The EUT is tested 2nd hot-spot peak, if it is less than 2 dB below the highest peak.
4. SAR results were scaled to the maximum allowed power to demonstrate compliance per FCC KDB Publication 447498 D01v06.
5. Per FCC KDB Publication 648474 D04v01r03, body worn SAR was evaluated without a headset connected to the device. Since the standalone reported SAR was ≤1.2 W/kg, no additional body worn SAR evaluations using a headset cable were required.
6. Per FCC KDB Publication 865664 D01v01r04, variability SAR tests were performed when the measured SAR results for a frequency band were greater than 0.8 W/kg.
7. Per FCC KDB Publication 447498 D01v06, if the reported (scaled) SAR measured at the middle channel or highest output power channel for each test configuration is ≤ 0.8 W/kg then testing at the other channels is not required for such test configuration(s). When the maximum output power variation across the required test channels is>1/2 dB, instead of the middle channel, the highest output power channel must be used.

Bluetooth

Mode	Method	Position	Dist. (mm)	Ch.	Freq. (MHz)	Power Drift (dB)	Meas. SAR 1 g (W/Kg)	Meas. Power (dBm)	Max. tune-up Power (dBm)	Scaling Factor	Duty Cycle (%)	Duty Cycle Factor	Report SAR 1 g (W/Kg)	Meas. No.
Body-worn Accessory & Hotspot														
EDR	With scanner	Back Side	0	78	2480	0.15	0.009	9.58	10	1.10	100.	1.000	0.010	
		Right Edge	0	78	2480	0.06	0.012	9.58	10	1.10	100.	1.000	0.013	47#
		Top Edge	0	78	2480	-0.14	0.008	9.58	10	1.10	100.	1.000	0.009	
	Without Scaner	Back Side	0	78	2480	0.17	0.052	9.58	10	1.10	100.	1.000	0.057	48#

General Note(s):

1. The test data reported are the worst-case SAR values according to test procedures specified in IEEE 1528-2013, FCC KDB Publication 865664 D01v01r04 and FCC KDB Publication 447498 D01v06.
2. All modes of operation were investigated, and worst-case results are reported.
3. The EUT is tested 2nd hot-spot peak, if it is less than 2 dB below the highest peak.
4. SAR results were scaled to the maximum allowed power to demonstrate compliance per FCC KDB Publication 447498 D01v06.
5. Per FCC KDB Publication 648474 D04v01r03, body worn SAR was evaluated without a headset connected to the device. Since the standalone reported SAR was ≤1.2 W/kg, no additional body worn SAR evaluations using a headset cable were required.
6. Per FCC KDB Publication 865664 D01v01r04, variability SAR tests were performed when the measured SAR results for a frequency band were greater than 0.8 W/kg.
7. Per FCC KDB Publication 447498 D01v06, if the reported (scaled) SAR measured at the middle channel or highest output power channel for each test configuration is ≤ 0.8 W/kg then testing at the other channels is not required for such test configuration(s). When the maximum output power variation across the required test channels is>1/2 dB, instead of the middle channel, the highest output power channel must be used

6.7 SAR Measurement Variability

In accordance with published RF Exposure KDB procedure 865664 D01 SAR measurement 100 MHz to 6 GHz v01r04. These additional measurements are repeated after the completion of all measurements requiring the same head or body tissue-equivalent medium in a frequency band. The test device should be returned to ambient conditions (normal room temperature) with the battery fully charged before it is re-mounted on the device holder for the repeated measurement(s) to minimize any unexpected variations in the repeated results.

1) Repeated measurement is not required when the original highest measured SAR is < 0.80 W/kg; steps 2) through 4) do not apply.
2) When the original highest measured SAR is ≥ 0.80 W/kg, repeat that measurement once.

3) Perform a second repeated measurement only if the ratio of largest to smallest SAR for the original and first repeated measurements is > 1.20 or when the original or repeated measurement is ≥ 1.45 W/kg (~ 10% from the 1-g SAR limit).

4) Perform a third repeated measurement only if the original, first or second repeated measurement is ≥1.5 W/kg and the ratio of largest to smallest SAR for the original, first and second repeated measurements is > 1.20.

Frequency band	Test Position	Mode	Ch.	Original 1g SAR (W/kg)	1st Repeated 1g SAR (W/kg)	Largest to Smallest SAR Ratio
WCDMA B2	Bottom	RMC	9538	0.928	0.913	1.016
WCDMA B5	Back	RMC	4233	1.100	1.100	1.000
LTE B7	Bottom	QPSK	20850	20850	0.928	0.913

Note(s):

1. Second Repeated Measurement is not required since the ratio of the largest to smallest SAR for the original and first repeated measurement is not > 1.20.

6.8 Standalone SAR Test Exclusion Considerations and Estimated SAR

KDB 447498 D01v06 General RF Exposure Guidance v06, introduces a new formula for calculating the SAR to Peak Location Ratio (SPLSR) between pairs of simultaneously transmitting antennas:

$$SPLSR = (SAR_1 + SAR_2)^{1.5} / R_i$$

Where:

SAR_1 is the highest reported or estimated SAR for the first of a pair of simultaneous transmitting antennas, in a specific test operating mode and exposure condition

SAR_2 is the highest reported or estimated SAR for the second of a pair of simultaneous transmitting antennas, in the same test operating mode and exposure condition as the first

R_i is the separation distance between the pair of simultaneous transmitting antennas. When the SAR is measured, for both antennas in the pair, it is determined by the actual x, y and z coordinates in the 1-g SAR for each SAR peak location, based on the extrapolated and interpolated result in the zoom scan measurement, using the formula of $[(x_1-x_2)^2 + (y_1-y_2)^2 + (z_1-z_2)^2]$

A new threshold of 0.04 is also introduced in the draft KDB. Thus, in order for a pair of simultaneous transmitting antennas with the sum of 1-g SAR > 1.6 W/kg to qualify for exemption from Simultaneous Transmission SAR measurements, it has to satisfy the condition of:

$$(SAR_1 + SAR_2)^{1.5} / R_i < 0.04$$

6.9 Simultaneous Transmission SAR Considerations

Sum of the SAR for GSM + WLAN & Bluetooth

Condition	Simultaneous Transmission Scenario (W/Kg)				Max Σ 1-g SAR (W/Kg)	SPLSR (Yes/ No)
	GSM	WLAN DTS Band	WLAN UNII Band	Bluetooth		
Hotspot	0.549	0.187	0.253	0.057	0.802	No

Conclusion:

Simultaneous transmission SAR measurement (Volume Scan) is not required because the either sum of the 1-g SAR is < 1.6 W/kg or the SPLSR is < 0.04 for all circumstances that require SPLSR calculation.

Sum of the SAR for WCDMA + WLAN & Bluetooth

Condition	Simultaneous Transmission Scenario (W/Kg)				Max Σ 1-g SAR (W/Kg)	SPLSR (Yes/ No)
	WCDMA	WLAN DTS Band	WLAN UNII Band	Bluetooth		
Body-Worn	1.184	0.187	0.253	0.057	1.437	No
Hotspot	1.184	0.187	0.253	0.057	1.437	No

Conclusion:

Simultaneous transmission SAR measurement (Volume Scan) is not required because the either sum of the 1-g SAR is < 1.6 W/kg or the SPLSR is < 0.04 for all circumstances that require SPLSR calculation.

Sum of the SAR for LTE + WLAN & Bluetooth

Condition	Simultaneous Transmission Scenario (W/Kg)				Max Σ 1-g SAR (W/Kg)	SPLSR (Yes/ No)
	LTE	WLAN DTS Band	WLAN UNII Band	Bluetooth		
Body-Worn	1.015	0.187	0.253	0.057	1.268	No
Hotspot	1.015	0.187	0.253	0.057	1.268	No

Conclusion:

Simultaneous transmission SAR measurement (Volume Scan) is not required because the either sum of the 1-g SAR is < 1.6 W/kg or the SPLSR is < 0.04 for all circumstances that require SPLSR calculation.

7 Appendixes

7.1 Liquid depth



7.2 Sample and Set-up Photos

Front of the sample

Back of the sample



Back - 0mm With scanner



Back - 0mm Without scanner



Back - 20mm Without scanner



Right - 0mm With scanner

Bottom - 0mm With scanner



Top - 0mm With scanner

7.3 System Verification Plots

System Validation for 750MHz Head _2020-12-26

Measurement Report for D750V2 SN1055, FRONT, D750, UID 0 -, Channel 50 (750.0MHz)

Device under Test Properties

Name, Manufacturer	Dimensions [mm]	IMEI	DUT Type
D750V2 SN1055,	180.0 x 100.0 x 330.0	/	Phone

Exposure Conditions

Phantom Section, TSL	Position, Test Distance [mm]	Band	Group, UID	Frequency [MHz], Channel Number	Conversion Factor	TSL Conductivity [S/m]	TSL Permittivity
Flat, HSL	FRONT, 15.00	D750	CW, 0--	750.0, 50	10.16	0.864	43.269

Hardware Setup

Phantom	TSL, Measured Date	Probe, Calibration Date	DAE, Calibration Date
Twin-SAM V8.0 (30deg probe tilt) - 1461	HBBL-600-10000 Charge:xxxx, --	EX3DV4 - SN7475, 2020-10-29	DAE4 Sn787, 2020-09-30

Scan Setup

	Area Scan	Zoom Scan
Grid Extents [mm]	140.0 x 220.0	30.0 x 30.0 x 30.0
Grid Steps [mm]	10.0 x 10.0	5.0 x 5.0 x 5.0
Sensor Surface [mm]	3.0	1.4
Surface Detection	VMS + 6p	VMS + 6p
Scan Method	Measured	Measured

Measurement Results

	Area Scan	Zoom Scan
psSAR1g [W/Kg]	2.12	2.12
psSAR10g [W/Kg]	1.41	1.37
Power Drift [dB]	-0.02	-0.01
M2/M1 [%]		19.2
Dist 3dB Peak [mm]		64.0

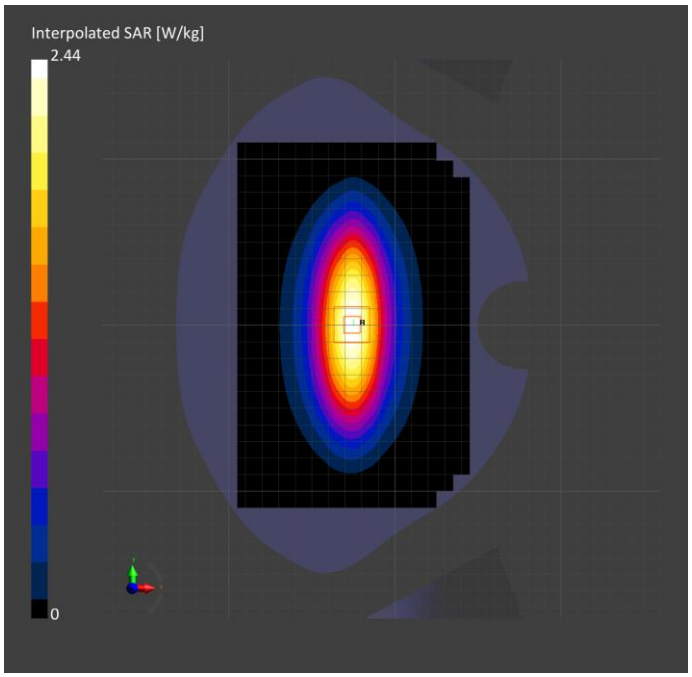

System Validation for 835MHz Head _2021-01-03

Measurement Report for D835V2 SN4d061, FRONT, D835, UID 0 -, Channel 50 (835.0MHz)

Device under Test Properties

Name, Manufacturer	Dimensions [mm]	IMEI	DUT Type
D835V2 SN4d061,	160.0 x 120.0 x 340.0	/	Phone

Exposure Conditions

Phantom Section, TSL	Position, Test Distance [mm]	Band	Group, UID	Frequency [MHz], Channel Number	Conversion Factor	TSL Conductivity [S/m]	TSL Permittivity
Flat, HSL	FRONT, 15.00	D835	CW, 0--	835.0, 50	9.79	0.916	43.125

Hardware Setup

Phantom	TSL, Measured Date	Probe, Calibration Date	DAE, Calibration Date
Twin-SAM V8.0 (30deg probe tilt) - 1461	HBBL-600-10000 Charge:xxxx, --	EX3DV4 - SN7475, 2020-10-29	DAE4 Sn787, 2020-09-30

Scan Setup

	Area Scan	Zoom Scan
Grid Extents [mm]	160.0 x 200.0	30.0 x 30.0 x 30.0
Grid Steps [mm]	10.0 x 10.0	5.0 x 5.0 x 5.0
Sensor Surface [mm]	3.0	1.4
Surface Detection	VMS + 6p	VMS + 6p
Scan Method	Measured	Measured

Measurement Results

	Area Scan	Zoom Scan
psSAR1g [W/Kg]	2.46	2.46
psSAR10g [W/Kg]	1.62	1.58
Power Drift [dB]	-0.04	-0.01
M2/M1 [%]		19.8
Dist 3dB Peak [mm]		62.8

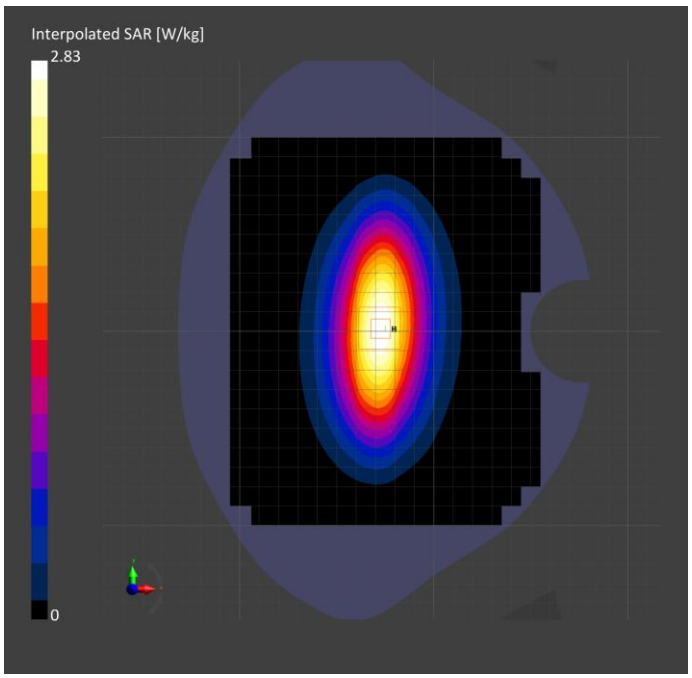

System Validation for 1800MHz Head _2020-12-28

Measurement Report for D1800V2 SN1d148, FRONT, D1800, UID 0 -, Channel 50 (1800.0MHz)

Device under Test Properties

Name, Manufacturer	Dimensions [mm]	IMEI	DUT Type
D1800V2 SN1d148,	100.0 x 74.0 x 300.0	/	Phone

Exposure Conditions

Phantom Section, TSL	Position, Test Distance [mm]	Band	Group, UID	Frequency [MHz], Channel Number	Conversion Factor	TSL Conductivity [S/m]	TSL Permittivity
Flat, HSL	FRONT, 10 mm	D1800	CW, 0--	1800.0, 50	8.45	1.378	40.892

Hardware Setup

Phantom	TSL, Measured Date	Probe, Calibration Date	DAE, Calibration Date
Twin-SAM V8.0 (30deg probe tilt) - 1461	HBBL-600-10000 Charge:xxxx, --	EX3DV4 - SN7475, 2020-10-29	DAE4 Sn787, 2020-09-30

Scan Setup

	Area Scan	Zoom Scan
Grid Extents [mm]	120.0 x 140.0	30.0 x 30.0 x 30.0
Grid Steps [mm]	10.0 x 10.0	5.0 x 5.0 x 5.0
Sensor Surface [mm]	3.0	1.4
Surface Detection	VMS + 6p	VMS + 6p
Scan Method	Measured	Measured

Measurement Results

	Area Scan	Zoom Scan
psSAR1g [W/Kg]	9.53	9.52
psSAR10g [W/Kg]	5.05	4.95
Power Drift [dB]	-0.04	0.00
M2/M1 [%]		10.0
Dist 3dB Peak [mm]		53.1

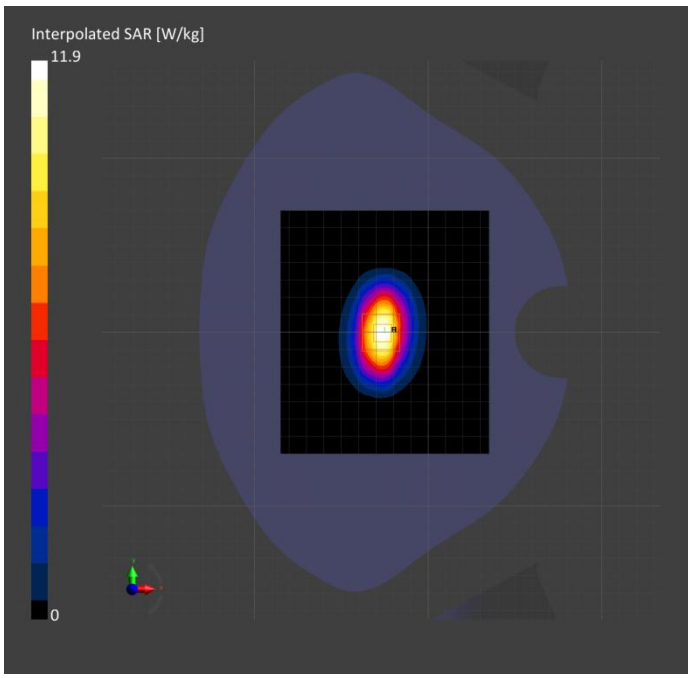

System Validation for 1900MHz Head _2020-12-30

Measurement Report for D1900V2 SN5d092, FRONT, D1900, UID 0 -, Channel 50 (1900.0MHz)

Device under Test Properties

Name, Manufacturer	Dimensions [mm]	IMEI	DUT Type
D1900V2 SN5d092,	100.0 x 68.0 x 300.0	/	Phone

Exposure Conditions

Phantom Section, TSL	Position, Test Distance [mm]	Band	Group, UID	Frequency [MHz], Channel Number	Conversion Factor	TSL Conductivity [S/m]	TSL Permittivity
Flat, HSL	FRONT, 10 mm	D1900	CW, 0--	1900.0, 50	8.07	1.431	40.975

Hardware Setup

Phantom	TSL, Measured Date	Probe, Calibration Date	DAE, Calibration Date
Twin-SAM V8.0 (30deg probe tilt) - 1461	HBBL-600-10000 Charge:xxxx, --	EX3DV4 - SN7475, 2020-10-29	DAE4 Sn787, 2020-09-30

Scan Setup

	Area Scan	Zoom Scan
Grid Extents [mm]	100.0 x 140.0	30.0 x 30.0 x 30.0
Grid Steps [mm]	10.0 x 10.0	5.0 x 5.0 x 5.0
Sensor Surface [mm]	3.0	1.4
Surface Detection	VMS + 6p	VMS + 6p
Scan Method	Measured	Measured

Measurement Results

	Area Scan	Zoom Scan
psSAR1g [W/Kg]	10.4	10.6
psSAR10g [W/Kg]	5.42	5.39
Power Drift [dB]	-0.04	0.00
M2/M1 [%]		10.0
Dist 3dB Peak [mm]		52.4

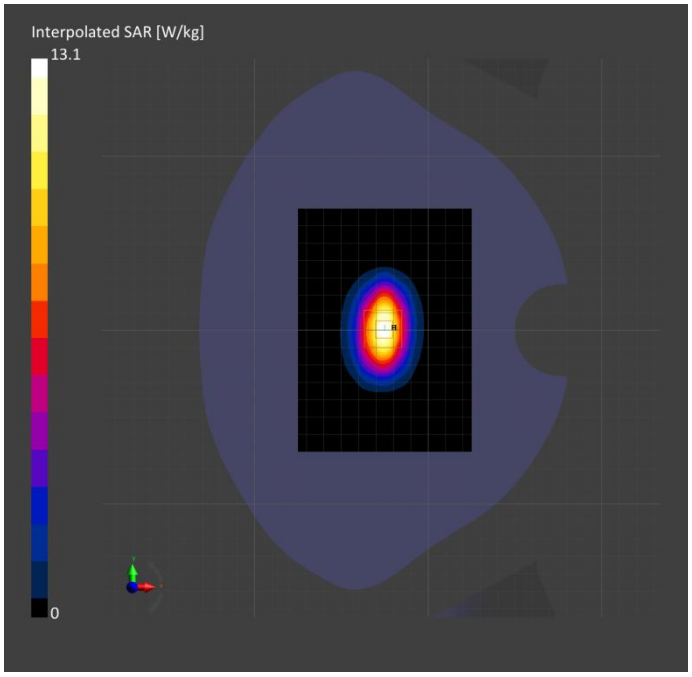

System Validation for 2450MHz Head _2021-01-05

Measurement Report for D2450V2 SN723, FRONT, D2450, UID 0 -, Channel 50 (2450.0MHz)

Device under Test Properties

Name, Manufacturer	Dimensions [mm]	IMEI	DUT Type
D2450V2 SN723,	100.0 x 52.0 x 290.0	/	Phone

Exposure Conditions

Phantom Section, TSL	Position, Test Distance [mm]	Band	Group, UID	Frequency [MHz], Channel Number	Conversion Factor	TSL Conductivity [S/m]	TSL Permittivity
Flat, HSL	FRONT, 10.00	D2450	CW, 0--	2450.0, 50	7.65	1.825	40.462

Hardware Setup

Phantom	TSL, Measured Date	Probe, Calibration Date	DAE, Calibration Date
Twin-SAM V8.0 (30deg probe tilt) - 1461	HBBL-600-10000 Charge:xxxx, --	EX3DV4 - SN7475, 2020-10-29	DAE4 Sn787, 2020-09-30

Scan Setup

	Area Scan	Zoom Scan
Grid Extents [mm]	100.0 x 140.0	30.0 x 30.0 x 30.0
Grid Steps [mm]	10.0 x 10.0	5.0 x 5.0 x 5.0
Sensor Surface [mm]	3.0	1.4
Surface Detection	VMS + 6p	VMS + 6p
Scan Method	Measured	Measured

Measurement Results

	Area Scan	Zoom Scan
psSAR1g [W/Kg]	13.4	13.5
psSAR10g [W/Kg]	6.23	6.20
Power Drift [dB]	-0.05	0.00
M2/M1 [%]		9.0
Dist 3dB Peak [mm]		48.1

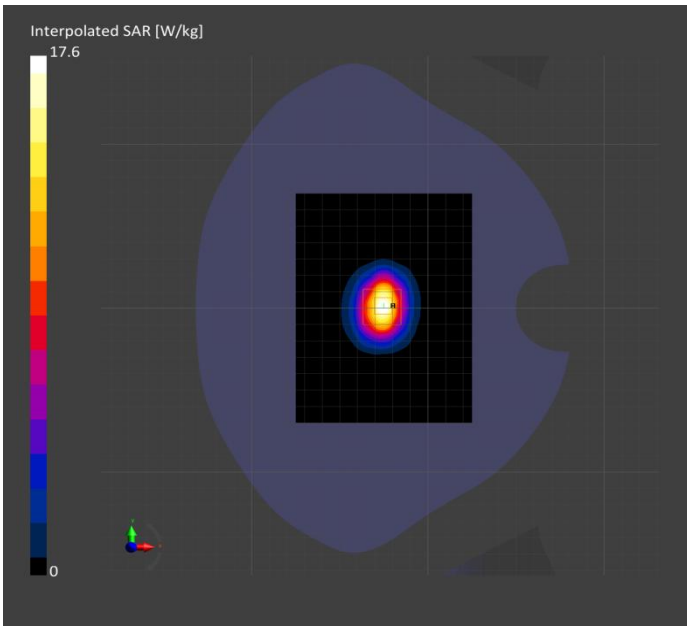

System Validation for 2600MHz Head _2020-12-31

Measurement Report for D2600V2 SN1142, FRONT, D2600, UID 0 -, Channel 50 (2600.0MHz)

Device under Test Properties

Name, Manufacturer	Dimensions [mm]	IMEI	DUT Type
D2600V2 SN1142,	100.0 x 50.0 x 290.0	/	Phone

Exposure Conditions

Phantom Section, TSL	Position, Test Distance [mm]	Band	Group, UID	Frequency [MHz], Channel Number	Conversion Factor	TSL Conductivity [S/m]	TSL Permittivity
Flat, HSL	FRONT, 10.00	D2600	CW, 0--	2600.0, 50	7.45	1.914	40.817

Hardware Setup

Phantom	TSL, Measured Date	Probe, Calibration Date	DAE, Calibration Date
Twin-SAM V8.0 (30deg probe tilt) - 1461	HBBL-600-10000 Charge:xxxx, --	EX3DV4 - SN7475, 2020-10-29	DAE4 Sn787, 2020-09-30

Scan Setup

	Area Scan	Zoom Scan
Grid Extents [mm]	80.0 x 140.0	30.0 x 30.0 x 30.0
Grid Steps [mm]	10.0 x 10.0	5.0 x 5.0 x 5.0
Sensor Surface [mm]	3.0	1.4
Surface Detection	VMS + 6p	VMS + 6p
Scan Method	Measured	Measured

Measurement Results

	Area Scan	Zoom Scan
psSAR1g [W/Kg]	13.8	13.6
psSAR10g [W/Kg]	6.19	6.07
Power Drift [dB]	-0.04	0.01
M2/M1 [%]		9.0
Dist 3dB Peak [mm]		47.0

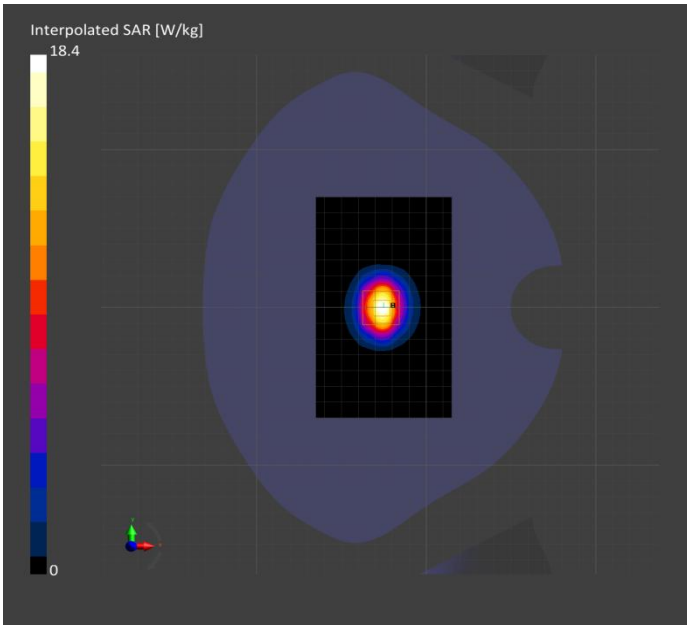

System Validation for 5200MHz Head _2021-01-04

Measurement Report for D5GHzV2 SN1061, FRONT, D5GHz, UID 0 -, Channel 20 (5200.0MHz)

Device under Test Properties

Name, Manufacturer	Dimensions [mm]	IMEI	DUT Type
D5GHzV2 SN1061,	80.0 x 20.0 x 300.0	/	Phone

Exposure Conditions

Phantom Section, TSL	Position, Test Distance [mm]	Band	Group, UID	Frequency [MHz], Channel Number	Conversion Factor	TSL Conductivity [S/m]	TSL Permittivity
Flat, HSL	FRONT, 10.00	D5GHz	CW, 0--	5200.0, 20	5.53	4.840	34.555

Hardware Setup

Phantom	TSL, Measured Date	Probe, Calibration Date	DAE, Calibration Date
Twin-SAM V8.0 (30deg probe tilt) - 1461	HBBL-600-10000 Charge:xxxx, --	EX3DV4 - SN7475, 2020-10-29	DAE4 Sn787, 2020-09-30

Scan Setup

	Area Scan	Zoom Scan
Grid Extents [mm]	60.0 x 120.0	22.0 x 22.0 x 22.0
Grid Steps [mm]	10.0 x 10.0	4.0 x 4.0 x 1.4
Sensor Surface [mm]	3.0	1.4
Surface Detection	VMS + 6p	VMS + 6p
Scan Method	Measured	Measured

Measurement Results

	Area Scan	Zoom Scan
psSAR1g [W/Kg]	6.92	7.60
psSAR10g [W/Kg]	2.00	2.17
Power Drift [dB]	-0.09	-0.06
M2/M1 [%]		6.6
Dist 3dB Peak [mm]		66.4

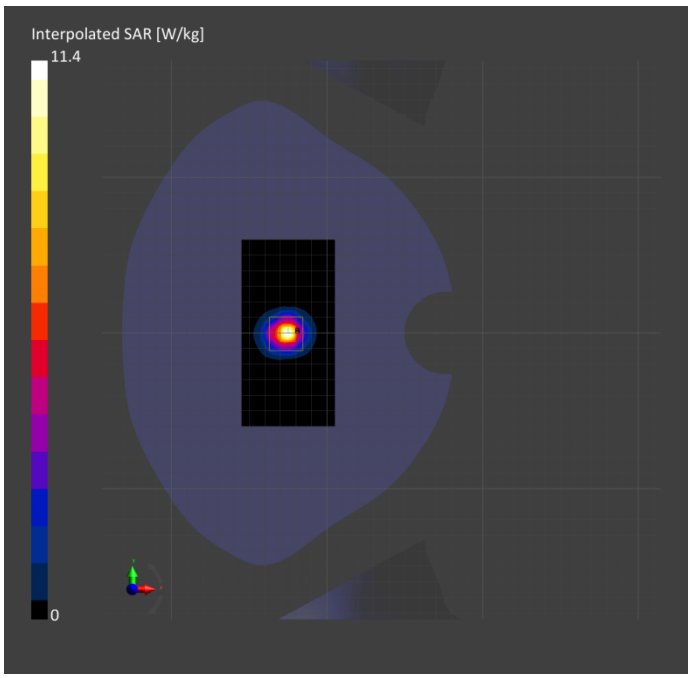

System Validation for 5800MHz Head _2021-01-04

Measurement Report for D5GHzV2 SN1061, FRONT, D5GHz, UID 0 -, Channel 80 (5800.0MHz)

Device under Test Properties

Name, Manufacturer	Dimensions [mm]	IMEI	DUT Type
D5GHzV2 SN1061,	80.0 x 20.0 x 300.0	/	Phone

Exposure Conditions

Phantom Section, TSL	Position, Test Distance [mm]	Band	Group, UID	Frequency [MHz], Channel Number	Conversion Factor	TSL Conductivity [S/m]	TSL Permittivity
Flat, HSL	FRONT, 10.00	D5GHz	CW, 0--	5800.0, 80	4.75	5.198	34.945

Hardware Setup

Phantom	TSL, Measured Date	Probe, Calibration Date	DAE, Calibration Date
Twin-SAM V8.0 (30deg probe tilt) - 1461	HBBL-600-10000 Charge:xxxx, --	EX3DV4 - SN7475, 2020-10-29	DAE4 Sn787, 2020-09-30

Scan Setup

	Area Scan	Zoom Scan
Grid Extents [mm]	60.0 x 120.0	22.0 x 22.0 x 22.0
Grid Steps [mm]	10.0 x 10.0	4.0 x 4.0 x 1.4
Sensor Surface [mm]	3.0	1.4
Surface Detection	VMS + 6p	VMS + 6p
Scan Method	Measured	Measured

Measurement Results

	Area Scan	Zoom Scan
psSAR1g [W/Kg]	7.12	7.45
psSAR10g [W/Kg]	1.99	2.08
Power Drift [dB]	0.01	0.00
M2/M1 [%]		7.2
Dist 3dB Peak [mm]		62.4

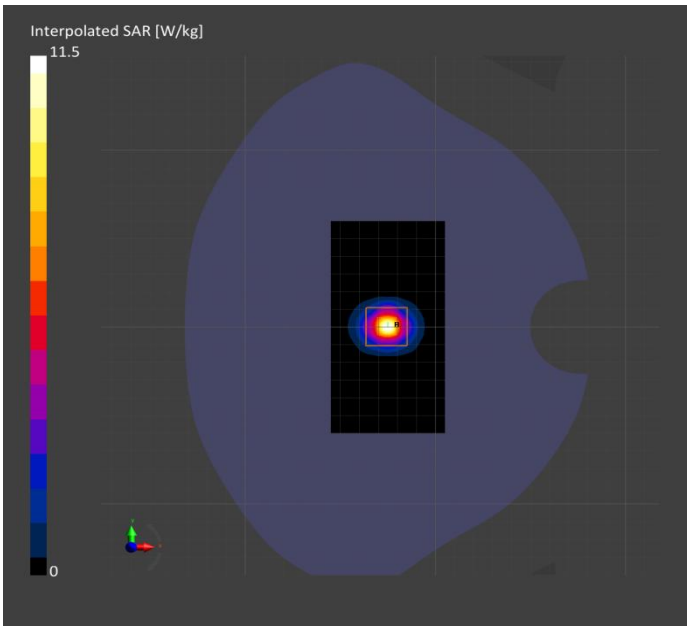

7.4 Highest SAR Test Plots

Meas.1 Measurement Report for RS80, EDGE BOTTOM, GSM 850, UID 10023 DAC, Channel 128 (824.2MHz) With Scaner

Device under Test Properties

Name, Manufacturer	Dimensions [mm]	IMEI	DUT Type
RS80,	240.0 x 151.0 x 16.0	/	Tablet

Exposure Conditions

Phantom Section, TSL	Position, Test Distance [mm]	Band	Group, UID	Frequency [MHz], Channel Number	Conversion Factor	TSL Conductivity [S/m]	TSL Permittivity
Flat, HSL	EDGE BOTTOM, 0.00	GSM 850	GSM, 10023-DAC	824.2, 128	9.79	0.915	43.168

Hardware Setup

Phantom	TSL, Measured Date	Probe, Calibration Date	DAE, Calibration Date
Twin-SAM V8.0 (30deg probe tilt) - 1461	HBBL-600-10000 Charge:xxxx, --	EX3DV4 - SN7475, 2020-10-29	DAE4 Sn787, 2020-09-30

Scan Setup

	Area Scan	Zoom Scan
Grid Extents [mm]	60.0 x 200.0	30.0 x 30.0 x 30.0
Grid Steps [mm]	10.0 x 10.0	5.0 x 5.0 x 5.0
Sensor Surface [mm]	3.0	1.4
Surface Detection	VMS + 6p	VMS + 6p
Scan Method	Measured	Measured

Measurement Results

	Area Scan	Zoom Scan
psSAR1g [W/Kg]	0.277	0.284
psSAR10g [W/Kg]	0.186	0.190
Power Drift [dB]	0.05	-0.00
M2/M1 [%]		inf
Dist 3dB Peak [mm]		65.0

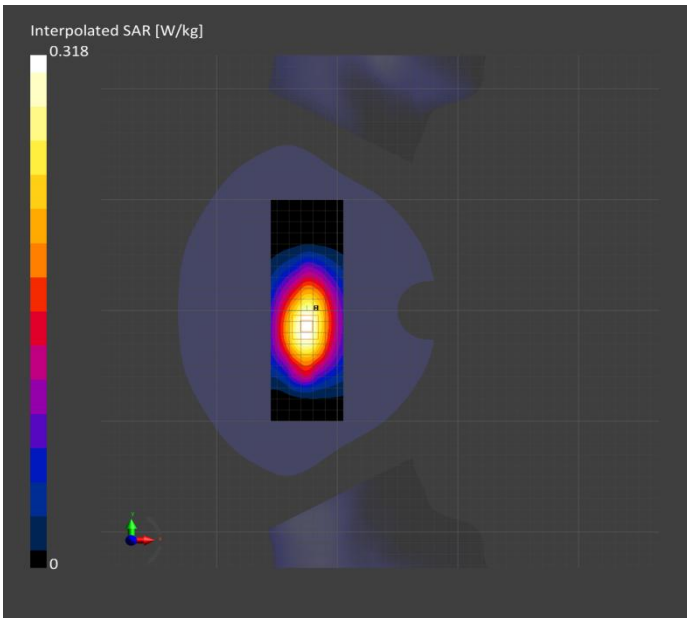

Meas.2 Measurement Report for RS80, BACK, GSM 850, UID 10023 DAC, Channel 128 (824.2MHz)
Without Scaner

Device under Test Properties

Name, Manufacturer	Dimensions [mm]	IMEI	DUT Type
RS80,	240.0 x 151.0 x 16.0	/	Tablet

Exposure Conditions

Phantom Section, TSL	Position, Test Distance [mm]	Band	Group, UID	Frequency [MHz], Channel Number	Conversion Factor	TSL Conductivity [S/m]	TSL Permittivity
Flat, HSL	BACK, 0.00	GSM 850	GSM, 10023-DAC	824.2, 128	9.79	0.915	43.168

Hardware Setup

Phantom	TSL, Measured Date	Probe, Calibration Date	DAE, Calibration Date
Twin-SAM V8.0 (30deg probe tilt) - 1461	HBBL-600-10000 Charge:xxxx, --	EX3DV4 - SN7475, 2020-10-29	DAE4 Sn787, 2020-09-30

Scan Setup

	Area Scan	Zoom Scan
Grid Extents [mm]	200.0 x 280.0	30.0 x 30.0 x 30.0
Grid Steps [mm]	10.0 x 10.0	5.0 x 5.0 x 5.0
Sensor Surface [mm]	3.0	1.4
Surface Detection	VMS + 6p	VMS + 6p
Scan Method	Measured	Measured

Measurement Results

	Area Scan	Zoom Scan
psSAR1g [W/Kg]	0.523	0.529
psSAR10g [W/Kg]	0.355	0.351
Power Drift [dB]	-0.09	-0.09
M2/M1 [%]		22.7
Dist 3dB Peak [mm]		63.3

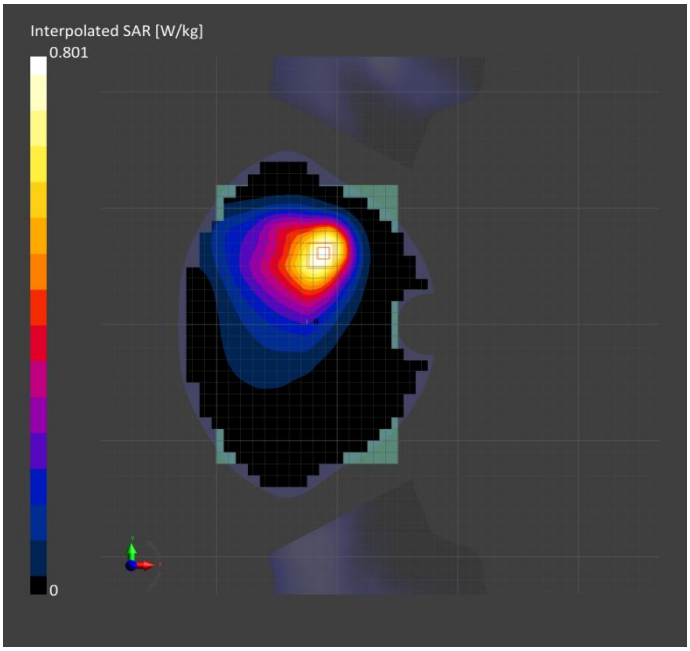

Meas.3 Measurement Report for RS80, EDGE BOTTOM, PCS 1900, UID 10023 DAC, Channel 810 (1909.8MHz) With Scaner Sensor Off

Device under Test Properties

Name, Manufacturer	Dimensions [mm]	IMEI	DUT Type
RS80,	240.0 x 151.0 x 16.0	/	Tablet

Exposure Conditions

Phantom Section, TSL	Position, Test Distance [mm]	Band	Group, UID	Frequency [MHz], Channel Number	Conversion Factor	TSL Conductivity [S/m]	TSL Permittivity
Flat, HSL	EDGE BOTTOM, 0.00	PCS 1900	GSM, 10023-DAC	1909.8, 810	8.07	1.432	40.978

Hardware Setup

Phantom	TSL, Measured Date	Probe, Calibration Date	DAE, Calibration Date
Twin-SAM V8.0 (30deg probe tilt) - 1461	HBBL-600-10000 Charge:xxxx, --	EX3DV4 - SN7475, 2020-10-29	DAE4 Sn787, 2020-09-30

Scan Setup

	Area Scan	Zoom Scan
Grid Extents [mm]	60.0 x 200.0	30.0 x 30.0 x 30.0
Grid Steps [mm]	10.0 x 10.0	5.0 x 5.0 x 5.0
Sensor Surface [mm]	3.0	1.4
Surface Detection	VMS + 6p	VMS + 6p
Scan Method	Measured	Measured

Measurement Results

	Area Scan	Zoom Scan
psSAR1g [W/Kg]	0.183	0.182
psSAR10g [W/Kg]	0.102	0.096
Power Drift [dB]	-0.02	0.20
M2/M1 [%]		10.2
Dist 3dB Peak [mm]		44.4

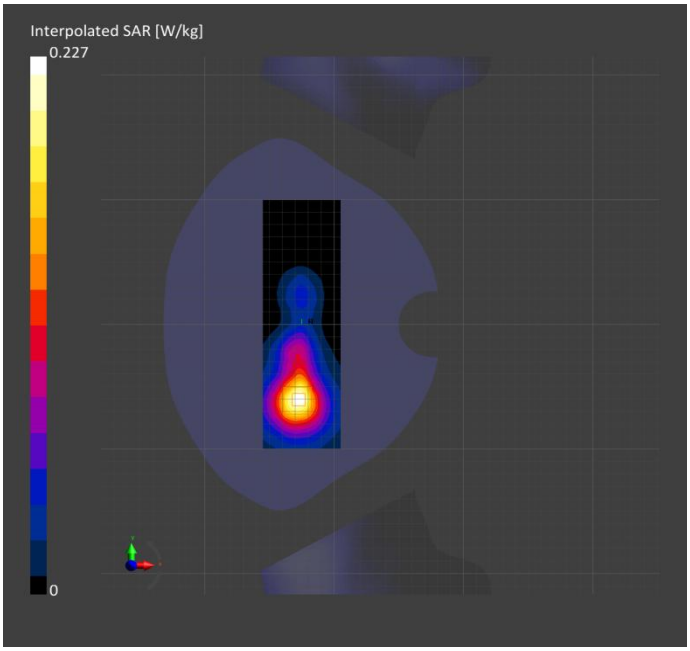

Meas.4 Measurement Report for RS80, BACK, PCS 1900, UID 10023 DAC, Channel 810 (1909.8MHz) Without Scaner Sensor On

Device under Test Properties

Name, Manufacturer	Dimensions [mm]	IMEI	DUT Type
RS80,	240.0 x 151.0 x 16.0	/	Tablet

Exposure Conditions

Phantom Section, TSL	Position, Test Distance [mm]	Band	Group, UID	Frequency [MHz], Channel Number	Conversion Factor	TSL Conductivity [S/m]	TSL Permittivity
Flat, HSL	BACK, 0.00	PCS 1900	GSM, 10023-DAC	1909.8, 810	8.07	1.432	40.978

Hardware Setup

Phantom	TSL, Measured Date	Probe, Calibration Date	DAE, Calibration Date
Twin-SAM V8.0 (30deg probe tilt) - 1461	HBBL-600-10000 Charge:xxxx, --	EX3DV4 - SN7475, 2020-10-29	DAE4 Sn787, 2020-09-30

Scan Setup

	Area Scan	Zoom Scan
Grid Extents [mm]	200.0 x 280.0	30.0 x 30.0 x 30.0
Grid Steps [mm]	10.0 x 10.0	5.0 x 5.0 x 5.0
Sensor Surface [mm]	3.0	1.4
Surface Detection	VMS + 6p	VMS + 6p
Scan Method	Measured	Measured

Measurement Results

	Area Scan	Zoom Scan
psSAR1g [W/Kg]	0.116	0.119
psSAR10g [W/Kg]	0.060	0.059
Power Drift [dB]	0.10	0.11
M2/M1 [%]		10.3
Dist 3dB Peak [mm]		50.3

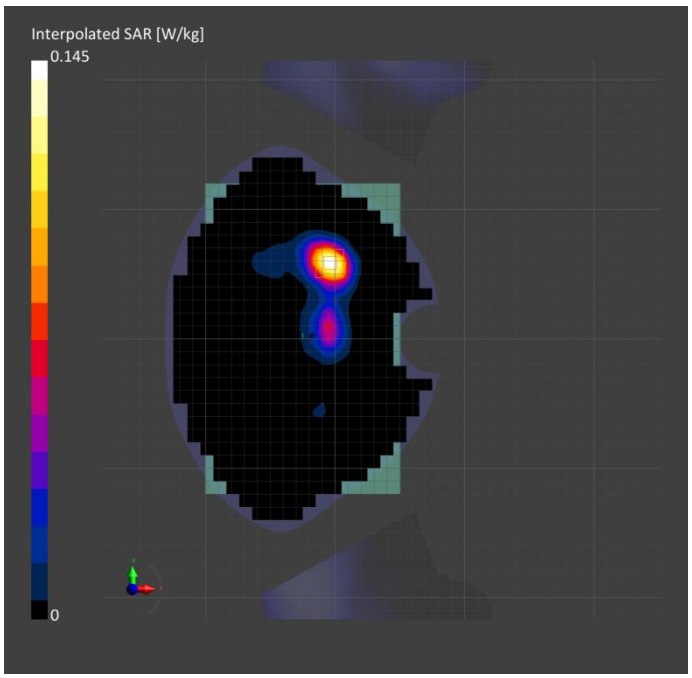

Meas.5 Measurement Report for RS80, BACK, PCS 1900, UID 10023 DAC, Channel 810 (1909.8MHz) Without Scaner Sensor Off 20mm

Device under Test Properties

Name, Manufacturer	Dimensions [mm]	IMEI	DUT Type
RS80,	240.0 x 151.0 x 16.0	/	Tablet

Exposure Conditions

Phantom Section, TSL	Position, Test Distance [mm]	Band	Group, UID	Frequency [MHz], Channel Number	Conversion Factor	TSL Conductivity [S/m]	TSL Permittivity
Flat, HSL	BACK, 0.00	PCS 1900	GSM, 10023-DAC	1909.8, 810	8.07	1.432	40.978

Hardware Setup

Phantom	TSL, Measured Date	Probe, Calibration Date	DAE, Calibration Date
Twin-SAM V8.0 (30deg probe tilt) - 1461	HBBL-600-10000 Charge:xxxx, --	EX3DV4 - SN7475, 2020-10-29	DAE4 Sn787, 2020-09-30

Scan Setup

	Area Scan	Zoom Scan
Grid Extents [mm]	200.0 x 280.0	30.0 x 30.0 x 30.0
Grid Steps [mm]	10.0 x 10.0	5.0 x 5.0 x 5.0
Sensor Surface [mm]	3.0	1.4
Surface Detection	VMS + 6p	VMS + 6p
Scan Method	Measured	Measured

Measurement Results

	Area Scan	Zoom Scan
psSAR1g [W/Kg]	0.107	0.111
psSAR10g [W/Kg]	0.062	0.064
Power Drift [dB]	0.53	0.10
M2/M1 [%]		17.7
Dist 3dB Peak [mm]		57.2

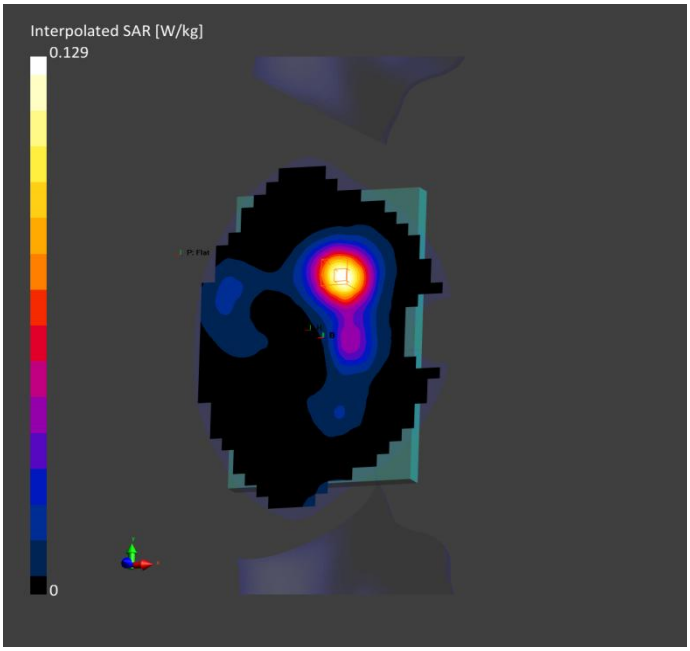

Meas.6 Measurement Report for RS80, EDGE BOTTOM, Band 2, UTRA/FDD, UID 10457 AAA, Channel 9538 (1907.6MHz) With Scaner Sensor Off

Device under Test Properties

Name, Manufacturer	Dimensions [mm]	IMEI	DUT Type
RS80,	240.0 x 151.0 x 16.0	/	Tablet

Exposure Conditions

Phantom Section, TSL	Position, Test Distance [mm]	Band	Group, UID	Frequency [MHz], Channel Number	Conversion Factor	TSL Conductivity [S/m]	TSL Permittivity
Flat, HSL	EDGE BOTTOM, 0.00	Band 2, UTRA/FDD	WCDMA, 10457-AAA	1907.6, 9538	8.07	1.432	40.977

Hardware Setup

Phantom	TSL, Measured Date	Probe, Calibration Date	DAE, Calibration Date
Twin-SAM V8.0 (30deg probe tilt) - 1461	HBBL-600-10000 Charge:xxxx, --	EX3DV4 - SN7475, 2020-10-29	DAE4 Sn787, 2020-09-30

Scan Setup

	Area Scan	Zoom Scan
Grid Extents [mm]	60.0 x 200.0	30.0 x 30.0 x 30.0
Grid Steps [mm]	10.0 x 10.0	5.0 x 5.0 x 5.0
Sensor Surface [mm]	3.0	1.4
Surface Detection	VMS + 6p	VMS + 6p
Scan Method	Measured	Measured

Measurement Results

	Area Scan	Zoom Scan
psSAR1g [W/Kg]	1.09	1.10
psSAR10g [W/Kg]	0.575	0.574
Power Drift [dB]	0.16	-0.00
M2/M1 [%]		11.0
Dist 3dB Peak [mm]		52.5

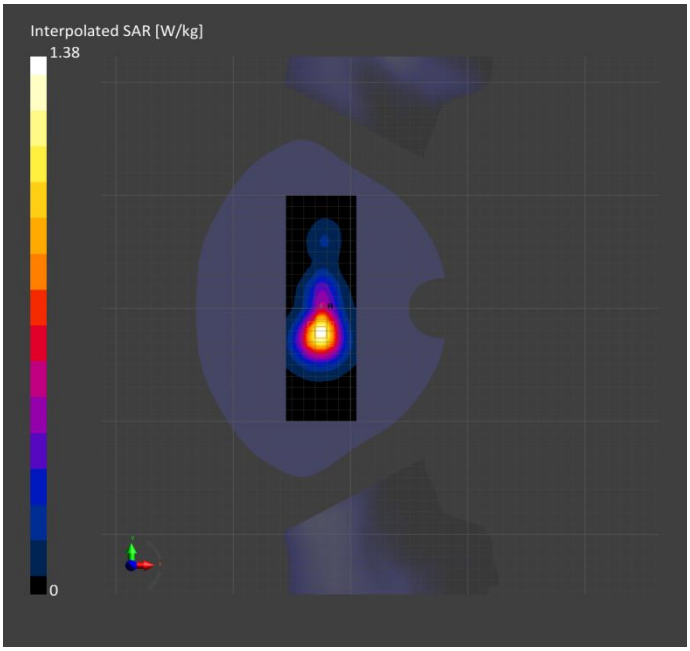

Meas.7 Measurement Report for RS80, BACK, Band 2, UTRA/FDD, UID 10457 AAA, Channel 9538 (1907.6MHz) Without Scaner Sensor On

Device under Test Properties

Name, Manufacturer	Dimensions [mm]	IMEI	DUT Type
RS80,	240.0 x 151.0 x 16.0	/	Tablet

Exposure Conditions

Phantom Section, TSL	Position, Test Distance [mm]	Band	Group, UID	Frequency [MHz], Channel Number	Conversion Factor	TSL Conductivity [S/m]	TSL Permittivity
Flat, HSL	BACK, 0.00	Band 2, UTRA/FDD	WCDMA, 10457-AAA	1907.6, 9538	8.07	1.432	40.977

Hardware Setup

Phantom	TSL, Measured Date	Probe, Calibration Date	DAE, Calibration Date
Twin-SAM V8.0 (30deg probe tilt) - 1461	HBBL-600-10000 Charge:xxxx, --	EX3DV4 - SN7475, 2020-10-29	DAE4 Sn787, 2020-09-30

Scan Setup

	Area Scan	Zoom Scan
Grid Extents [mm]	200.0 x 280.0	30.0 x 30.0 x 30.0
Grid Steps [mm]	10.0 x 10.0	5.0 x 5.0 x 5.0
Sensor Surface [mm]	3.0	1.4
Surface Detection	VMS + 6p	VMS + 6p
Scan Method	Measured	Measured

Measurement Results

	Area Scan	Zoom Scan
psSAR1g [W/Kg]	0.435	0.436
psSAR10g [W/Kg]	0.227	0.220
Power Drift [dB]	-1.16	-0.18
M2/M1 [%]		9.4
Dist 3dB Peak [mm]		50.8

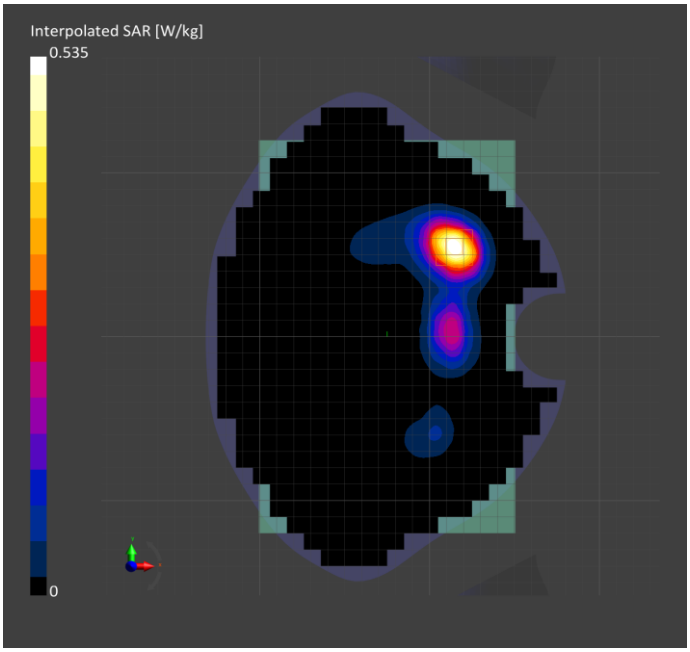

Meas.8 Measurement Report for RS80, BACK, Band 2, UTRA/FDD, UID 10457 AAA, Channel 9538 (1907.6MHz) Without Scaner Sensor Off 20mm

Device under Test Properties

Name, Manufacturer	Dimensions [mm]	IMEI	DUT Type
RS80,	240.0 x 151.0 x 16.0	/	Tablet

Exposure Conditions

Phantom Section, TSL	Position, Test Distance [mm]	Band	Group, UID	Frequency [MHz], Channel Number	Conversion Factor	TSL Conductivity [S/m]	TSL Permittivity
Flat, HSL	BACK, 20.00	Band 2, UTRA/FDD	WCDMA, 10457-AAA	1907.6, 9538	8.07	1.432	40.977

Hardware Setup

Phantom	TSL, Measured Date	Probe, Calibration Date	DAE, Calibration Date
Twin-SAM V8.0 (30deg probe tilt) - 1461	HBBL-600-10000 Charge:xxxx, --	EX3DV4 - SN7475, 2020-10-29	DAE4 Sn787, 2020-09-30

Scan Setup

	Area Scan	Zoom Scan
Grid Extents [mm]	200.0 x 280.0	30.0 x 30.0 x 30.0
Grid Steps [mm]	10.0 x 10.0	5.0 x 5.0 x 5.0
Sensor Surface [mm]	3.0	1.4
Surface Detection	VMS + 6p	VMS + 6p
Scan Method	Measured	Measured

Measurement Results

	Area Scan	Zoom Scan
psSAR1g [W/Kg]	0.219	0.221
psSAR10g [W/Kg]	0.128	0.130
Power Drift [dB]	-0.12	0.17
M2/M1 [%]		18.4
Dist 3dB Peak [mm]		58.8



Meas.9 Measurement Report for RS80, EDGE BOTTOM, Band 4, UTRA/FDD, UID 10011 CAB, Channel 1312 (1712.4MHz) With Scaner Sensor Off

Device under Test Properties

Name, Manufacturer	Dimensions [mm]	IMEI	DUT Type
RS80,	240.0 x 151.0 x 16.0	/	Tablet

Exposure Conditions

Phantom Section, TSL	Position, Test Distance [mm]	Band	Group, UID	Frequency [MHz], Channel Number	Conversion Factor	TSL Conductivity [S/m]	TSL Permittivity
Flat, HSL	EDGE BOTTOM, 0.00	Band 4, UTRA/FDD	WCDMA, 10011-CAB	1712.4, 1312	8.45	1.354	41.086

Hardware Setup

Phantom	TSL, Measured Date	Probe, Calibration Date	DAE, Calibration Date
Twin-SAM V8.0 (30deg probe tilt) - 1461	HBBL-600-10000 Charge:xxxx, --	EX3DV4 - SN7475, 2020-10-29	DAE4 Sn787, 2020-09-30

Scan Setup

	Area Scan	Zoom Scan
Grid Extents [mm]	60.0 x 200.0	30.0 x 30.0 x 30.0
Grid Steps [mm]	10.0 x 10.0	5.0 x 5.0 x 5.0
Sensor Surface [mm]	3.0	1.4
Surface Detection	VMS + 6p	VMS + 6p
Scan Method	Measured	Measured

Measurement Results

	Area Scan	Zoom Scan
psSAR1g [W/Kg]	0.491	0.494
psSAR10g [W/Kg]	0.264	0.261
Power Drift [dB]	0.11	0.01
M2/M1 [%]		11.0
Dist 3dB Peak [mm]		51.6

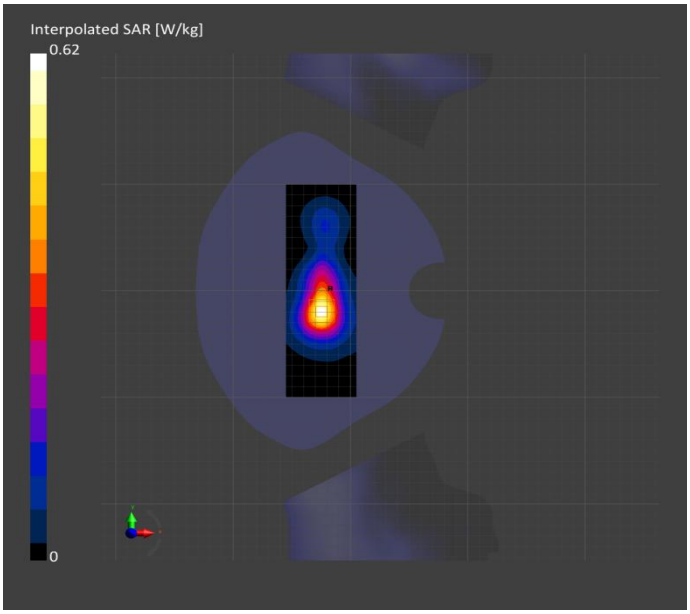

Meas.10 Measurement Report for RS80, BACK, Band 4, UTRA/FDD, UID 10457 AAA, Channel 1312 (1712.4MHz) Without Scaner Sensor On

Device under Test Properties

Name, Manufacturer	Dimensions [mm]	IMEI	DUT Type
RS80,	240.0 x 151.0 x 16.0	/	Tablet

Exposure Conditions

Phantom Section, TSL	Position, Test Distance [mm]	Band	Group, UID	Frequency [MHz], Channel Number	Conversion Factor	TSL Conductivity [S/m]	TSL Permittivity
Flat, HSL	BACK, 0.00	Band 4, UTRA/FDD	WCDMA, 10457-AAA	1712.4, 1312	8.45	1.354	41.086

Hardware Setup

Phantom	TSL, Measured Date	Probe, Calibration Date	DAE, Calibration Date
Twin-SAM V8.0 (30deg probe tilt) - 1461	HBBL-600-10000 Charge:xxxx, --	EX3DV4 - SN7475, 2020-10-29	DAE4 Sn787, 2020-09-30

Scan Setup

	Area Scan	Zoom Scan
Grid Extents [mm]	200.0 x 280.0	30.0 x 30.0 x 30.0
Grid Steps [mm]	10.0 x 10.0	5.0 x 5.0 x 5.0
Sensor Surface [mm]	3.0	1.4
Surface Detection	VMS + 6p	VMS + 6p
Scan Method	Measured	Measured

Measurement Results

	Area Scan	Zoom Scan
psSAR1g [W/Kg]	0.435	0.429
psSAR10g [W/Kg]	0.223	0.210
Power Drift [dB]	-0.20	-0.15
M2/M1 [%]		9.9
Dist 3dB Peak [mm]		52.7

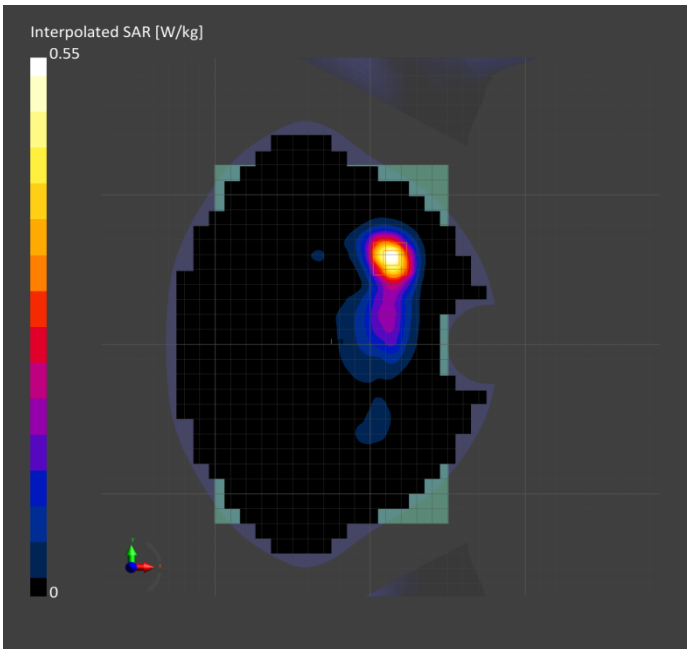

Meas.11 Measurement Report for RS80, BACK, Band 4, UTRA/FDD, UID 10457 AAA, Channel 1312 (1712.1MHz) Without Scaner Sensor Off 20mm

Device under Test Properties

Name, Manufacturer	Dimensions [mm]	IMEI	DUT Type
RS80,	240.0 x 151.0 x 16.0	/	Tablet

Exposure Conditions

Phantom Section, TSL	Position, Test Distance [mm]	Band	Group, UID	Frequency [MHz], Channel Number	Conversion Factor	TSL Conductivity [S/m]	TSL Permittivity
Flat, HSL	BACK, 20.00	Band 4, UTRA/FDD	WCDMA, 10457-AAA	1712.4, 1312	8.45	1.354	41.086

Hardware Setup

Phantom	TSL, Measured Date	Probe, Calibration Date	DAE, Calibration Date
Twin-SAM V8.0 (30deg probe tilt) - 1461	HBBL-600-10000 Charge:xxxx, --	EX3DV4 - SN7475, 2020-10-29	DAE4 Sn787, 2020-09-30

Scan Setup

	Area Scan	Zoom Scan
Grid Extents [mm]	200.0 x 280.0	30.0 x 30.0 x 30.0
Grid Steps [mm]	10.0 x 10.0	5.0 x 5.0 x 5.0
Sensor Surface [mm]	3.0	1.4
Surface Detection	VMS + 6p	VMS + 6p
Scan Method	Measured	Measured

Measurement Results

	Area Scan	Zoom Scan
psSAR1g [W/Kg]	0.137	0.140
psSAR10g [W/Kg]	0.084	0.085
Power Drift [dB]	0.16	0.02
M2/M1 [%]		21.9
Dist 3dB Peak [mm]		60.1

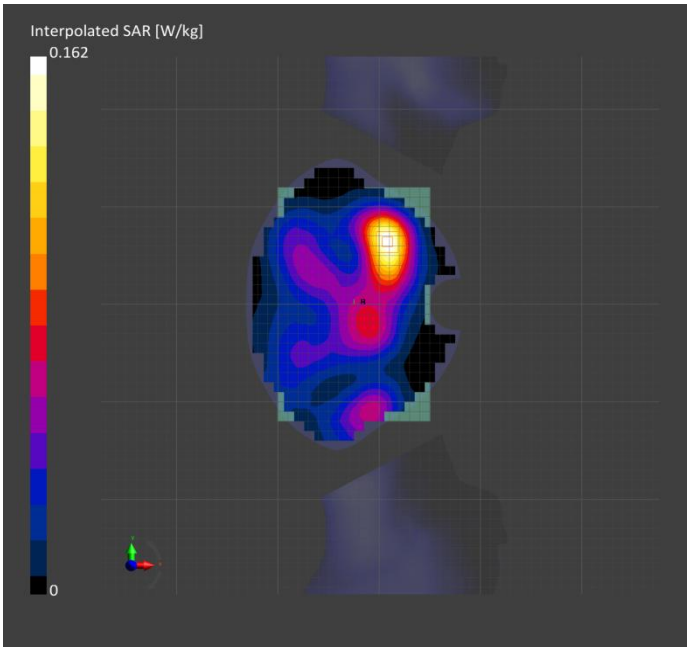

Meas.12 Measurement Report for RS80, EDGE BOTTOM, Band 5, UTRA/FDD, UID 10457 AAA, Channel 4233 (846.6MHz) With Scaner

Device under Test Properties

Name, Manufacturer	Dimensions [mm]	IMEI	DUT Type
RS80,	240.0 x 151.0 x 16.0	/	Tablet

Exposure Conditions

Phantom Section, TSL	Position, Test Distance [mm]	Band	Group, UID	Frequency [MHz], Channel Number	Conversion Factor	TSL Conductivity [S/m]	TSL Permittivity
Flat, HSL	EDGE BOTTOM, 0.00	Band 5, UTRA/FDD	WCDMA, 10457-AAA	846.6, 4233	9.79	0.916	43.208

Hardware Setup

Phantom	TSL, Measured Date	Probe, Calibration Date	DAE, Calibration Date
Twin-SAM V8.0 (30deg probe tilt) - 1461	HBBL-600-10000 Charge:xxxx, --	EX3DV4 - SN7475, 2020-10-29	DAE4 Sn787, 2020-09-30

Scan Setup

	Area Scan	Zoom Scan
Grid Extents [mm]	60.0 x 200.0	30.0 x 30.0 x 30.0
Grid Steps [mm]	10.0 x 10.0	5.0 x 5.0 x 5.0
Sensor Surface [mm]	3.0	1.4
Surface Detection	VMS + 6p	VMS + 6p
Scan Method	Measured	Measured

Measurement Results

	Area Scan	Zoom Scan
psSAR1g [W/Kg]	0.359	0.368
psSAR10g [W/Kg]	0.241	0.243
Power Drift [dB]	-0.05	-0.17
M2/M1 [%]		inf
Dist 3dB Peak [mm]		65.2

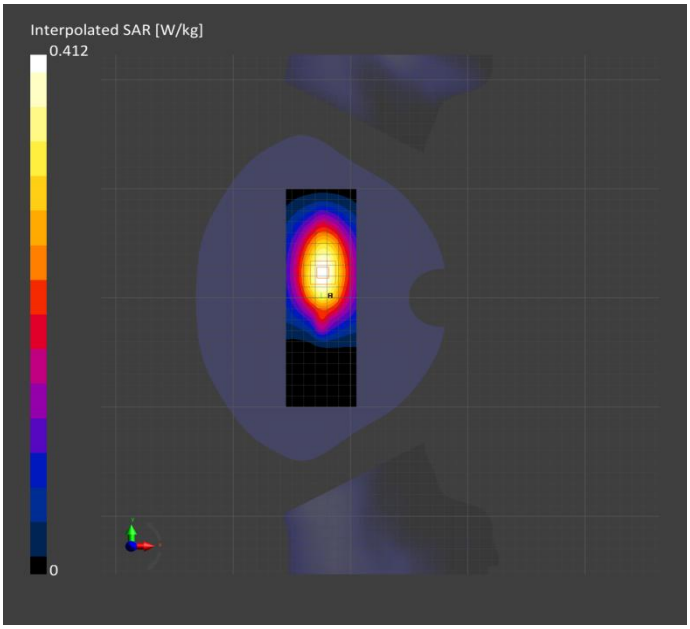

Meas.13 Measurement Report for RS80, BACK, Band 5, UTRA/FDD, UID 10457 AAA, Channel 4233 (846.6MHz) Without Scaner

Device under Test Properties

Name, Manufacturer	Dimensions [mm]	IMEI	DUT Type
RS80,	240.0 x 151.0 x 16.0	/	Tablet

Exposure Conditions

Phantom Section, TSL	Position, Test Distance [mm]	Band	Group, UID	Frequency [MHz], Channel Number	Conversion Factor	TSL Conductivity [S/m]	TSL Permittivity
Flat, HSL	BACK, 0.00	Band 5, UTRA/FDD	WCDMA, 10457-AAA	846.6, 4233	9.79	0.916	43.208

Hardware Setup

Phantom	TSL, Measured Date	Probe, Calibration Date	DAE, Calibration Date
Twin-SAM V8.0 (30deg probe tilt) - 1461	HBBL-600-10000 Charge:xxxx, --	EX3DV4 - SN7475, 2020-10-29	DAE4 Sn787, 2020-09-30

Scan Setup

	Area Scan	Zoom Scan
Grid Extents [mm]	200.0 x 280.0	30.0 x 30.0 x 30.0
Grid Steps [mm]	10.0 x 10.0	5.0 x 5.0 x 5.0
Sensor Surface [mm]	3.0	1.4
Surface Detection	VMS + 6p	VMS + 6p
Scan Method	Measured	Measured

Measurement Results

	Area Scan	Zoom Scan
psSAR1g [W/Kg]	0.753	0.760
psSAR10g [W/Kg]	0.504	0.496
Power Drift [dB]	-0.11	-0.12
M2/M1 [%]		17.7
Dist 3dB Peak [mm]		65.1

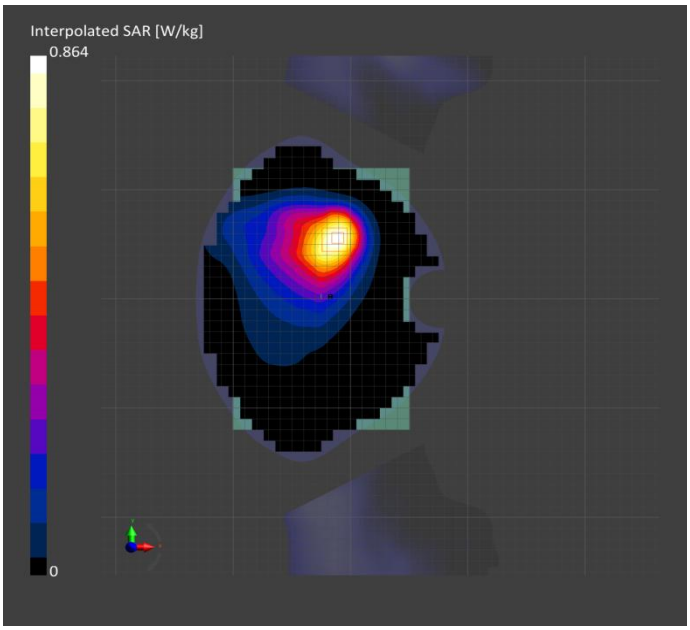

Meas.14 Measurement Report for RS80, EDGE BOTTOM, Band 2, E-UTRA/FDD, UID 10169 CAE, Channel 19100 (1900.0MHz) With Scaner Sensor Off

Device under Test Properties

Name, Manufacturer	Dimensions [mm]	IMEI	DUT Type
RS80,	240.0 x 151.0 x 16.0	/	Tablet

Exposure Conditions

Phantom Section, TSL	Position, Test Distance [mm]	Band	Group, UID	Frequency [MHz], Channel Number	Conversion Factor	TSL Conductivity [S/m]	TSL Permittivity
Flat, HSL	EDGE BOTTOM, 0.00	Band 2, E-UTRA/FDD	LTE-FDD, 10169-CAE	1900.0, 19100	8.07	1.431	40.975

Hardware Setup

Phantom	TSL, Measured Date	Probe, Calibration Date	DAE, Calibration Date
Twin-SAM V8.0 (30deg probe tilt) - 1461	HBBL-600-10000 Charge:xxxx, --	EX3DV4 - SN7475, 2020-10-29	DAE4 Sn787, 2020-09-30

Scan Setup

	Area Scan	Zoom Scan
Grid Extents [mm]	60.0 x 200.0	30.0 x 30.0 x 30.0
Grid Steps [mm]	10.0 x 10.0	5.0 x 5.0 x 5.0
Sensor Surface [mm]	3.0	1.4
Surface Detection	VMS + 6p	VMS + 6p
Scan Method	Measured	Measured

Measurement Results

	Area Scan	Zoom Scan
psSAR1g [W/Kg]	0.457	0.480
psSAR10g [W/Kg]	0.258	0.257
Power Drift [dB]	0.05	-0.02
M2/M1 [%]		10.8
Dist 3dB Peak [mm]		47.3

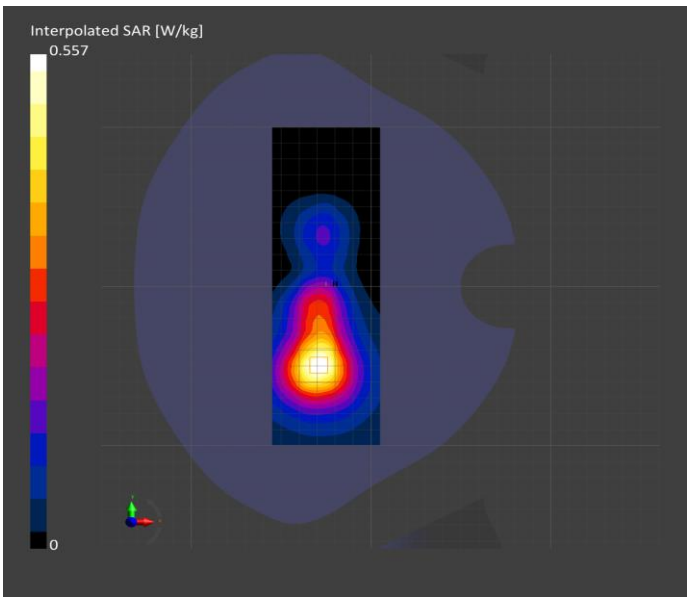

Meas.15 Measurement Report for RS80, BACK, Band 2, E-UTRA/FDD, UID 10169 CAE, Channel 19100 (1900.0MHz) Without Scaner Sensor On

Device under Test Properties

Name, Manufacturer	Dimensions [mm]	IMEI	DUT Type
RS80,	240.0 x 151.0 x 16.0	/	Tablet

Exposure Conditions

Phantom Section, TSL	Position, Test Distance [mm]	Band	Group, UID	Frequency [MHz], Channel Number	Conversion Factor	TSL Conductivity [S/m]	TSL Permittivity
Flat, HSL	BACK, 0.00	Band 2, E-UTRA/FDD	LTE-FDD, 10169-CAE	1900.0, 19100	8.07	1.431	40.975

Hardware Setup

Phantom	TSL, Measured Date	Probe, Calibration Date	DAE, Calibration Date
Twin-SAM V8.0 (30deg probe tilt) - 1461	HBBL-600-10000 Charge:xxxx, --	EX3DV4 - SN7475, 2020-10-29	DAE4 Sn787, 2020-09-30

Scan Setup

	Area Scan	Zoom Scan
Grid Extents [mm]	200.0 x 280.0	30.0 x 30.0 x 30.0
Grid Steps [mm]	10.0 x 10.0	5.0 x 5.0 x 5.0
Sensor Surface [mm]	3.0	1.4
Surface Detection	VMS + 6p	VMS + 6p
Scan Method	Measured	Measured

Measurement Results

	Area Scan	Zoom Scan
psSAR1g [W/Kg]	0.464	0.451
psSAR10g [W/Kg]	0.240	0.229
Power Drift [dB]	0.07	0.14
M2/M1 [%]		10.4
Dist 3dB Peak [mm]		45.4

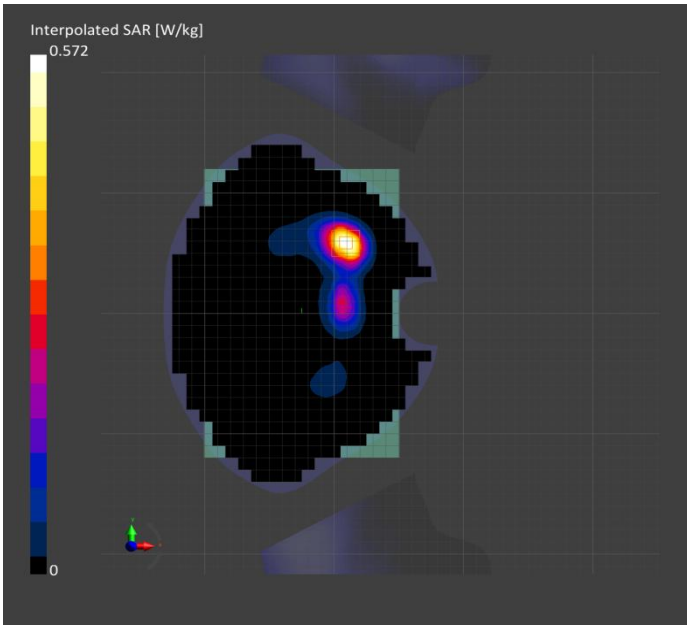

Meas.16 Measurement Report for RS80, BACK, Band 2, E-UTRA/FDD, UID 10169 CAE, Channel 19100 (1900.0MHz) Without Scaner Sensor Off 20mm

Device under Test Properties

Name, Manufacturer	Dimensions [mm]	IMEI	DUT Type
RS80,	240.0 x 151.0 x 16.0	/	Tablet

Exposure Conditions

Phantom Section, TSL	Position, Test Distance [mm]	Band	Group, UID	Frequency [MHz], Channel Number	Conversion Factor	TSL Conductivity [S/m]	TSL Permittivity
Flat, HSL	BACK, 20.00	Band 2, E-UTRA/FDD	LTE-FDD, 10169-CAE	1900.0, 19100	8.07	1.431	40.975

Hardware Setup

Phantom	TSL, Measured Date	Probe, Calibration Date	DAE, Calibration Date
Twin-SAM V8.0 (30deg probe tilt) - 1461	HBBL-600-10000 Charge:xxxx, --	EX3DV4 - SN7475, 2020-10-29	DAE4 Sn787, 2020-09-30

Scan Setup

	Area Scan	Zoom Scan
Grid Extents [mm]	200.0 x 280.0	30.0 x 30.0 x 30.0
Grid Steps [mm]	10.0 x 10.0	5.0 x 5.0 x 5.0
Sensor Surface [mm]	3.0	1.4
Surface Detection	VMS + 6p	VMS + 6p
Scan Method	Measured	Measured

Measurement Results

	Area Scan	Zoom Scan
psSAR1g [W/Kg]	0.210	0.213
psSAR10g [W/Kg]	0.124	0.125
Power Drift [dB]	-0.113	0.13
M2/M1 [%]		18.6
Dist 3dB Peak [mm]		58.7

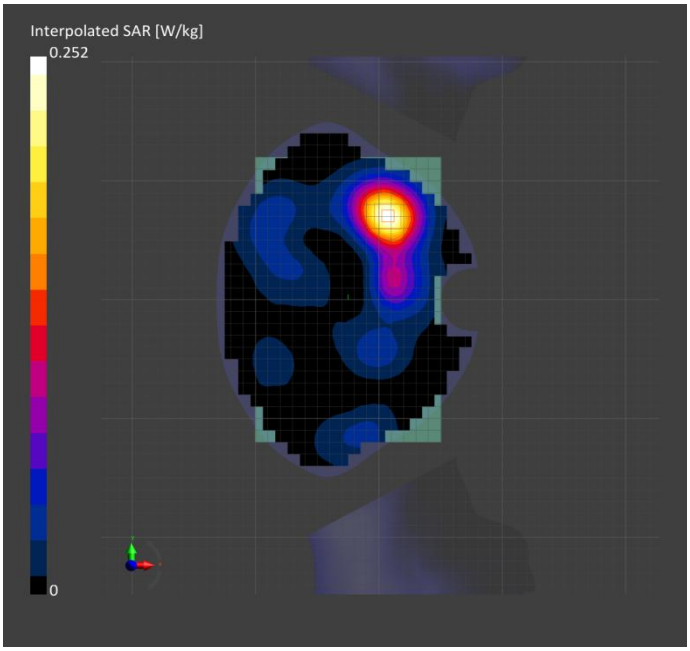

Meas.17 Measurement Report for RS80, EDGE BOTTOM, Band 4, E-UTRA/FDD, UID 10169 CAE, Channel 20300 (1745.0MHz) With Scaner Sensor Off

Device under Test Properties

Name, Manufacturer	Dimensions [mm]	IMEI	DUT Type
RS80,	240.0 x 151.0 x 16.0	/	Tablet

Exposure Conditions

Phantom Section, TSL	Position, Test Distance [mm]	Band	Group, UID	Frequency [MHz], Channel Number	Conversion Factor	TSL Conductivity [S/m]	TSL Permittivity
Flat, HSL	EDGE BOTTOM, 0.00	Band 4, E-UTRA/FDD	LTE-FDD, 10169-CAE	1745.0, 20300	8.45	1.358	41.067

Hardware Setup

Phantom	TSL, Measured Date	Probe, Calibration Date	DAE, Calibration Date
Twin-SAM V8.0 (30deg probe tilt) - 1461	HBBL-600-10000 Charge:xxxx, --	EX3DV4 - SN7475, 2020-10-29	DAE4 Sn787, 2020-09-30

Scan Setup

	Area Scan	Zoom Scan
Grid Extents [mm]	60.0 x 200.0	30.0 x 30.0 x 30.0
Grid Steps [mm]	10.0 x 10.0	5.0 x 5.0 x 5.0
Sensor Surface [mm]	3.0	1.4
Surface Detection	VMS + 6p	VMS + 6p
Scan Method	Measured	Measured

Measurement Results

	Area Scan	Zoom Scan
psSAR1g [W/Kg]	0.308	0.324
psSAR10g [W/Kg]	0.173	0.172
Power Drift [dB]	-0.07	0.04
M2/M1 [%]		11.0
Dist 3dB Peak [mm]		51.8

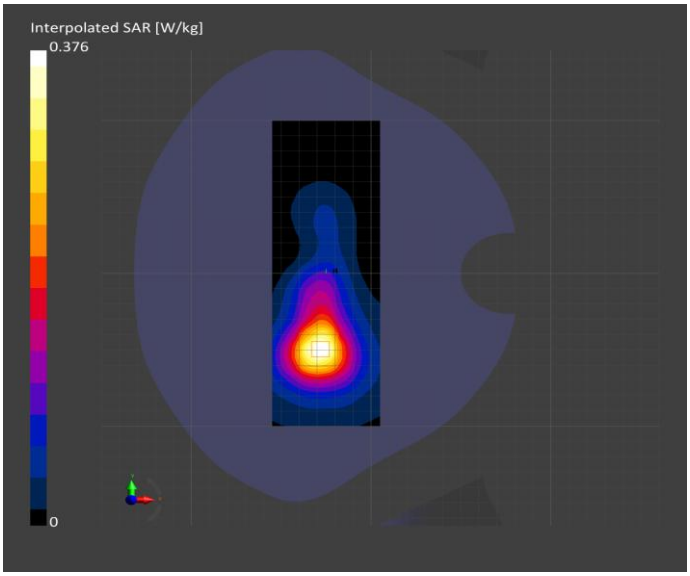

Meas.18 Measurement Report for RS80, BACK, Band 4, E-UTRA/FDD, UID 10169 CAE, Channel 20300 (1745.0MHz) Without Scaner Sensor On

Device under Test Properties

Name, Manufacturer	Dimensions [mm]	IMEI	DUT Type
RS80,	240.0 x 151.0 x 16.0	/	Tablet

Exposure Conditions

Phantom Section, TSL	Position, Test Distance [mm]	Band	Group, UID	Frequency [MHz], Channel Number	Conversion Factor	TSL Conductivity [S/m]	TSL Permittivity
Flat, HSL	BACK, 0.00	Band 4, E-UTRA/FDD	LTE-FDD, 10169-CAE	1745.0, 20300	8.45	1.358	41.067

Hardware Setup

Phantom	TSL, Measured Date	Probe, Calibration Date	DAE, Calibration Date
Twin-SAM V8.0 (30deg probe tilt) - 1461	HBBL-600-10000 Charge:xxxx, --	EX3DV4 - SN7475, 2020-10-29	DAE4 Sn787, 2020-09-30

Scan Setup

	Area Scan	Zoom Scan
Grid Extents [mm]	200.0 x 280.0	30.0 x 30.0 x 30.0
Grid Steps [mm]	10.0 x 10.0	5.0 x 5.0 x 5.0
Sensor Surface [mm]	3.0	1.4
Surface Detection	VMS + 6p	VMS + 6p
Scan Method	Measured	Measured

Measurement Results

	Area Scan	Zoom Scan
psSAR1g [W/Kg]	0.405	0.403
psSAR10g [W/Kg]	0.209	0.199
Power Drift [dB]	-0.15	-0.15
M2/M1 [%]		8.6
Dist 3dB Peak [mm]		51.5

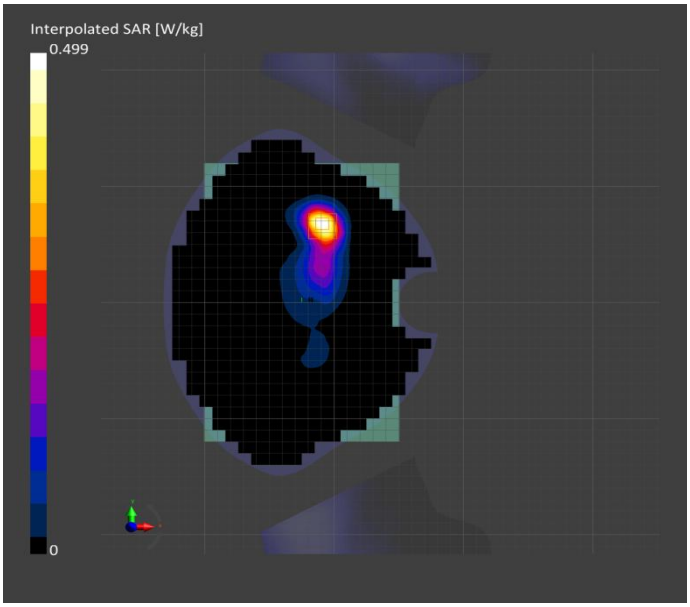

Meas.19 Measurement Report for RS80, BACK, Band 4, E-UTRA/FDD, UID 10169 CAE, Channel 20300 (1745.0MHz) Without Scaner Sensor Off 20mm

Device under Test Properties

Name, Manufacturer	Dimensions [mm]	IMEI	DUT Type
RS80,	240.0 x 151.0 x 16.0	/	Tablet

Exposure Conditions

Phantom Section, TSL	Position, Test Distance [mm]	Band	Group, UID	Frequency [MHz], Channel Number	Conversion Factor	TSL Conductivity [S/m]	TSL Permittivity
Flat, HSL	BACK, 20.00	Band 4, E-UTRA/FDD	LTE-FDD, 10169-CAE	1745.0, 20300	8.45	1.358	41.067

Hardware Setup

Phantom	TSL, Measured Date	Probe, Calibration Date	DAE, Calibration Date
Twin-SAM V8.0 (30deg probe tilt) - 1461	HBBL-600-10000 Charge:xxxx, --	EX3DV4 - SN7475, 2020-10-29	DAE4 Sn787, 2020-09-30

Scan Setup

	Area Scan	Zoom Scan
Grid Extents [mm]	200.0 x 280.0	30.0 x 30.0 x 30.0
Grid Steps [mm]	10.0 x 10.0	5.0 x 5.0 x 5.0
Sensor Surface [mm]	3.0	1.4
Surface Detection	VMS + 6p	VMS + 6p
Scan Method	Measured	Measured

Measurement Results

	Area Scan	Zoom Scan
psSAR1g [W/Kg]	0.114	0.116
psSAR10g [W/Kg]	0.070	0.071
Power Drift [dB]	0.03	0.10
M2/M1 [%]		21.9
Dist 3dB Peak [mm]		60.0

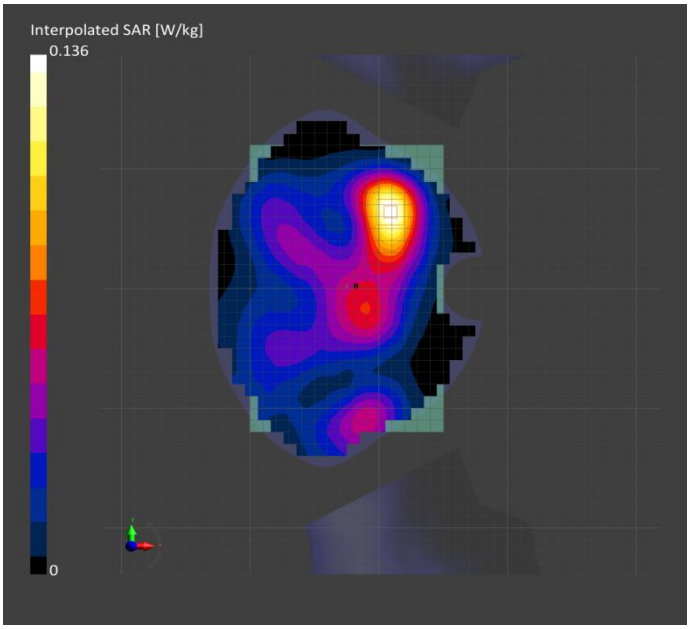

Meas.20 Measurement Report for RS80, EDGE BOTTOM, Band 5, E-UTRA/FDD, UID 10175 CAG, Channel 20450 (829.0MHz) With Scaner

Device under Test Properties

Name, Manufacturer	Dimensions [mm]	IMEI	DUT Type
RS80,	240.0 x 151.0 x 16.0	/	Tablet

Exposure Conditions

Phantom Section, TSL	Position, Test Distance [mm]	Band	Group, UID	Frequency [MHz], Channel Number	Conversion Factor	TSL Conductivity [S/m]	TSL Permittivity
Flat, HSL	EDGE BOTTOM, 0.00	Band 5, E-UTRA/FDD	LTE-FDD, 10175-CAG	829.0, 20450	9.79	0.915	43.159

Hardware Setup

Phantom	TSL, Measured Date	Probe, Calibration Date	DAE, Calibration Date
Twin-SAM V8.0 (30deg probe tilt) - 1461	HBBL-600-10000 Charge:xxxx, --	EX3DV4 - SN7475, 2020-10-29	DAE4 Sn787, 2020-09-30

Scan Setup

	Area Scan	Zoom Scan
Grid Extents [mm]	60.0 x 200.0	30.0 x 30.0 x 30.0
Grid Steps [mm]	10.0 x 10.0	5.0 x 5.0 x 5.0
Sensor Surface [mm]	3.0	1.4
Surface Detection	VMS + 6p	VMS + 6p
Scan Method	Measured	Measured

Measurement Results

	Area Scan	Zoom Scan
psSAR1g [W/Kg]	0.306	0.314
psSAR10g [W/Kg]	0.205	0.208
Power Drift [dB]	-0.02	-0.01
M2/M1 [%]		inf
Dist 3dB Peak [mm]		64.7

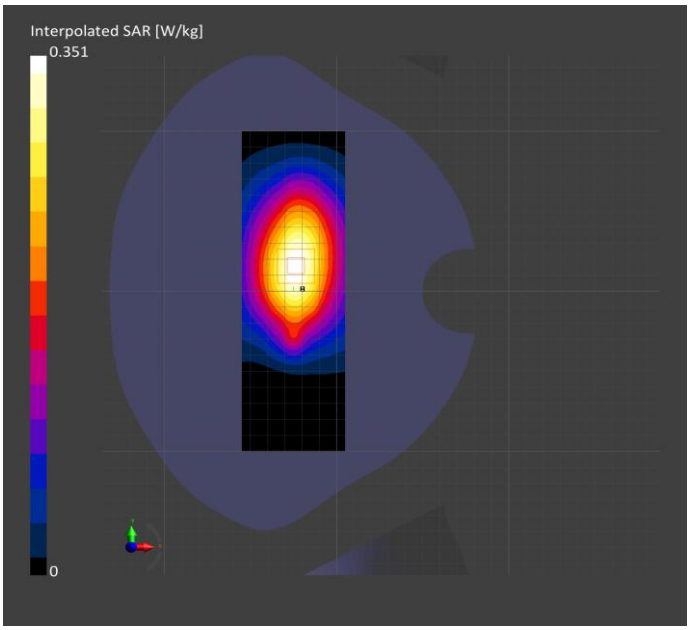

Meas.21 Measurement Report for RS80, BACK, Band 5, E-UTRA/FDD, UID 10175 CAG, Channel 20450 (829.0MHz) Without Scaner

Device under Test Properties

Name, Manufacturer	Dimensions [mm]	IMEI	DUT Type
RS80,	240.0 x 151.0 x 16.0	/	Tablet

Exposure Conditions

Phantom Section, TSL	Position, Test Distance [mm]	Band	Group, UID	Frequency [MHz], Channel Number	Conversion Factor	TSL Conductivity [S/m]	TSL Permittivity
Flat, HSL	BACK, 0.00	Band 5, E-UTRA/FDD	LTE-FDD, 10175-CAG	829.0, 20450	9.79	0.915	43.159

Hardware Setup

Phantom	TSL, Measured Date	Probe, Calibration Date	DAE, Calibration Date
Twin-SAM V8.0 (30deg probe tilt) - 1461	HBBL-600-10000 Charge:xxxx, --	EX3DV4 - SN7475, 2020-10-29	DAE4 Sn787, 2020-09-30

Scan Setup

	Area Scan	Zoom Scan
Grid Extents [mm]	200.0 x 280.0	30.0 x 30.0 x 30.0
Grid Steps [mm]	10.0 x 10.0	5.0 x 5.0 x 5.0
Sensor Surface [mm]	3.0	1.4
Surface Detection	VMS + 6p	VMS + 6p
Scan Method	Measured	Measured

Measurement Results

	Area Scan	Zoom Scan
psSAR1g [W/Kg]	0.651	0.657
psSAR10g [W/Kg]	0.440	0.430
Power Drift [dB]	-0.14	-0.05
M2/M1 [%]		22.8
Dist 3dB Peak [mm]		63.2

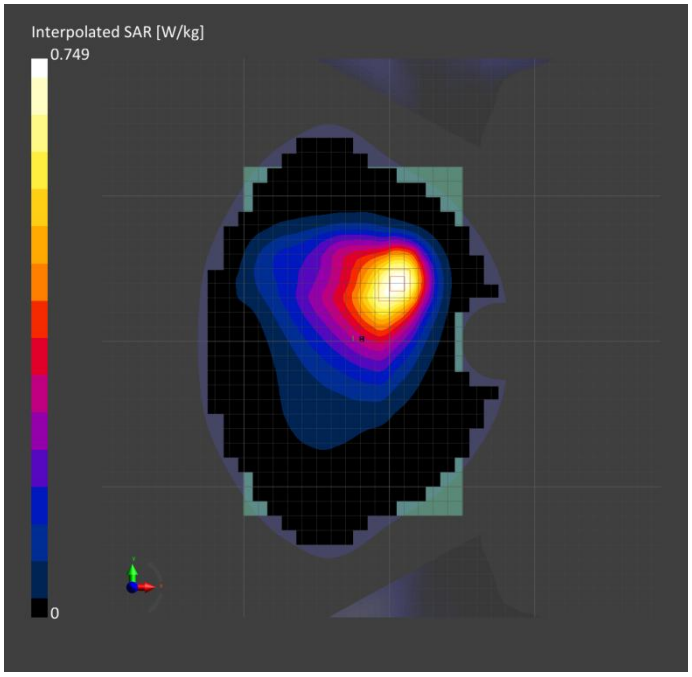

Meas.22 Measurement Report for RS80, EDGE BOTTOM, Band 7, E-UTRA/FDD, UID 10169 CAE, Channel 20850 (2510.0MHz) With Scaner Sensor Off

Device under Test Properties

Name, Manufacturer	Dimensions [mm]	IMEI	DUT Type
RS80,	240.0 x 151.0 x 16.0	/	Tablet

Exposure Conditions

Phantom Section, TSL	Position, Test Distance [mm]	Band	Group, UID	Frequency [MHz], Channel Number	Conversion Factor	TSL Conductivity [S/m]	TSL Permittivity
Flat, HSL	EDGE BOTTOM, 0.00	Band 7, E-UTRA/FDD	LTE-FDD, 10169-CAE	2510.0, 20850	7.45	1.852	40.616

Hardware Setup

Phantom	TSL, Measured Date	Probe, Calibration Date	DAE, Calibration Date
Twin-SAM V8.0 (30deg probe tilt) - 1461	HBBL-600-10000 Charge:xxxx, --	EX3DV4 - SN7475, 2020-10-29	DAE4 Sn787, 2020-09-30

Scan Setup

	Area Scan	Zoom Scan
Grid Extents [mm]	60.0 x 200.0	30.0 x 30.0 x 30.0
Grid Steps [mm]	10.0 x 10.0	5.0 x 5.0 x 5.0
Sensor Surface [mm]	3.0	1.4
Surface Detection	VMS + 6p	VMS + 6p
Scan Method	Measured	Measured

Measurement Results

	Area Scan	Zoom Scan
psSAR1g [W/Kg]	0.886	0.928
psSAR10g [W/Kg]	0.434	0.433
Power Drift [dB]	-0.18	-0.12
M2/M1 [%]		10.0
Dist 3dB Peak [mm]		48.5

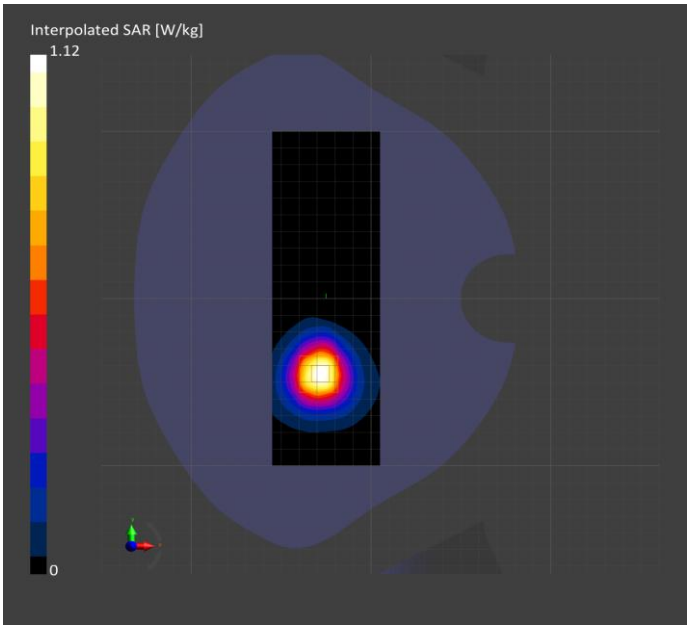

Meas.23 Measurement Report for RS80, BACK, Band 7, E-UTRA/FDD, UID 10169 CAE, Channel 20850 (2510.0MHz) Without Scaner Sensor On

Device under Test Properties

Name, Manufacturer	Dimensions [mm]	IMEI	DUT Type
RS80,	240.0 x 151.0 x 16.0	/	Tablet

Exposure Conditions

Phantom Section, TSL	Position, Test Distance [mm]	Band	Group, UID	Frequency [MHz], Channel Number	Conversion Factor	TSL Conductivity [S/m]	TSL Permittivity
Flat, HSL	BACK, 0.00	Band 7, E-UTRA/FDD	LTE-FDD, 10169-CAE	2510.0, 20850	7.45	1.852	40.616

Hardware Setup

Phantom	TSL, Measured Date	Probe, Calibration Date	DAE, Calibration Date
Twin-SAM V8.0 (30deg probe tilt) - 1461	HBBL-600-10000 Charge:xxxx, --	EX3DV4 - SN7475, 2020-10-29	DAE4 Sn787, 2020-09-30

Scan Setup

	Area Scan	Zoom Scan
Grid Extents [mm]	200.0 x 280.0	30.0 x 30.0 x 30.0
Grid Steps [mm]	10.0 x 10.0	5.0 x 5.0 x 5.0
Sensor Surface [mm]	3.0	1.4
Surface Detection	VMS + 6p	VMS + 6p
Scan Method	Measured	Measured

Measurement Results

	Area Scan	Zoom Scan
psSAR1g [W/Kg]	0.687	0.701
psSAR10g [W/Kg]	0.305	0.295
Power Drift [dB]	0.08	0.12
M2/M1 [%]		8.5
Dist 3dB Peak [mm]		43.5

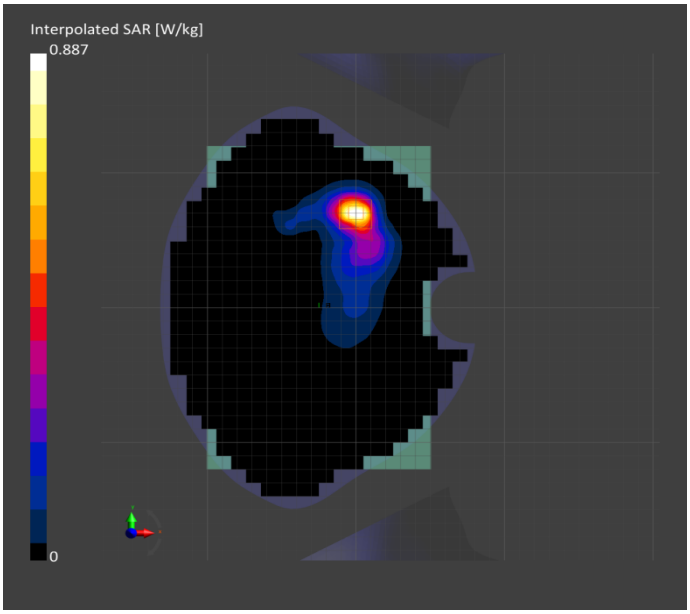

Meas.24 Measurement Report for RS80, BACK, Band 7, E-UTRA/FDD, UID 10169 CAE, Channel 20850 (2510.0MHz) Without Scaner Sensor Off 20mm

Device under Test Properties

Name, Manufacturer	Dimensions [mm]	IMEI	DUT Type
RS80,	240.0 x 151.0 x 16.0	/	Tablet

Exposure Conditions

Phantom Section, TSL	Position, Test Distance [mm]	Band	Group, UID	Frequency [MHz], Channel Number	Conversion Factor	TSL Conductivity [S/m]	TSL Permittivity
Flat, HSL	BACK, 20.00	Band 7, E-UTRA/FDD	LTE-FDD, 10169-CAE	2510.0, 20850	7.45	1.852	40.616

Hardware Setup

Phantom	TSL, Measured Date	Probe, Calibration Date	DAE, Calibration Date
Twin-SAM V8.0 (30deg probe tilt) - 1461	HBBL-600-10000 Charge:xxxx, --	EX3DV4 - SN7475, 2020-10-29	DAE4 Sn787, 2020-09-30

Scan Setup

	Area Scan	Zoom Scan
Grid Extents [mm]	200.0 x 280.0	30.0 x 30.0 x 30.0
Grid Steps [mm]	10.0 x 10.0	5.0 x 5.0 x 5.0
Sensor Surface [mm]	3.0	1.4
Surface Detection	VMS + 6p	VMS + 6p
Scan Method	Measured	Measured

Measurement Results

	Area Scan	Zoom Scan
psSAR1g [W/Kg]	0.131	0.127
psSAR10g [W/Kg]	0.073	0.070
Power Drift [dB]	0.14	0.08
M2/M1 [%]		19.2
Dist 3dB Peak [mm]		51.9

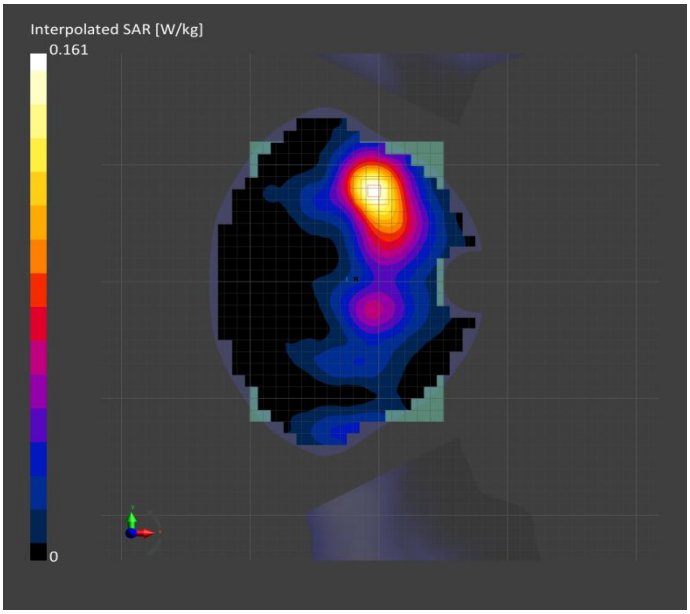

Meas.25 Measurement Report for RS80, EDGE BOTTOM, Band 12, E-UTRA/FDD, UID 10175 CAG, Channel 23095 (707.5MHz) With Scaner

Device under Test Properties

Name, Manufacturer	Dimensions [mm]	IMEI	DUT Type
RS80,	240.0 x 151.0 x 16.0	/	Tablet

Exposure Conditions

Phantom Section, TSL	Position, Test Distance [mm]	Band	Group, UID	Frequency [MHz], Channel Number	Conversion Factor	TSL Conductivity [S/m]	TSL Permittivity
Flat, HSL	EDGE BOTTOM, 0.00	Band 12, E-UTRA/FDD	LTE-FDD, 10175-CAG	707.5, 23095	10.16	0.868	43.254

Hardware Setup

Phantom	TSL, Measured Date	Probe, Calibration Date	DAE, Calibration Date
Twin-SAM V8.0 (30deg probe tilt) - 1461	HBBL-600-10000 Charge:xxxx, --	EX3DV4 - SN7475, 2020-10-29	DAE4 Sn787, 2020-09-30

Scan Setup

	Area Scan	Zoom Scan
Grid Extents [mm]	60.0 x 200.0	30.0 x 30.0 x 30.0
Grid Steps [mm]	10.0 x 10.0	5.0 x 5.0 x 5.0
Sensor Surface [mm]	3.0	1.4
Surface Detection	VMS + 6p	VMS + 6p
Scan Method	Measured	Measured

Measurement Results

	Area Scan	Zoom Scan
psSAR1g [W/Kg]	0.074	0.074
psSAR10g [W/Kg]	0.050	0.049
Power Drift [dB]	-0.04	-0.02
M2/M1 [%]		-inf
Dist 3dB Peak [mm]		-42

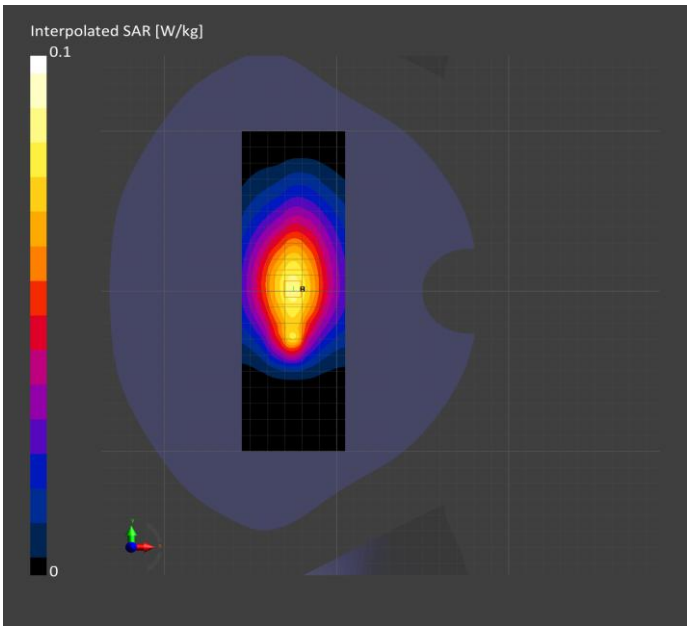

Meas.26 Measurement Report for RS80, BACK, Band 12, E-UTRA/FDD, UID 10175 CAG, Channel 23095 (707.5MHz) Without Scaner

Device under Test Properties

Name, Manufacturer	Dimensions [mm]	IMEI	DUT Type
RS80,	240.0 x 151.0 x 16.0	/	Tablet

Exposure Conditions

Phantom Section, TSL	Position, Test Distance [mm]	Band	Group, UID	Frequency [MHz], Channel Number	Conversion Factor	TSL Conductivity [S/m]	TSL Permittivity
Flat, HSL	BACK, 0.00	Band 12, E-UTRA/FDD	LTE-FDD, 10175-CAG	707.5, 23095	10.16	0.868	43.254

Hardware Setup

Phantom	TSL, Measured Date	Probe, Calibration Date	DAE, Calibration Date
Twin-SAM V8.0 (30deg probe tilt) - 1461	HBBL-600-10000 Charge:xxxx, --	EX3DV4 - SN7475, 2020-10-29	DAE4 Sn787, 2020-09-30

Scan Setup

	Area Scan	Zoom Scan
Grid Extents [mm]	200.0 x 280.0	30.0 x 30.0 x 30.0
Grid Steps [mm]	10.0 x 10.0	5.0 x 5.0 x 5.0
Sensor Surface [mm]	3.0	1.4
Surface Detection	VMS + 6p	VMS + 6p
Scan Method	Measured	Measured

Measurement Results

	Area Scan	Zoom Scan
psSAR1g [W/Kg]	0.273	0.274
psSAR10g [W/Kg]	0.188	0.184
Power Drift [dB]	-0.12	-0.05
M2/M1 [%]		24.8
Dist 3dB Peak [mm]		64.1

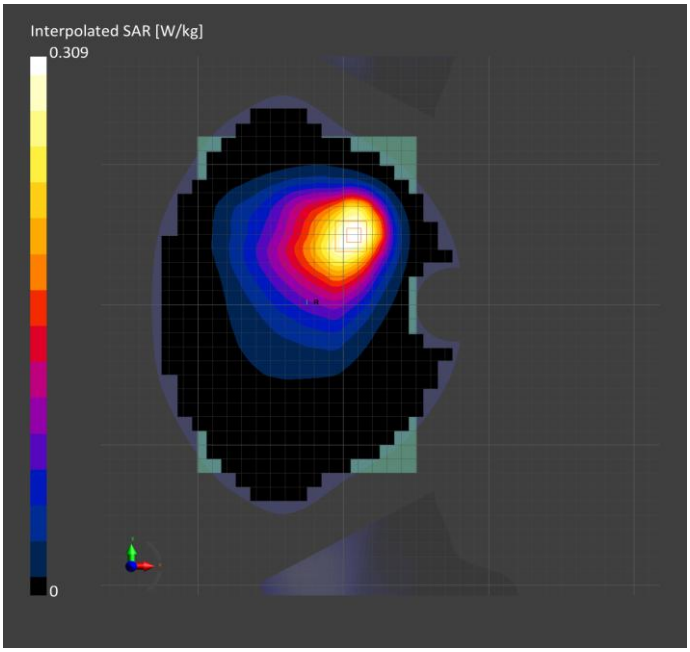

Meas.27 Measurement Report for RS80, EDGE BOTTOM, Band 13, E-UTRA/FDD, UID 10175 CAG, Channel 23230 (782.0MHz) With Scaner

Device under Test Properties

Name, Manufacturer	Dimensions [mm]	IMEI	DUT Type
RS80,	240.0 x 151.0 x 16.0	/	Tablet

Exposure Conditions

Phantom Section, TSL	Position, Test Distance [mm]	Band	Group, UID	Frequency [MHz], Channel Number	Conversion Factor	TSL Conductivity [S/m]	TSL Permittivity
Flat, HSL	EDGE BOTTOM, 0.00	Band 13, E-UTRA/FDD	LTE-FDD, 10175-CAG	782.0, 23230	10.16	0.872	43.541

Hardware Setup

Phantom	TSL, Measured Date	Probe, Calibration Date	DAE, Calibration Date
Twin-SAM V8.0 (30deg probe tilt) - 1461	HBBL-600-10000 Charge:xxxx, --	EX3DV4 - SN7475, 2020-10-29	DAE4 Sn787, 2020-09-30

Scan Setup

	Area Scan	Zoom Scan
Grid Extents [mm]	60.0 x 200.0	30.0 x 30.0 x 30.0
Grid Steps [mm]	10.0 x 10.0	5.0 x 5.0 x 5.0
Sensor Surface [mm]	3.0	1.4
Surface Detection	VMS + 6p	VMS + 6p
Scan Method	Measured	Measured

Measurement Results

	Area Scan	Zoom Scan
psSAR1g [W/Kg]	0.255	0.255
psSAR10g [W/Kg]	0.172	0.170
Power Drift [dB]	-0.02	-0.06
M2/M1 [%]		inf
Dist 3dB Peak [mm]		65.8

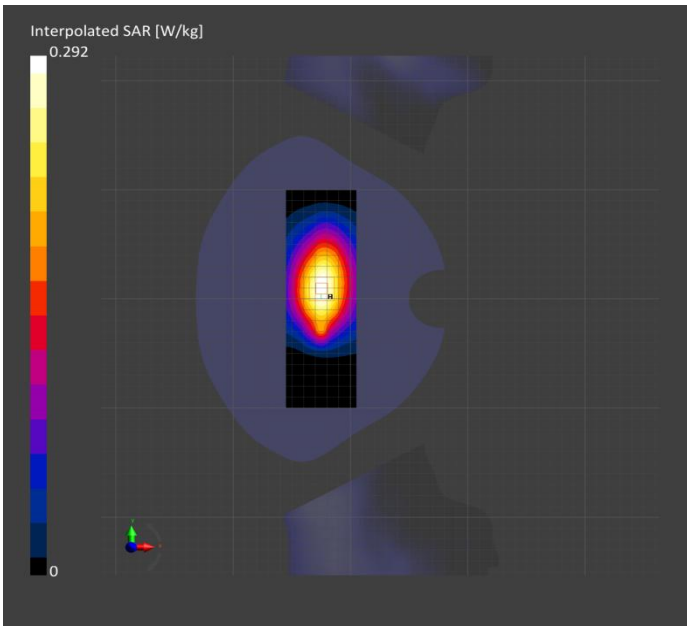

Meas.28 Measurement Report for RS80, BACK, Band 13, E-UTRA/FDD, UID 10175 CAG, Channel 23230 (782.0MHz) Without Scaner

Device under Test Properties

Name, Manufacturer	Dimensions [mm]	IMEI	DUT Type
RS80,	240.0 x 151.0 x 16.0	/	Tablet

Exposure Conditions

Phantom Section, TSL	Position, Test Distance [mm]	Band	Group, UID	Frequency [MHz], Channel Number	Conversion Factor	TSL Conductivity [S/m]	TSL Permittivity
Flat, HSL	BACK, 0.00	Band 13, E-UTRA/FDD	LTE-FDD, 10175-CAG	782.0, 23230	10.16	0.872	43.541

Hardware Setup

Phantom	TSL, Measured Date	Probe, Calibration Date	DAE, Calibration Date
Twin-SAM V8.0 (30deg probe tilt) - 1461	HBBL-600-10000 Charge:xxxx, --	EX3DV4 - SN7475, 2020-10-29	DAE4 Sn787, 2020-09-30

Scan Setup

	Area Scan	Zoom Scan
Grid Extents [mm]	200.0 x 280.0	30.0 x 30.0 x 30.0
Grid Steps [mm]	10.0 x 10.0	5.0 x 5.0 x 5.0
Sensor Surface [mm]	3.0	1.4
Surface Detection	VMS + 6p	VMS + 6p
Scan Method	Measured	Measured

Measurement Results

	Area Scan	Zoom Scan
psSAR1g [W/Kg]	0.530	0.533
psSAR10g [W/Kg]	0.360	0.353
Power Drift [dB]	-0.07	-0.06
M2/M1 [%]		23.4
Dist 3dB Peak [mm]		66.0

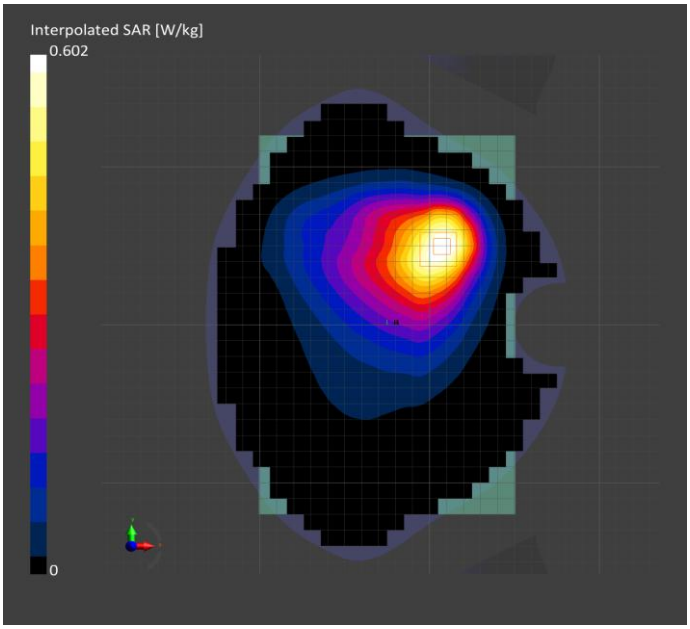

Meas.29 Measurement Report for RS80, EDGE BOTTOM, Band 14, E-UTRA/FDD, UID 10175 CAG, Channel 23330 (793.0MHz) With Scaner

Device under Test Properties

Name, Manufacturer	Dimensions [mm]	IMEI	DUT Type
RS80,	240.0 x 151.0 x 16.0	/	Tablet

Exposure Conditions

Phantom Section, TSL	Position, Test Distance [mm]	Band	Group, UID	Frequency [MHz], Channel Number	Conversion Factor	TSL Conductivity [S/m]	TSL Permittivity
Flat, HSL	EDGE BOTTOM, 0.00	Band 14, E-UTRA/FDD	LTE-FDD, 10175-CAG	793.0, 23330	10.16	0.875	43.546

Hardware Setup

Phantom	TSL, Measured Date	Probe, Calibration Date	DAE, Calibration Date
Twin-SAM V8.0 (30deg probe tilt) - 1461	HBBL-600-10000 Charge:xxxx, --	EX3DV4 - SN7475, 2020-10-29	DAE4 Sn787, 2020-09-30

Scan Setup

	Area Scan	Zoom Scan
Grid Extents [mm]	60.0 x 200.0	30.0 x 30.0 x 30.0
Grid Steps [mm]	10.0 x 10.0	5.0 x 5.0 x 5.0
Sensor Surface [mm]	3.0	1.4
Surface Detection	VMS + 6p	VMS + 6p
Scan Method	Measured	Measured

Measurement Results

	Area Scan	Zoom Scan
psSAR1g [W/Kg]	0.277	0.280
psSAR10g [W/Kg]	0.187	0.187
Power Drift [dB]	-0.04	0.03
M2/M1 [%]		inf
Dist 3dB Peak [mm]		65.6

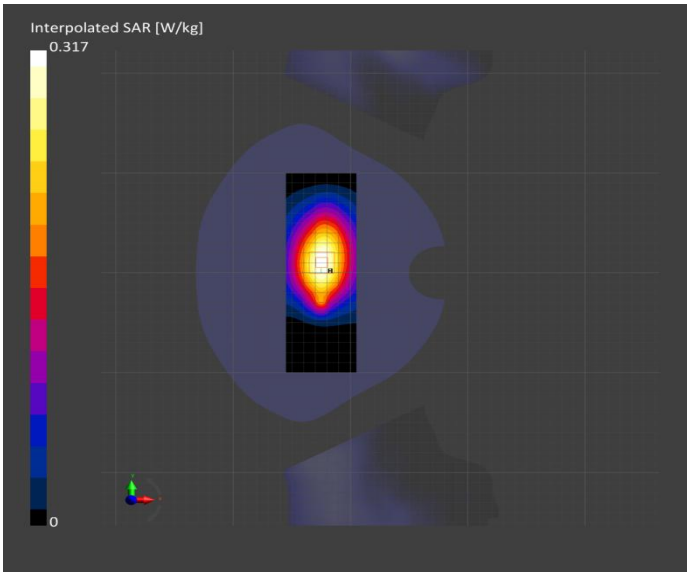

Meas.30 Measurement Report for RS80, BACK, Band 14, E-UTRA/FDD, UID 10175 CAG, Channel 23330 (793.0MHz) Without Scaner

Device under Test Properties

Name, Manufacturer	Dimensions [mm]	IMEI	DUT Type
RS80,	240.0 x 151.0 x 16.0	/	Tablet

Exposure Conditions

Phantom Section, TSL	Position, Test Distance [mm]	Band	Group, UID	Frequency [MHz], Channel Number	Conversion Factor	TSL Conductivity [S/m]	TSL Permittivity
Flat, HSL	BACK, 0.00	Band 14, E-UTRA/FDD	LTE-FDD, 10175-CAG	793.0, 23330	10.16	0.875	43.546

Hardware Setup

Phantom	TSL, Measured Date	Probe, Calibration Date	DAE, Calibration Date
Twin-SAM V8.0 (30deg probe tilt) - 1461	HBBL-600-10000 Charge:xxxx, --	EX3DV4 - SN7475, 2020-10-29	DAE4 Sn787, 2020-09-30

Scan Setup

	Area Scan	Zoom Scan
Grid Extents [mm]	200.0 x 280.0	30.0 x 30.0 x 30.0
Grid Steps [mm]	10.0 x 10.0	5.0 x 5.0 x 5.0
Sensor Surface [mm]	3.0	1.4
Surface Detection	VMS + 6p	VMS + 6p
Scan Method	Measured	Measured

Measurement Results

	Area Scan	Zoom Scan
psSAR1g [W/Kg]	0.493	0.596
psSAR10g [W/Kg]	0.337	0.393
Power Drift [dB]	-0.15	-0.13
M2/M1 [%]		inf
Dist 3dB Peak [mm]		63.6

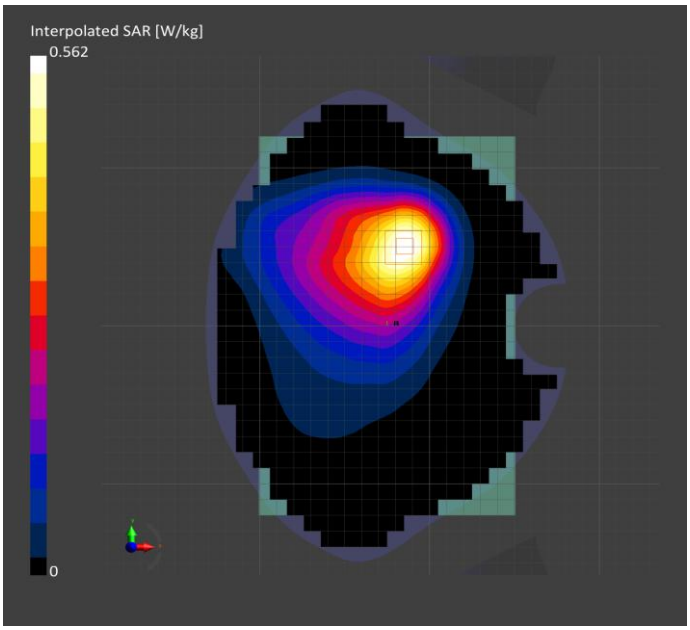

Meas.31 Measurement Report for RS80, EDGE BOTTOM, Band 25, E-UTRA/FDD, UID 10169 CAE, Channel 26590 (1905.0MHz) With Scaner Sensor Off

Device under Test Properties

Name, Manufacturer	Dimensions [mm]	IMEI	DUT Type
RS80,	240.0 x 151.0 x 16.0	/	Tablet

Exposure Conditions

Phantom Section, TSL	Position, Test Distance [mm]	Band	Group, UID	Frequency [MHz], Channel Number	Conversion Factor	TSL Conductivity [S/m]	TSL Permittivity
Flat, HSL	EDGE BOTTOM, 0.00	Band 25, E-UTRA/FDD	LTE-FDD, 10169-CAE	1905.0, 26590	8.07	1.431	40.977

Hardware Setup

Phantom	TSL, Measured Date	Probe, Calibration Date	DAE, Calibration Date
Twin-SAM V8.0 (30deg probe tilt) - 1461	HBBL-600-10000 Charge:xxxx, --	EX3DV4 - SN7475, 2020-10-29	DAE4 Sn787, 2020-09-30

Scan Setup

	Area Scan	Zoom Scan
Grid Extents [mm]	60.0 x 200.0	30.0 x 30.0 x 30.0
Grid Steps [mm]	10.0 x 10.0	5.0 x 5.0 x 5.0
Sensor Surface [mm]	3.0	1.4
Surface Detection	VMS + 6p	VMS + 6p
Scan Method	Measured	Measured

Measurement Results

	Area Scan	Zoom Scan
psSAR1g [W/Kg]	0.470	0.505
psSAR10g [W/Kg]	0.264	0.269
Power Drift [dB]	0.06	0.06
M2/M1 [%]		10.3
Dist 3dB Peak [mm]		48.1

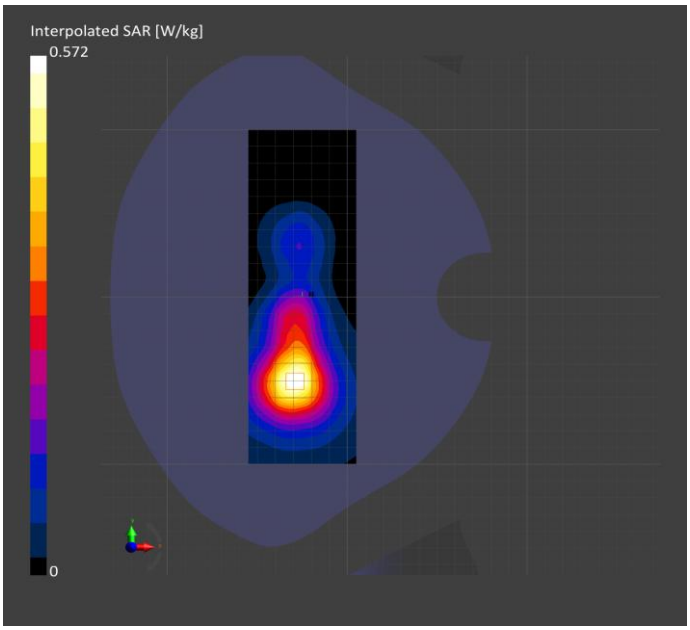

Meas.32 Measurement Report for RS80, BACK, Band 25, E-UTRA/FDD, UID 10169 CAE, Channel 26590 (1905.0MHz) Without Scaner Sensor On

Device under Test Properties

Name, Manufacturer	Dimensions [mm]	IMEI	DUT Type
RS80,	240.0 x 151.0 x 16.0	/	Tablet

Exposure Conditions

Phantom Section, TSL	Position, Test Distance [mm]	Band	Group, UID	Frequency [MHz], Channel Number	Conversion Factor	TSL Conductivity [S/m]	TSL Permittivity
Flat, HSL	BACK, 0.00	Band 25, E-UTRA/FDD	LTE-FDD, 10169-CAE	1905.0, 26590	8.07	1.432	40.977

Hardware Setup

Phantom	TSL, Measured Date	Probe, Calibration Date	DAE, Calibration Date
Twin-SAM V8.0 (30deg probe tilt) - 1461	HBBL-600-10000 Charge:xxxx, --	EX3DV4 - SN7475, 2020-10-29	DAE4 Sn787, 2020-09-30

Scan Setup

	Area Scan	Zoom Scan
Grid Extents [mm]	200.0 x 280.0	30.0 x 30.0 x 30.0
Grid Steps [mm]	10.0 x 10.0	5.0 x 5.0 x 5.0
Sensor Surface [mm]	3.0	1.4
Surface Detection	VMS + 6p	VMS + 6p
Scan Method	Measured	Measured

Measurement Results

	Area Scan	Zoom Scan
psSAR1g [W/Kg]	0.592	0.591
psSAR10g [W/Kg]	0.308	0.296
Power Drift [dB]	0.06	0.08
M2/M1 [%]		10.0
Dist 3dB Peak [mm]		51.0

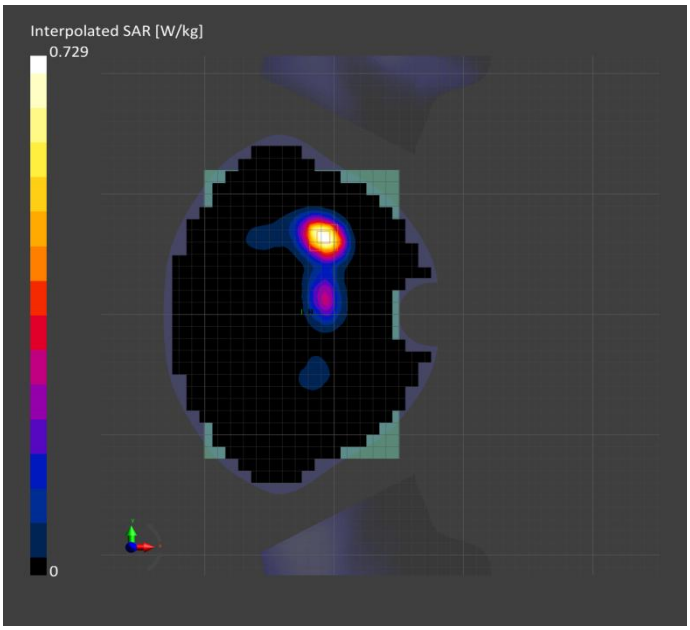

Meas.33 Measurement Report for RS80, BACK, Band 25, E-UTRA/FDD, UID 10169 CAE, Channel 26590 (1905.0MHz) Without Scaner Sensor Off 20mm

Device under Test Properties

Name, Manufacturer	Dimensions [mm]	IMEI	DUT Type
RS80,	240.0 x 151.0 x 16.0	/	Tablet

Exposure Conditions

Phantom Section, TSL	Position, Test Distance [mm]	Band	Group, UID	Frequency [MHz], Channel Number	Conversion Factor	TSL Conductivity [S/m]	TSL Permittivity
Flat, HSL	BACK, 20.00	Band 25, E-UTRA/FDD	LTE-FDD, 10169-CAE	1905.0, 26590	8.07	1.431	40.977

Hardware Setup

Phantom	TSL, Measured Date	Probe, Calibration Date	DAE, Calibration Date
Twin-SAM V8.0 (30deg probe tilt) - 1461	HBBL-600-10000 Charge:xxxx, --	EX3DV4 - SN7475, 2020-10-29	DAE4 Sn787, 2020-09-30

Scan Setup

	Area Scan	Zoom Scan
Grid Extents [mm]	200.0 x 280.0	30.0 x 30.0 x 30.0
Grid Steps [mm]	10.0 x 10.0	5.0 x 5.0 x 5.0
Sensor Surface [mm]	3.0	1.4
Surface Detection	VMS + 6p	VMS + 6p
Scan Method	Measured	Measured

Measurement Results

	Area Scan	Zoom Scan
psSAR1g [W/Kg]	0.214	0.217
psSAR10g [W/Kg]	0.126	0.128
Power Drift [dB]	-0.16	-0.02
M2/M1 [%]		17.8
Dist 3dB Peak [mm]		59.3

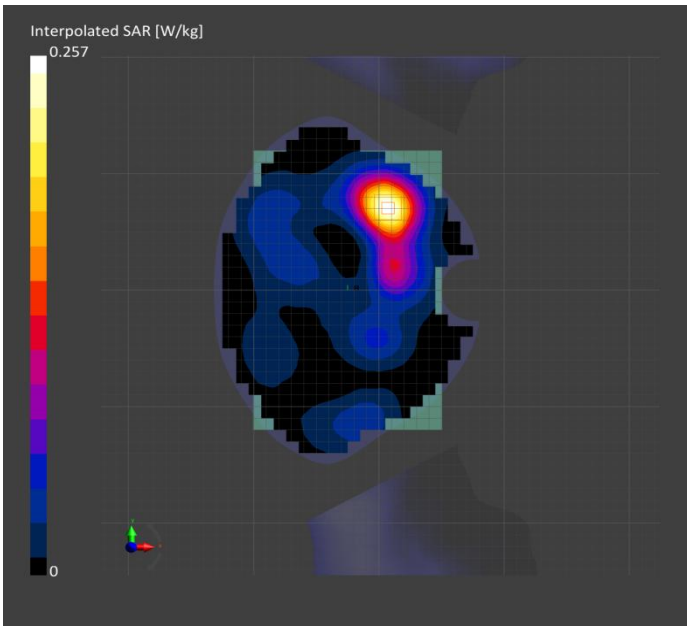

Meas.34 Measurement Report for RS80, EDGE BOTTOM, Band 26 E-UTRA/FDD, UID 10181 CAE, Channel 26865 (831.5MHz) With Scaner

Device under Test Properties

Name, Manufacturer	Dimensions [mm]	IMEI	DUT Type
RS80,	240.0 x 151.0 x 16.0	/	Tablet

Exposure Conditions

Phantom Section, TSL	Position, Test Distance [mm]	Band	Group, UID	Frequency [MHz], Channel Number	Conversion Factor	TSL Conductivity [S/m]	TSL Permittivity
Flat, HSL	EDGE BOTTOM, 0.00	Band 26 E-UTRA/FDD	LTE-FDD, 10181-CAE	831.5, 26865	9.79	0.914	43.156

Hardware Setup

Phantom	TSL, Measured Date	Probe, Calibration Date	DAE, Calibration Date
Twin-SAM V8.0 (30deg probe tilt) - 1461	HBBL-600-10000 Charge:xxxx, --	EX3DV4 - SN7475, 2020-10-29	DAE4 Sn787, 2020-09-30

Scan Setup

	Area Scan	Zoom Scan
Grid Extents [mm]	60.0 x 200.0	30.0 x 30.0 x 30.0
Grid Steps [mm]	10.0 x 10.0	5.0 x 5.0 x 5.0
Sensor Surface [mm]	3.0	1.4
Surface Detection	VMS + 6p	VMS + 6p
Scan Method	Measured	Measured

Measurement Results

	Area Scan	Zoom Scan
psSAR1g [W/Kg]	0.304	0.310
psSAR10g [W/Kg]	0.204	0.206
Power Drift [dB]	-0.05	-0.03
M2/M1 [%]		inf
Dist 3dB Peak [mm]		65.0

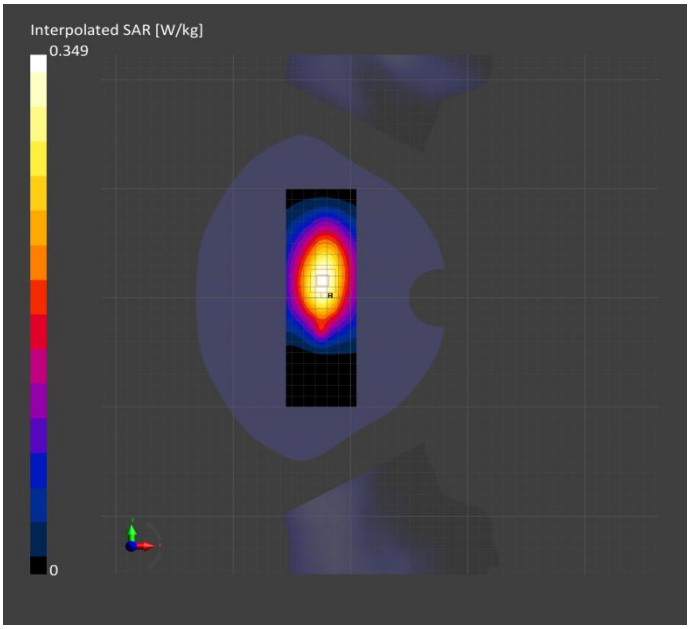

Meas.35 Measurement Report for RS80, BACK, Band 26 E-UTRA/FDD, UID 10181 CAE, Channel 26865 (831.5MHz) Without Scaner

Device under Test Properties

Name, Manufacturer	Dimensions [mm]	IMEI	DUT Type
RS80,	240.0 x 151.0 x 16.0	/	Tablet

Exposure Conditions

Phantom Section, TSL	Position, Test Distance [mm]	Band	Group, UID	Frequency [MHz], Channel Number	Conversion Factor	TSL Conductivity [S/m]	TSL Permittivity
Flat, HSL	BACK, 0.00	Band 26 E-UTRA/FDD	LTE-FDD, 10181-CAE	831.5, 26865	9.79	0.914	43.156

Hardware Setup

Phantom	TSL, Measured Date	Probe, Calibration Date	DAE, Calibration Date
Twin-SAM V8.0 (30deg probe tilt) - 1461	HBBL-600-10000 Charge:xxxx, --	EX3DV4 - SN7475, 2020-10-29	DAE4 Sn787, 2020-09-30

Scan Setup

	Area Scan	Zoom Scan
Grid Extents [mm]	200.0 x 280.0	30.0 x 30.0 x 30.0
Grid Steps [mm]	10.0 x 10.0	5.0 x 5.0 x 5.0
Sensor Surface [mm]	3.0	1.4
Surface Detection	VMS + 6p	VMS + 6p
Scan Method	Measured	Measured

Measurement Results

	Area Scan	Zoom Scan
psSAR1g [W/Kg]	0.641	0.657
psSAR10g [W/Kg]	0.432	0.429
Power Drift [dB]	-0.08	-0.08
M2/M1 [%]		21.2
Dist 3dB Peak [mm]		65.0

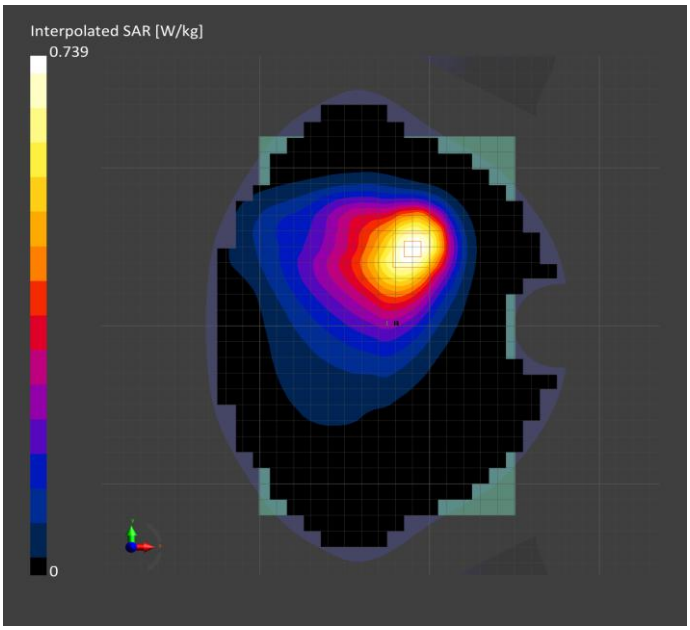

Meas.36 Measurement Report for RS80, EDGE BOTTOM, Band 41, E-UTRA/TDD, UID 10172 CAG, Channel 39750 (2506.0MHz) With Scaner

Device under Test Properties

Name, Manufacturer	Dimensions [mm]	IMEI	DUT Type
RS80,	240.0 x 151.0 x 16.0	/	Tablet

Exposure Conditions

Phantom Section, TSL	Position, Test Distance [mm]	Band	Group, UID	Frequency [MHz], Channel Number	Conversion Factor	TSL Conductivity [S/m]	TSL Permittivity
Flat, HSL	EDGE BOTTOM, 0.00	Band 41, E-UTRA/TDD	LTE-TDD, 10172-CAG	2506.0, 39750	7.45	1.841	40.561

Hardware Setup

Phantom	TSL, Measured Date	Probe, Calibration Date	DAE, Calibration Date
Twin-SAM V8.0 (30deg probe tilt) - 1461	HBBL-600-10000 Charge:xxxx, --	EX3DV4 - SN7475, 2020-10-29	DAE4 Sn787, 2020-09-30

Scan Setup

	Area Scan	Zoom Scan
Grid Extents [mm]	60.0 x 200.0	30.0 x 30.0 x 30.0
Grid Steps [mm]	10.0 x 10.0	5.0 x 5.0 x 5.0
Sensor Surface [mm]	3.0	1.4
Surface Detection	VMS + 6p	VMS + 6p
Scan Method	Measured	Measured

Measurement Results

	Area Scan	Zoom Scan
psSAR1g [W/Kg]	0.261	0.263
psSAR10g [W/Kg]	0.120	0.120
Power Drift [dB]	0.06	0.03
M2/M1 [%]		9.0
Dist 3dB Peak [mm]		48.9

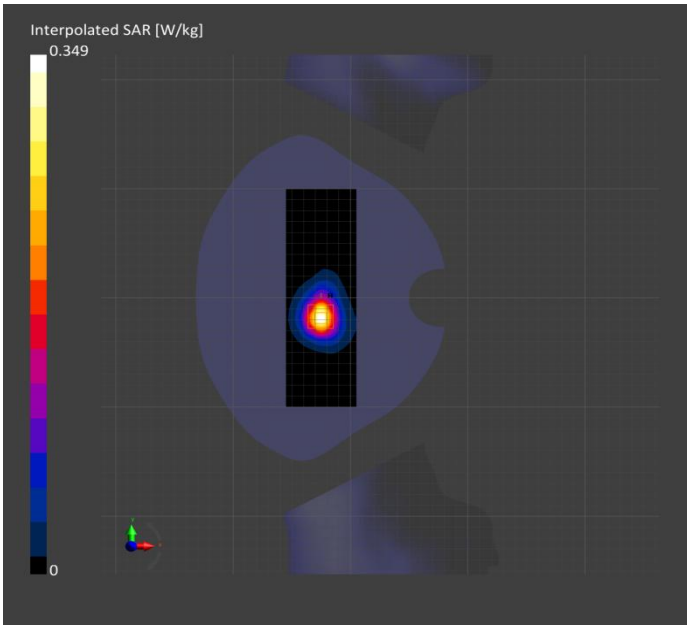

Meas.37 Measurement Report for RS80, BACK, Band 41, E-UTRA/TDD, UID 10172 CAG, Channel 39750 (2506.0MHz) Without Scaner

Device under Test Properties

Name, Manufacturer	Dimensions [mm]	IMEI	DUT Type
RS80,	240.0 x 151.0 x 16.0	/	Tablet

Exposure Conditions

Phantom Section, TSL	Position, Test Distance [mm]	Band	Group, UID	Frequency [MHz], Channel Number	Conversion Factor	TSL Conductivity [S/m]	TSL Permittivity
Flat, HSL	BACK, 0.00	Band 41, E-UTRA/TDD	LTE-TDD, 10172-CAG	2506.0, 39750	7.45	1.841	40.561

Hardware Setup

Phantom	TSL, Measured Date	Probe, Calibration Date	DAE, Calibration Date
Twin-SAM V8.0 (30deg probe tilt) - 1461	HBBL-600-10000 Charge:xxxx, --	EX3DV4 - SN7475, 2020-10-29	DAE4 Sn787, 2020-09-30

Scan Setup

	Area Scan	Zoom Scan
Grid Extents [mm]	200.0 x 280.0	30.0 x 30.0 x 30.0
Grid Steps [mm]	10.0 x 10.0	5.0 x 5.0 x 5.0
Sensor Surface [mm]	3.0	1.4
Surface Detection	VMS + 6p	VMS + 6p
Scan Method	Measured	Measured

Measurement Results

	Area Scan	Zoom Scan
psSAR1g [W/Kg]	0.387	0.419
psSAR10g [W/Kg]	0.180	0.176
Power Drift [dB]	0.016	0.05
M2/M1 [%]		8.1
Dist 3dB Peak [mm]		46.1

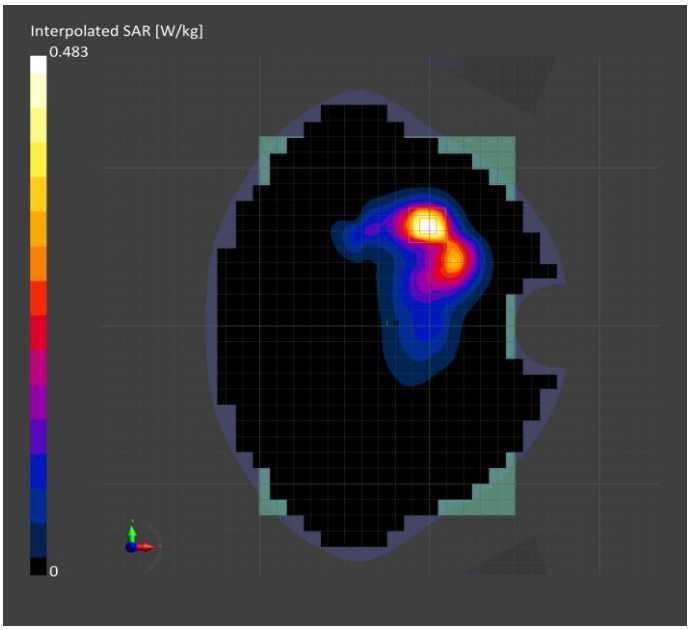

Meas.38 Measurement Report for RS80, EDGE BOTTOM, Band 66, E-UTRA/FDD, UID 10169 CAE, Channel 132322 (1745.0MHz) With Scaner Sensor Off

Device under Test Properties

Name, Manufacturer	Dimensions [mm]	IMEI	DUT Type
RS80,	240.0 x 151.0 x 16.0	/	Tablet

Exposure Conditions

Phantom Section, TSL	Position, Test Distance [mm]	Band	Group, UID	Frequency [MHz], Channel Number	Conversion Factor	TSL Conductivity [S/m]	TSL Permittivity
Flat, HSL	EDGE BOTTOM, 0.00	Band 66, E-UTRA/FDD	LTE-FDD, 10169-CAE	1745.0, 132322	8.45	1.358	41.067

Hardware Setup

Phantom	TSL, Measured Date	Probe, Calibration Date	DAE, Calibration Date
Twin-SAM V8.0 (30deg probe tilt) - 1461	HBBL-600-10000 Charge:xxxx, --	EX3DV4 - SN7475, 2020-10-29	DAE4 Sn787, 2020-09-30

Scan Setup

	Area Scan	Zoom Scan
Grid Extents [mm]	60.0 x 200.0	30.0 x 30.0 x 30.0
Grid Steps [mm]	10.0 x 10.0	5.0 x 5.0 x 5.0
Sensor Surface [mm]	3.0	1.4
Surface Detection	VMS + 6p	VMS + 6p
Scan Method	Measured	Measured

Measurement Results

	Area Scan	Zoom Scan
psSAR1g [W/Kg]	0.333	0.353
psSAR10g [W/Kg]	0.187	0.188
Power Drift [dB]	-0.01	-0.02
M2/M1 [%]		10.2
Dist 3dB Peak [mm]		52.2

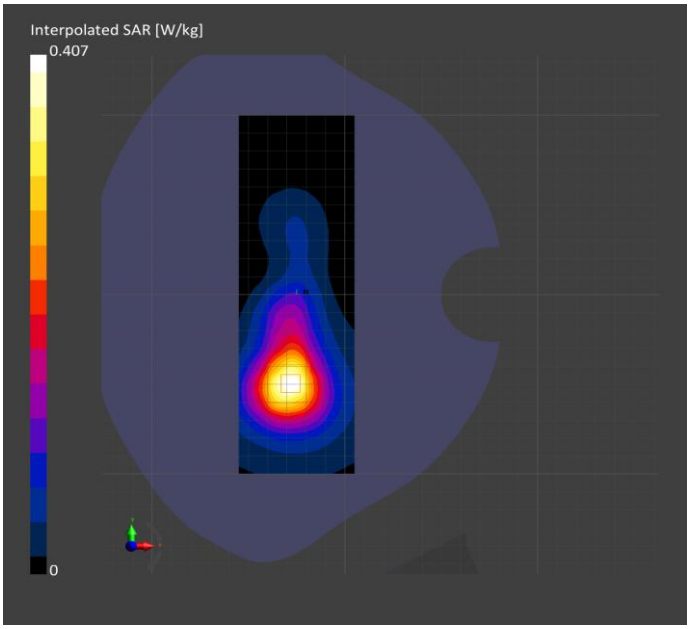

Meas.39 Measurement Report for RS80, BACK, Band 66, E-UTRA/FDD, UID 10169 CAE, Channel 132322 (1745.0MHz) Without Scaner Sensor On

Device under Test Properties

Name, Manufacturer	Dimensions [mm]	IMEI	DUT Type
RS80,	240.0 x 151.0 x 16.0	/	Tablet

Exposure Conditions

Phantom Section, TSL	Position, Test Distance [mm]	Band	Group, UID	Frequency [MHz], Channel Number	Conversion Factor	TSL Conductivity [S/m]	TSL Permittivity
Flat, HSL	BACK, 0.00	Band 66, E-UTRA/FDD	LTE-FDD, 10169-CAE	1745.0, 132322	8.45	1.358	41.067

Hardware Setup

Phantom	TSL, Measured Date	Probe, Calibration Date	DAE, Calibration Date
Twin-SAM V8.0 (30deg probe tilt) - 1461	HBBL-600-10000 Charge:xxxx, --	EX3DV4 - SN7475, 2020-10-29	DAE4 Sn787, 2020-09-30

Scan Setup

	Area Scan	Zoom Scan
Grid Extents [mm]	200.0 x 280.0	30.0 x 30.0 x 30.0
Grid Steps [mm]	10.0 x 10.0	5.0 x 5.0 x 5.0
Sensor Surface [mm]	3.0	1.4
Surface Detection	VMS + 6p	VMS + 6p
Scan Method	Measured	Measured

Measurement Results

	Area Scan	Zoom Scan
psSAR1g [W/Kg]	0.523	0.531
psSAR10g [W/Kg]	0.270	0.261
Power Drift [dB]	-0.09	-0.13
M2/M1 [%]		8.6
Dist 3dB Peak [mm]		51.7

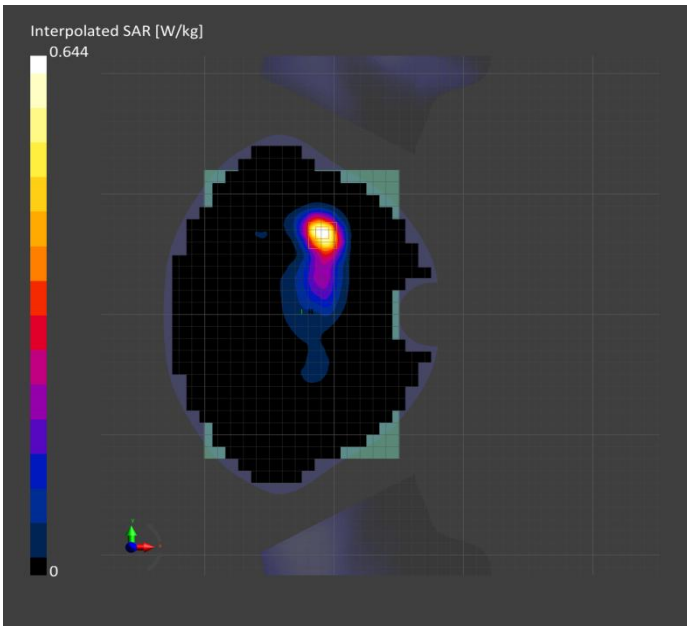

Meas.40 Measurement Report for RS80, BACK, Band 66, E-UTRA/FDD, UID 10169 CAE, Channel 132322 (1745.0MHz) Without Scaner Sensor Off 20mm

Device under Test Properties

Name, Manufacturer	Dimensions [mm]	IMEI	DUT Type
RS80,	240.0 x 151.0 x 16.0	/	Tablet

Exposure Conditions

Phantom Section, TSL	Position, Test Distance [mm]	Band	Group, UID	Frequency [MHz], Channel Number	Conversion Factor	TSL Conductivity [S/m]	TSL Permittivity
Flat, HSL	BACK, 20.00	Band 66, E-UTRA/FDD	LTE-FDD, 10169-CAE	1745.0, 132322	8.45	1.358	41.067

Hardware Setup

Phantom	TSL, Measured Date	Probe, Calibration Date	DAE, Calibration Date
Twin-SAM V8.0 (30deg probe tilt) - 1461	HBBL-600-10000 Charge:xxxx, --	EX3DV4 - SN7475, 2020-10-29	DAE4 Sn787, 2020-09-30

Scan Setup

	Area Scan	Zoom Scan
Grid Extents [mm]	200.0 x 280.0	30.0 x 30.0 x 30.0
Grid Steps [mm]	10.0 x 10.0	5.0 x 5.0 x 5.0
Sensor Surface [mm]	3.0	1.4
Surface Detection	VMS + 6p	VMS + 6p
Scan Method	Measured	Measured

Measurement Results

	Area Scan	Zoom Scan
psSAR1g [W/Kg]	0.121	0.123
psSAR10g [W/Kg]	0.074	0.074
Power Drift [dB]	-0.02	0.07
M2/M1 [%]		21.2
Dist 3dB Peak [mm]		59.6

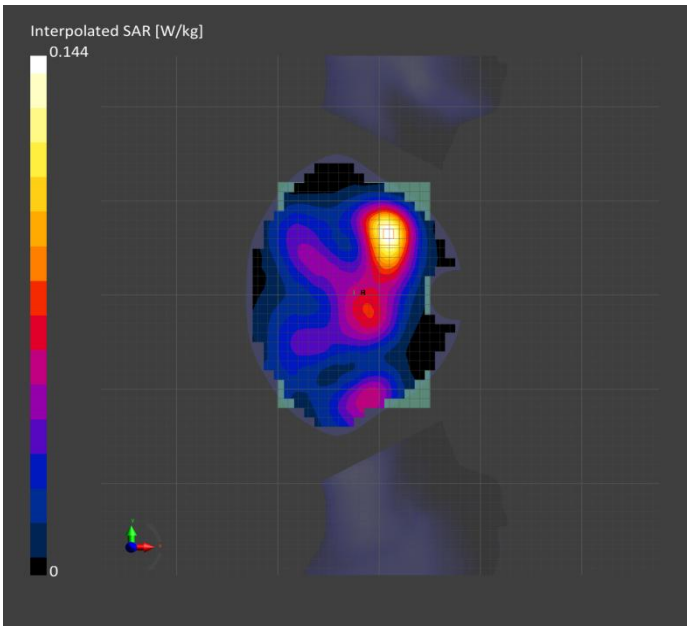

Meas.41 Measurement Report for RS80, EDGE RIGHT, WLAN 2.4GHz, UID 10060 CAB, Channel 11 (2462.0MHz) With Scaner

Device under Test Properties

Name, Manufacturer	Dimensions [mm]	IMEI	DUT Type
RS80,	240.0 x 151.0 x 16.0	/	Tablet

Exposure Conditions

Phantom Section, TSL	Position, Test Distance [mm]	Band	Group, UID	Frequency [MHz], Channel Number	Conversion Factor	TSL Conductivity [S/m]	TSL Permittivity
Flat, HSL	EDGE RIGHT, 0.00	WLAN 2.4GHz	WLAN, 10060-CAB	2462.0, 11	7.65	1.834	40.466

Hardware Setup

Phantom	TSL, Measured Date	Probe, Calibration Date	DAE, Calibration Date
Twin-SAM V8.0 (30deg probe tilt) - 1461	HBBL-600-10000 Charge:xxxx, --	EX3DV4 - SN7475, 2020-10-29	DAE4 Sn787, 2020-09-30

Scan Setup

	Area Scan	Zoom Scan
Grid Extents [mm]	60.0 x 280.0	30.0 x 30.0 x 30.0
Grid Steps [mm]	10.0 x 10.0	5.0 x 5.0 x 5.0
Sensor Surface [mm]	3.0	1.4
Surface Detection	VMS + 6p	VMS + 6p
Scan Method	Measured	Measured

Measurement Results

	Area Scan	Zoom Scan
psSAR1g [W/Kg]	0.047	0.047
psSAR10g [W/Kg]	0.024	0.021
Power Drift [dB]	-0.09	-0.10
M2/M1 [%]		-inf
Dist 3dB Peak [mm]		68.0

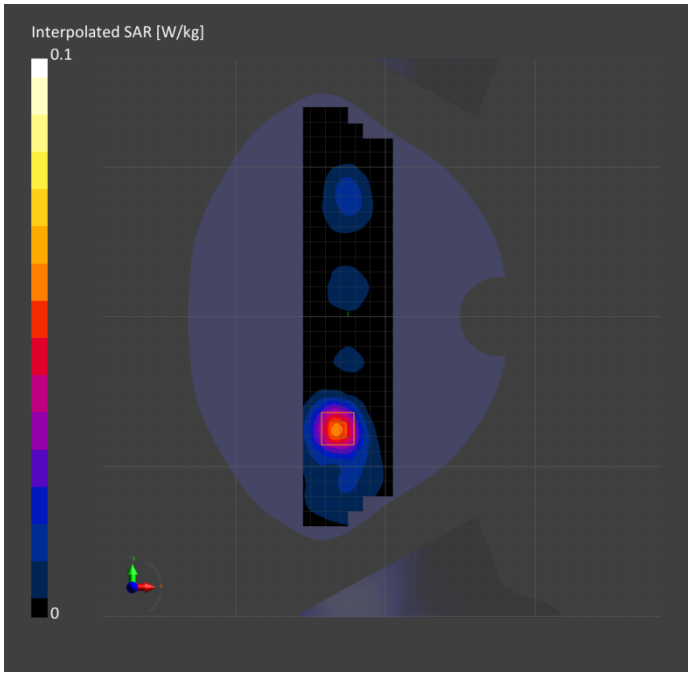

Meas.42 Measurement Report for RS80, BACK, WLAN 2.4GHz, UID 10060 CAB, Channel 11 (2462.0MHz) Without Scaner Sensor On

Device under Test Properties

Name, Manufacturer	Dimensions [mm]	IMEI	DUT Type
RS80,	240.0 x 151.0 x 16.0	/	Tablet

Exposure Conditions

Phantom Section, TSL	Position, Test Distance [mm]	Band	Group, UID	Frequency [MHz], Channel Number	Conversion Factor	TSL Conductivity [S/m]	TSL Permittivity
Flat, HSL	BACK, 0.00	WLAN 2.4GHz	WLAN, 10060-CAB	2462.0, 11	7.65	1.834	40.466

Hardware Setup

Phantom	TSL, Measured Date	Probe, Calibration Date	DAE, Calibration Date
Twin-SAM V8.0 (30deg probe tilt) - 1461	HBBL-600-10000 Charge:xxxx, --	EX3DV4 - SN7475, 2020-10-29	DAE4 Sn787, 2020-09-30

Scan Setup

	Area Scan	Zoom Scan
Grid Extents [mm]	200.0 x 280.0	30.0 x 30.0 x 30.0
Grid Steps [mm]	10.0 x 10.0	5.0 x 5.0 x 5.0
Sensor Surface [mm]	3.0	1.4
Surface Detection	VMS + 6p	VMS + 6p
Scan Method	Measured	Measured

Measurement Results

	Area Scan	Zoom Scan
psSAR1g [W/Kg]	0.157	0.163
psSAR10g [W/Kg]	0.072	0.068
Power Drift [dB]	-0.13	-0.11
M2/M1 [%]		7.6
Dist 3dB Peak [mm]		38.8

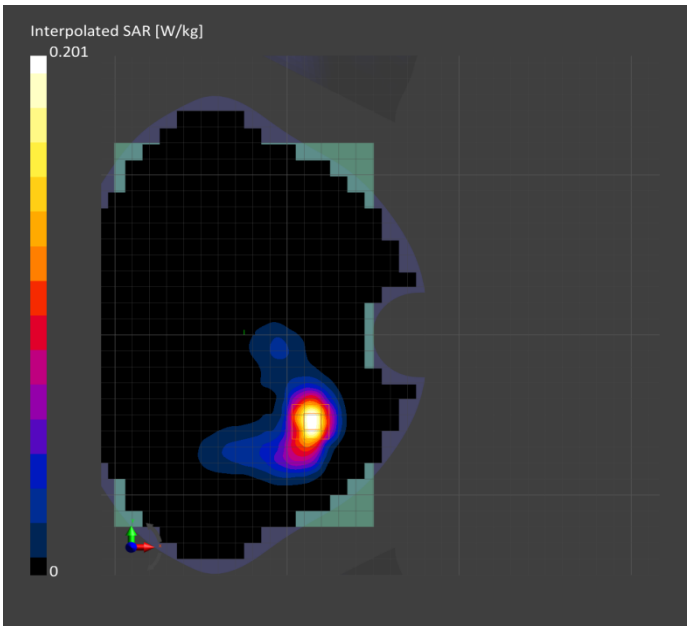

Meas.43 Measurement Report for RS80, EDGE RIGHT, WLAN 5GHz, UID 10594 AAB, Channel 36 (5180.0MHz) With Scaner

Device under Test Properties

Name, Manufacturer	Dimensions [mm]	IMEI	DUT Type
RS80,	240.0 x 151.0 x 16.0	/	Tablet

Exposure Conditions

Phantom Section, TSL	Position, Test Distance [mm]	Band	Group, UID	Frequency [MHz], Channel Number	Conversion Factor	TSL Conductivity [S/m]	TSL Permittivity
Flat, HSL	EDGE RIGHT, 0.00	WLAN 5GHz	WLAN, 10594-AAB	5180.0, 36	5.53	4.842	34.563

Hardware Setup

Phantom	TSL, Measured Date	Probe, Calibration Date	DAE, Calibration Date
Twin-SAM V8.0 (30deg probe tilt) - 1461	HBBL-600-10000 Charge:xxxx, --	EX3DV4 - SN7475, 2020-10-29	DAE4 Sn787, 2020-09-30

Scan Setup

	Area Scan	Zoom Scan
Grid Extents [mm]	60.0 x 280.0	22.0 x 22.0 x 22.0
Grid Steps [mm]	10.0 x 10.0	4.0 x 4.0 x 1.4
Sensor Surface [mm]	3.0	1.4
Surface Detection	VMS + 6p	VMS + 6p
Scan Method	Measured	Measured

Measurement Results

	Area Scan	Zoom Scan
psSAR1g [W/Kg]	0.078	0.079
psSAR10g [W/Kg]	0.027	0.024
Power Drift [dB]	0.076	0.19
M2/M1 [%]		-inf
Dist 3dB Peak [mm]		68.0

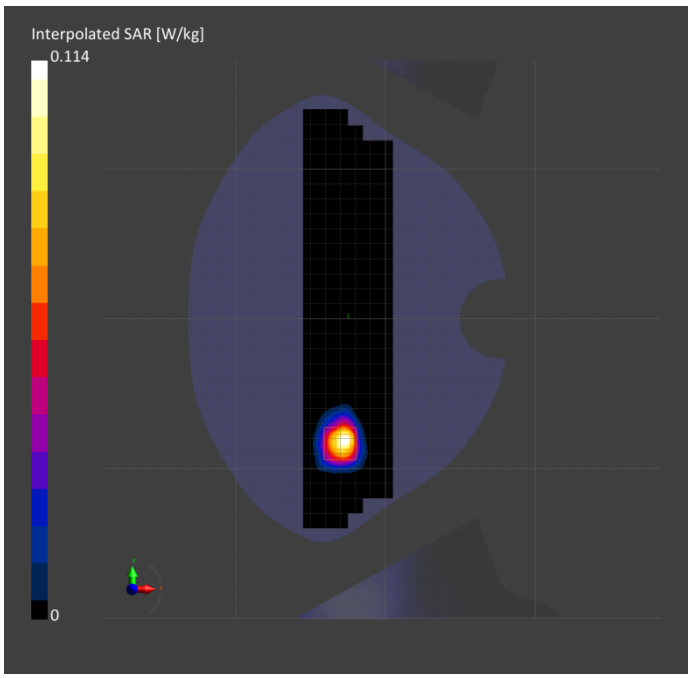

Meas.44 Measurement Report for RS80, BACK, WLAN 5GHz, UID 10594 AAB, Channel 36 (5180.0MHz) Without Scaner

Device under Test Properties

Name, Manufacturer	Dimensions [mm]	IMEI	DUT Type
RS80,	240.0 x 151.0 x 16.0	/	Tablet

Exposure Conditions

Phantom Section, TSL	Position, Test Distance [mm]	Band	Group, UID	Frequency [MHz], Channel Number	Conversion Factor	TSL Conductivity [S/m]	TSL Permittivity
Flat, HSL	BACK, 0.00	WLAN 5GHz	WLAN, 10594-AAB	5180.0, 36	5.53	4.842	34.563

Hardware Setup

Phantom	TSL, Measured Date	Probe, Calibration Date	DAE, Calibration Date
Twin-SAM V8.0 (30deg probe tilt) - 1461	HBBL-600-10000 Charge:xxxx, --	EX3DV4 - SN7475, 2020-10-29	DAE4 Sn787, 2020-09-30

Scan Setup

	Area Scan	Zoom Scan
Grid Extents [mm]	200.0 x 280.0	22.0 x 22.0 x 22.0
Grid Steps [mm]	10.0 x 10.0	4.0 x 4.0 x 1.4
Sensor Surface [mm]	3.0	1.4
Surface Detection	VMS + 6p	VMS + 6p
Scan Method	Measured	Measured

Measurement Results

	Area Scan	Zoom Scan
psSAR1g [W/Kg]	0.178	0.231
psSAR10g [W/Kg]	0.055	0.055
Power Drift [dB]	3.40	-0.15
M2/M1 [%]		5.6
Dist 3dB Peak [mm]		60.3

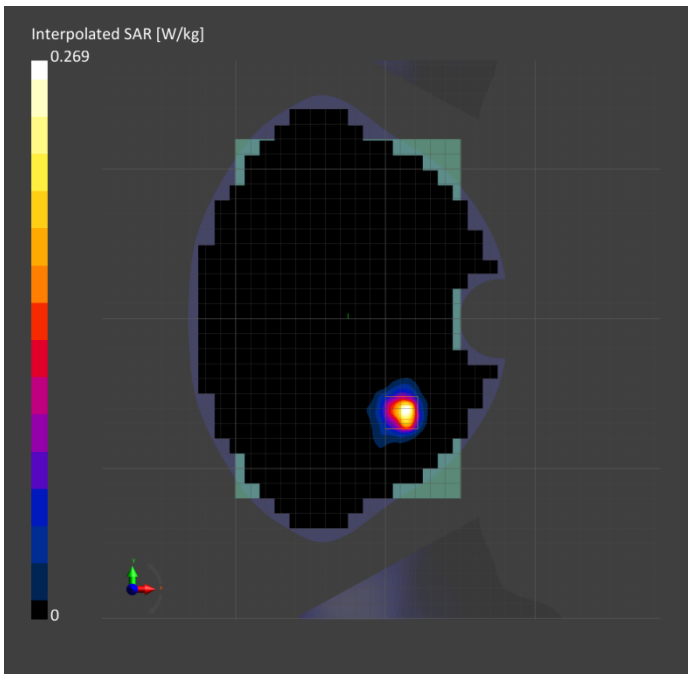

Meas.45 Measurement Report for RS80, EDGE RIGHT, WLAN 5GHz, UID 10525 AAB, Channel 149 (5745.0MHz) With Scaner

Device under Test Properties

Name, Manufacturer	Dimensions [mm]	IMEI	DUT Type
RS80,	240.0 x 151.0 x 16.0	/	Tablet

Exposure Conditions

Phantom Section, TSL	Position, Test Distance [mm]	Band	Group, UID	Frequency [MHz], Channel Number	Conversion Factor	TSL Conductivity [S/m]	TSL Permittivity
Flat, HSL	EDGE RIGHT, 0.00	WLAN 5GHz	WLAN, 10525-AAB	5745.0, 149	4.75	5.198	34.948

Hardware Setup

Phantom	TSL, Measured Date	Probe, Calibration Date	DAE, Calibration Date
Twin-SAM V8.0 (30deg probe tilt) - 1461	HBBL-600-10000 Charge:xxxx, --	EX3DV4 - SN7475, 2020-10-29	DAE4 Sn787, 2020-09-30

Scan Setup

	Area Scan	Zoom Scan
Grid Extents [mm]	60.0 x 280.0	22.0 x 22.0 x 22.0
Grid Steps [mm]	10.0 x 10.0	4.0 x 4.0 x 1.4
Sensor Surface [mm]	3.0	1.4
Surface Detection	VMS + 6p	VMS + 6p
Scan Method	Measured	Measured

Measurement Results

	Area Scan	Zoom Scan
psSAR1g [W/Kg]	0.109	0.112
psSAR10g [W/Kg]	0.036	0.030
Power Drift [dB]	0.19	0.14
M2/M1 [%]		6.8
Dist 3dB Peak [mm]		62.7



Meas.46 Measurement Report for RS80, BACK, WLAN 5GHz, UID 10525 AAB, Channel 149 (5745.0MHz) Without Scaner

Device under Test Properties

Name, Manufacturer	Dimensions [mm]	IMEI	DUT Type
RS80,	240.0 x 151.0 x 16.0	/	Tablet

Exposure Conditions

Phantom Section, TSL	Position, Test Distance [mm]	Band	Group, UID	Frequency [MHz], Channel Number	Conversion Factor	TSL Conductivity [S/m]	TSL Permittivity
Flat, HSL	BACK, 0.00	WLAN 5GHz	WLAN, 10525-AAB	5745.0, 149	4.75	5.198	34.948

Hardware Setup

Phantom	TSL, Measured Date	Probe, Calibration Date	DAE, Calibration Date
Twin-SAM V8.0 (30deg probe tilt) - 1461	HBBL-600-10000 Charge:xxxx, --	EX3DV4 - SN7475, 2020-10-29	DAE4 Sn787, 2020-09-30

Scan Setup

	Area Scan	Zoom Scan
Grid Extents [mm]	200.0 x 280.0	22.0 x 22.0 x 22.0
Grid Steps [mm]	10.0 x 10.0	4.0 x 4.0 x 1.4
Sensor Surface [mm]	3.0	1.4
Surface Detection	VMS + 6p	VMS + 6p
Scan Method	Measured	Measured

Measurement Results

	Area Scan	Zoom Scan
psSAR1g [W/Kg]	0.153	0.162
psSAR10g [W/Kg]	0.044	0.036
Power Drift [dB]	0.04	0.11
M2/M1 [%]		5.4
Dist 3dB Peak [mm]		55.0

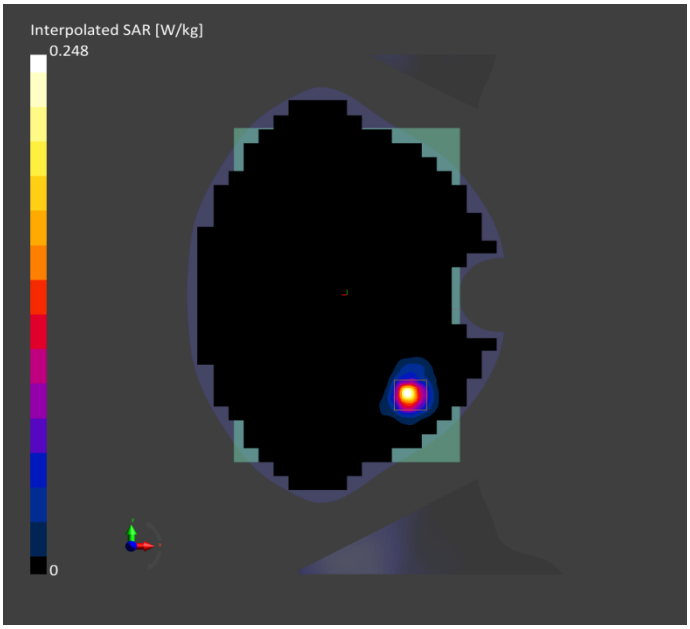

Meas.47 Measurement Report for RS80, EDGE RIGHT, ISM 2.4 GHz Band, UID 10038 CAA, Channel 78 (2480.0MHz) With Scaner

Device under Test Properties

Name, Manufacturer	Dimensions [mm]	IMEI	DUT Type
RS80,	240.0 x 151.0 x 16.0	/	Tablet

Exposure Conditions

Phantom Section, TSL	Position, Test Distance [mm]	Band	Group, UID	Frequency [MHz], Channel Number	Conversion Factor	TSL Conductivity [S/m]	TSL Permittivity
Flat, HSL	EDGE RIGHT, 0.00	ISM 2.4 GHz Band	Bluetooth, 10038-CAA	2480.0, 78	7.65	1.836	40.469

Hardware Setup

Phantom	TSL, Measured Date	Probe, Calibration Date	DAE, Calibration Date
Twin-SAM V8.0 (30deg probe tilt) - 1461	HBBL-600-10000 Charge:xxxx, --	EX3DV4 - SN7475, 2020-10-29	DAE4 Sn787, 2020-09-30

Scan Setup

	Area Scan	Zoom Scan
Grid Extents [mm]	60.0 x 280.0	30.0 x 30.0 x 30.0
Grid Steps [mm]	10.0 x 10.0	5.0 x 5.0 x 5.0
Sensor Surface [mm]	3.0	1.4
Surface Detection	VMS + 6p	VMS + 6p
Scan Method	Measured	Measured

Measurement Results

	Area Scan	Zoom Scan
psSAR1g [W/Kg]	0.014	0.012
psSAR10g [W/Kg]	0.007	0.007
Power Drift [dB]	0.01	0.06
M2/M1 [%]		inf
Dist 3dB Peak [mm]		62.1

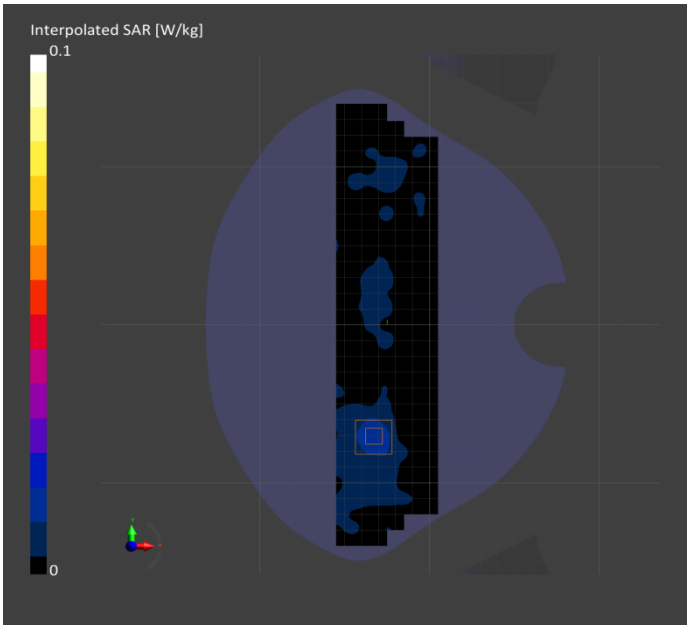

Meas.48 Measurement Report for RS80, BACK, ISM 2.4 GHz Band, UID 10038 CAA, Channel 78 (2480.0MHz) Without Scaner

Device under Test Properties

Name, Manufacturer	Dimensions [mm]	IMEI	DUT Type
RS80,	240.0 x 151.0 x 16.0	/	Tablet

Exposure Conditions

Phantom Section, TSL	Position, Test Distance [mm]	Band	Group, UID	Frequency [MHz], Channel Number	Conversion Factor	TSL Conductivity [S/m]	TSL Permittivity
Flat, HSL	BACK, 0.00	ISM 2.4 GHz Band	Bluetooth, 10038-CAA	2480.0, 78	7.65	1.836	40.469

Hardware Setup

Phantom	TSL, Measured Date	Probe, Calibration Date	DAE, Calibration Date
Twin-SAM V8.0 (30deg probe tilt) - 1461	HBBL-600-10000 Charge:xxxx, --	EX3DV4 - SN7475, 2020-10-29	DAE4 Sn787, 2020-09-30

Scan Setup

	Area Scan	Zoom Scan
Grid Extents [mm]	200.0 x 280.0	30.0 x 30.0 x 30.0
Grid Steps [mm]	10.0 x 10.0	5.0 x 5.0 x 5.0
Sensor Surface [mm]	3.0	1.4
Surface Detection	VMS + 6p	VMS + 6p
Scan Method	Measured	Measured

Measurement Results

	Area Scan	Zoom Scan
psSAR1g [W/Kg]	0.047	0.052
psSAR10g [W/Kg]	0.023	0.031
Power Drift [dB]	0.14	0.17
M2/M1 [%]		-inf
Dist 3dB Peak [mm]		68.0

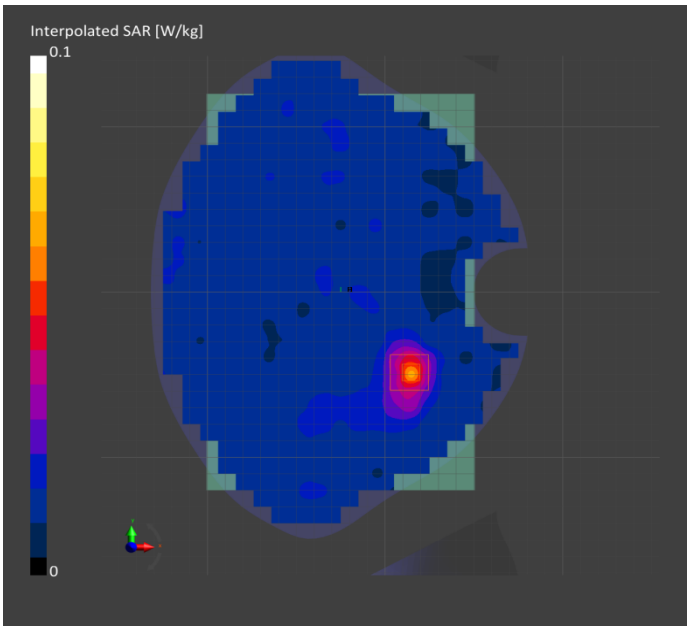

End of the report***