Date: 2024-08-04

01_LTE Band 12_10M_1RB_0Offset_Left Cheek_0mm_Ch23095

Communication System: LTE-FDD (SC-FDMA, 1 RB, 10 MHz, QPSK)
AntennaCfg:SISO; Frequency: 707.500 MHz; Duty Cycle: 1:1
Medium: HSL Medium parameters used: f= 707.500 MHz; σ= 0.863 S/m; ε_r = 43.32
Ambient Temperature: 23.3°C; Liquid Temperature: 22.6°C

DASY6 Configuration:
- Probe: EX3DV4 - SN7706; ConvF(9.34, 10.73, 9.7); Calibrated: 2024-01-24
- Sensor-Surface: 1.4 mm
- Electronics: DAE4 Sn1649; Calibrated: 2024-07-03
- Phantom: Twin-SAM V8.0 (30deg probe tilt); Serial: 2024; Section: LeftHead
- Measurement Software: 16.4.0.5005
- UID: LTE-FDD, 10175-CAH

Area Scan (90.0 mm x 270.0 mm): Measurement Grid: 15.0 mm x 15.0 mm
SAR (1g) = 0.256 W/kg; SAR (10g) = 0.179 W/kg;

Zoom Scan (30.0 mm x 30.0 mm x 30.0 mm): Measurement Grid: 6.0 mm x 6.0 mm x 1.5 mm
Power Drift = -0.05 dB
SAR (1g) = 0.271 W/kg; SAR (10g) = 0.205 W/kg
Smallest distance from peaks to all points 3 dB below = 17.2 mm
Ratio of SAR at M2 to SAR at M1 = 92.5 %

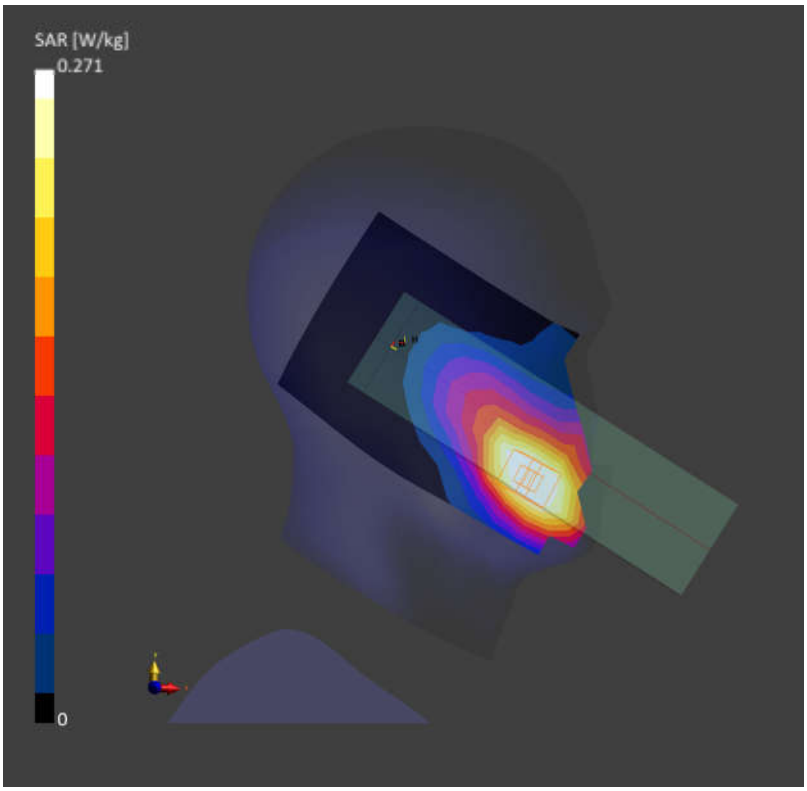

Date: 2024-08-04

02_LTE Band 13_10M_1RB_0Offset_Right Cheek_0mm_Ch23230

Communication System: LTE-FDD (SC-FDMA, 1 RB, 10 MHz, QPSK)
AntennaCfg:SISO; Frequency: 782.000 MHz; Duty Cycle: 1:1
Medium: HSL Medium parameters used: f= 782.000 MHz; σ= 0.925 S/m; ε_r = 42.35
Ambient Temperature: 23.3°C; Liquid Temperature: 22.6°C

DASY6 Configuration:
- Probe: EX3DV4 - SN7706; ConvF(9.34, 10.73, 9.7); Calibrated: 2024-01-24
- Sensor-Surface: 1.4 mm
- Electronics: DAE4 Sn1649; Calibrated: 2024-07-03
- Phantom: Twin-SAM V8.0 (30deg probe tilt); Serial: 2024; Section: RightHead
- Measurement Software: 16.4.0.5005
- UID: LTE-FDD, 10175-CAH

Area Scan (90.0 mm x 270.0 mm): Measurement Grid: 15.0 mm x 15.0 mm
SAR (1g) = 0.251 W/kg; SAR (10g) = 0.173 W/kg;

Zoom Scan (30.0 mm x 30.0 mm x 30.0 mm): Measurement Grid: 6.0 mm x 6.0 mm x 1.5 mm
Power Drift = 0.08 dB
SAR (1g) = 0.269 W/kg; SAR (10g) = 0.209 W/kg
Smallest distance from peaks to all points 3 dB below = > 15.0 mm
Ratio of SAR at M2 to SAR at M1 = 95.9 %

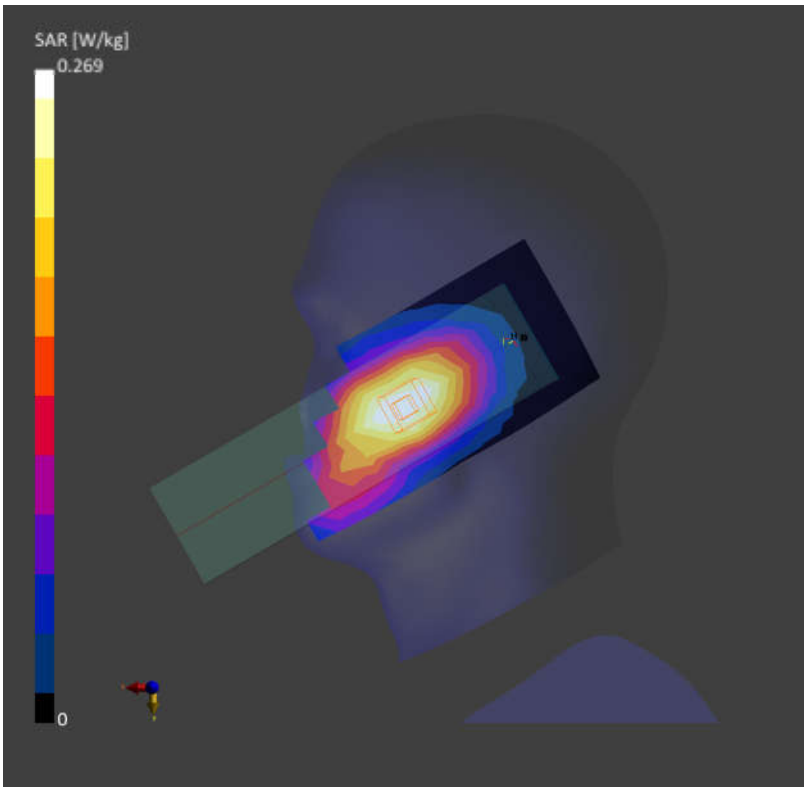

Date: 2024-08-04

03_LTE Band 14_10M_1RB_0Offset_Right Cheek_0mm_Ch23330

Communication System: LTE-FDD (SC-FDMA, 1 RB, 10 MHz, QPSK)
AntennaCfg:SISO; Frequency: 793.000 MHz; Duty Cycle: 1:1
Medium: HSL Medium parameters used: f= 793.000 MHz; σ= 0.935 S/m; ε_r = 42.21
Ambient Temperature: 23.3°C; Liquid Temperature: 22.6°C

DASY6 Configuration:
- Probe: EX3DV4 - SN7706; ConvF(9.34, 10.73, 9.7); Calibrated: 2024-01-24
- Sensor-Surface: 1.4 mm
- Electronics: DAE4 Sn1649; Calibrated: 2024-07-03
- Phantom: Twin-SAM V8.0 (30deg probe tilt); Serial: 2024; Section: RightHead
- Measurement Software: 16.4.0.5005
- UID: LTE-FDD, 10175-CAH

Area Scan (90.0 mm x 270.0 mm): Measurement Grid: 15.0 mm x 15.0 mm
SAR (1g) = 0.308 W/kg; SAR (10g) = 0.212 W/kg;

Zoom Scan (30.0 mm x 30.0 mm x 30.0 mm): Measurement Grid: 6.0 mm x 6.0 mm x 1.5 mm
Power Drift = 0.06 dB
SAR (1g) = 0.326 W/kg; SAR (10g) = 0.249 W/kg
Smallest distance from peaks to all points 3 dB below = > 15.0 mm
Ratio of SAR at M2 to SAR at M1 = 95.7 %

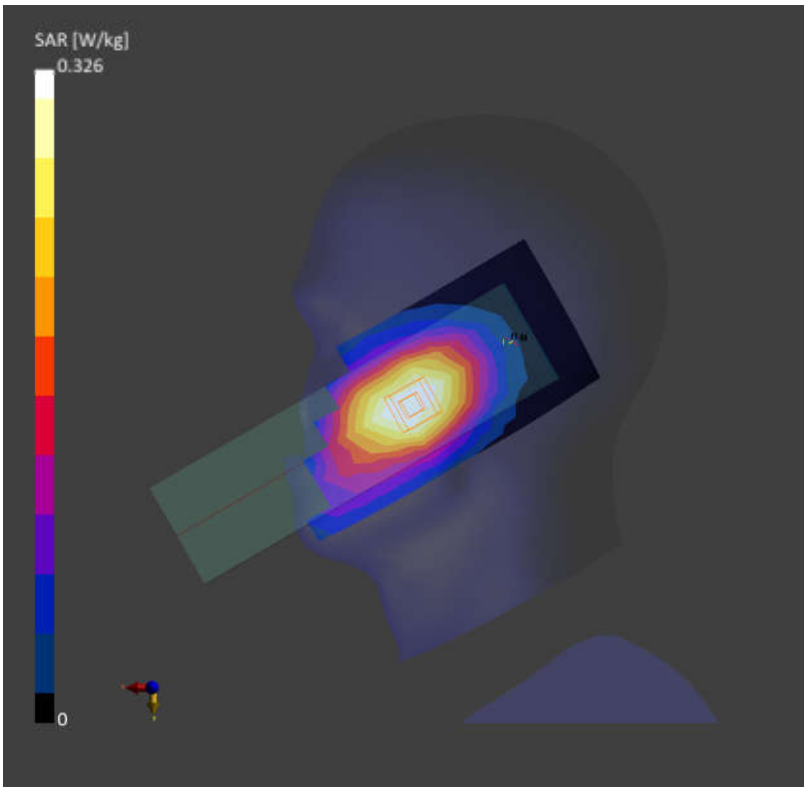

Date: 2024-08-04

04_FR1 n14_10M_1RB_1Offset_Right Cheek_0mm_Ch158600

Communication System: 5G NR (DFT-s-OFDM, 1 RB, 10 MHz, QPSK, 15 kHz)
AntennaCfg:SISO; Frequency: 793.000 MHz; Duty Cycle: 1:1
Medium: HSL Medium parameters used: f= 793.000 MHz; σ= 0.935 S/m; ε_r = 42.21
Ambient Temperature: 23.3°C; Liquid Temperature: 22.6°C

DASY6 Configuration:
- Probe: EX3DV4 - SN7706; ConvF(9.34, 10.73, 9.7); Calibrated: 2024-01-24
- Sensor-Surface: 1.4 mm
- Electronics: DAE4 Sn1649; Calibrated: 2024-07-03
- Phantom: Twin-SAM V8.0 (30deg probe tilt); Serial: 2024; Section: RightHead
- Measurement Software: 16.4.0.5005
- UID: 5G NR FR1 FDD, 10929-AAD

Area Scan (90.0 mm x 270.0 mm): Measurement Grid: 15.0 mm x 15.0 mm
SAR (1g) = 0.376 W/kg; SAR (10g) = 0.258 W/kg;

Zoom Scan (30.0 mm x 30.0 mm x 30.0 mm): Measurement Grid: 6.0 mm x 6.0 mm x 5.0 mm
Power Drift = -0.15 dB
SAR (1g) = 0.403 W/kg; SAR (10g) = 0.306 W/kg
Smallest distance from peaks to all points 3 dB below = > 15.0 mm
Ratio of SAR at M2 to SAR at M1 = 83.6 %

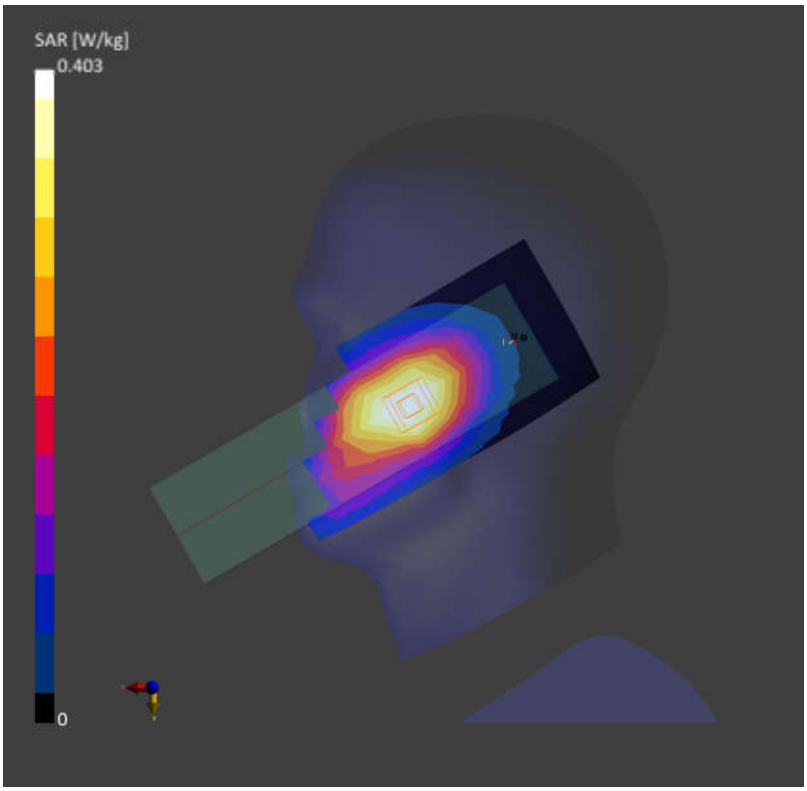

Date: 2024-08-04

05_LTE Band 71_20M_1RB_0Offset_Right Cheek_0mm_Ch133297

Communication System: LTE-FDD (SC-FDMA, 1 RB, 20 MHz, QPSK)
AntennaCfg:SISO; Frequency: 680.500 MHz; Duty Cycle: 1:1
Medium: HSL Medium parameters used: f= 680.500 MHz; σ= 0.859 S/m; ε_r = 43.36
Ambient Temperature: 23.3°C; Liquid Temperature: 22.6°C

DASY6 Configuration:
- Probe: EX3DV4 - SN7706; ConvF(9.34, 10.73, 9.7); Calibrated: 2024-01-24
- Sensor-Surface: 1.4 mm
- Electronics: DAE4 Sn1649; Calibrated: 2024-07-03
- Phantom: Twin-SAM V8.0 (30deg probe tilt); Serial: 2024; Section: RightHead
- Measurement Software: 16.4.0.5005
- UID: LTE-FDD, 10169-CAF

Area Scan (90.0 mm x 270.0 mm): Measurement Grid: 15.0 mm x 15.0 mm
SAR (1g) = 0.209 W/kg; SAR (10g) = 0.134 W/kg;

Zoom Scan (30.0 mm x 30.0 mm x 30.0 mm): Measurement Grid: 6.0 mm x 6.0 mm x 1.5 mm
Power Drift = 0.07 dB
SAR (1g) = 0.209 W/kg; SAR (10g) = 0.140 W/kg
Smallest distance from peaks to all points 3 dB below = 13.7 mm
Ratio of SAR at M2 to SAR at M1 = 87.2 %

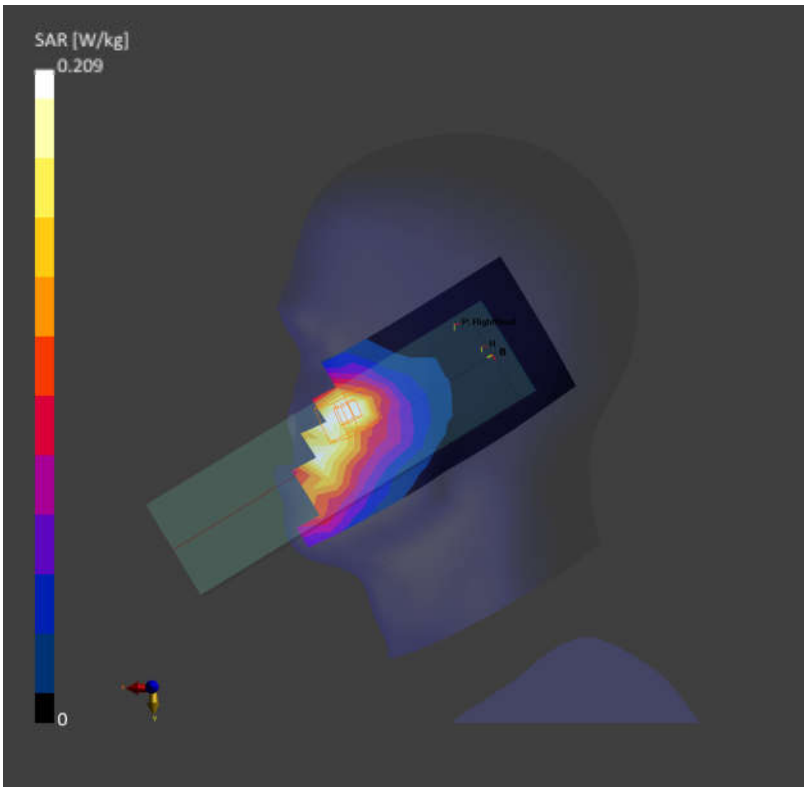

Date: 2024-08-04

06_FR1 n71_20M_1RB_1Offset_Left Cheek_0mm_Ch136100

Communication System: 5G NR (DFT-s-OFDM, 1 RB, 20 MHz, QPSK, 15 kHz)
AntennaCfg:SISO; Frequency: 680.500 MHz; Duty Cycle: 1:1
Medium: HSL Medium parameters used: f= 680.500 MHz; σ= 0.859 S/m; ε_r = 43.4
Ambient Temperature: 23.3°C; Liquid Temperature: 22.6°C

DASY6 Configuration:
- Probe: EX3DV4 - SN7706; ConvF(9.34, 10.73, 9.7); Calibrated: 2024-01-24
- Sensor-Surface: 1.4 mm
- Electronics: DAE4 Sn1649; Calibrated: 2024-07-03
- Phantom: Twin-SAM V8.0 (30deg probe tilt); Serial: 2024; Section: LeftHead
- Measurement Software: 16.4.0.5005
- UID: 5G NR FR1 FDD, 10931-AAC

Area Scan (90.0 mm x 270.0 mm): Measurement Grid: 15.0 mm x 15.0 mm
SAR (1g) = 0.233 W/kg; SAR (10g) = 0.162 W/kg;

Zoom Scan (30.0 mm x 30.0 mm x 30.0 mm): Measurement Grid: 6.0 mm x 6.0 mm x 1.5 mm
Power Drift = -0.05 dB
SAR (1g) = 0.254 W/kg; SAR (10g) = 0.192 W/kg
Smallest distance from peaks to all points 3 dB below = 13.1 mm
Ratio of SAR at M2 to SAR at M1 = 94.1 %

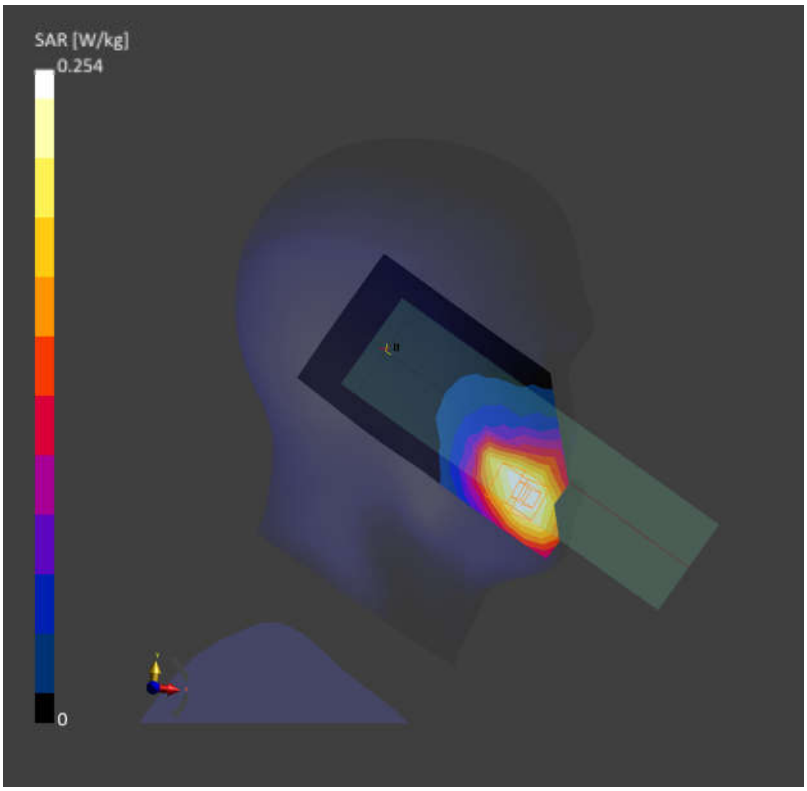

Date: 2024-08-06

07_WCDMA V_RMC 12.2Kbps_Right Cheek_0mm_Ch4182

Communication System: UMTS-FDD (WCDMA); Frequency: 836.400 MHz; Duty Cycle: 1:1
Medium: HSL Medium parameters used: f= 836.400 MHz; σ= 0.925 S/m; ε_r = 41.43
Ambient Temperature: 23.3°C; Liquid Temperature: 22.8°C

DASY6 Configuration:
- Probe: EX3DV4 - SN7706; ConvF(9.26, 10.67, 9.28); Calibrated: 2024-01-24
- Sensor-Surface: 1.4 mm
- Electronics: DAE4 Sn1649; Calibrated: 2024-07-03
- Phantom: Twin-SAM V8.0 (30deg probe tilt); Serial: 2024; Section: RightHead
- Measurement Software: 16.4.0.5005
- UID: WCDMA, 10011-CAC

Area Scan (90.0 mm x 270.0 mm): Measurement Grid: 15.0 mm x 15.0 mm
SAR (1g) = 0.238 W/kg; SAR (10g) = 0.162 W/kg;

Zoom Scan (30.0 mm x 30.0 mm x 30.0 mm): Measurement Grid: 6.0 mm x 6.0 mm x 5.0 mm
Power Drift = 0.17 dB
SAR (1g) = 0.254 W/kg; SAR (10g) = 0.191 W/kg
Smallest distance from peaks to all points 3 dB below = > 15.0 mm
Ratio of SAR at M2 to SAR at M1 = 83.9 %

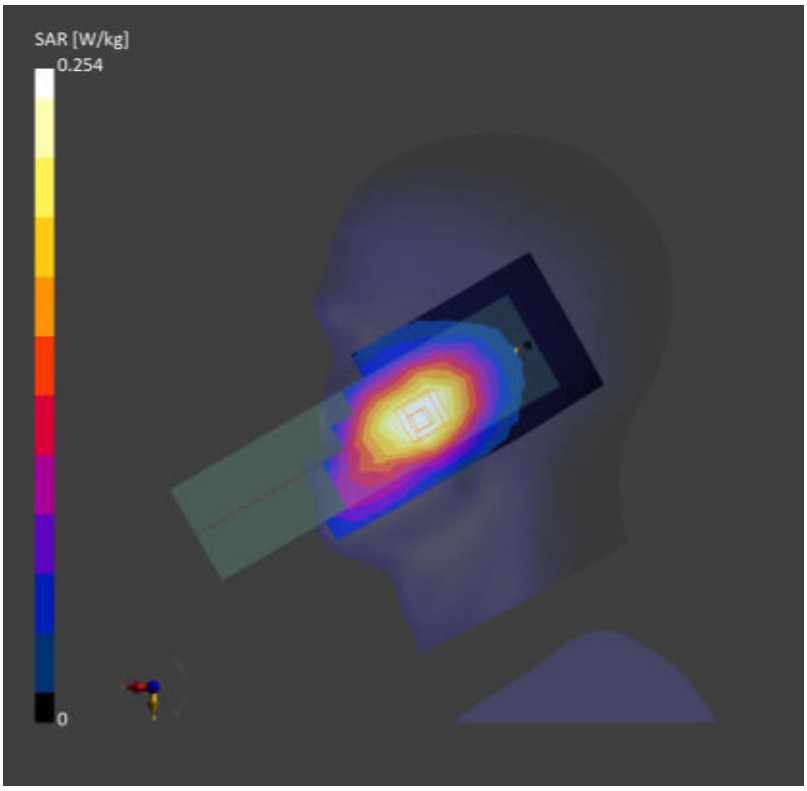

Date: 2024-08-06

08_LTE Band 26_15M_1RB_0Offset_Right Cheek_0mm_Ch26865

Communication System: LTE-FDD (SC-FDMA, 1 RB, 15 MHz, QPSK)
AntennaCfg:SISO; Frequency: 831.500 MHz; Duty Cycle: 1:1
Medium: HSL Medium parameters used: f= 831.500 MHz; σ= 0.921 S/m; ε_r = 41.48
Ambient Temperature: 23.3°C; Liquid Temperature: 22.8°C

DASY6 Configuration:
- Probe: EX3DV4 - SN7706; ConvF(9.26, 10.67, 9.28); Calibrated: 2024-01-24
- Sensor-Surface: 1.4 mm
- Electronics: DAE4 Sn1649; Calibrated: 2024-07-03
- Phantom: Twin-SAM V8.0 (30deg probe tilt); Serial: 2024; Section: RightHead
- Measurement Software: 16.4.0.5005
- UID: LTE-FDD, 10181-CAF

Area Scan (90.0 mm x 270.0 mm): Measurement Grid: 15.0 mm x 15.0 mm
SAR (1g) = 0.407 W/kg; SAR (10g) = 0.279 W/kg;

Zoom Scan (30.0 mm x 30.0 mm x 31.2 mm): Measurement Grid: 2.5 mm x 2.5 mm x 1.2 mm
Power Drift = 0.02 dB
SAR (1g) = 0.441 W/kg; SAR (10g) = 0.329 W/kg
Smallest distance from peaks to all points 3 dB below = 5 mm
Ratio of SAR at M2 to SAR at M1 = 43 %

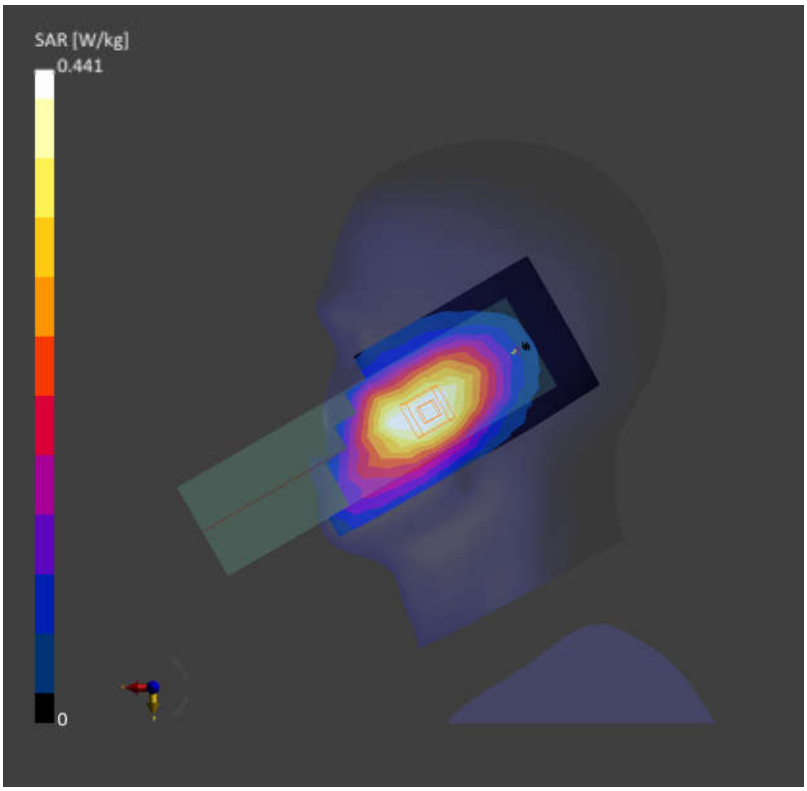

Date: 2024-08-06

09_FR1 n5_20M_1RB_1Offset_Right Cheek_0mm_Ch167300

Communication System: 5G NR (DFT-s-OFDM, 1 RB, 20 MHz, QPSK, 15 kHz)
AntennaCfg:SISO; Frequency: 836.500 MHz; Duty Cycle: 1:1
Medium: HSL Medium parameters used: f= 836.500 MHz; σ= 0.925 S/m; ε_r = 41.43
Ambient Temperature: 23.3°C; Liquid Temperature: 22.8°C

DASY6 Configuration:
- Probe: EX3DV4 - SN7706; ConvF(9.26, 10.67, 9.28); Calibrated: 2024-01-24
- Sensor-Surface: 1.4 mm
- Electronics: DAE4 Sn1649; Calibrated: 2024-07-03
- Phantom: Twin-SAM V8.0 (30deg probe tilt); Serial: 2024; Section: RightHead
- Measurement Software: 16.4.0.5005
- UID: 5G NR FR1 FDD, 10931-AAC

Area Scan (90.0 mm x 270.0 mm): Measurement Grid: 15.0 mm x 15.0 mm
SAR (1g) = 0.497 W/kg; SAR (10g) = 0.338 W/kg;

Zoom Scan (30.0 mm x 30.0 mm x 30.0 mm): Measurement Grid: 6.0 mm x 6.0 mm x 1.5 mm
Power Drift = -0.01 dB
SAR (1g) = 0.472 W/kg; SAR (10g) = 0.357 W/kg
Smallest distance from peaks to all points 3 dB below = > 15.0 mm
Ratio of SAR at M2 to SAR at M1 = 95.2 %

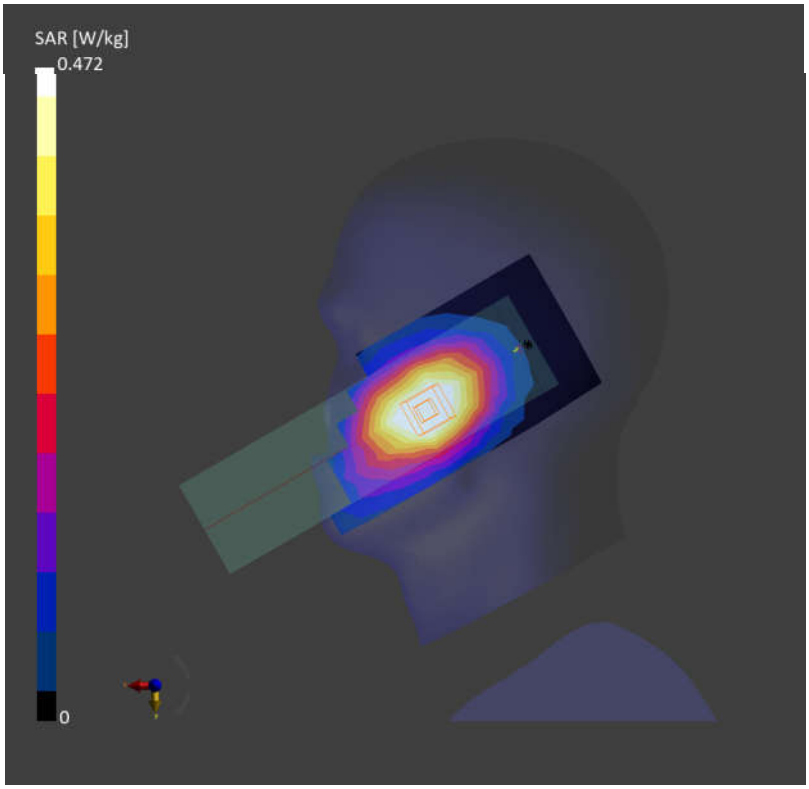

Date: 2024-08-08

10_WCDMA IV_RMC 12.2Kbps_Right Tilted_0mm_Ch1413

Communication System: UMTS-FDD (WCDMA); Frequency: 1732.600 MHz; Duty Cycle: 1:1
Medium: HSL Medium parameters used: f= 1732.600 MHz; σ= 1.34 S/m; ε_r = 40.1
Ambient Temperature: 23.3°C; Liquid Temperature: 22.9°C

DASY6 Configuration:
- Probe: EX3DV4 - SN7706; ConvF(7.87, 9.06, 8.09); Calibrated: 2024-01-24
- Sensor-Surface: 1.4 mm
- Electronics: DAE4 Sn1649; Calibrated: 2024-07-03
- Phantom: Twin-SAM V8.0 (30deg probe tilt); Serial: 2024; Section: RightHead
- Measurement Software: 16.4.0.5005
- UID: WCDMA, 10011-CAC

Area Scan (90.0 mm x 270.0 mm): Measurement Grid: 15.0 mm x 15.0 mm
SAR (1g) = 0.114 W/kg; SAR (10g) = 0.070 W/kg;

Zoom Scan (30.0 mm x 30.0 mm x 30.0 mm): Measurement Grid: 6.0 mm x 6.0 mm x 1.5 mm
Power Drift = 0.19 dB
SAR (1g) = 0.129 W/kg; SAR (10g) = 0.088 W/kg
Smallest distance from peaks to all points 3 dB below = 21.3 mm
Ratio of SAR at M2 to SAR at M1 = 92.6 %

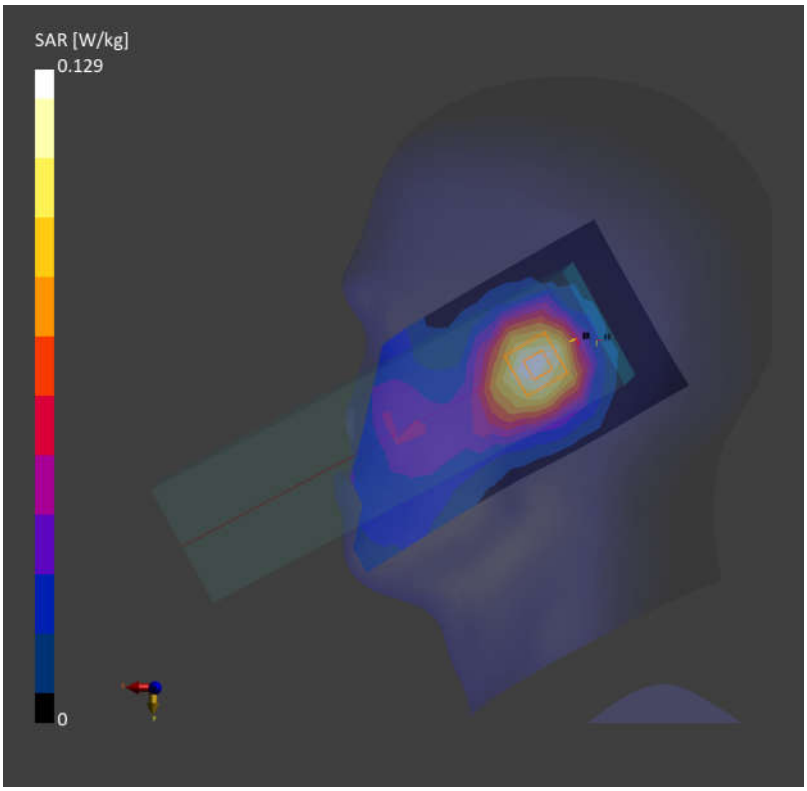

Date: 2024-08-08

11_LTE Band 66_20M_1RB_0Offset_Right Cheek_0mm_Ch132322

Communication System: LTE-FDD (SC-FDMA, 1 RB, 20 MHz, QPSK)
AntennaCfg:SISO; Frequency: 1745.000 MHz; Duty Cycle: 1:1
Medium: HSL Medium parameters used: f= 1745.000 MHz; σ= 1.35 S/m; ε_r = 40.09
Ambient Temperature: 23.3°C; Liquid Temperature: 22.9°C

DASY6 Configuration:
- Probe: EX3DV4 - SN7706; ConvF(7.87, 9.06, 8.09); Calibrated: 2024-01-24
- Sensor-Surface: 1.4 mm
- Electronics: DAE4 Sn1649; Calibrated: 2024-07-03
- Phantom: Twin-SAM V8.0 (30deg probe tilt); Serial: 2024; Section: RightHead
- Measurement Software: 16.4.0.5005
- UID: LTE-FDD, 10169-CAF

Area Scan (90.0 mm x 270.0 mm): Measurement Grid: 15.0 mm x 15.0 mm
SAR (1g) = 0.715 W/kg; SAR (10g) = 0.438 W/kg;

Zoom Scan (30.0 mm x 30.0 mm x 30.0 mm): Measurement Grid: 6.0 mm x 6.0 mm x 1.5 mm
Power Drift = 0.04 dB
SAR (1g) = 0.427 W/kg; SAR (10g) = 0.280 W/kg
Smallest distance from peaks to all points 3 dB below = 16.1 mm
Ratio of SAR at M2 to SAR at M1 = 91.4 %

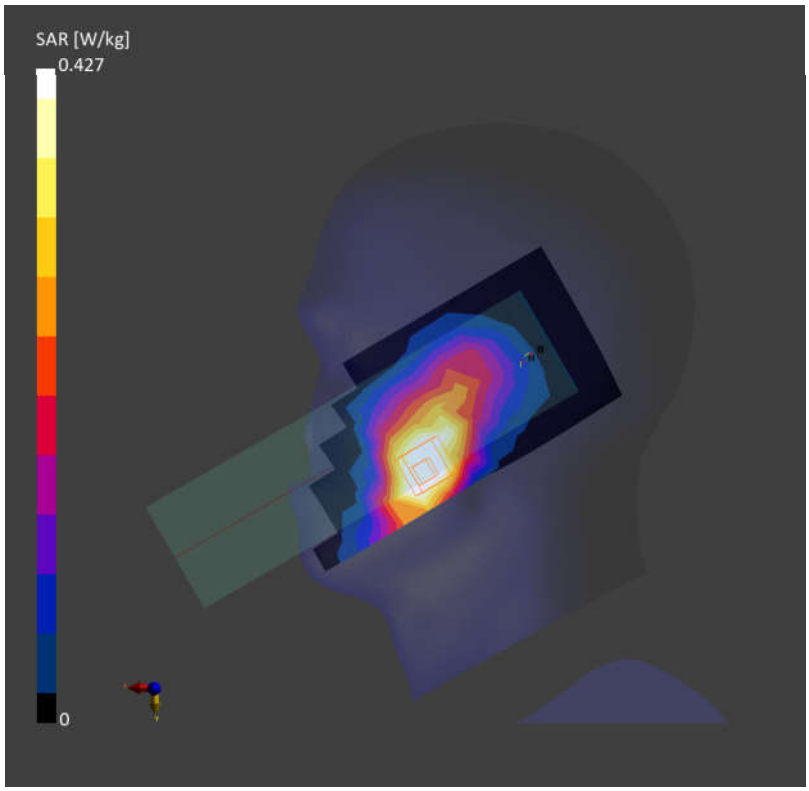

Date: 2024-08-08

12_FR1 n66_40M_108RB_54Offset_Right Cheek_0mm_Ch349000

Communication System: 5G NR (DFT-s-OFDM, 50% RB, 40 MHz, QPSK, 15 kHz)
AntennaCfg:SISO; Frequency: 1745.000 MHz; Duty Cycle: 1:1
Medium: HSL Medium parameters used: f= 1745.000 MHz; σ= 1.35 S/m; ε_r = 40.09
Ambient Temperature: 23.3°C; Liquid Temperature: 22.9°C

DASY6 Configuration:
- Probe: EX3DV4 - SN7706; ConvF(7.87, 9.06, 8.09); Calibrated: 2024-01-24
- Sensor-Surface: 1.4 mm
- Electronics: DAE4 Sn1649; Calibrated: 2024-07-03
- Phantom: Twin-SAM V8.0 (30deg probe tilt); Serial: 2024; Section: RightHead
- Measurement Software: 16.4.0.5005
- UID: 5G NR FR1 FDD, 10934-AAC

Area Scan (90.0 mm x 270.0 mm): Measurement Grid: 15.0 mm x 15.0 mm
SAR (1g) = 0.659 W/kg; SAR (10g) = 0.400 W/kg;

Zoom Scan (30.0 mm x 30.0 mm x 30.0 mm): Measurement Grid: 6.0 mm x 6.0 mm x 1.5 mm
Power Drift = 0.02 dB
SAR (1g) = 0.455 W/kg; SAR (10g) = 0.250 W/kg
Smallest distance from peaks to all points 3 dB below = 15.5 mm
Ratio of SAR at M2 to SAR at M1 = 91.4 %

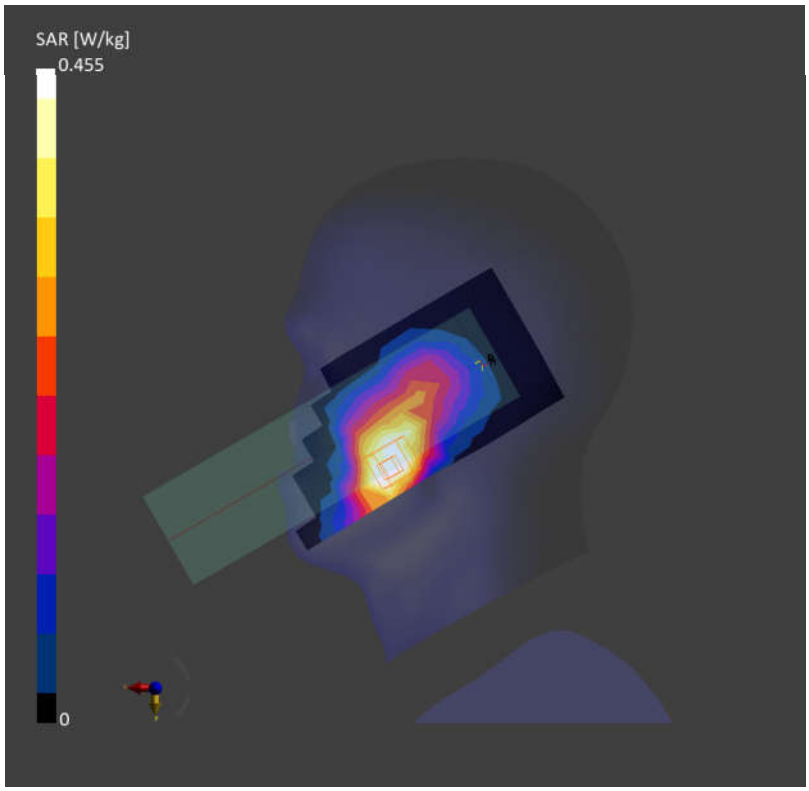

Date: 2024-08-10

13_WCDMA II_RMC 12.2Kbps_Left Cheek_0mm_Ch9400

Communication System: UMTS-FDD (WCDMA); Frequency: 1880.000 MHz; Duty Cycle: 1:1
Medium: HSL Medium parameters used: f= 1880.000 MHz; σ= 1.42 S/m; ε_r = 39.89
Ambient Temperature: 23.3°C; Liquid Temperature: 22.7°C

DASY6 Configuration:
- Probe: EX3DV4 - SN7706; ConvF(7.77, 8.97, 7.88); Calibrated: 2024-01-24
- Sensor-Surface: 1.4 mm
- Electronics: DAE4 Sn1649; Calibrated: 2024-07-03
- Phantom: Twin-SAM V8.0 (30deg probe tilt); Serial: 2024; Section: LeftHead
- Measurement Software: 16.4.0.5005
- UID: WCDMA, 10011-CAC

Area Scan (90.0 mm x 270.0 mm): Measurement Grid: 15.0 mm x 15.0 mm
SAR (1g) = 0.073 W/kg; SAR (10g) = 0.044 W/kg;

Zoom Scan (30.0 mm x 30.0 mm x 30.0 mm): Measurement Grid: 6.0 mm x 6.0 mm x 1.5 mm
Power Drift = 0.02 dB
SAR (1g) = 0.075 W/kg; SAR (10g) = 0.050 W/kg
Smallest distance from peaks to all points 3 dB below = 19.1 mm
Ratio of SAR at M2 to SAR at M1 = 92.2 %

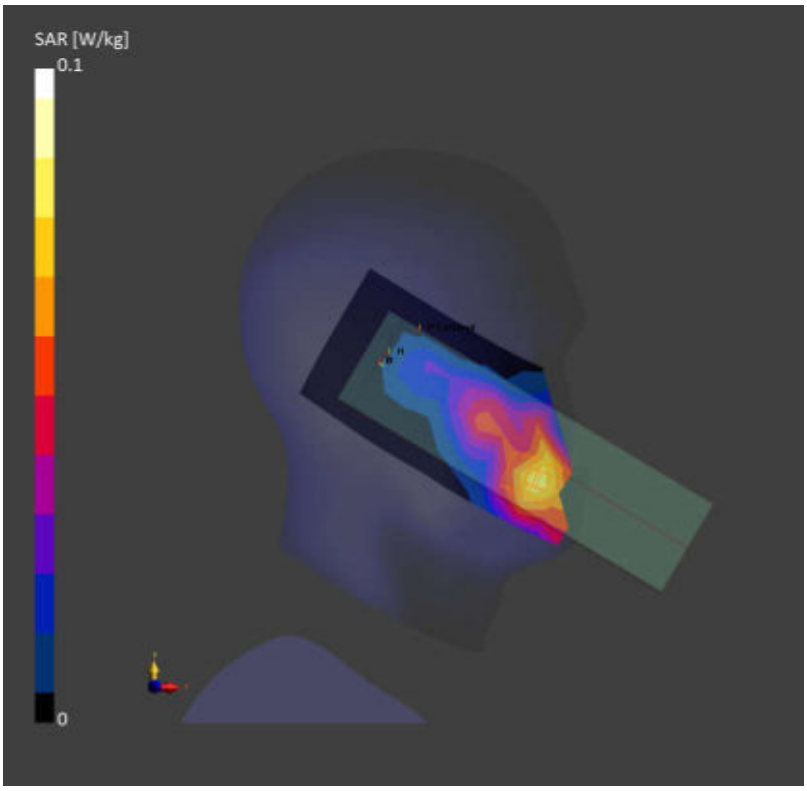

Date: 2024-08-10

14_LTE Band 25_20M_1RB_0Offset_Right Tilted_0mm_Ch26340

Communication System: LTE-FDD (SC-FDMA, 1 RB, 20 MHz, QPSK)
AntennaCfg:SISO; Frequency: 1880.000 MHz; Duty Cycle: 1:1
Medium: HSL Medium parameters used: f= 1880.000 MHz; σ= 1.42 S/m; ε_r = 39.89
Ambient Temperature: 23.3°C; Liquid Temperature: 22.7°C

DASY6 Configuration:
- Probe: EX3DV4 - SN7706; ConvF(7.77, 8.97, 7.88); Calibrated: 2024-01-24
- Sensor-Surface: 1.4 mm
- Electronics: DAE4 Sn1649; Calibrated: 2024-07-03
- Phantom: Twin-SAM V8.0 (30deg probe tilt); Serial: 2024; Section: RightHead
- Measurement Software: 16.4.0.5005
- UID: LTE-FDD, 10169-CAF

Area Scan (90.0 mm x 270.0 mm): Measurement Grid: 15.0 mm x 15.0 mm
SAR (1g) = 0.355 W/kg; SAR (10g) = 0.208 W/kg;

Zoom Scan (30.0 mm x 30.0 mm x 30.0 mm): Measurement Grid: 6.0 mm x 6.0 mm x 1.5 mm
Power Drift = 0.01 dB
SAR (1g) = 0.367 W/kg; SAR (10g) = 0.237 W/kg
Smallest distance from peaks to all points 3 dB below = 14.1 mm
Ratio of SAR at M2 to SAR at M1 = 92.3 %

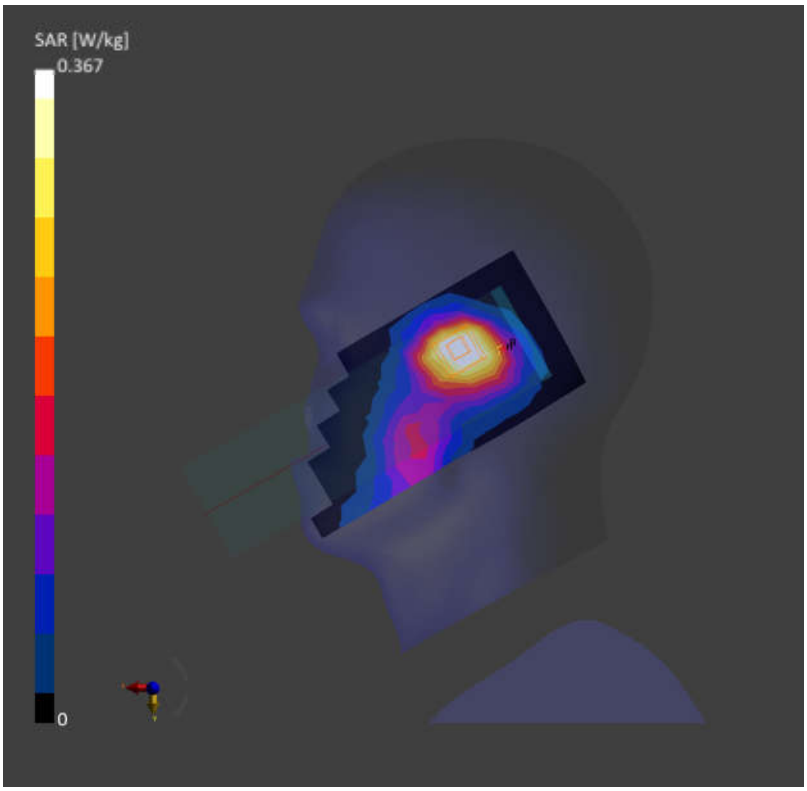

Date: 2024-08-10

15_FR1 n25_40M_1RB_1Offset_Right Cheek_0mm_Ch376500

Communication System: 5G NR (DFT-s-OFDM, 1 RB, 40 MHz, QPSK, 15 kHz)
AntennaCfg:SISO; Frequency: 1882.500 MHz; Duty Cycle: 1:1
Medium: HSL Medium parameters used: f= 1882.500 MHz; σ= 1.42 S/m; ε_r = 39.87
Ambient Temperature: 23.3°C; Liquid Temperature: 22.7°C

DASY6 Configuration:
- Probe: EX3DV4 - SN7706; ConvF(7.77, 8.97, 7.88); Calibrated: 2024-01-24
- Sensor-Surface: 1.4 mm
- Electronics: DAE4 Sn1649; Calibrated: 2024-07-03
- Phantom: Twin-SAM V8.0 (30deg probe tilt); Serial: 2024; Section: RightHead
- Measurement Software: 16.4.0.5005
- UID: 5G NR FR1 FDD, 10934-AAC

Area Scan (90.0 mm x 270.0 mm): Measurement Grid: 15.0 mm x 15.0 mm
SAR (1g) = 0.402 W/kg; SAR (10g) = 0.241 W/kg;

Zoom Scan (30.0 mm x 30.0 mm x 30.0 mm): Measurement Grid: 6.0 mm x 6.0 mm x 1.5 mm
Power Drift = -0.05 dB
SAR (1g) = 0.406 W/kg; SAR (10g) = 0.263 W/kg
Smallest distance from peaks to all points 3 dB below = 13.7 mm
Ratio of SAR at M2 to SAR at M1 = 89.6 %

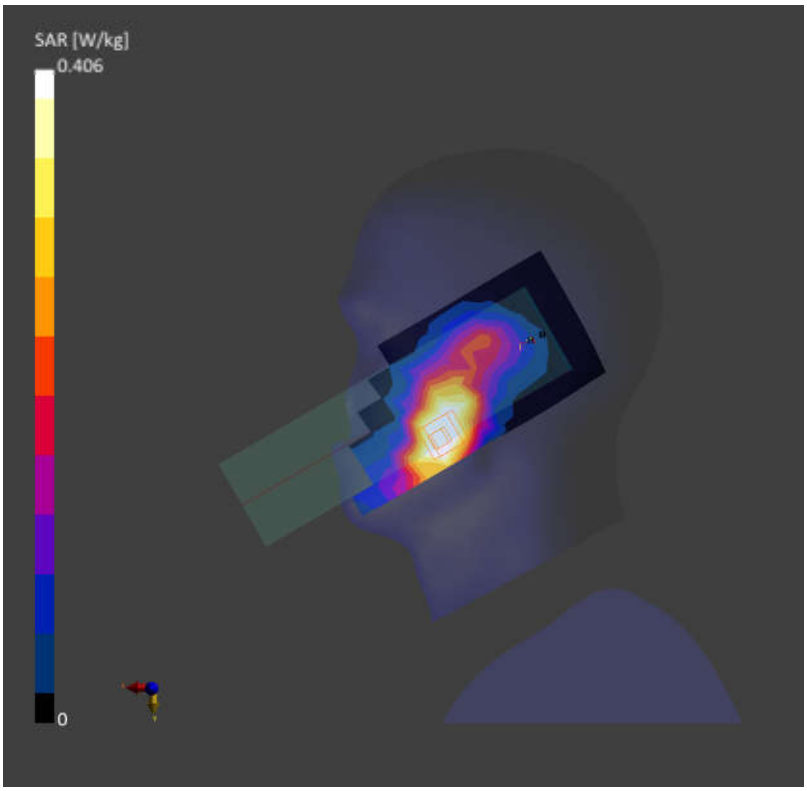

Date: 2024-08-14

16_LTE Band 7_20M_1RB_0Offset_Right Cheek_0mm_Ch21100

Communication System: LTE-FDD (SC-FDMA, 1 RB, 20 MHz, QPSK)
AntennaCfg:SISO; Frequency: 2535.000 MHz; Duty Cycle: 1:1
Medium: HSL Medium parameters used: f= 2535.000 MHz; σ= 1.89 S/m; ε_r = 40.61
Ambient Temperature: 23.3°C; Liquid Temperature: 22.8°C

DASY6 Configuration:
- Probe: EX3DV4 - SN7706; ConvF(7.3, 8.44, 7.37); Calibrated: 2024-01-24
- Sensor-Surface: 1.4 mm
- Electronics: DAE4 Sn1649; Calibrated: 2024-07-03
- Phantom: Twin-SAM V8.0 (30deg probe tilt); Serial: 2024; Section: RightHead
- Measurement Software: 16.4.0.5005
- UID: LTE-FDD, 10169-CAF

Area Scan (100.0 mm x 260.0 mm): Measurement Grid: 10.0 mm x 10.0 mm
SAR (1g) = 0.198 W/kg; SAR (10g) = 0.095 W/kg;

Zoom Scan (30.0 mm x 30.0 mm x 30.0 mm): Measurement Grid: 5.0 mm x 5.0 mm x 1.5 mm
Power Drift = 0.08 dB
SAR (1g) = 0.203 W/kg; SAR (10g) = 0.105 W/kg
Smallest distance from peaks to all points 3 dB below = 10.6 mm
Ratio of SAR at M2 to SAR at M1 = 87.2 %

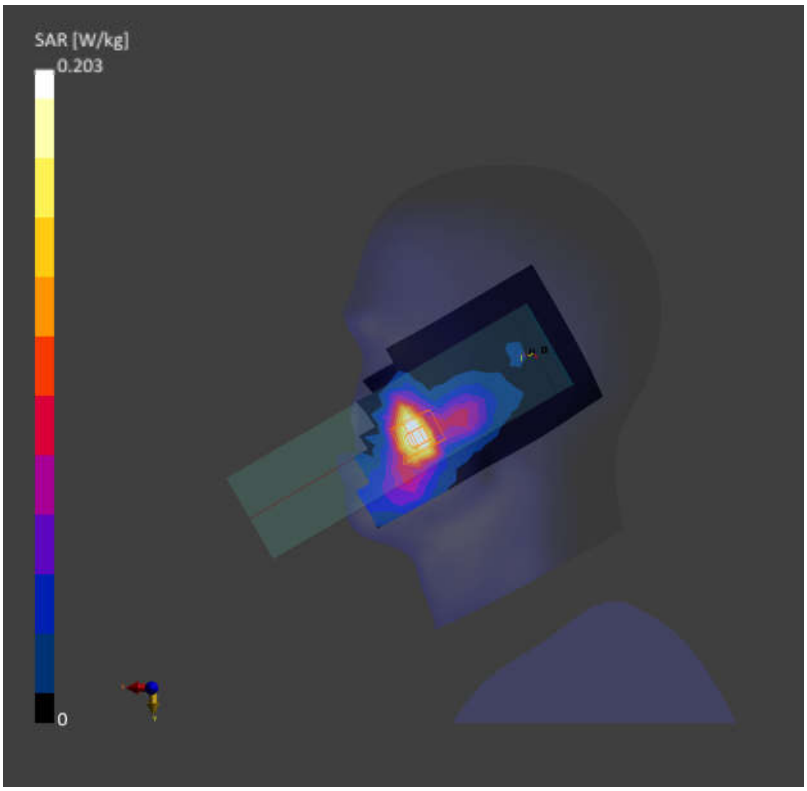

Date: 2024-08-14

17_LTE Band 41_20M_1RB_0Offset_Right Cheek_0mm_Ch40620

Communication System: LTE-TDD (SC-FDMA, 1 RB, 20 MHz, QPSK)
AntennaCfg:SISO; Frequency: 2593.000 MHz; Duty Cycle: 1:1.59
Medium: HSL Medium parameters used: f= 2593.000 MHz; σ= 1.95 S/m; ε_r = 40.39
Ambient Temperature: 23.3°C; Liquid Temperature: 22.8°C

DASY6 Configuration:
- Probe: EX3DV4 - SN7706; ConvF(7.3, 8.44, 7.37); Calibrated: 2024-01-24
- Sensor-Surface: 1.4 mm
- Electronics: DAE4 Sn1649; Calibrated: 2024-07-03
- Phantom: Twin-SAM V8.0 (30deg probe tilt); Serial: 2024; Section: RightHead
- Measurement Software: 16.4.0.5005
- UID: LTE-TDD, 10172-CAH

Area Scan (100.0 mm x 260.0 mm): Measurement Grid: 10.0 mm x 10.0 mm
SAR (1g) = 0.113 W/kg; SAR (10g) = 0.052 W/kg;

Zoom Scan (30.0 mm x 30.0 mm x 30.0 mm): Measurement Grid: 5.0 mm x 5.0 mm x 1.5 mm
Power Drift = 0.15 dB
SAR (1g) = 0.115 W/kg; SAR (10g) = 0.058 W/kg
Smallest distance from peaks to all points 3 dB below = 10.0 mm
Ratio of SAR at M2 to SAR at M1 = 87.1 %

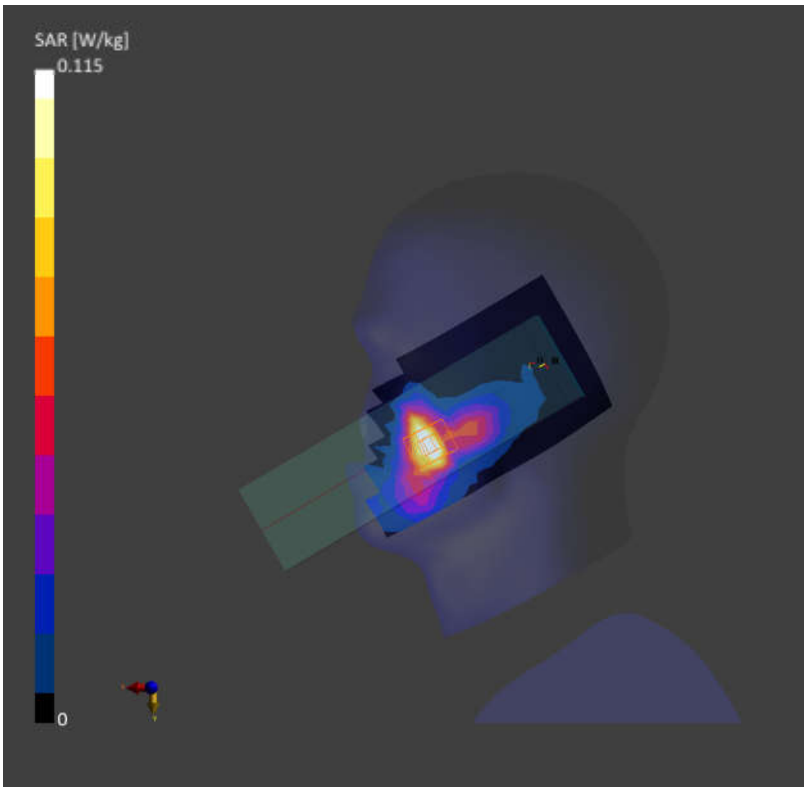

Date: 2024-08-14

18_FR1 n7_40M_108RB_54Offset_Right Cheek_0mm_Ch507000

Communication System: 5G NR (DFT-s-OFDM, 50% RB, 40 MHz, QPSK, 15 kHz)
AntennaCfg:SISO; Frequency: 2535.000 MHz; Duty Cycle: 1:1
Medium: HSL Medium parameters used: f= 2535.000 MHz; σ= 1.89 S/m; ε_r = 40.61
Ambient Temperature: 23.3°C; Liquid Temperature: 22.8°C

DASY6 Configuration:
- Probe: EX3DV4 - SN7706; ConvF(7.3, 8.44, 7.37); Calibrated: 2024-01-24
- Sensor-Surface: 1.4 mm
- Electronics: DAE4 Sn1649; Calibrated: 2024-07-03
- Phantom: Twin-SAM V8.0 (30deg probe tilt); Serial: 2024; Section: RightHead
- Measurement Software: 16.4.0.5005
- UID: 5G NR FR1 FDD, 10934-AAC

Area Scan (100.0 mm x 260.0 mm): Measurement Grid: 10.0 mm x 10.0 mm
SAR (1g) = 0.187 W/kg; SAR (10g) = 0.092 W/kg;

Zoom Scan (30.0 mm x 30.0 mm x 30.0 mm): Measurement Grid: 5.0 mm x 5.0 mm x 1.5 mm
Power Drift = -0.04 dB
SAR (1g) = 0.203 W/kg; SAR (10g) = 0.103 W/kg
Smallest distance from peaks to all points 3 dB below = 10.6 mm
Ratio of SAR at M2 to SAR at M1 = 89.1 %

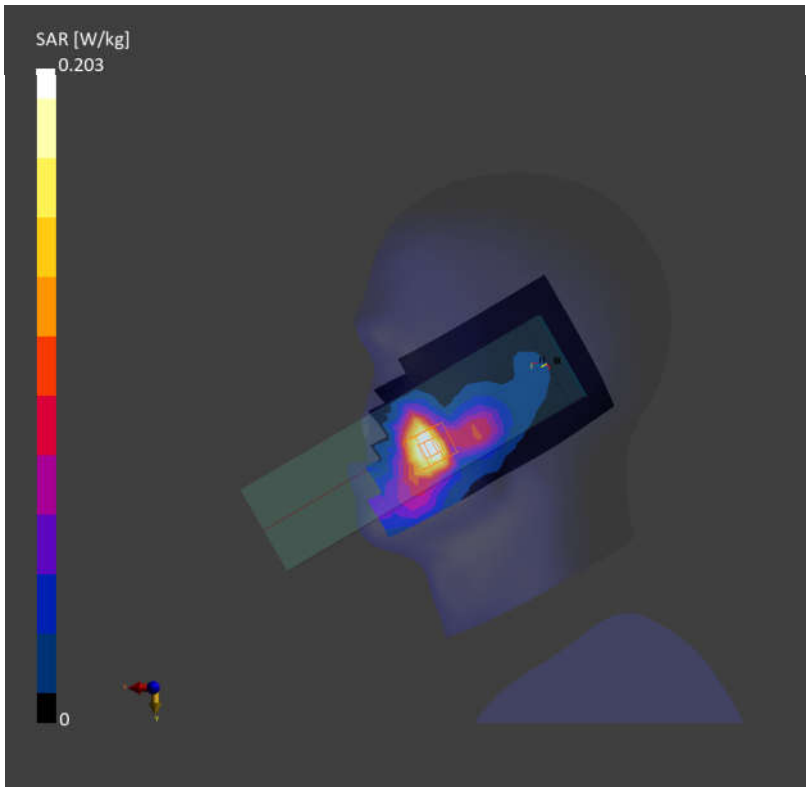

Date: 2024-08-14

19_FR1 n41_100M_1RB_1Offset_Right Cheek_0mm_Ch518598

Communication System: 5G NR (DFT-s-OFDM, 1 RB, 100 MHz, QPSK, 30 kHz)
AntennaCfg:SISO; Frequency: 2592.990 MHz; Duty Cycle: 1:1
Medium: HSL Medium parameters used: f= 2592.990 MHz; σ= 1.95 S/m; ε_r = 40.39
Ambient Temperature: 23.3°C; Liquid Temperature: 22.8°C

DASY6 Configuration:
- Probe: EX3DV4 - SN7706; ConvF(7.3, 8.44, 7.37); Calibrated: 2024-01-24
- Sensor-Surface: 1.4 mm
- Electronics: DAE4 Sn1649; Calibrated: 2024-07-03
- Phantom: Twin-SAM V8.0 (30deg probe tilt); Serial: 2024; Section: RightHead
- Measurement Software: 16.4.0.5005
- UID: 5G NR FR1 TDD, 10866-AAF

Area Scan (100.0 mm x 260.0 mm): Measurement Grid: 10.0 mm x 10.0 mm
SAR (1g) = 0.216 W/kg; SAR (10g) = 0.102 W/kg;

Zoom Scan (30.0 mm x 30.0 mm x 30.0 mm): Measurement Grid: 5.0 mm x 5.0 mm x 1.5 mm
Power Drift = 0.03 dB
SAR (1g) = 0.225 W/kg; SAR (10g) = 0.115 W/kg
Smallest distance from peaks to all points 3 dB below = 10.1 mm
Ratio of SAR at M2 to SAR at M1 = 87.4 %

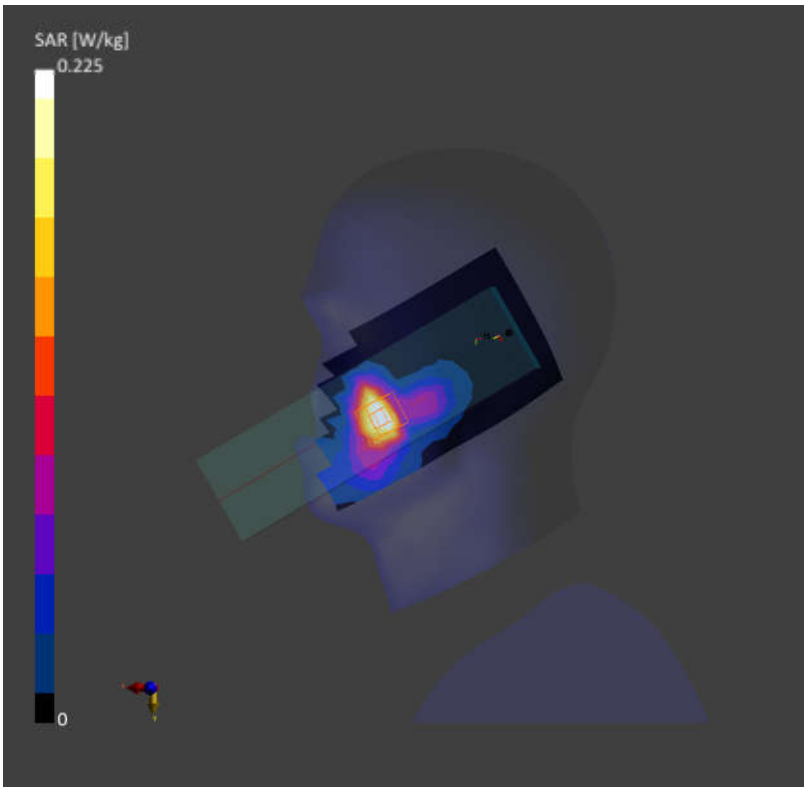

Date: 2024-08-16

20_LTE Band 42_20M_1RB_0Offset_Left Cheek_0mm_Ch42190

Communication System: LTE-TDD (SC-FDMA, 1 RB, 20 MHz, QPSK)
AntennaCfg:SISO; Frequency: 3460.000 MHz; Duty Cycle: 1:1.59
Medium: HSL Medium parameters used: f= 3460.000 MHz; σ= 2.84 S/m; ε_r = 38.61
Ambient Temperature: 23.3°C; Liquid Temperature: 22.9°C

DASY6 Configuration:
- Probe: EX3DV4 - SN7706; ConvF(6.99, 8.16, 7.09); Calibrated: 2024-01-24
- Sensor-Surface: 1.4 mm
- Electronics: DAE4 Sn1649; Calibrated: 2024-07-03
- Phantom: Twin-SAM V8.0 (30deg probe tilt); Serial: 2024; Section: LeftHead
- Measurement Software: 16.4.0.5005
- UID: LTE-TDD, 10172-CAH

Area Scan (100.0 mm x 260.0 mm): Measurement Grid: 10.0 mm x 10.0 mm
SAR (1g) = 0.240 W/kg; SAR (10g) = 0.111 W/kg;

Zoom Scan (28.0 mm x 28.0 mm x 28.0 mm): Measurement Grid: 5.0 mm x 5.0 mm x 1.4 mm
Power Drift = 0.01 dB
SAR (1g) = 0.250 W/kg; SAR (10g) = 0.120 W/kg
Smallest distance from peaks to all points 3 dB below = 11.0 mm
Ratio of SAR at M2 to SAR at M1 = 82.9 %

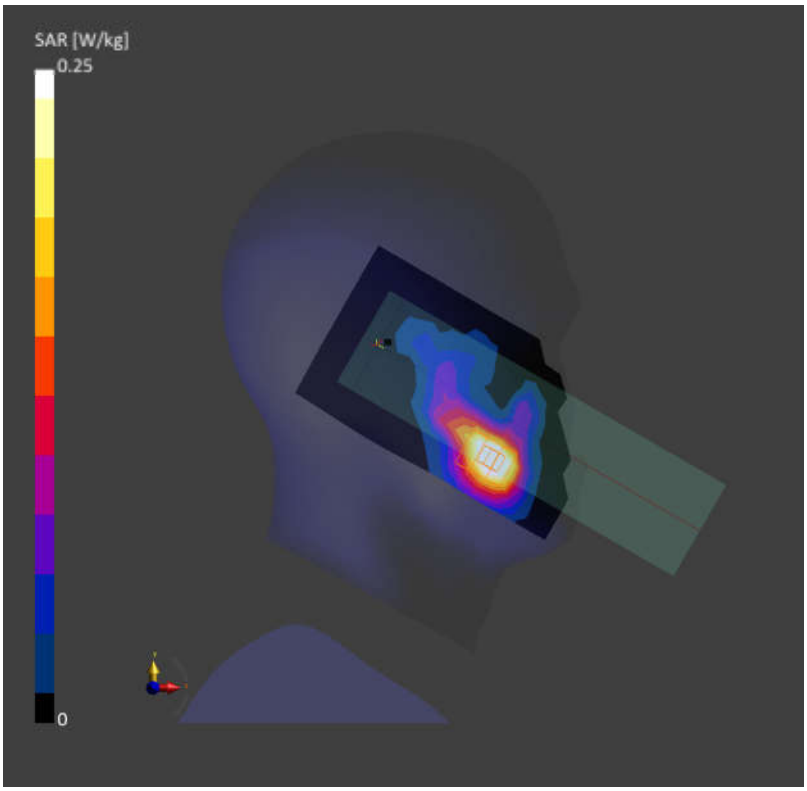

Date: 2024-08-18

21_LTE Band 48_20M_1RB_0Offset_Left Cheek_0mm_Ch55830

Communication System: LTE-TDD (SC-FDMA, 1 RB, 20 MHz, QPSK)
AntennaCfg:SISO; Frequency: 3609.000 MHz; Duty Cycle: 1:1.59
Medium: HSL Medium parameters used: f= 3609.000 MHz; σ= 2.99 S/m; ε_r = 38.24
Ambient Temperature: 23.3°C; Liquid Temperature: 22.7°C

DASY6 Configuration:
- Probe: EX3DV4 - SN7706; ConvF(6.89, 8.06, 7.01); Calibrated: 2024-01-24
- Sensor-Surface: 1.4 mm
- Electronics: DAE4 Sn1649; Calibrated: 2024-07-03
- Phantom: Twin-SAM V8.0 (30deg probe tilt); Serial: 2024; Section: LeftHead
- Measurement Software: 16.4.0.5005
- UID: LTE-TDD, 10172-CAH

Area Scan (100.0 mm x 260.0 mm): Measurement Grid: 10.0 mm x 10.0 mm
SAR (1g) = 0.280 W/kg; SAR (10g) = 0.128 W/kg;

Zoom Scan (28.0 mm x 28.0 mm x 28.0 mm): Measurement Grid: 5.0 mm x 5.0 mm x 1.4 mm
Power Drift = 0.16 dB
SAR (1g) = 0.415 W/kg; SAR (10g) = 0.165 W/kg
Smallest distance from peaks to all points 3 dB below = 12.2 mm
Ratio of SAR at M2 to SAR at M1 = 82.6 %

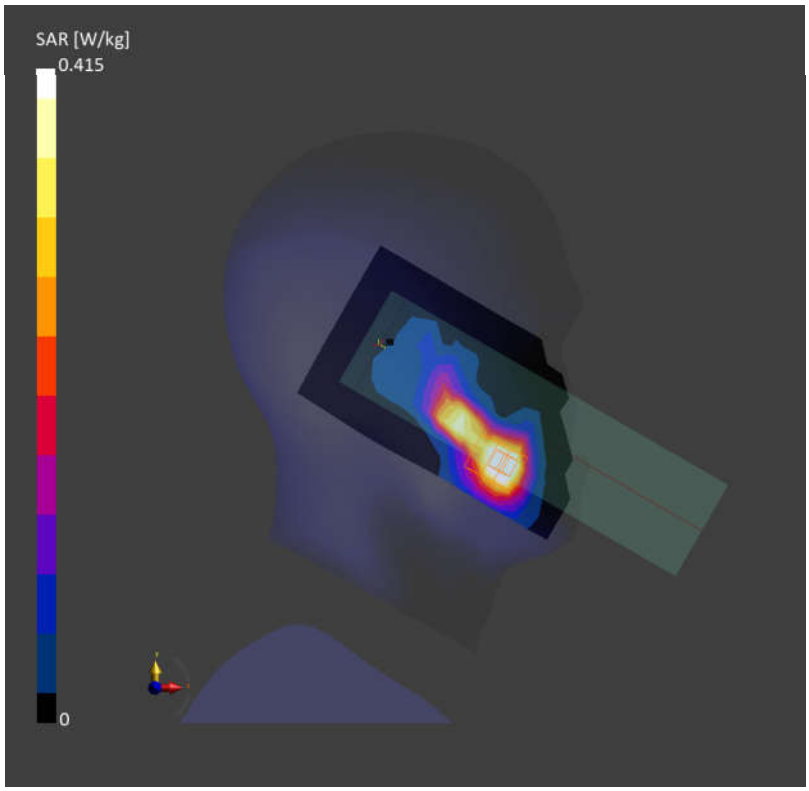

Date: 2024-08-18

22_FR1 n48_40M_1RB_1Offset_Left Cheek_0mm_Ch641666

Communication System: 5G NR (CP-OFDM, 1 RB, 40 MHz, QPSK, 30 kHz)
AntennaCfg:SISO; Frequency: 3624.985 MHz; Duty Cycle: 1:1
Medium: HSL Medium parameters used: f= 3624.985 MHz; σ= 3.00 S/m; ε_r = 38.21
Ambient Temperature: 23.3°C; Liquid Temperature: 22.7°C

DASY6 Configuration:
- Probe: EX3DV4 - SN7706; ConvF(6.89, 8.06, 7.01); Calibrated: 2024-01-24
- Sensor-Surface: 1.4 mm
- Electronics: DAE4 Sn1649; Calibrated: 2024-07-03
- Phantom: Twin-SAM V8.0 (30deg probe tilt); Serial: 2024; Section: LeftHead
- Measurement Software: 16.4.0.5005
- UID: 5G NR FR1 TDD, 10803-AAF

Area Scan (100.0 mm x 260.0 mm): Measurement Grid: 10.0 mm x 10.0 mm
SAR (1g) = 0.936 W/kg; SAR (10g) = 0.395 W/kg;

Zoom Scan (28.0 mm x 28.0 mm x 28.0 mm): Measurement Grid: 5.0 mm x 5.0 mm x 1.4 mm
Power Drift = 0.08 dB
SAR (1g) = 1.02 W/kg; SAR (10g) = 0.436 W/kg
Smallest distance from peaks to all points 3 dB below = 9.2 mm
Ratio of SAR at M2 to SAR at M1 = 82.1 %

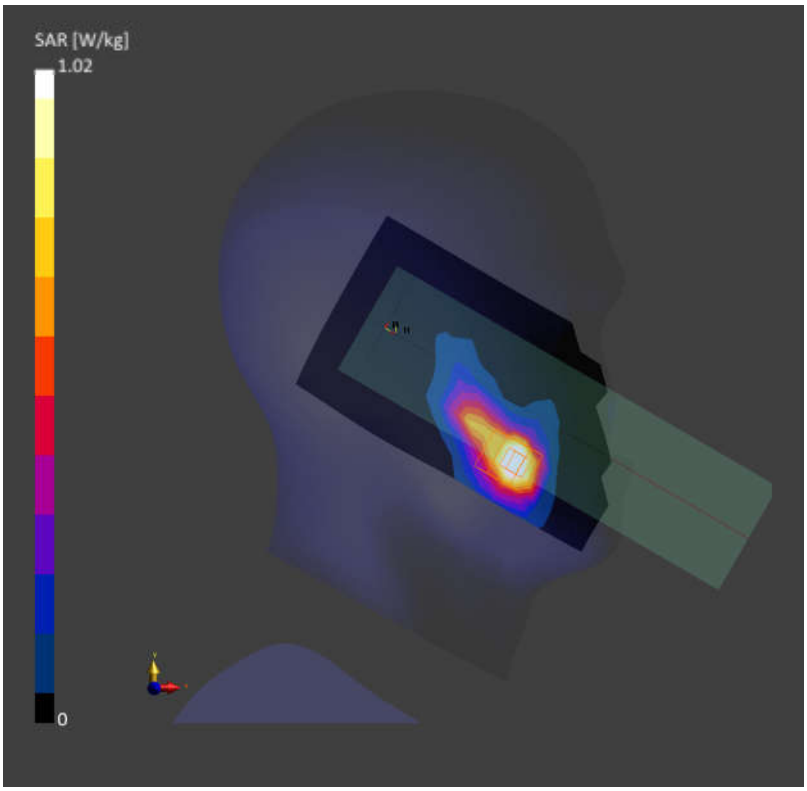

Date: 2024-08-20

23_FR1 n77_100M_1RB_1Offset_Left Cheek_0mm_Ch656000

Communication System: 5G NR (DFT-s-OFDM, 1 RB, 100 MHz, QPSK, 30 kHz)
AntennaCfg:SISO; Frequency: 3840.000 MHz; Duty Cycle: 1:1
Medium: HSL Medium parameters used: f= 3840.000 MHz; σ= 3.09 S/m; ε_r = 38.5
Ambient Temperature: 23.3°C; Liquid Temperature: 22.8°C

DASY6 Configuration:
- Probe: EX3DV4 - SN7706; ConvF(6.83, 7.98, 6.94); Calibrated: 2024-01-24
- Sensor-Surface: 1.4 mm
- Electronics: DAE4 Sn1649; Calibrated: 2024-07-03
- Phantom: Twin-SAM V8.0 (30deg probe tilt); Serial: 2024; Section: LeftHead
- Measurement Software: 16.4.0.5005
- UID: 5G NR FR1 TDD, 10866-AAF

Area Scan (100.0 mm x 260.0 mm): Measurement Grid: 10.0 mm x 10.0 mm
SAR (1g) = 0.887 W/kg; SAR (10g) = 0.352 W/kg;

Zoom Scan (28.0 mm x 28.0 mm x 28.0 mm): Measurement Grid: 5.0 mm x 5.0 mm x 1.4 mm
Power Drift = 0.02 dB
SAR (1g) = 0.933 W/kg; SAR (10g) = 0.371 W/kg
Smallest distance from peaks to all points 3 dB below = 9.6 mm
Ratio of SAR at M2 to SAR at M1 = 80.6 %

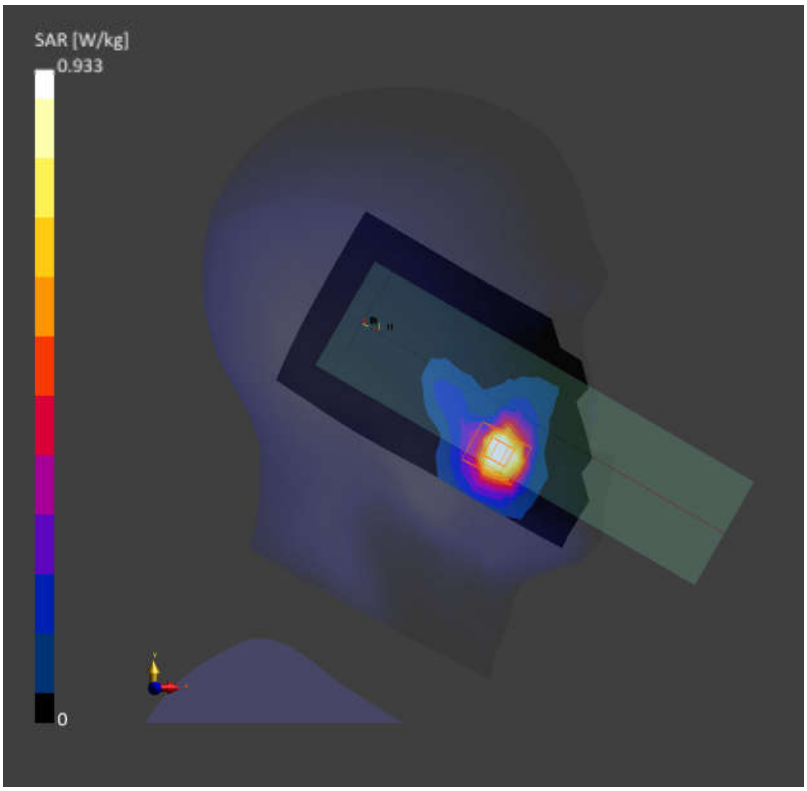

Date: 2024-08-12

24_WLAN2.4GHz_802.11b 1Mbps_Left Cheek_0mm_Ch1

Communication System: IEEE 802.11b WiFi 2.4 GHz (DSSS, 1 Mbps, 99pc duty cycle)
Frequency:2412.000 MHz; Duty Cycle: 1:1.013
Medium: HSL Medium parameters used: f= 2412.000 MHz; σ= 1.81 S/m; ε_r = 38.59
Ambient Temperature: 23.3°C; Liquid Temperature: 22.6°C

DASY6 Configuration:
- Probe: EX3DV4 - SN7706; ConvF(7.47, 8.61, 7.55); Calibrated: 2024-01-24
- Sensor-Surface: 1.4 mm
- Electronics: DAE4 Sn1649; Calibrated: 2024-07-03
- Phantom: Twin-SAM V8.0 (30deg probe tilt); Serial: 2024; Section: LeftHead
- Measurement Software: 16.4.0.5005
- UID: WLAN, 10415-AAA

Area Scan (100.0 mm x 260.0 mm): Measurement Grid: 10.0 mm x 10.0 mm
SAR (1g) = 0.277 W/kg; SAR (10g) = 0.149 W/kg;

Zoom Scan (30.0 mm x 30.0 mm x 30.0 mm): Measurement Grid: 5.0 mm x 5.0 mm x 1.5 mm
Power Drift = 0.03 dB
SAR (1g) = 0.286 W/kg; SAR (10g) = 0.164 W/kg
Smallest distance from peaks to all points 3 dB below = 11.0 mm
Ratio of SAR at M2 to SAR at M1 = 84.3 %

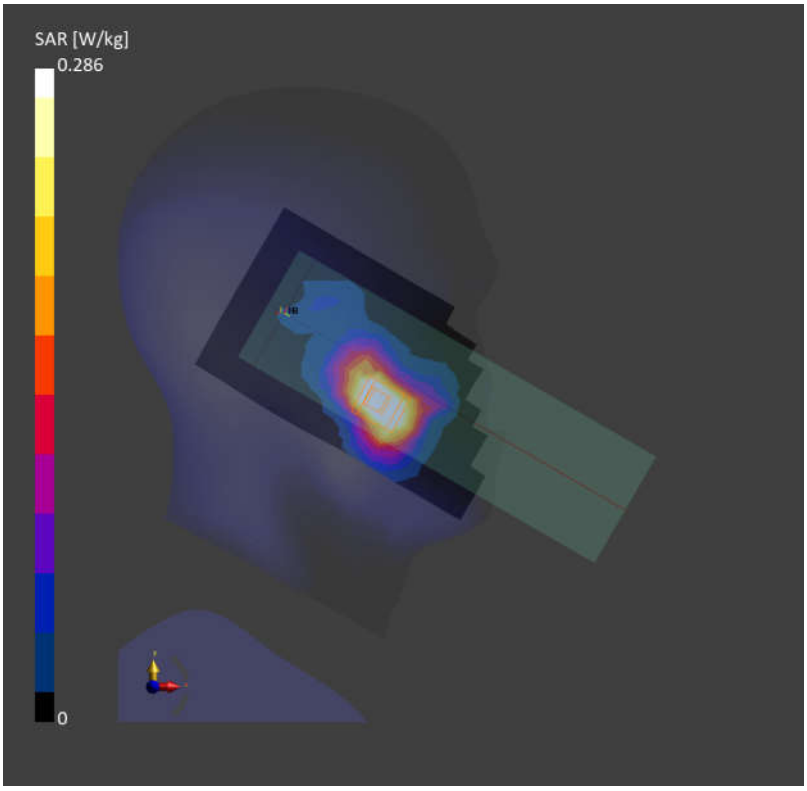

Date: 2024-08-12

25_Bluetooth_1Mbps_Left Cheek_0mm_Ch39

Communication System: IEEE 802.15.1 Bluetooth (GFSK, DH5)
Frequency: 2441.000 MHz; DutyCycle: 1:1.288
Medium: HSL Medium parameters used: f= 2441.000 MHz; σ= 1.85 S/m; ε_r = 38.48
Ambient Temperature: 23.3°C; Liquid Temperature: 22.6°C

DASY6 Configuration:
- Probe: EX3DV4 - SN7706; ConvF(7.47, 8.61, 7.55); Calibrated: 2024-01-24
- Sensor-Surface: 1.4 mm
- Electronics: DAE4 Sn1649; Calibrated: 2024-07-03
- Phantom: Twin-SAM V8.0 (30deg probe tilt); Serial: 2024; Section: LeftHead
- Measurement Software: 16.4.0.5005
- UID: Bluetooth, 10032-CAA

Area Scan (100.0 mm x 260.0 mm): Measurement Grid: 10.0 mm x 10.0 mm
SAR (1g) = 0.040 W/kg; SAR (10g) = 0.020 W/kg;

Zoom Scan (30.0 mm x 30.0 mm x 30.0 mm): Measurement Grid: 5.0 mm x 5.0 mm x 1.5 mm
Power Drift = 0.05 dB
SAR (1g) = 0.041 W/kg; SAR (10g) = 0.024 W/kg
Smallest distance from peaks to all points 3 dB below = 10.6 mm
Ratio of SAR at M2 to SAR at M1 = 86.8 %

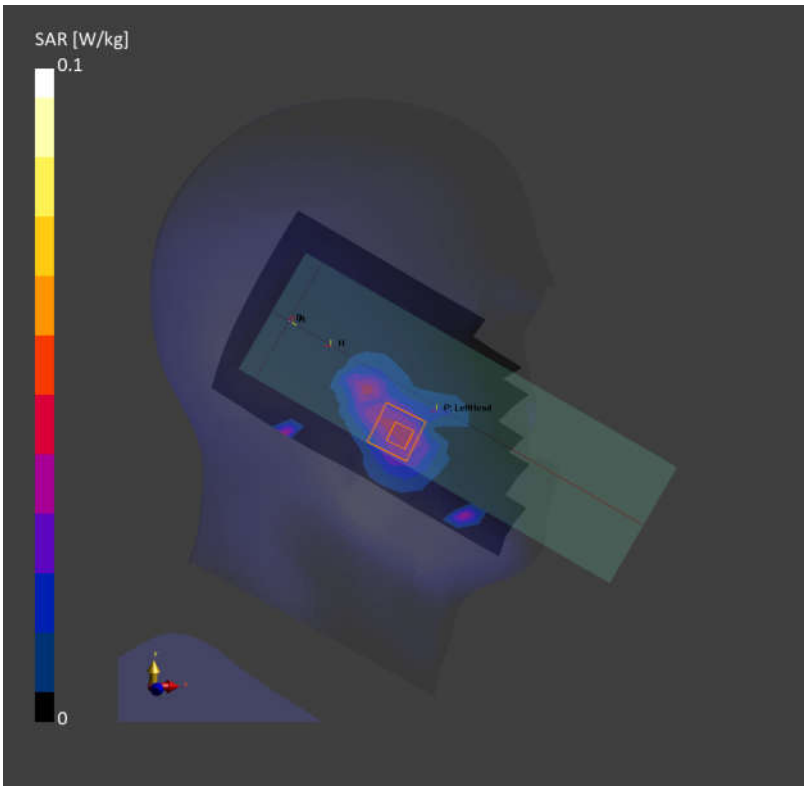

Date: 2024-08-22

26_WLAN5GHz_802.11n-HT40 MCS0_Left Cheek_0mm_Ch54

Communication System: IEEE 802.11n (HT Mixed, 40MHz, MCS0, 90pc duty cycle)
Frequency:5270.000 MHz; Duty Cycle: 1:1.04
Medium: HSL Medium parameters used: f= 5270.000 MHz; σ= 4.63 S/m; ε_r = 35.3
Ambient Temperature: 23.3°C; Liquid Temperature: 22.6°C

DASY6 Configuration:
- Probe: EX3DV4 - SN7706; ConvF(5.84, 6.82, 5.88); Calibrated: 2024-01-24
- Sensor-Surface: 1.4 mm
- Electronics: DAE4 Sn1649; Calibrated: 2024-07-03
- Phantom: Twin-SAM V8.0 (30deg probe tilt); Serial: 2024; Section: LeftHead
- Measurement Software: 16.4.0.5005
- UID: WLAN, 10599-AAD

Area Scan (100.0 mm x 260.0 mm): Measurement Grid: 10.0 mm x 10.0 mm
SAR (1g) = 0.661 W/kg; SAR (10g) = 0.239 W/kg;

Zoom Scan (24.0 mm x 22.0 mm x 22.0 mm): Measurement Grid: 4.0 mm x 4.0 mm x 1.4 mm
Power Drift = 0.01 dB
SAR (1g) = 0.774 W/kg; SAR (10g) = 0.278 W/kg
Smallest distance from peaks to all points 3 dB below = 8.4 mm
Ratio of SAR at M2 to SAR at M1 = 69.1 %

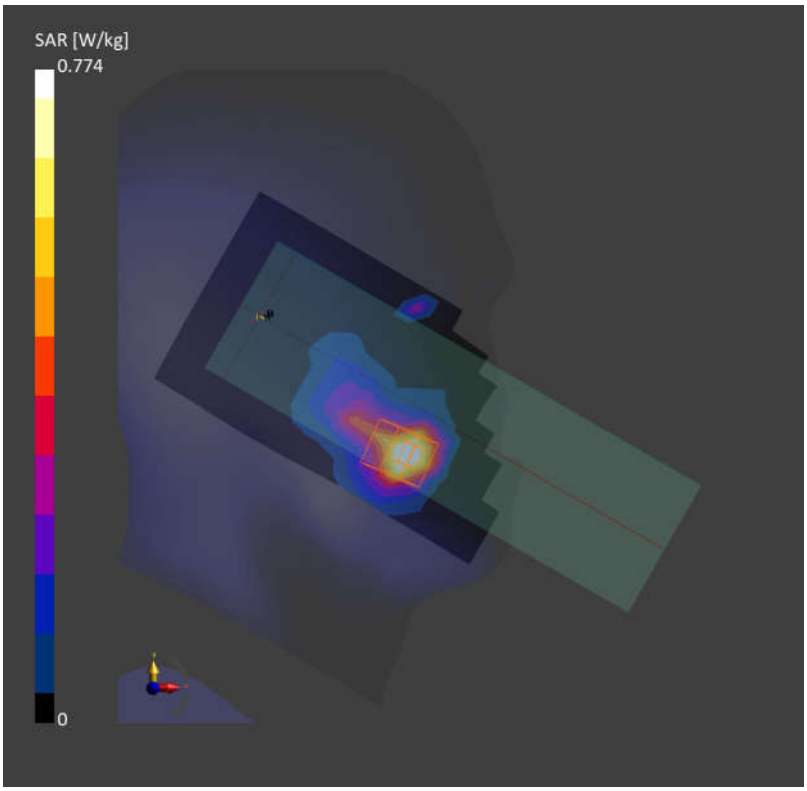

Date: 2024-08-24

27_WLAN5GHz_802.11n-HT40 MCS0_Left Cheek_0mm_Ch110

Communication System: IEEE 802.11n (HT Mixed, 40MHz, MCS0, 90pc duty cycle)
Frequency:5550.000 MHz; Duty Cycle: 1:1.04
Medium: HSL Medium parameters used: f= 5550.000 MHz; σ= 4.85 S/m; ε_r = 35
Ambient Temperature: 23.3°C; Liquid Temperature: 22.9°C

DASY6 Configuration:
- Probe: EX3DV4 - SN7706; ConvF(4.83, 5.71, 4.9); Calibrated: 2024-01-24
- Sensor-Surface: 1.4 mm
- Electronics: DAE4 Sn1649; Calibrated: 2024-07-03
- Phantom: Twin-SAM V8.0 (30deg probe tilt); Serial: 2024; Section: LeftHead
- Measurement Software: 16.4.0.5005
- UID: WLAN, 10599-AAD

Area Scan (100.0 mm x 260.0 mm): Measurement Grid: 10.0 mm x 10.0 mm
SAR (1g) = 0.765 W/kg; SAR (10g) = 0.269 W/kg;

Zoom Scan (24.0 mm x 22.0 mm x 22.0 mm): Measurement Grid: 4.0 mm x 4.0 mm x 1.4 mm
Power Drift = 0.03 dB
SAR (1g) = 0.814 W/kg; SAR (10g) = 0.280 W/kg
Smallest distance from peaks to all points 3 dB below = 7.7 mm
Ratio of SAR at M2 to SAR at M1 = 71.6 %

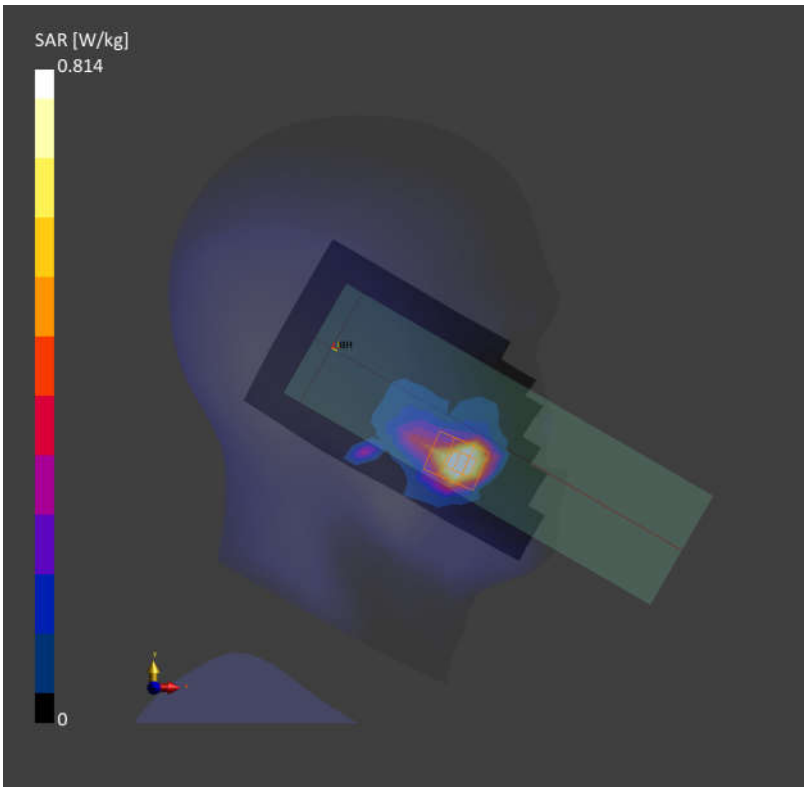

Date: 2024-08-26

28_WLAN5GHz_802.11n-HT40 MCS0_Left Cheek_0mm_Ch151

Communication System: IEEE 802.11n (HT Mixed, 40MHz, MCS0, 90pc duty cycle)
Frequency: 5755.000 MHz; Duty Cycle: 1:1.04
Medium: HSL Medium parameters used: f= 5755.000 MHz; σ= 5.12 S/m; ε_r= 34.57
Ambient Temperature: 23.3°C; Liquid Temperature: 22.8°C

DASY6 Configuration:
- Probe: EX3DV4 - SN7706; ConvF(5.03, 5.88, 5.16); Calibrated: 2024-01-24
- Sensor-Surface: 1.4 mm
- Electronics: DAE4 Sn1649; Calibrated: 2024-07-03
- Phantom: Twin-SAM V8.0 (30deg probe tilt); Serial: 2024; Section: LeftHead
- Measurement Software: 16.4.0.5005
- UID: WLAN, 10599-AAD

Area Scan (100.0 mm x 260.0 mm): Measurement Grid: 10.0 mm x 10.0 mm
SAR (1g) = 0.480 W/kg; SAR (10g) = 0.179 W/kg;

Zoom Scan (24.0 mm x 22.0 mm x 22.0 mm): Measurement Grid: 4.0 mm x 4.0 mm x 1.4 mm
Power Drift = -0.05 dB
SAR (1g) = 0.649 W/kg; SAR (10g) = 0.215 W/kg
Smallest distance from peaks to all points 3 dB below = 8.0 mm
Ratio of SAR at M2 to SAR at M1 = 68.6 %

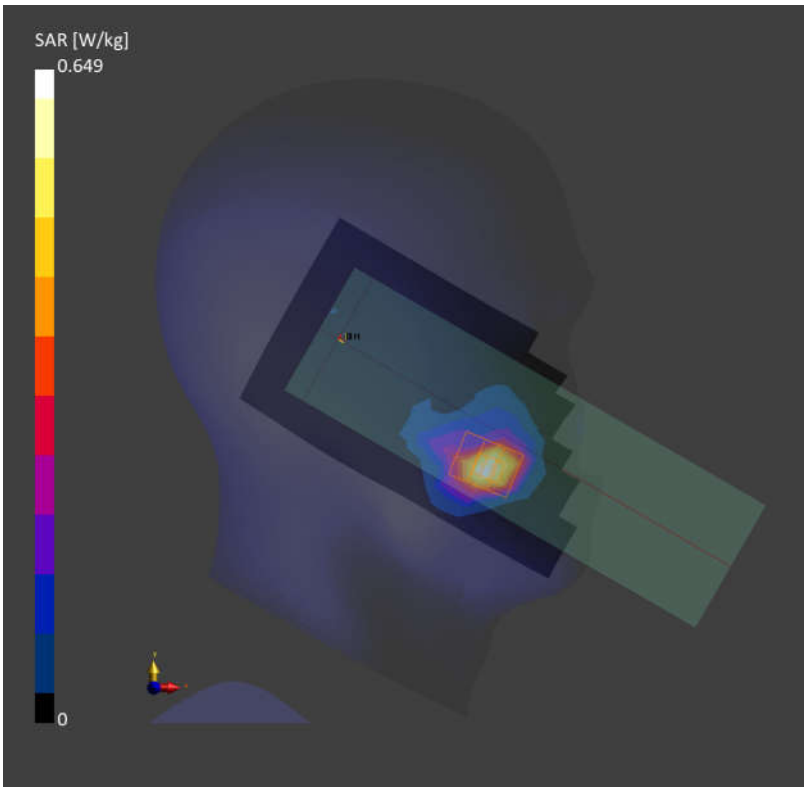

Test Laboratory: Sporton International Inc. SAR/HAC Testing Lab Date: 2024/8/6

29_LTE Band 12_10M_QPSK_1RB_0Offset_Back_10mm_Ch23095

Communication System: UID 0, LTE-FDD (0); Frequency: 707.5 MHz;Duty Cycle: 1:1
Medium: HSL_750 Medium parameters used: f = 707.5 MHz; σ = 0.863 S/m; ε_r = 42.575; ρ = 1000 kg/m^3
Ambient Temperature：23.3 ℃; Liquid Temperature：22.6 ℃

DASY5 Configuration:
- Probe: EX3DV4 - SN3857; ConvF(9.21, 8.75, 9.15); Calibrated: 2024/1/22
- Sensor-Surface: 1.4mm (Mechanical Surface Detection)
- Electronics: DAE4 Sn1650; Calibrated: 2023/9/13
- Phantom: SAM Twin Phantom; Type: SAM Twin; Serial: TP-1697
- Measurement SW: DASY52, Version 52.10 (4); SEMCAD X Version 14.6.14 (7501)

Area Scan (61x111x1): Interpolated grid: dx=1.500 mm, dy=1.500 mm
Maximum value of SAR (interpolated) = 0.678 W/kg

Zoom Scan (5x5x7)/Cube 0: Measurement grid: dx=8mm, dy=8mm, dz=5mm
Reference Value = 27.82 V/m; Power Drift = 0.08 dB
Peak SAR (extrapolated) = 0.813 W/kg
SAR(1 g) = 0.604 W/kg; SAR(10 g) = 0.441 W/kg
Smallest distance from peaks to all points 3 dB below: Larger than measurement grid (> 16 mm)
Ratio of SAR at M2 to SAR at M1 = 74.1%
Maximum value of SAR (measured) = 0.677 W/kg

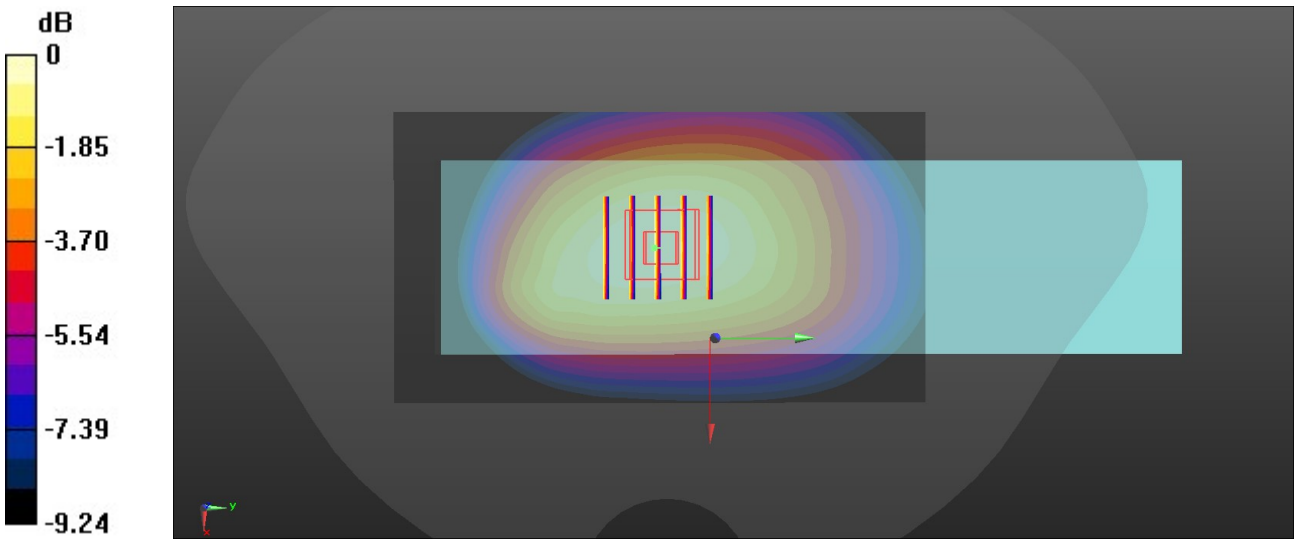

0 dB = 0.677 W/kg = -1.69 dBW/kg

Test Laboratory: Sporton International Inc. SAR/HAC Testing Lab Date: 2024/8/6

30_FR1 n71_20M_QPSK_1RB_1Offset_Back_10mm_Ch136100

Communication System: UID 0, 5G NR (0); Frequency: 680.5 MHz;Duty Cycle: 1:1
Medium: HSL_750 Medium parameters used: f = 680.5 MHz; σ = 0.862 S/m; ε_r = 42.796; ρ = 1000 kg/m^3
Ambient Temperature：23.3 ℃; Liquid Temperature：22.6 ℃

DASY5 Configuration:
- Probe: EX3DV4 - SN3857; ConvF(9.21, 8.75, 9.15); Calibrated: 2024/1/22
- Sensor-Surface: 1.4mm (Mechanical Surface Detection)
- Electronics: DAE4 Sn1650; Calibrated: 2023/9/13
- Phantom: SAM Twin Phantom; Type: SAM Twin; Serial: TP-1697
- Measurement SW: DASY52, Version 52.10 (4); SEMCAD X Version 14.6.14 (7501)

Area Scan (61x111x1): Interpolated grid: dx=1.500 mm, dy=1.500 mm
Maximum value of SAR (interpolated) = 0.806 W/kg

Zoom Scan (5x5x7)/Cube 0: Measurement grid: dx=8mm, dy=8mm, dz=5mm
Reference Value = 28.31 V/m; Power Drift = -0.09 dB
Peak SAR (extrapolated) = 0.990 W/kg
SAR(1 g) = 0.733 W/kg; SAR(10 g) = 0.529 W/kg
Smallest distance from peaks to all points 3 dB below: Larger than measurement grid (> 16 mm)
Ratio of SAR at M2 to SAR at M1 = 73.9%
Maximum value of SAR (measured) = 0.828 W/kg

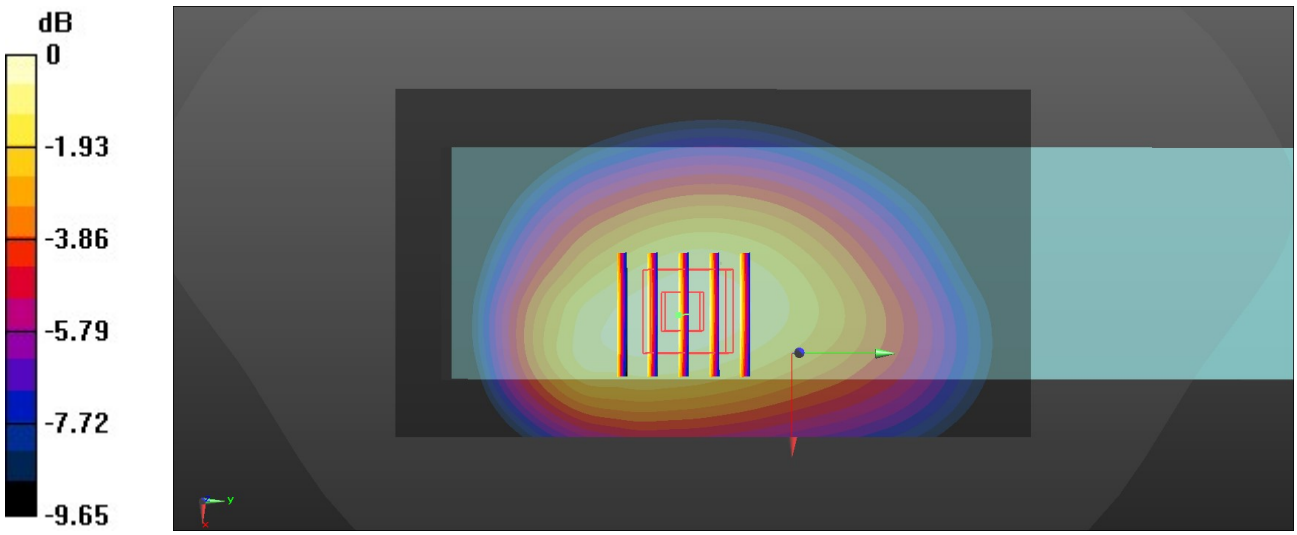

0 dB = 0.828 W/kg = -0.82 dBW/kg

Test Laboratory: Sporton International Inc. SAR/HAC Testing Lab Date: 2024/8/9

31_WCDMA II_RMC 12.2Kbps_Bottom Side_10mm_Ch9538

Communication System: UID 0, WCDMA (0); Frequency: 1907.6 MHz;Duty Cycle: 1:1
Medium: HSL_1900 Medium parameters used: f = 1907.6 MHz; σ = 1.406 S/m; ε_r = 40.181; ρ = 1000 kg/m^3
Ambient Temperature：23.4 ℃; Liquid Temperature：22.8 ℃

DASY5 Configuration:
- Probe: EX3DV4 - SN3857; ConvF(7.93, 7.26, 8.03); Calibrated: 2024/1/22
- Sensor-Surface: 1.4mm (Mechanical Surface Detection)
- Electronics: DAE4 Sn1650; Calibrated: 2023/9/13
- Phantom: SAM Twin Phantom; Type: SAM Twin; Serial: TP-1697
- Measurement SW: DASY52, Version 52.10 (4); SEMCAD X Version 14.6.14 (7501)

Area Scan (51x81x1): Interpolated grid: dx=1.500 mm, dy=1.500 mm
Maximum value of SAR (interpolated) = 1.28 W/kg

Zoom Scan (5x5x7)/Cube 0: Measurement grid: dx=8mm, dy=8mm, dz=5mm
Reference Value = 26.30 V/m; Power Drift = 0.07 dB
Peak SAR (extrapolated) = 1.74 W/kg
SAR(1 g) = 0.991 W/kg; SAR(10 g) = 0.537 W/kg
Smallest distance from peaks to all points 3 dB below = 12.8 mm
Ratio of SAR at M2 to SAR at M1 = 58.3%
Maximum value of SAR (measured) = 1.24 W/kg

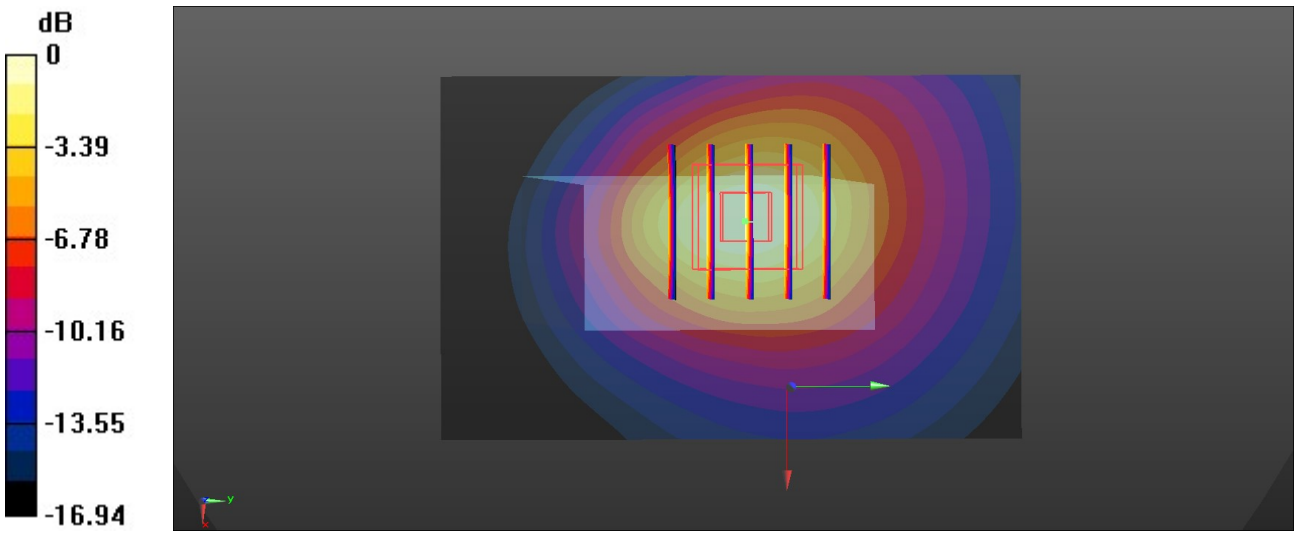

0 dB = 1.24 W/kg = 0.93 dBW/kg

Test Laboratory: Sporton International Inc. SAR/HAC Testing Lab Date: 2024/8/9

32_LTE Band 25_20M_QPSK_1RB_0Offset_Bottom Side_10mm_Ch26590

Communication System: UID 0, LTE-FDD (0); Frequency: 1905 MHz;Duty Cycle: 1:1
Medium: HSL_1900 Medium parameters used: f = 1905 MHz; σ = 1.406 S/m; ε_r = 40.196; ρ = 1000 kg/m^3
Ambient Temperature：23.4 ℃; Liquid Temperature：22.8 ℃

DASY5 Configuration:
- Probe: EX3DV4 - SN3857; ConvF(7.93, 7.26, 8.03); Calibrated: 2024/1/22
- Sensor-Surface: 1.4mm (Mechanical Surface Detection)
- Electronics: DAE4 Sn1650; Calibrated: 2023/9/13
- Phantom: SAM Twin Phantom; Type: SAM Twin; Serial: TP-1697
- Measurement SW: DASY52, Version 52.10 (4); SEMCAD X Version 14.6.14 (7501)

Area Scan (51x81x1): Interpolated grid: dx=1.500 mm, dy=1.500 mm
Maximum value of SAR (interpolated) = 1.14 W/kg

Zoom Scan (5x5x7)/Cube 0: Measurement grid: dx=8mm, dy=8mm, dz=5mm
Reference Value = 28.59 V/m; Power Drift = 0.11 dB
Peak SAR (extrapolated) = 1.56 W/kg
SAR(1 g) = 0.922 W/kg; SAR(10 g) = 0.493 W/kg
Smallest distance from peaks to all points 3 dB below = 12.8 mm
Ratio of SAR at M2 to SAR at M1 = 58.9%
Maximum value of SAR (measured) = 1.12 W/kg

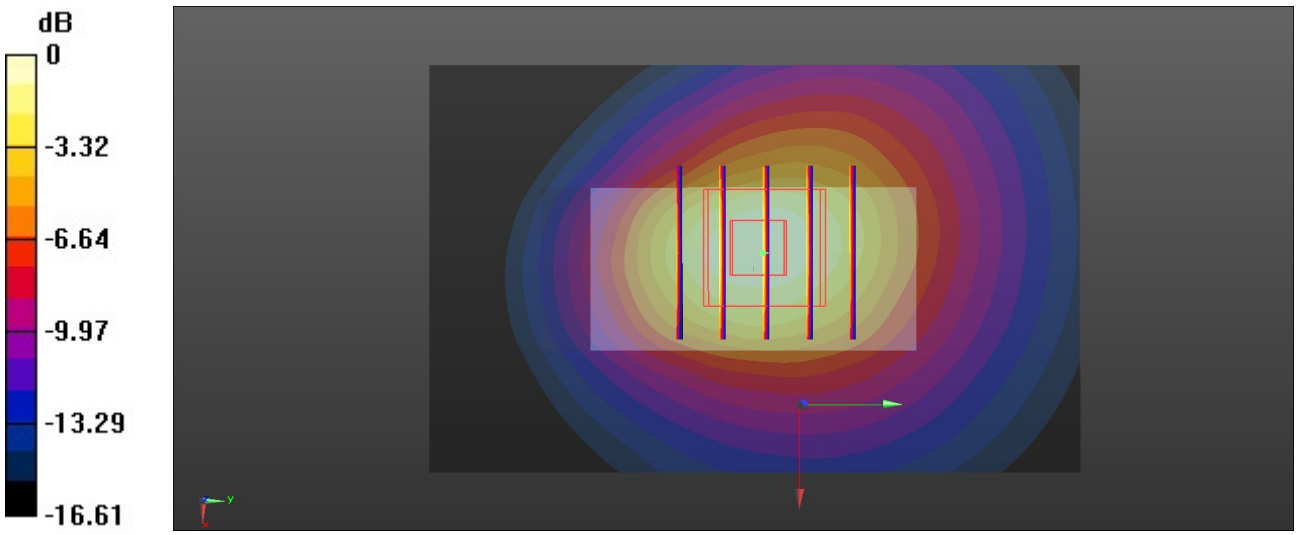

0 dB = 1.12 W/kg = 0.49 dBW/kg

Test Laboratory: Sporton International Inc. SAR/HAC Testing Lab Date: 2024/8/9

33_FR1 n25_40M_QPSK_108RB_54Offset_Bottom Side_10mm_Ch376500

Communication System: UID 0, 5G NR (0); Frequency: 1882.5 MHz;Duty Cycle: 1:1
Medium: HSL_1900 Medium parameters used: f = 1882.5 MHz; σ = 1.407 S/m; ε_r = 40.181; ρ = 1000 kg/m^3
Ambient Temperature：23.4 ℃; Liquid Temperature：22.8 ℃

DASY5 Configuration:
- Probe: EX3DV4 - SN3857; ConvF(7.93, 7.26, 8.03); Calibrated: 2024/1/22
- Sensor-Surface: 1.4mm (Mechanical Surface Detection)
- Electronics: DAE4 Sn1650; Calibrated: 2023/9/13
- Phantom: SAM Twin Phantom; Type: SAM Twin; Serial: TP-1697
- Measurement SW: DASY52, Version 52.10 (4); SEMCAD X Version 14.6.14 (7501)

Area Scan (51x81x1): Interpolated grid: dx=1.500 mm, dy=1.500 mm
Maximum value of SAR (interpolated) = 1.30 W/kg

Zoom Scan (5x5x7)/Cube 0: Measurement grid: dx=8mm, dy=8mm, dz=5mm
Reference Value = 21.07 V/m; Power Drift = 0.06 dB
Peak SAR (extrapolated) = 1.80 W/kg
SAR(1 g) = 1.04 W/kg; SAR(10 g) = 0.571 W/kg
Smallest distance from peaks to all points 3 dB below = 12.8 mm
Ratio of SAR at M2 to SAR at M1 = 59.6%
Maximum value of SAR (measured) = 1.29 W/kg

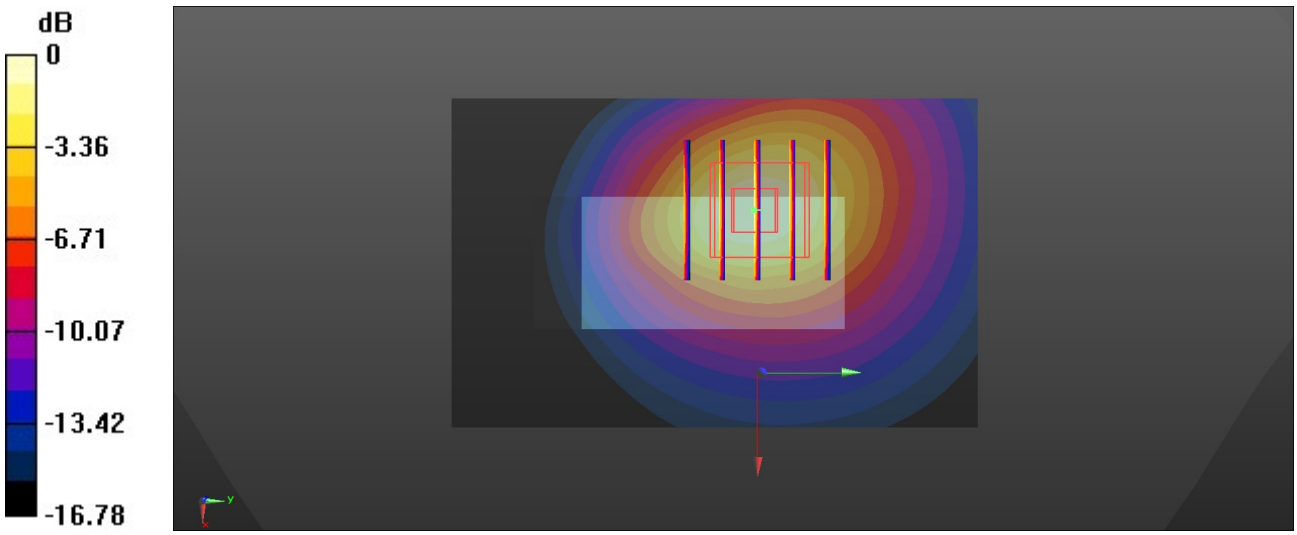

0 dB = 1.29 W/kg = 1.11 dBW/kg

Test Laboratory: Sporton International Inc. SAR/HAC Testing Lab Date: 2024/8/10

34_LTE Band 7_20M_QPSK_1RB_0Offset_Back_10mm_Ch21350

Communication System: UID 0, LTE-FDD (0); Frequency: 2560 MHz;Duty Cycle: 1:1
Medium: HSL_2600 Medium parameters used: f = 2560 MHz; σ = 1.99 S/m; ε_r = 40.232; ρ = 1000 kg/m^3
Ambient Temperature：23.3 °C; Liquid Temperature：22.8 °C

DASY5 Configuration:
- Probe: EX3DV4 - SN3857; ConvF(7.36, 6.7, 7.41); Calibrated: 2024/1/22
- Sensor-Surface: 1.4mm (Mechanical Surface Detection)
- Electronics: DAE4 Sn1650; Calibrated: 2023/9/13
- Phantom: SAM Twin Phantom; Type: SAM Twin; Serial: TP-1697
- Measurement SW: DASY52, Version 52.10 (4); SEMCAD X Version 14.6.14 (7501)

Area Scan (61x111x1): Interpolated grid: dx=1.500 mm, dy=1.500 mm
Maximum value of SAR (interpolated) = 0.955 W/kg

Zoom Scan (5x5x7)/Cube 0: Measurement grid: dx=8mm, dy=8mm, dz=5mm
Reference Value = 17.84 V/m; Power Drift = 0.06 dB
Peak SAR (extrapolated) = 1.62 W/kg
SAR(1 g) = 0.744 W/kg; SAR(10 g) = 0.427 W/kg
Smallest distance from peaks to all points 3 dB below = 11.3 mm
Ratio of SAR at M2 to SAR at M1 = 52.9%
Maximum value of SAR (measured) = 1.07 W/kg

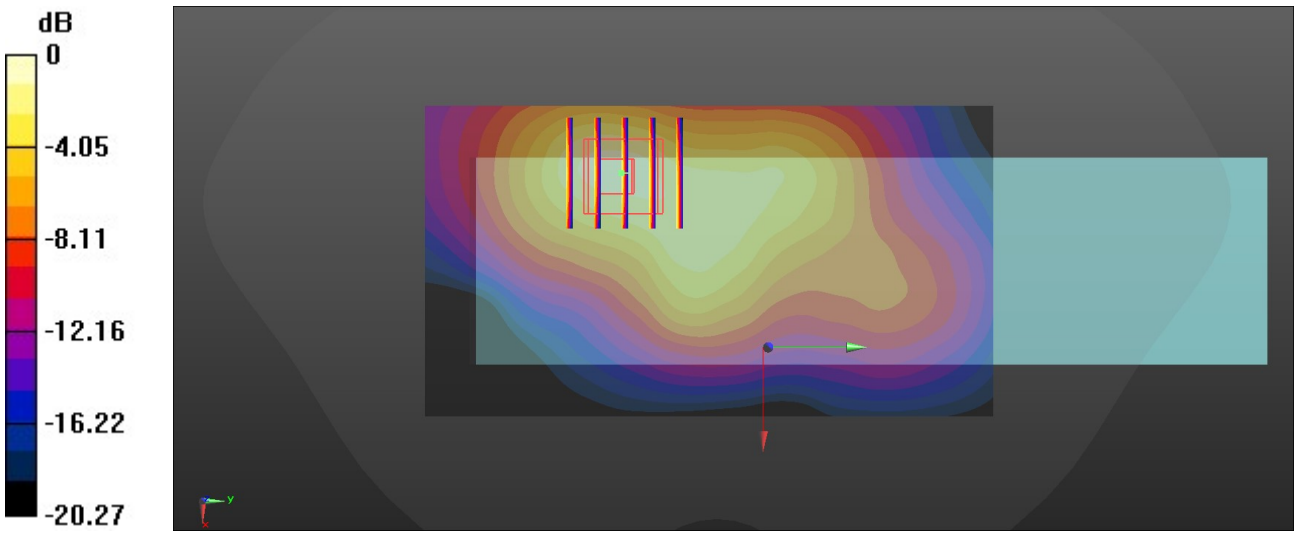

0 dB = 1.07 W/kg = 0.29 dBW/kg

Test Laboratory: Sporton International Inc. SAR/HAC Testing Lab Date: 2024/8/10

35_LTE Band 41_20M_QPSK_1RB_0Offset_Back_10mm_Ch40620

Communication System: UID 0, LTE-TDD (0); Frequency: 2593 MHz;Duty Cycle: 1:2.33
Medium: HSL_2600 Medium parameters used: f = 2593 MHz; σ = 2.032 S/m; ε_r = 40.339; ρ = 1000 kg/m^3
Ambient Temperature：23.3 ℃; Liquid Temperature：22.8 ℃

DASY5 Configuration:
- Probe: EX3DV4 - SN3857; ConvF(7.36, 6.7, 7.41); Calibrated: 2024/1/22
- Sensor-Surface: 1.4mm (Mechanical Surface Detection)
- Electronics: DAE4 Sn1650; Calibrated: 2023/9/13
- Phantom: SAM Twin Phantom; Type: SAM Twin; Serial: TP-1697
- Measurement SW: DASY52, Version 52.10 (4); SEMCAD X Version 14.6.14 (7501)

Area Scan (61x111x1): Interpolated grid: dx=1.500 mm, dy=1.500 mm
Maximum value of SAR (interpolated) = 0.642 W/kg

Zoom Scan (5x5x7)/Cube 0: Measurement grid: dx=8mm, dy=8mm, dz=5mm
Reference Value = 15.61 V/m; Power Drift = 0.18 dB
Peak SAR (extrapolated) = 1.11 W/kg
SAR(1 g) = 0.716 W/kg; SAR(10 g) = 0.286 W/kg
Smallest distance from peaks to all points 3 dB below = 11.2 mm
Ratio of SAR at M2 to SAR at M1 = 52.3%
Maximum value of SAR (measured) = 0.823 W/kg

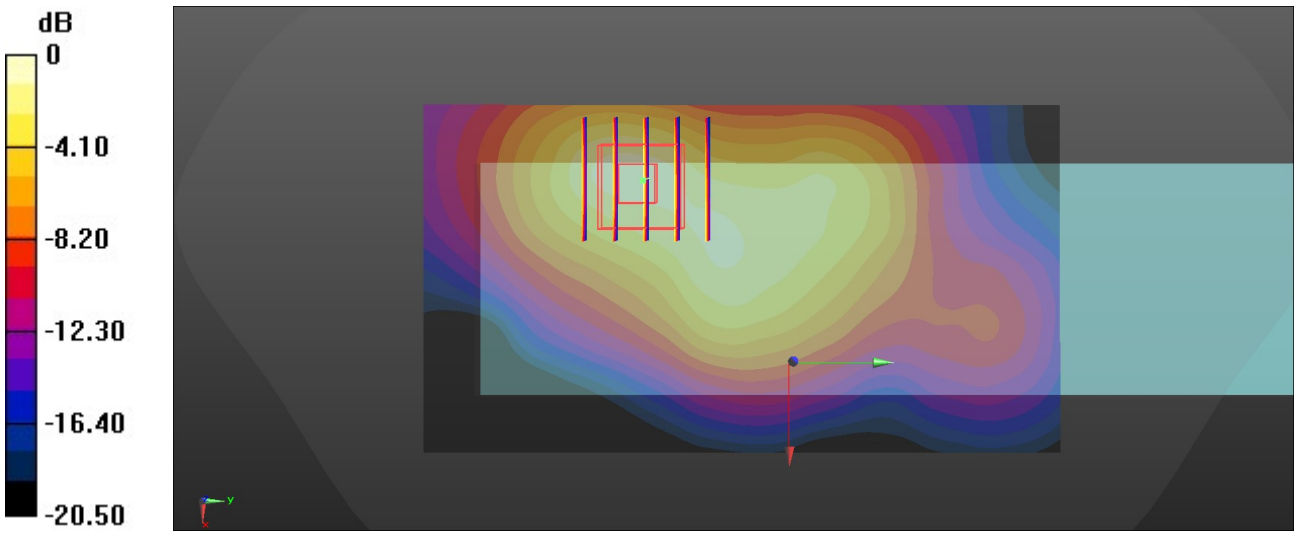

0 dB = 0.823 W/kg = -0.85 dBW/kg

Test Laboratory: Sporton International Inc. SAR/HAC Testing Lab Date: 2024/8/10

36_FR1 n41_100M_QPSK_1RB_1Offset_Back_10mm_Ch518598

Communication System: UID 0, 5G NR (0); Frequency: 2592.99 MHz;Duty Cycle: 1:1
Medium: HSL_2600 Medium parameters used: f = 2592.99 MHz; σ = 2.032 S/m; ε_r = 40.339; ρ = 1000 kg/m^3
Ambient Temperature：23.3 ℃; Liquid Temperature：22.8 ℃

DASY5 Configuration:
- Probe: EX3DV4 - SN3857; ConvF(7.36, 6.7, 7.41); Calibrated: 2024/1/22
- Sensor-Surface: 1.4mm (Mechanical Surface Detection)
- Electronics: DAE4 Sn1650; Calibrated: 2023/9/13
- Phantom: SAM Twin Phantom; Type: SAM Twin; Serial: TP-1697
- Measurement SW: DASY52, Version 52.10 (4); SEMCAD X Version 14.6.14 (7501)

Area Scan (81x151x1): Interpolated grid: dx=1.200 mm, dy=1.200 mm
Maximum value of SAR (interpolated) = 1.27 W/kg

Zoom Scan (7x7x7)/Cube 0: Measurement grid: dx=5mm, dy=5mm,dz=5mm
Reference Value = 19.62 V/m; Power Drift = -0.03 dB
Peak SAR (extrapolated) = 1.88 W/kg
SAR(1 g) = 0.947 W/kg; SAR(10 g) = 0.549 W/kg
Smallest distance from peaks to all points 3 dB below = 14 mm
Ratio of SAR at M2 to SAR at M1 = 54.7%
Maximum value of SAR (measured) = 1.25 W/kg

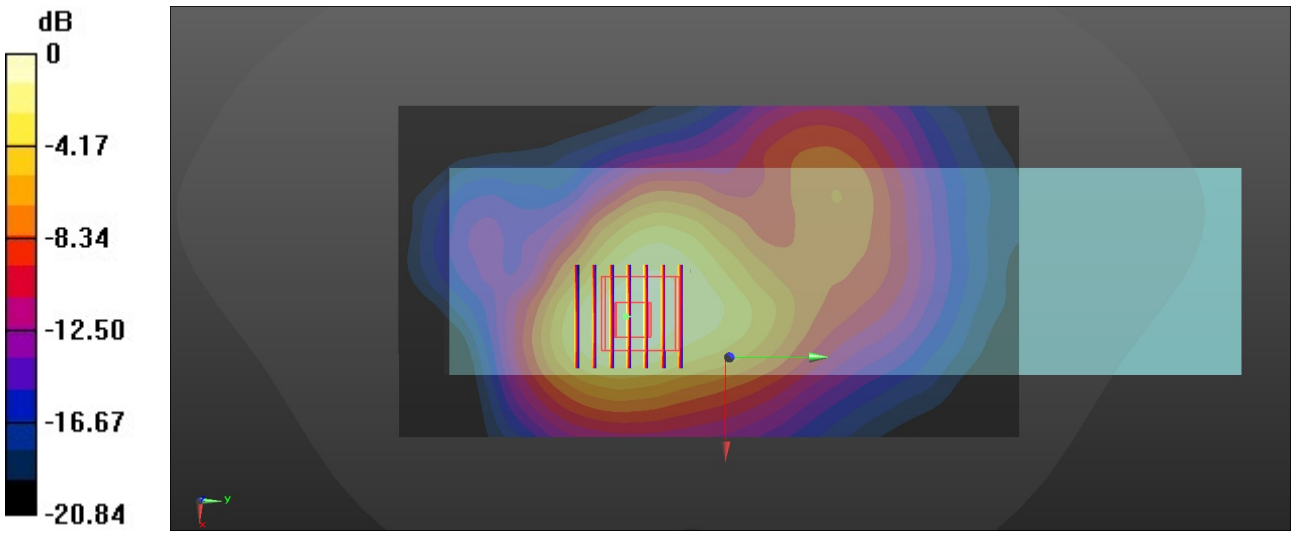

0 dB = 1.25 W/kg = 0.97 dBW/kg

Test Laboratory: Sporton International Inc. SAR/HAC Testing Lab Date: 2024/8/13

37_LTE Band 42_20M_QPSK_1RB_0Offset_Top Side_10mm_Ch42190

Communication System: UID 0, LTE-TDD (0); Frequency: 3460 MHz;Duty Cycle: 1:1.59
Medium: HSL_3500 Medium parameters used: f = 3460 MHz; σ = 2.771 S/m; ε_r = 38.795; ρ = 1000 kg/m^3
Ambient Temperature：23.1 ℃; Liquid Temperature：22.6 ℃

DASY5 Configuration:
- Probe: EX3DV4 - SN3857; ConvF(7.08, 6.34, 6.93); Calibrated: 2024/1/22
- Sensor-Surface: 1.4mm (Mechanical Surface Detection)
- Electronics: DAE4 Sn1650; Calibrated: 2023/9/13
- Phantom: SAM Twin Phantom; Type: SAM Twin; Serial: TP-1697
- Measurement SW: DASY52, Version 52.10 (4); SEMCAD X Version 14.6.14 (7501)

Area Scan (81x81x1): Interpolated grid: dx=1.000 mm, dy=1.000 mm
Maximum value of SAR (interpolated) = 0.979 W/kg

Zoom Scan (9x9x7)/Cube 0: Measurement grid: dx=4mm, dy=4mm, dz=1.4mm
Reference Value = 9.448 V/m; Power Drift = -0.05 dB
Peak SAR (extrapolated) = 1.57 W/kg
SAR(1 g) = 0.707 W/kg; SAR(10 g) = 0.311 W/kg
Smallest distance from peaks to all points 3 dB below = 12 mm
Ratio of SAR at M2 to SAR at M1 = 78.9%
Maximum value of SAR (measured) = 0.948 W/kg



0 dB = 0.948 W/kg = -0.23 dBW/kg

Test Laboratory: Sporton International Inc. SAR/HAC Testing Lab Date: 2024/8/14

38_LTE Band 48_20M_QPSK_1RB_0Offset_Top Side_10mm_Ch55830

Communication System: UID 0, LTE-TDD (0); Frequency: 3609 MHz;Duty Cycle: 1:1.59
Medium: HSL_3700 Medium parameters used: f = 3609 MHz; σ = 2.908 S/m; ε_r = 38.533; ρ = 1000 kg/m^3
Ambient Temperature：23.2 ℃; Liquid Temperature：22.9 ℃

DASY5 Configuration:
- Probe: EX3DV4 - SN3857; ConvF(7.06, 6.33, 6.89); Calibrated: 2024/1/22
- Sensor-Surface: 1.4mm (Mechanical Surface Detection)
- Electronics: DAE4 Sn1650; Calibrated: 2023/9/13
- Phantom: SAM Twin Phantom; Type: SAM Twin; Serial: TP-1697
- Measurement SW: DASY52, Version 52.10 (4); SEMCAD X Version 14.6.14 (7501)

Area Scan (81x81x1): Interpolated grid: dx=1.000 mm, dy=1.000 mm
Maximum value of SAR (interpolated) = 0.942 W/kg

Zoom Scan (9x9x7)/Cube 0: Measurement grid: dx=4mm, dy=4mm, dz=1.4mm
Reference Value = 9.509 V/m; Power Drift = -0.02 dB
Peak SAR (extrapolated) = 1.52 W/kg
SAR(1 g) = 0.672 W/kg; SAR(10 g) = 0.296 W/kg
Smallest distance from peaks to all points 3 dB below = 11.6 mm
Ratio of SAR at M2 to SAR at M1 = 79%
Maximum value of SAR (measured) = 0.905 W/kg



0 dB = 0.905 W/kg = -0.43 dBW/kg

Test Laboratory: Sporton International Inc. SAR/HAC Testing Lab Date: 2024/8/14

39_FR1 n48_40M_QPSK_1RB_1Offset_Top Side_10mm_Ch641666

Communication System: UID 0, 5G NR (0); Frequency: 3624.99 MHz;Duty Cycle: 1:1
Medium: HSL_3700 Medium parameters used: f = 3624.99 MHz; σ = 2.918 S/m; ε_r = 38.515; ρ = 1000 kg/m^3
Ambient Temperature：23.2 ℃; Liquid Temperature：22.9 ℃

DASY5 Configuration:
- Probe: EX3DV4 - SN3857; ConvF(7.06, 6.33, 6.89); Calibrated: 2024/1/22
- Sensor-Surface: 1.4mm (Mechanical Surface Detection)
- Electronics: DAE4 Sn1650; Calibrated: 2023/9/13
- Phantom: SAM Twin Phantom; Type: SAM Twin; Serial: TP-1697
- Measurement SW: DASY52, Version 52.10 (4); SEMCAD X Version 14.6.14 (7501)

Area Scan (71x121x1): Interpolated grid: dx=1.000 mm, dy=1.000 mm
Maximum value of SAR (interpolated) = 1.82 W/kg

Zoom Scan (9x9x7)/Cube 0: Measurement grid: dx=4mm, dy=4mm, dz=1.4mm
Reference Value = 8.959 V/m; Power Drift = -0.02 dB
Peak SAR (extrapolated) = 2.43 W/kg
SAR(1 g) = 0.964 W/kg; SAR(10 g) = 0.477 W/kg
Smallest distance from peaks to all points 3 dB below = 11.1 mm
Ratio of SAR at M2 to SAR at M1 = 76.7%
Maximum value of SAR (measured) = 1.82 W/kg



0 dB = 1.82 W/kg = 2.60 dBW/kg

Test Laboratory: Sporton International Inc. SAR/HAC Testing Lab Date: 2024/8/20

40_WLAN5GHz_802.11ac-VHT80 MCS0_Top Side_10mm_Ch155

Communication System: UID 0, WLAN5GHz (0); Frequency: 5775 MHz;Duty Cycle: 1:1.081
Medium: HSL_5000 Medium parameters used: f = 5775 MHz; σ = 5.132 S/m; ε_r = 34.826; ρ = 1000 kg/m^3
Ambient Temperature：23.4 ℃; Liquid Temperature：22.7 ℃

DASY5 Configuration:
- Probe: EX3DV4 - SN3857; ConvF(5.19, 4.53, 5.01); Calibrated: 2024/1/22
- Sensor-Surface: 1.4mm (Mechanical Surface Detection)
- Electronics: DAE4 Sn1650; Calibrated: 2023/9/13
- Phantom: SAM Twin Phantom; Type: SAM Twin; Serial: TP-1697
- Measurement SW: DASY52, Version 52.10 (4); SEMCAD X Version 14.6.14 (7501)

Area Scan (91x91x1): Interpolated grid: dx=1.000 mm, dy=1.000 mm
Maximum value of SAR (interpolated) = 0.590 W/kg

Zoom Scan (9x9x7)/Cube 0: Measurement grid: dx=4mm, dy=4mm, dz=1.4mm
Reference Value = 9.419 V/m; Power Drift = -0.06 dB
Peak SAR (extrapolated) = 1.03 W/kg
SAR(1 g) = 0.218 W/kg; SAR(10 g) = 0.102 W/kg
Smallest distance from peaks to all points 3 dB below = 12.4 mm
Ratio of SAR at M2 to SAR at M1 = 62.8%
Maximum value of SAR (measured) = 0.598 W/kg



0 dB = 0.598 W/kg = -2.23 dBW/kg

Test Laboratory: Sporton International Inc. SAR/HAC Testing Lab Date: 2024/7/31

41_LTE Band 13_10M_QPSK_1RB_0Offset_Back_10mm_Ch23230

Communication System: UID 0, LTE-FDD (0); Frequency: 782 MHz;Duty Cycle: 1:1
Medium: HSL_750 Medium parameters used: f = 782 MHz; σ = 0.911 S/m; ε_r = 41.09; ρ = 1000 kg/m^3
Ambient Temperature：23.4 °C; Liquid Temperature：22.7 °C

DASY5 Configuration:
- Probe: EX3DV4 - SN3857; ConvF(9.21, 8.75, 9.15); Calibrated: 2024/1/22
- Sensor-Surface: 1.4mm (Mechanical Surface Detection)
- Electronics: DAE4 Sn1650; Calibrated: 2023/9/13
- Phantom: SAM Twin Phantom; Type: SAM Twin; Serial: TP-1697
- Measurement SW: DASY52, Version 52.10 (4); SEMCAD X Version 14.6.14 (7501)

Area Scan (61x111x1): Interpolated grid: dx=1.500 mm, dy=1.500 mm
Maximum value of SAR (interpolated) = 0.707 W/kg

Zoom Scan (5x5x7)/Cube 0: Measurement grid: dx=8mm, dy=8mm, dz=5mm
Reference Value = 29.32 V/m; Power Drift = -0.03 dB
Peak SAR (extrapolated) = 0.829 W/kg
SAR(1 g) = 0.619 W/kg; SAR(10 g) = 0.448 W/kg
Smallest distance from peaks to all points 3 dB below: Larger than measurement grid (> 16 mm)
Ratio of SAR at M2 to SAR at M1 = 74.2%
Maximum value of SAR (measured) = 0.694 W/kg

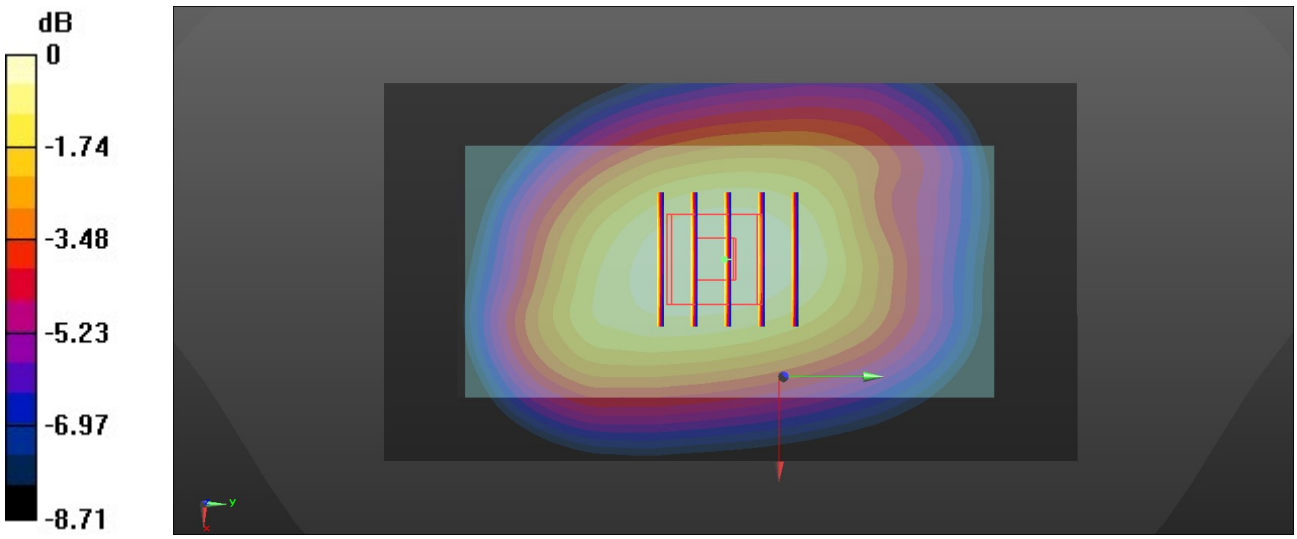

0 dB = 0.694 W/kg = -1.59 dBW/kg

Test Laboratory: Sporton International Inc. SAR/HAC Testing Lab Date: 2024/7/31

42_LTE Band 14_10M_QPSK_1RB_0Offset_Back_10mm_Ch23330

Communication System: UID 0, LTE-FDD (0); Frequency: 793 MHz;Duty Cycle: 1:1
Medium: HSL_750 Medium parameters used: f = 793 MHz; σ = 0.916 S/m; ε_r = 41.066; ρ = 1000 kg/m^3
Ambient Temperature：23.4 °C; Liquid Temperature：22.7 °C

DASY5 Configuration:
- Probe: EX3DV4 - SN3857; ConvF(9.21, 8.75, 9.15); Calibrated: 2024/1/22
- Sensor-Surface: 1.4mm (Mechanical Surface Detection)
- Electronics: DAE4 Sn1650; Calibrated: 2023/9/13
- Phantom: SAM Twin Phantom; Type: SAM Twin; Serial: TP-1697
- Measurement SW: DASY52, Version 52.10 (4); SEMCAD X Version 14.6.14 (7501)

Area Scan (61x111x1): Interpolated grid: dx=1.500 mm, dy=1.500 mm
Maximum value of SAR (interpolated) = 0.933 W/kg

Zoom Scan (5x5x7)/Cube 0: Measurement grid: dx=8mm, dy=8mm, dz=5mm
Reference Value = 32.67 V/m; Power Drift = 0.01 dB
Peak SAR (extrapolated) = 1.13 W/kg
SAR(1 g) = 0.835 W/kg; SAR(10 g) = 0.602 W/kg
Smallest distance from peaks to all points 3 dB below: Larger than measurement grid (> 16 mm)
Ratio of SAR at M2 to SAR at M1 = 73.7%
Maximum value of SAR (measured) = 0.942 W/kg

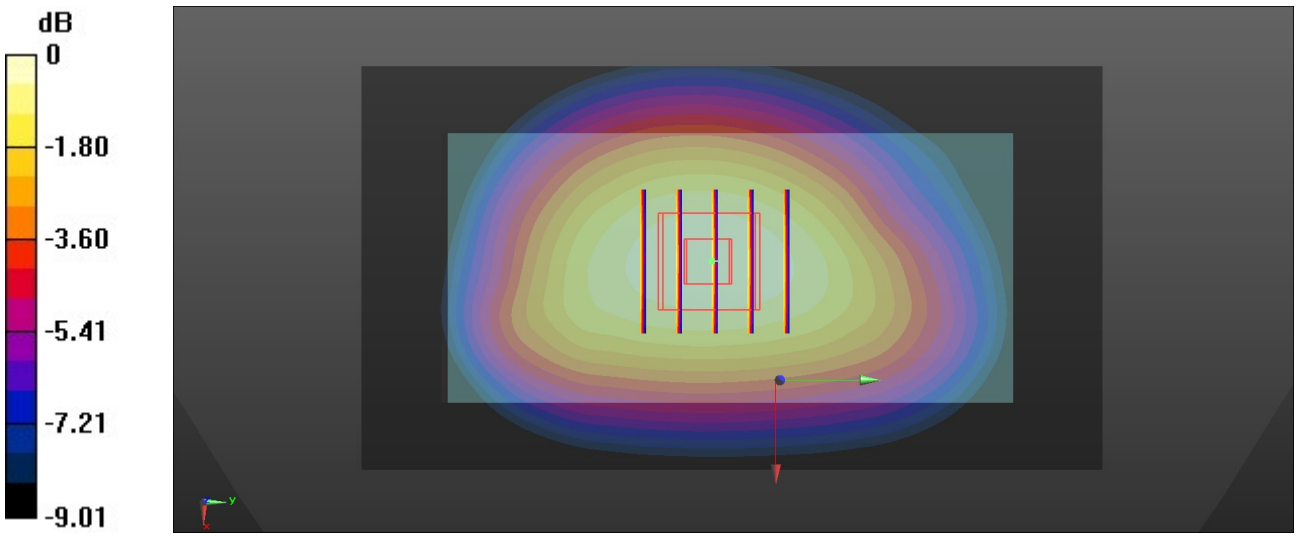

0 dB = 0.942 W/kg = -0.26 dBW/kg

Test Laboratory: Sporton International Inc. SAR/HAC Testing Lab Date: 2024/7/31

43_FR1 n14_10M_QPSK_1RB_1Offset_Back_10mm_Ch158600

Communication System: UID 0, 5G NR (0); Frequency: 793 MHz;Duty Cycle: 1:1
Medium: HSL_750 Medium parameters used: f = 793 MHz; σ = 0.916 S/m; ε_r = 41.066; ρ = 1000 kg/m^3
Ambient Temperature：23.4 ℃; Liquid Temperature：22.7 ℃

DASY5 Configuration:
- Probe: EX3DV4 - SN3857; ConvF(9.21, 8.75, 9.15); Calibrated: 2024/1/22
- Sensor-Surface: 1.4mm (Mechanical Surface Detection)
- Electronics: DAE4 Sn1650; Calibrated: 2023/9/13
- Phantom: SAM Twin Phantom; Type: SAM Twin; Serial: TP-1697
- Measurement SW: DASY52, Version 52.10 (4); SEMCAD X Version 14.6.14 (7501)

Area Scan (61x111x1): Interpolated grid: dx=1.500 mm, dy=1.500 mm
Maximum value of SAR (interpolated) = 0.981 W/kg

Zoom Scan (5x5x7)/Cube 0: Measurement grid: dx=8mm, dy=8mm, dz=5mm
Reference Value = 34.04 V/m; Power Drift = -0.01 dB
Peak SAR (extrapolated) = 1.17 W/kg
SAR(1 g) = 0.871 W/kg; SAR(10 g) = 0.630 W/kg
Smallest distance from peaks to all points 3 dB below: Larger than measurement grid (> 16 mm)
Ratio of SAR at M2 to SAR at M1 = 74.2%
Maximum value of SAR (measured) = 0.976 W/kg

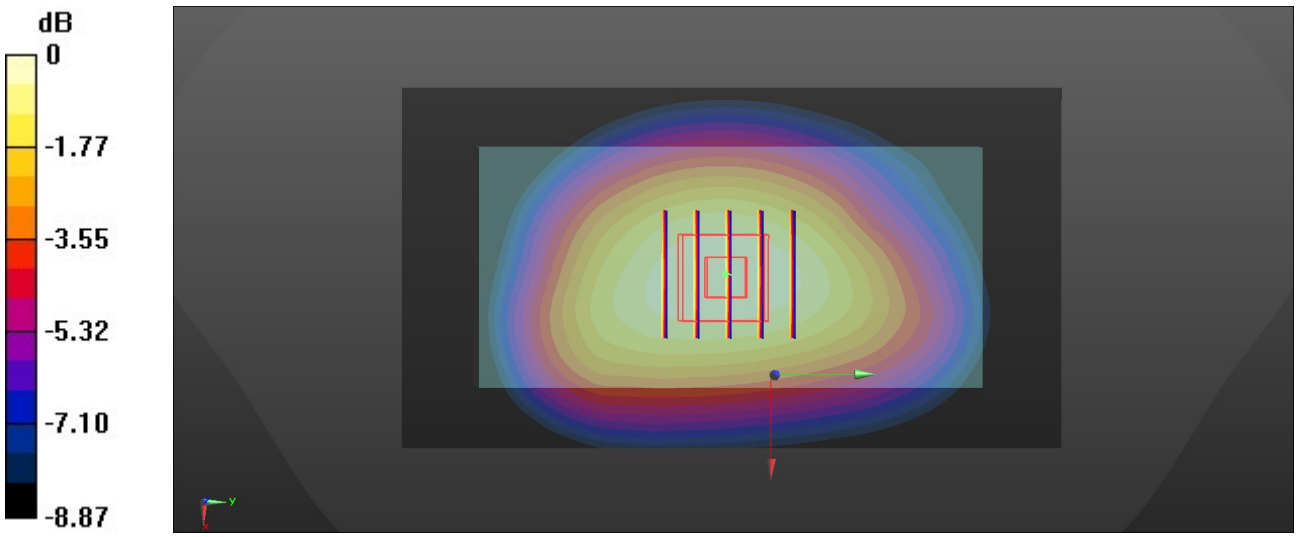

0 dB = 0.976 W/kg = -0.11 dBW/kg

Test Laboratory: Sporton International Inc. SAR/HAC Testing Lab Date: 2024/7/31

44_LTE Band 71_20M_QPSK_1RB_0Offset_Back_10mm_Ch133297

Communication System: UID 0, LTE-FDD (0); Frequency: 680.5 MHz;Duty Cycle: 1:1
Medium: HSL_750 Medium parameters used: f = 680.5 MHz; σ = 0.876 S/m; ε_r = 41.386; ρ = 1000 kg/m^3
Ambient Temperature：23.4 °C; Liquid Temperature：22.7 °C

DASY5 Configuration:
- Probe: EX3DV4 - SN3857; ConvF(9.21, 8.75, 9.15); Calibrated: 2024/1/22
- Sensor-Surface: 1.4mm (Mechanical Surface Detection)
- Electronics: DAE4 Sn1650; Calibrated: 2023/9/13
- Phantom: SAM Twin Phantom; Type: SAM Twin; Serial: TP-1697
- Measurement SW: DASY52, Version 52.10 (4); SEMCAD X Version 14.6.14 (7501)

Area Scan (61x111x1): Interpolated grid: dx=1.500 mm, dy=1.500 mm
Maximum value of SAR (interpolated) = 0.741 W/kg

Zoom Scan (5x5x7)/Cube 0: Measurement grid: dx=8mm, dy=8mm, dz=5mm
Reference Value = 27.30 V/m; Power Drift = -0.12 dB
Peak SAR (extrapolated) = 0.891 W/kg
SAR(1 g) = 0.647 W/kg; SAR(10 g) = 0.461 W/kg
Smallest distance from peaks to all points 3 dB below: Larger than measurement grid (> 16 mm)
Ratio of SAR at M2 to SAR at M1 = 73%
Maximum value of SAR (measured) = 0.732 W/kg

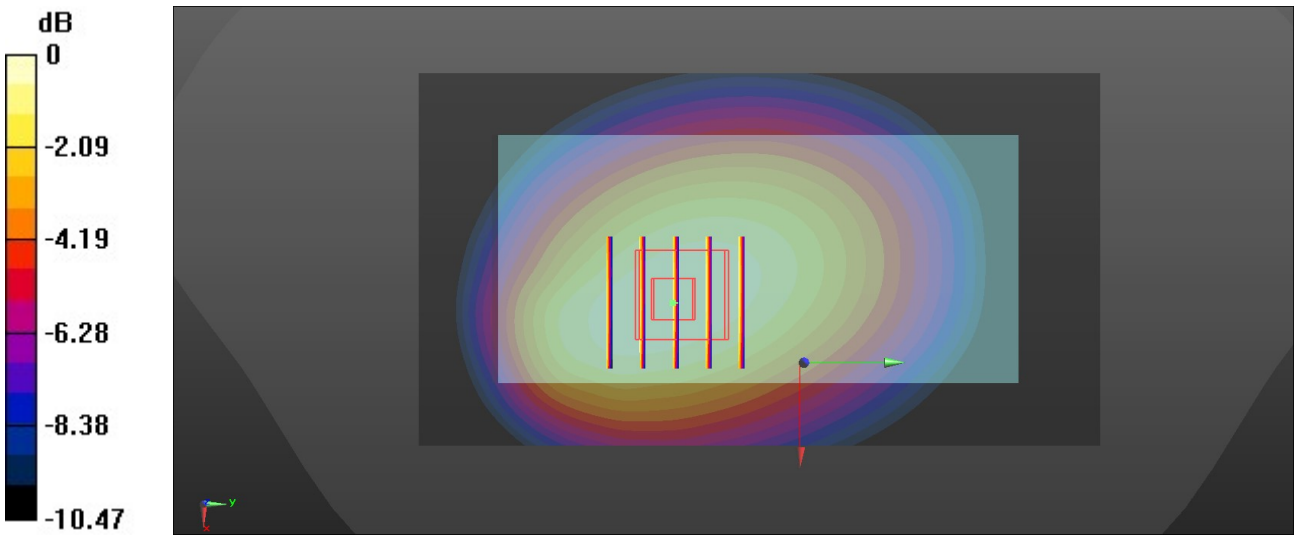

0 dB = 0.732 W/kg = -1.35 dBW/kg

Test Laboratory: Sporton International Inc. SAR/HAC Testing Lab Date: 2024/8/1

45_WCDMA V_RMC 12.2Kbps_Back_10mm_Ch4182

Communication System: UID 0, WCDMA (0); Frequency: 836.4 MHz;Duty Cycle: 1:1
Medium: HSL_835 Medium parameters used: f = 836.4 MHz; σ = 0.903 S/m; ε_r = 41.226; ρ = 1000 kg/m^3
Ambient Temperature：23.2 ℃; Liquid Temperature：22.6 ℃

DASY5 Configuration:
- Probe: EX3DV4 - SN3857; ConvF(9.29, 8.23, 9.75); Calibrated: 2024/1/22
- Sensor-Surface: 1.4mm (Mechanical Surface Detection)
- Electronics: DAE4 Sn1650; Calibrated: 2023/9/13
- Phantom: SAM Twin Phantom; Type: SAM Twin; Serial: TP-1697
- Measurement SW: DASY52, Version 52.10 (4); SEMCAD X Version 14.6.14 (7501)

Area Scan (61x111x1): Interpolated grid: dx=1.500 mm, dy=1.500 mm
Maximum value of SAR (interpolated) = 0.627 W/kg

Zoom Scan (5x5x7)/Cube 0: Measurement grid: dx=8mm, dy=8mm, dz=5mm
Reference Value = 26.83 V/m; Power Drift = 0.01 dB
Peak SAR (extrapolated) = 0.756 W/kg
SAR(1 g) = 0.560 W/kg; SAR(10 g) = 0.403 W/kg
Smallest distance from peaks to all points 3 dB below: Larger than measurement grid (> 16 mm)
Ratio of SAR at M2 to SAR at M1 = 74.2%
Maximum value of SAR (measured) = 0.629 W/kg

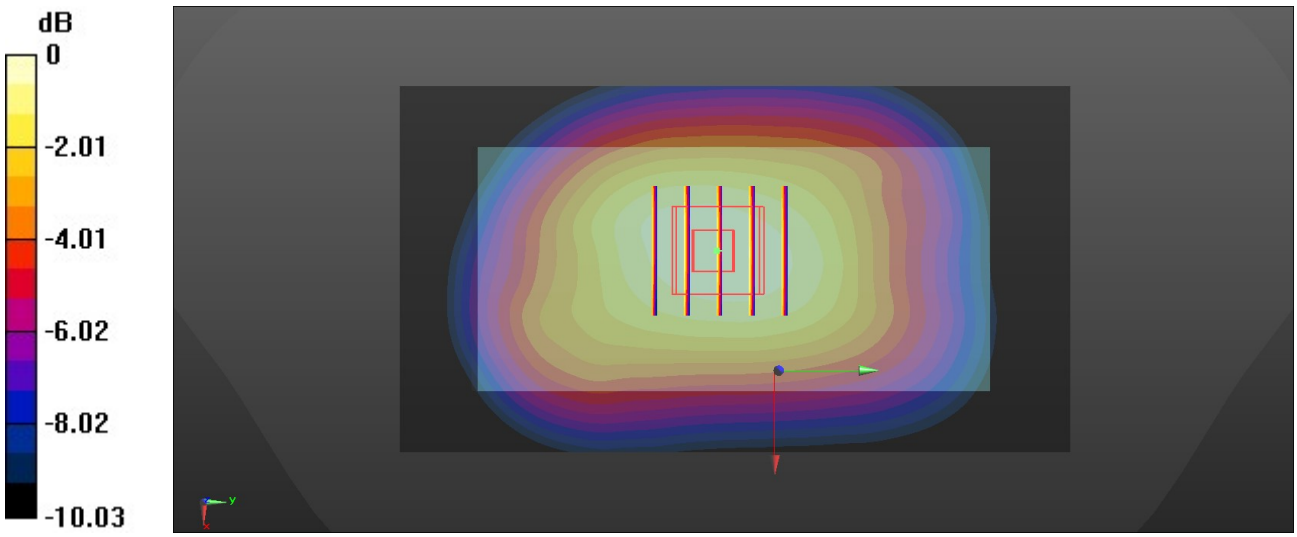

0 dB = 0.629 W/kg = -2.01 dBW/kg

Test Laboratory: Sporton International Inc. SAR/HAC Testing Lab Date: 2024/8/1

46_LTE Band 26_15M_QPSK_1RB_0Offset_Back_10mm_Ch26865

Communication System: UID 0, LTE-FDD (0); Frequency: 831.5 MHz;Duty Cycle: 1:1
Medium: HSL_835 Medium parameters used: f = 831.5 MHz; σ = 0.898 S/m; ε_r = 41.284; ρ = 1000 kg/m^3
Ambient Temperature：23.2 ℃; Liquid Temperature：22.6 ℃

DASY5 Configuration:
- Probe: EX3DV4 - SN3857; ConvF(9.29, 8.23, 9.75); Calibrated: 2024/1/22
- Sensor-Surface: 1.4mm (Mechanical Surface Detection)
- Electronics: DAE4 Sn1650; Calibrated: 2023/9/13
- Phantom: SAM Twin Phantom; Type: SAM Twin; Serial: TP-1697
- Measurement SW: DASY52, Version 52.10 (4); SEMCAD X Version 14.6.14 (7501)

Area Scan (61x111x1): Interpolated grid: dx=1.500 mm, dy=1.500 mm
Maximum value of SAR (interpolated) = 1.06 W/kg

Zoom Scan (5x5x7)/Cube 0: Measurement grid: dx=8mm, dy=8mm, dz=5mm
Reference Value = 34.23 V/m; Power Drift = 0.07 dB
Peak SAR (extrapolated) = 1.27 W/kg
SAR(1 g) = 0.940 W/kg; SAR(10 g) = 0.675 W/kg
Smallest distance from peaks to all points 3 dB below: Larger than measurement grid (> 16 mm)
Ratio of SAR at M2 to SAR at M1 = 74.4%
Maximum value of SAR (measured) = 1.06 W/kg

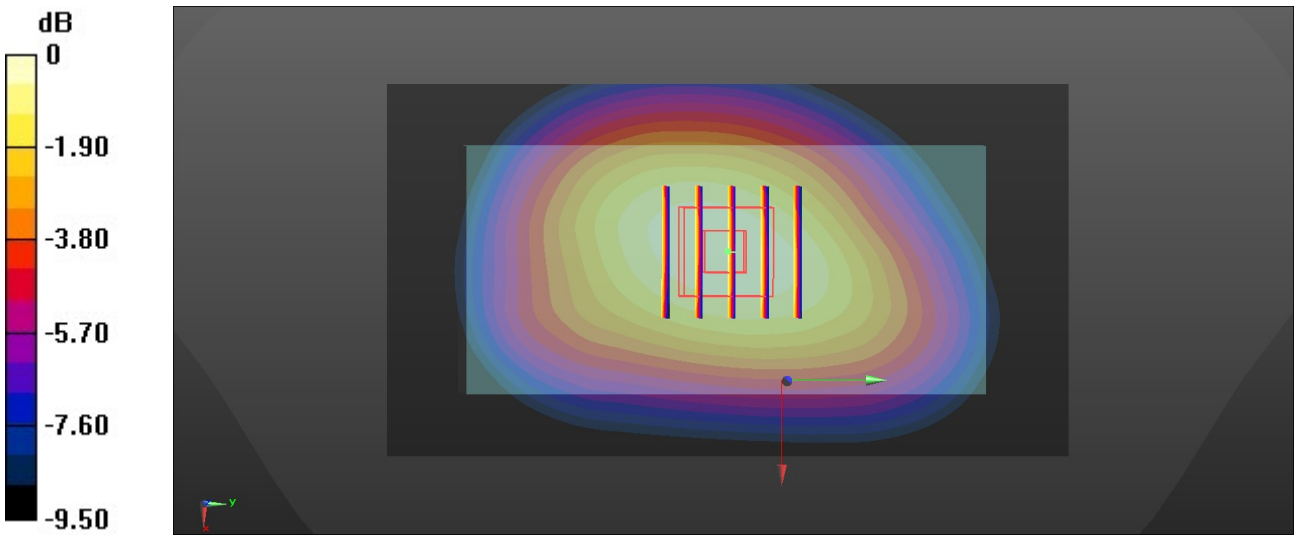

0 dB = 1.06 W/kg = 0.25 dBW/kg

Test Laboratory: Sporton International Inc. SAR/HAC Testing Lab Date: 2024/8/1

47_FR1 n5_20M_QPSK_1RB_1Offset_Back_10mm_Ch167300

Communication System: UID 0, 5G NR (0); Frequency: 836.5 MHz;Duty Cycle: 1:1
Medium: HSL_835 Medium parameters used: f = 836.5 MHz; σ = 0.903 S/m; ε_r = 41.224; ρ = 1000 kg/m^3
Ambient Temperature：23.2 ℃; Liquid Temperature：22.6 ℃

DASY5 Configuration:
- Probe: EX3DV4 - SN3857; ConvF(9.29, 8.23, 9.75); Calibrated: 2024/1/22
- Sensor-Surface: 1.4mm (Mechanical Surface Detection)
- Electronics: DAE4 Sn1650; Calibrated: 2023/9/13
- Phantom: SAM Twin Phantom; Type: SAM Twin; Serial: TP-1697
- Measurement SW: DASY52, Version 52.10 (4); SEMCAD X Version 14.6.14 (7501)

Area Scan (61x111x1): Interpolated grid: dx=1.500 mm, dy=1.500 mm
Maximum value of SAR (interpolated) = 1.17 W/kg

Zoom Scan (5x5x7)/Cube 0: Measurement grid: dx=8mm, dy=8mm, dz=5mm
Reference Value = 36.88 V/m; Power Drift = -0.04 dB
Peak SAR (extrapolated) = 1.40 W/kg
SAR(1 g) = 1.04 W/kg; SAR(10 g) = 0.742 W/kg
Smallest distance from peaks to all points 3 dB below: Larger than measurement grid (> 16 mm)
Ratio of SAR at M2 to SAR at M1 = 74.2%
Maximum value of SAR (measured) = 1.16 W/kg

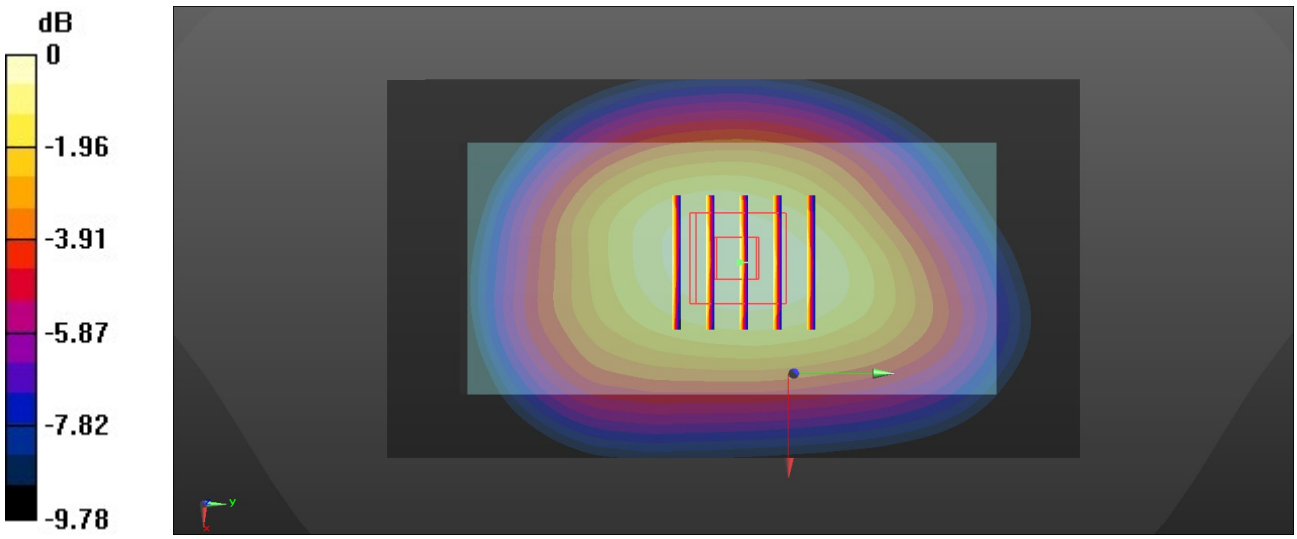

0 dB = 1.16 W/kg = 0.64 dBW/kg

Test Laboratory: Sporton International Inc. SAR/HAC Testing Lab Date: 2024/8/2

48_WCDMA IV_RMC 12.2Kbps_Bottom Side_10mm_Ch1513

Communication System: UID 0, WCDMA (0); Frequency: 1752.6 MHz;Duty Cycle: 1:1
Medium: HSL_1750 Medium parameters used: f = 1752.6 MHz; σ = 1.41 S/m; ε_r = 40.662; ρ = 1000 kg/m^3
Ambient Temperature：23.4 ℃; Liquid Temperature：22.9 ℃

DASY5 Configuration:
- Probe: EX3DV4 - SN3857; ConvF(7.78, 7.1, 7.9); Calibrated: 2024/1/22
- Sensor-Surface: 1.4mm (Mechanical Surface Detection)
- Electronics: DAE4 Sn1650; Calibrated: 2023/9/13
- Phantom: SAM Twin Phantom; Type: SAM Twin; Serial: TP-1697
- Measurement SW: DASY52, Version 52.10 (4); SEMCAD X Version 14.6.14 (7501)

Area Scan (41x81x1): Interpolated grid: dx=1.500 mm, dy=1.500 mm
Maximum value of SAR (interpolated) = 1.18 W/kg

Zoom Scan (5x5x7)/Cube 0: Measurement grid: dx=8mm, dy=8mm, dz=5mm
Reference Value = 26.84 V/m; Power Drift = 0.02 dB
Peak SAR (extrapolated) = 1.62 W/kg
SAR(1 g) = 0.939 W/kg; SAR(10 g) = 0.520 W/kg
Smallest distance from peaks to all points 3 dB below = 12.8 mm
Ratio of SAR at M2 to SAR at M1 = 59.8%
Maximum value of SAR (measured) = 1.16 W/kg

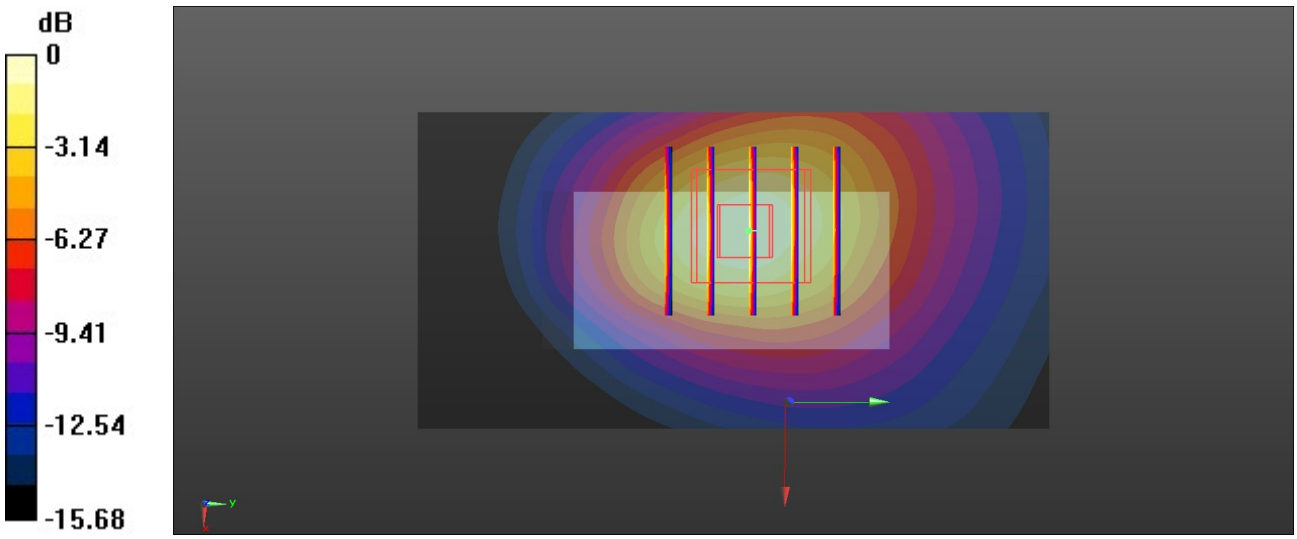

0 dB = 1.16 W/kg = 0.64 dBW/kg

Test Laboratory: Sporton International Inc. SAR/HAC Testing Lab Date: 2024/8/2

49_LTE Band 66_20M_QPSK_1RB_0Offset_Bottom Side_10mm_Ch132572

Communication System: UID 0, LTE-FDD (0); Frequency: 1770 MHz;Duty Cycle: 1:1
Medium: HSL_1750 Medium parameters used: f = 1770 MHz; σ = 1.42 S/m; ε_r = 40.599; ρ = 1000 kg/m^3
Ambient Temperature：23.4 ℃; Liquid Temperature：22.9 ℃

DASY5 Configuration:
- Probe: EX3DV4 - SN3857; ConvF(7.78, 7.1, 7.9); Calibrated: 2024/1/22
- Sensor-Surface: 1.4mm (Mechanical Surface Detection)
- Electronics: DAE4 Sn1650; Calibrated: 2023/9/13
- Phantom: SAM Twin Phantom; Type: SAM Twin; Serial: TP-1697
- Measurement SW: DASY52, Version 52.10 (4); SEMCAD X Version 14.6.14 (7501)

Area Scan (41x81x1): Interpolated grid: dx=1.500 mm, dy=1.500 mm
Maximum value of SAR (interpolated) = 0.987 W/kg

Zoom Scan (5x5x7)/Cube 0: Measurement grid: dx=8mm, dy=8mm, dz=5mm
Reference Value = 20.20 V/m; Power Drift = 0.05 dB
Peak SAR (extrapolated) = 1.40 W/kg
SAR(1 g) = 0.893 W/kg; SAR(10 g) = 0.548 W/kg
Smallest distance from peaks to all points 3 dB below = 11.6 mm
Ratio of SAR at M2 to SAR at M1 = 58.7%
Maximum value of SAR (measured) = 0.991 W/kg

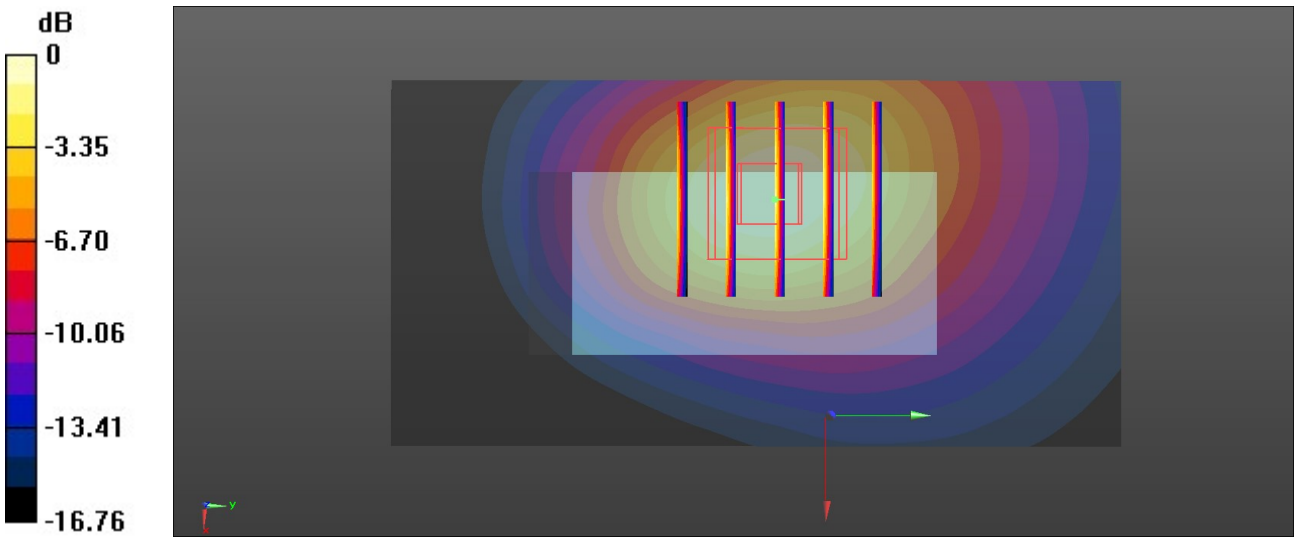

0 dB = 0.991 W/kg = -0.04 dBW/kg

Test Laboratory: Sporton International Inc. SAR/HAC Testing Lab Date: 2024/8/2

50_FR1 n66_40M_QPSK_1RB_1Offset_Bottom Side_10mm_Ch349000

Communication System: UID 0, 5G NR (0); Frequency: 1745 MHz;Duty Cycle: 1:1
Medium: HSL_1750 Medium parameters used: f = 1745 MHz; σ = 1.406 S/m; ε_r = 40.701; ρ = 1000 kg/m^3
Ambient Temperature：23.4 ℃; Liquid Temperature：22.9 ℃

DASY5 Configuration:
- Probe: EX3DV4 - SN3857; ConvF(7.78, 7.1, 7.9); Calibrated: 2024/1/22
- Sensor-Surface: 1.4mm (Mechanical Surface Detection)
- Electronics: DAE4 Sn1650; Calibrated: 2023/9/13
- Phantom: SAM Twin Phantom; Type: SAM Twin; Serial: TP-1697
- Measurement SW: DASY52, Version 52.10 (4); SEMCAD X Version 14.6.14 (7501)

Area Scan (41x81x1): Interpolated grid: dx=1.500 mm, dy=1.500 mm
Maximum value of SAR (interpolated) = 1.26 W/kg

Zoom Scan (5x5x7)/Cube 0: Measurement grid: dx=8mm, dy=8mm, dz=5mm
Reference Value = 27.09 V/m; Power Drift = 0.02 dB
Peak SAR (extrapolated) = 1.68 W/kg
SAR(1 g) = 0.991 W/kg; SAR(10 g) = 0.558 W/kg
Smallest distance from peaks to all points 3 dB below = 12.9 mm
Ratio of SAR at M2 to SAR at M1 = 60.4%
Maximum value of SAR (measured) = 1.23 W/kg

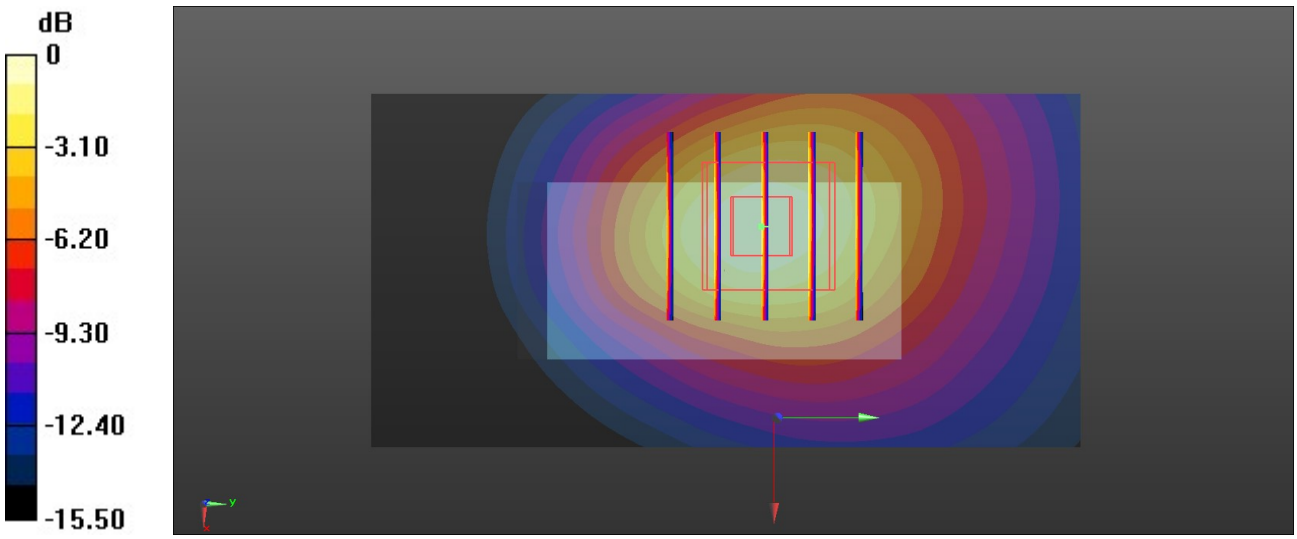

0 dB = 1.23 W/kg = 0.90 dBW/kg