| Mode | 30 | |
|---|---|---|
| | Harmonic | |
| | U-NII-2C_5.47-5.725_802.11n HT20_CH144_5720MHz | |
| ANT | 3 | |
| Pol. | Horizontal | Vertical |
| Peak<br>Avg | 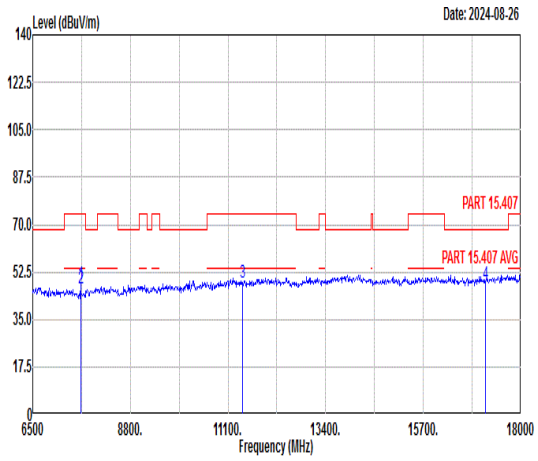 <br><br>Freq Level Limit Line Margin Read Level Ant Factor Cable Loss Preamp Factor APos TPos Remark<br>MHz dBuV/m dBuV/m dB dBuV dB/m dB dB cm deg<br>1 7627.00 47.85 74.00 -26.15 65.64 36.90 10.16 64.85 100 152 Peak<br>2 7627.00 46.38 54.00 -7.62 64.17 36.90 10.16 64.85 100 152 Average<br>3 11440.00 48.46 74.00 -25.54 59.88 39.18 12.84 63.44 --- --- Peak<br>4 17160.00 48.29 68.30 -20.01 56.11 41.78 15.66 65.26 --- --- Peak | 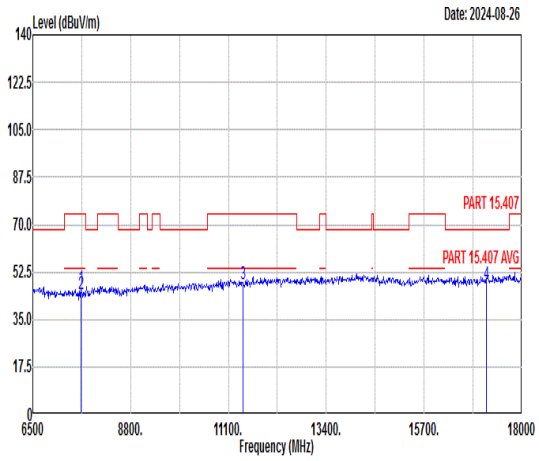 <br><br>Freq Level Limit Line Margin Read Level Ant Factor Cable Loss Preamp Factor APos TPos Remark<br>MHz dBuV/m dBuV/m dB dBuV dB/m dB dB cm deg<br>1 7627.00 46.52 74.00 -27.48 64.31 36.90 10.16 64.85 100 62 Peak<br>2 7627.00 44.28 54.00 -9.72 62.07 36.90 10.16 64.85 100 62 Average<br>3 11440.00 48.32 74.00 -25.68 59.74 39.18 12.84 63.44 --- --- Peak<br>4 17160.00 48.32 68.30 -19.98 56.14 41.78 15.66 65.26 --- --- Peak |

| Mode | 31 | |
|---|---|---|
| | Band Edge | |
| | U-NII-2C_5.47-5.725_802.11n HT40_CH142_5710MHz | |
| ANT | 3 | |
| Pol. | Horizontal | Fundamental |
| Peak | 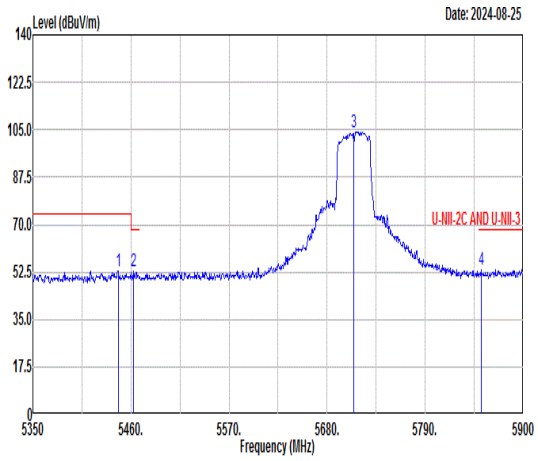 <br>Freq Level Limit Line Margin Read Level Ant Factor Cable Loss Preamp Factor APos TPos Remark<br>MHz dBuV/m dBuV/m dB dBuV dB/m dB dB cm deg<br>1 5445.70 53.03 74.00 -20.97 40.03 35.93 9.68 32.61 100 115 Peak<br>2 5462.75 52.69 68.30 -15.61 39.69 35.92 9.69 32.61 100 115 Peak<br>3 5710.00 104.08 ------ ------ 90.58 36.19 9.99 32.68 100 115 Peak<br>4 5852.70 53.19 68.30 -15.11 39.25 36.39 10.29 32.74 100 115 Peak | Blank |
| Avg | 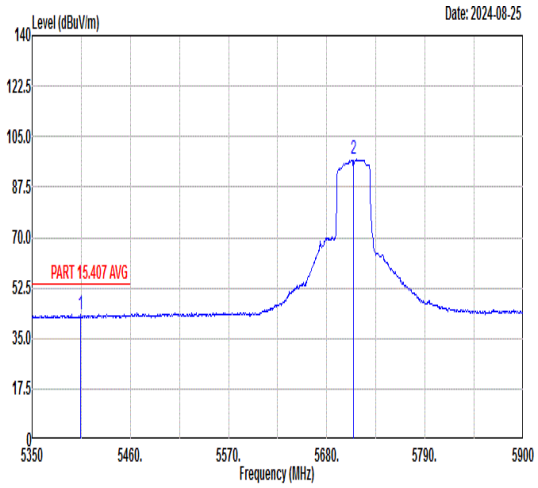 <br>Freq Level Limit Line Margin Read Level Ant Factor Cable Loss Preamp Factor APos TPos Remark<br>MHz dBuV/m dBuV/m dB dBuV dB/m dB dB cm deg<br>1 5404.45 43.20 54.00 -10.80 30.21 35.96 9.65 32.62 100 115 Average<br>2 5710.00 97.02 ------ ------ 83.52 36.19 9.99 32.68 100 115 Average | Blank |

| Mode | 31 | |
|---|---|---|
| | Band Edge | |
| | U-NII-2C_5.47-5.725_802.11n HT40_CH142_5710MHz | |
| ANT | 3 | |
| Pol. | Vertical | Fundamental |
| Peak | 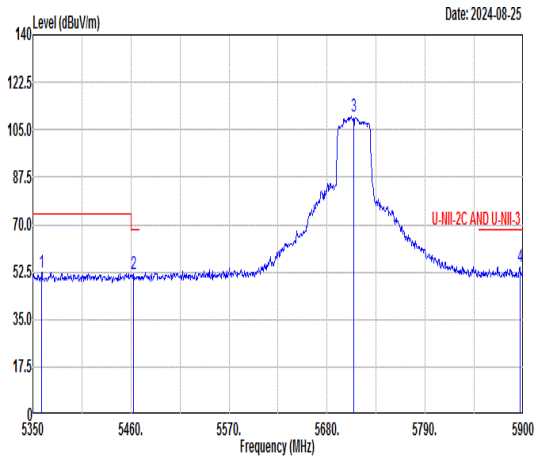 <br>Freq Level Limit Line Margin Read Level Ant Factor Cable Loss Preamp Factor APos TPos Remark<br>MHz dBuV/m dBuV/m dB dBuV dB/m dB dB cm deg<br>1 5359.90 52.34 74.00 -21.66 39.57 35.98 9.42 32.63 100 77 Peak<br>2 5462.75 51.55 68.30 -16.75 38.55 35.92 9.69 32.61 100 77 Peak<br>3 5710.00 109.77 ------ ------ 96.27 36.19 9.99 32.68 100 77 Peak<br>4 5896.15 54.46 68.30 -13.84 40.39 36.45 10.38 32.76 100 77 Peak | Blank |
| Avg | 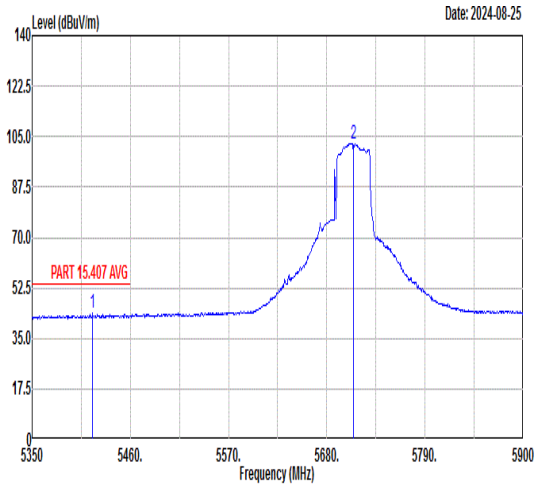 <br>Freq Level Limit Line Margin Read Level Ant Factor Cable Loss Preamp Factor APos TPos Remark<br>MHz dBuV/m dBuV/m dB dBuV dB/m dB dB cm deg<br>1 5417.65 43.77 54.00 -10.23 30.77 35.95 9.67 32.62 100 77 Average<br>2 5710.00 102.58 ------ ------ 89.08 36.19 9.99 32.68 100 77 Average | Blank |

| Mode | 32 | |
|---|---|---|
| | Band Edge | |
| | U-NII-2C_5.47-5.725_802.11ac VHT80_CH138_5690MHz | |
| ANT | 3 | |
| Pol. | Horizontal | Fundamental |
| Peak | 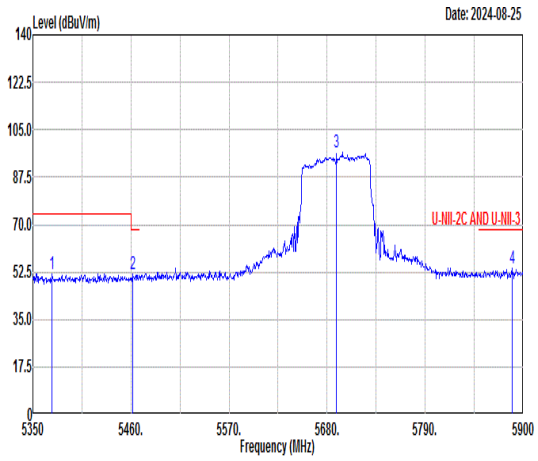 <br>Freq Level Limit Line Margin Read Level Ant Factor Cable Loss Preamp Factor APos TPos Remark<br>MHz dBuV/m dBuV/m dB dBuV dB/m dB dB cm deg<br>1 5371.45 52.03 74.00 -21.97 39.20 35.98 9.48 32.63 100 116 Peak<br>2 5462.20 51.75 68.30 -16.55 38.75 35.92 9.69 32.61 100 116 Peak<br>3 5690.00 96.50 ------ ------ 83.06 36.17 9.95 32.68 100 116 Peak<br>4 5887.90 53.91 68.30 -14.39 39.87 36.44 10.36 32.76 100 116 Peak | Blank |
| Avg | 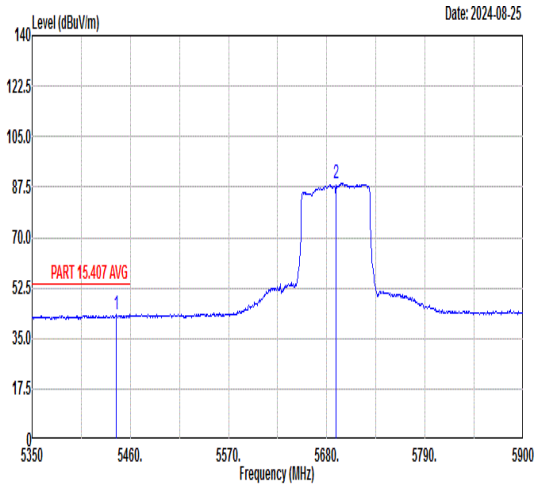 <br>Freq Level Limit Line Margin Read Level Ant Factor Cable Loss Preamp Factor APos TPos Remark<br>MHz dBuV/m dBuV/m dB dBuV dB/m dB dB cm deg<br>1 5444.05 43.21 54.00 -10.79 30.21 35.93 9.68 32.61 100 116 Average<br>2 5690.00 88.67 ------ ------ 75.23 36.17 9.95 32.68 100 116 Average | Blank |

| Mode | 32 | |
|---|---|---|
| | Band Edge | |
| | U-NII-2C_5.47-5.725_802.11ac VHT80_CH138_5690MHz | |
| ANT | 3 | |
| Pol. | Vertical | Fundamental |
| Peak | 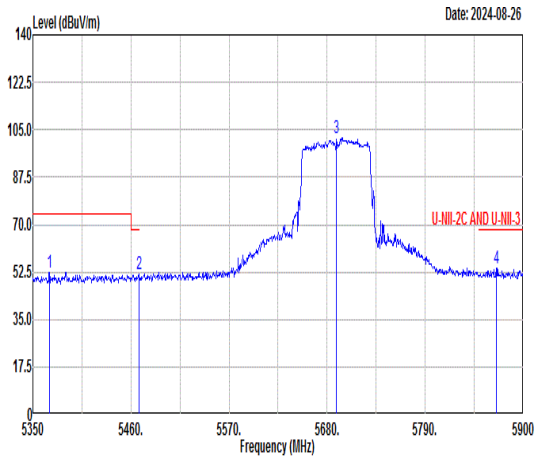 <br>Freq Level Limit Line Margin Read Level Ant Factor Cable Loss Preamp Factor APos TPos Remark<br>MHz dBuV/m dBuV/m dB dBuV dB/m dB dB cm deg<br>1 5368.70 52.48 74.00 -21.52 39.67 35.98 9.46 32.63 100 78 Peak<br>2 5468.80 51.93 68.30 -16.37 38.93 35.92 9.69 32.61 100 78 Peak<br>3 5690.00 102.11 ------ ------ 88.67 36.17 9.95 32.68 100 78 Peak<br>4 5869.75 53.93 68.30 -14.37 39.94 36.42 10.32 32.75 100 78 Peak | Blank |
| Avg | 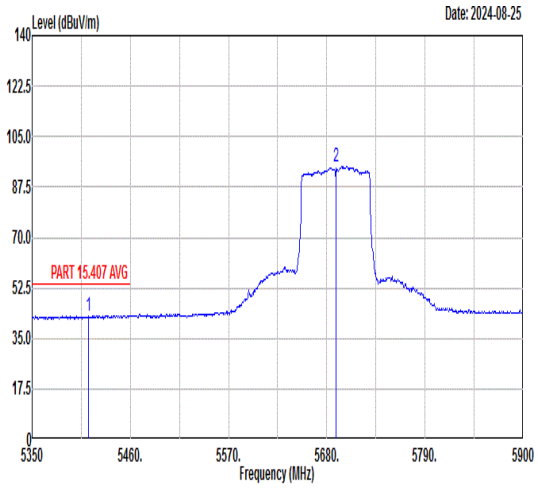 <br>Freq Level Limit Line Margin Read Level Ant Factor Cable Loss Preamp Factor APos TPos Remark<br>MHz dBuV/m dBuV/m dB dBuV dB/m dB dB cm deg<br>1 5413.25 42.96 54.00 -11.04 29.97 35.95 9.66 32.62 100 78 Average<br>2 5690.00 94.81 ------ ------ 81.37 36.17 9.95 32.68 100 78 Average | Blank |

| Mode | 33 | |
|---|---|---|
| | Harmonic | |
| | U-NII-3_5.725-5.85_802.11a_CH149_5745MHz | |
| ANT | 3 | |
| Pol. | Horizontal | Vertical |
| Peak<br>Avg | 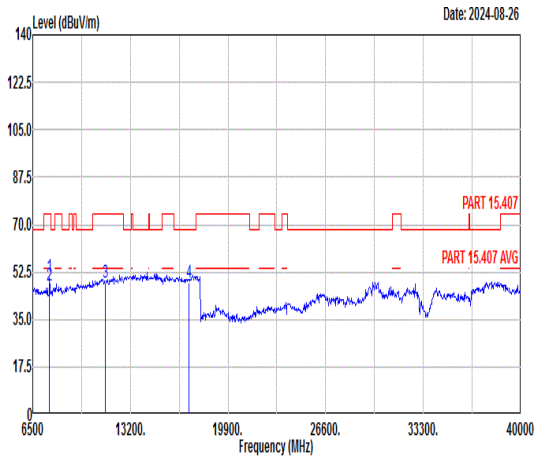 <br><br>Freq Level Limit Line Margin Read Level Ant Factor Cable Loss Preamp Factor APos TPos Remark<br>MHz dBuV/m dBuV/m dB dBuV dB/m dB dB cm deg<br>1 7661.50 50.56 74.00 -23.44 68.30 36.93 10.18 64.85 100 154 Peak<br>2 7661.50 47.30 54.00 -6.70 65.04 36.93 10.18 64.85 100 154 Average<br>3 11490.00 48.50 74.00 -25.50 59.87 39.20 12.87 63.44 --- --- Peak<br>4 17235.00 48.47 68.30 -19.83 56.19 41.86 15.72 65.30 --- --- Peak | 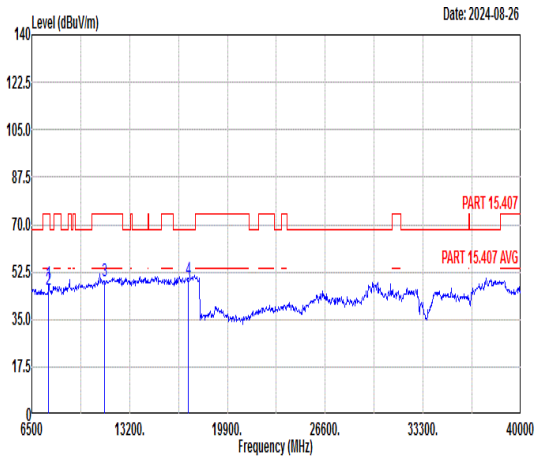 <br><br>Freq Level Limit Line Margin Read Level Ant Factor Cable Loss Preamp Factor APos TPos Remark<br>MHz dBuV/m dBuV/m dB dBuV dB/m dB dB cm deg<br>1 7661.50 48.23 74.00 -25.77 65.97 36.93 10.18 64.85 100 54 Peak<br>2 7661.50 45.76 54.00 -8.24 63.50 36.93 10.18 64.85 100 54 Average<br>3 11490.00 48.95 74.00 -25.05 60.32 39.20 12.87 63.44 --- --- Peak<br>4 17235.00 49.50 68.30 -18.80 57.22 41.86 15.72 65.30 --- --- Peak |

| Mode | 34 | |
|---|---|---|
| | Harmonic | |
| | U-NII-3_5.725-5.85_802.11a_CH157_5785MHz | |
| ANT | 3 | |
| Pol. | Horizontal | Vertical |
| Peak<br>Avg | 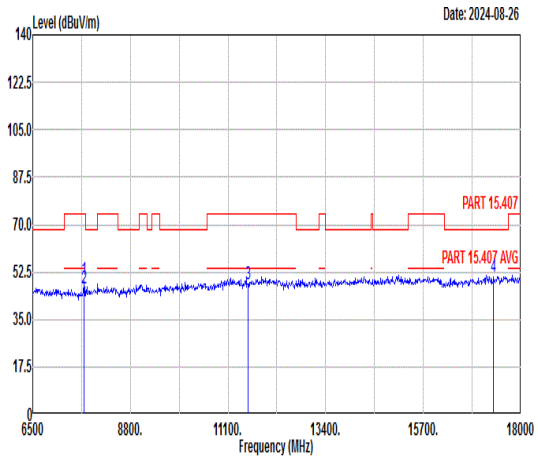 <br>Freq Level Limit Line Margin Read Level Ant Factor Cable Loss Preamp Factor APos TPos Remark<br>MHz dBuV/m dBuV/m dB dBuV dB/m dB dB cm deg<br>1 7707.50 49.85 74.00 -24.15 67.52 36.97 10.21 64.85 100 158 Peak<br>2 7707.50 46.60 54.00 -7.40 64.27 36.97 10.21 64.85 100 158 Average<br>3 11570.00 48.30 74.00 -25.70 59.59 39.23 12.93 63.45 --- --- Peak<br>4 17355.00 50.67 68.30 -17.63 58.23 41.99 15.81 65.36 --- --- Peak | 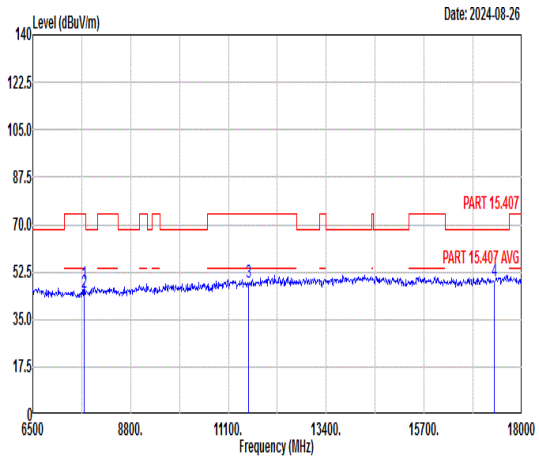 <br>Freq Level Limit Line Margin Read Level Ant Factor Cable Loss Preamp Factor APos TPos Remark<br>MHz dBuV/m dBuV/m dB dBuV dB/m dB dB cm deg<br>1 7707.50 48.00 74.00 -26.00 65.67 36.97 10.21 64.85 100 44 Peak<br>2 7707.50 44.65 54.00 -9.35 62.32 36.97 10.21 64.85 100 44 Average<br>3 11570.00 48.78 74.00 -25.22 60.07 39.23 12.93 63.45 --- --- Peak<br>4 17355.00 49.13 68.30 -19.17 56.69 41.99 15.81 65.36 --- --- Peak |

| Mode | 35 | |
|---|---|---|
| | Harmonic | |
| | U-NII-3_5.725-5.85_802.11a_CH165_5825MHz | |
| ANT | 3 | |
| Pol. | Horizontal | Vertical |
| Peak<br>Avg | 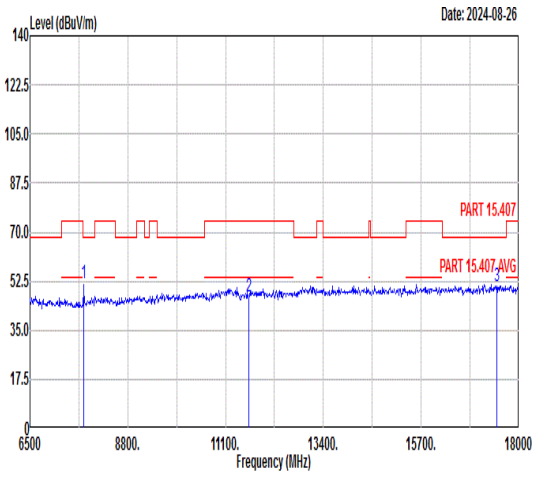 <br><br>Freq Level Limit Line Margin Read Level Ant Factor Cable Loss Preamp Factor APos TPos Remark<br>MHz dBuV/m dBuV/m dB dBuV dB/m dB dB cm deg<br>1 7765.00 51.56 68.30 -16.74 69.15 37.01 10.25 64.85 100 151 Peak<br>2 11650.00 47.19 74.00 -26.81 58.39 39.26 12.99 63.45 --- --- Peak<br>3 17475.00 50.68 68.30 -17.62 58.09 42.12 15.90 65.43 --- --- Peak | 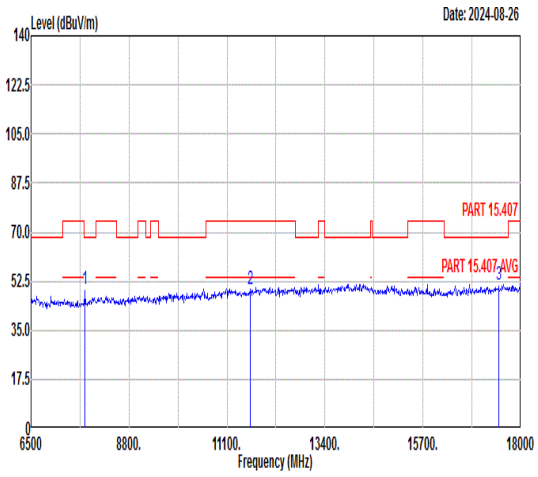 <br><br>Freq Level Limit Line Margin Read Level Ant Factor Cable Loss Preamp Factor APos TPos Remark<br>MHz dBuV/m dBuV/m dB dBuV dB/m dB dB cm deg<br>1 7765.00 49.66 68.30 -18.64 67.25 37.01 10.25 64.85 100 43 Peak<br>2 11650.00 49.57 74.00 -24.43 60.77 39.26 12.99 63.45 --- --- Peak<br>3 17475.00 51.38 68.30 -16.92 58.79 42.12 15.90 65.43 --- --- Peak |

| Mode | 36 | |
|---|---|---|
| | Band Edge | |
| | U-NII-3_5.725-5.85_802.11n HT20_CH149_5745MHz | |
| ANT | 3 | |
| Pol. | Horizontal | Fundamental |
| Peak | 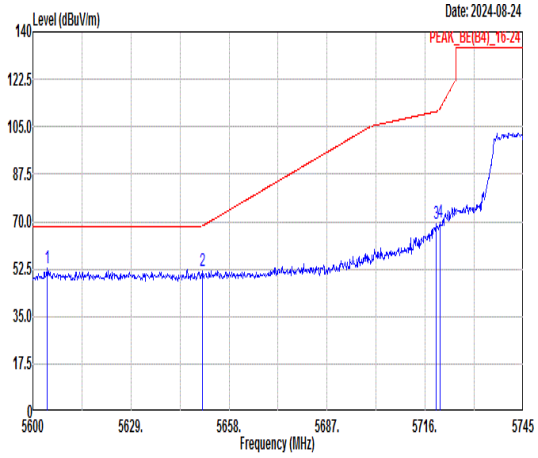 <br>Freq Level Limit Line Margin (dB) Read Level Ant Factor Cable Loss Preamp Factor APos TPos Remark<br>MHz dBuV/m dBuV/m dBuV dB/m dB dB cm deg<br>1 5604.21 52.66 68.30 -15.64 39.49 36.05 9.76 32.64 400 226 PEAK<br>2 5650.03 51.61 68.32 -16.71 38.30 36.11 9.86 32.66 400 226 PEAK<br>3 5719.34 69.05 110.61 -41.56 55.52 36.21 10.01 32.69 400 226 PEAK<br>4 5720.50 69.74 111.93 -42.19 56.21 36.21 10.01 32.69 400 226 PEAK | 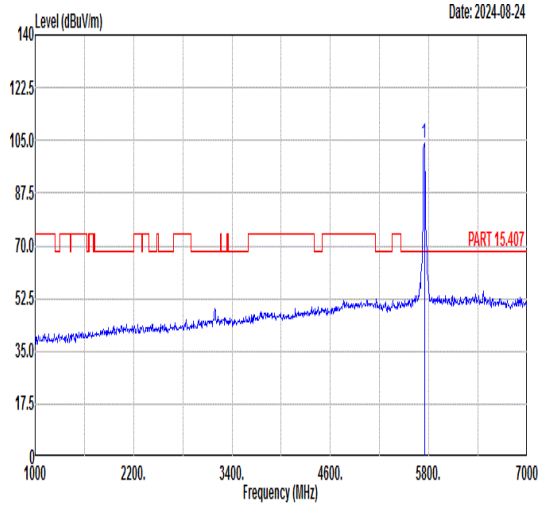 <br>Freq Level Limit Line Margin (dB) Read Level Ant Factor Cable Loss Preamp Factor APos TPos Remark<br>MHz dBuV/m dBuV/m dBuV dB/m dB dB cm deg<br>1 5745.00 104.33 ------ ------ 90.73 36.24 10.06 32.70 400 226 PEAK |
| Avg | Blank | 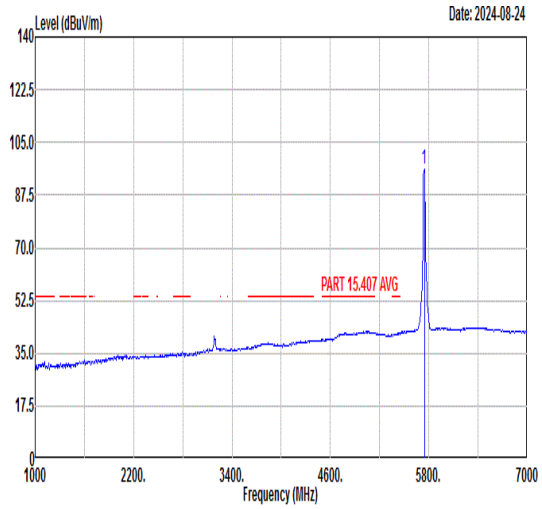 <br>Freq Level Limit Line Margin (dB) Read Level Ant Factor Cable Loss Preamp Factor APos TPos Remark<br>MHz dBuV/m dBuV/m dBuV dB/m dB dB cm deg<br>1 5745.00 96.19 ------ ------ 82.59 36.24 10.06 32.70 400 226 AVERAGE |

| Mode | 36 | |
|---|---|---|
| | Band Edge | |
| | U-NII-3_5.725-5.85_802.11n HT20_CH149_5745MHz | |
| ANT | 3 | |
| Pol. | Vertical | Fundamental |
| Peak | 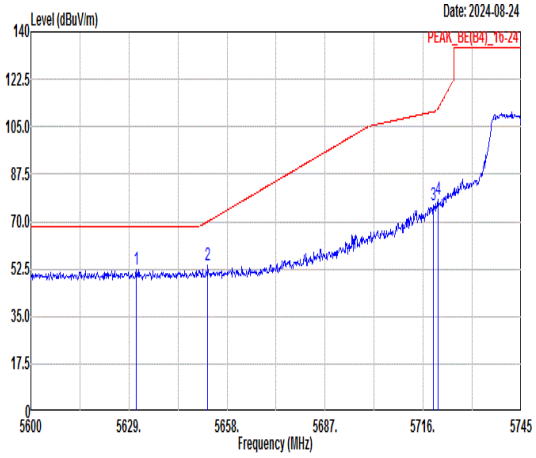 <br>Freq Level Limit Line Margin (dB) Read Level Ant Factor Cable Loss Preamp Factor APos TPos Remark<br>MHz dBuV/m dBuV/m dBuV dB/m dB dB cm deg<br>1 5631.18 52.42 68.30 -15.88 39.17 36.08 9.82 32.65 110 0 PEAK<br>2 5652.35 54.13 70.04 -15.91 40.81 36.11 9.87 32.66 110 0 PEAK<br>3 5718.90 76.31 110.49 -34.18 62.78 36.21 10.01 32.69 110 0 PEAK<br>4 5720.35 78.19 111.60 -33.41 64.66 36.21 10.01 32.69 110 0 PEAK | 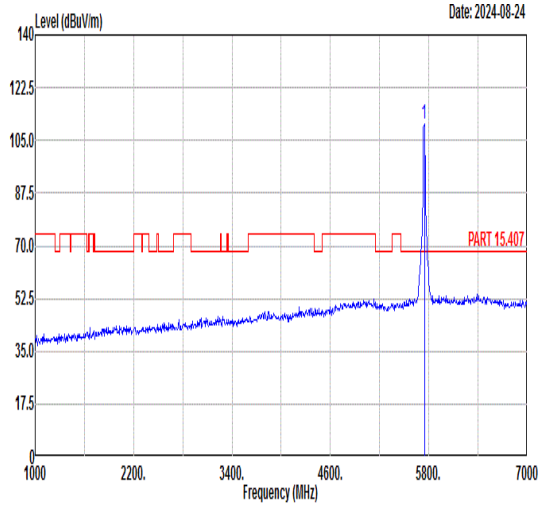 <br>Freq Level Limit Line Margin (dB) Read Level Ant Factor Cable Loss Preamp Factor APos TPos Remark<br>MHz dBuV/m dBuV/m dBuV dB/m dB dB cm deg<br>1 5745.00 110.16 ------ ------ 96.56 36.24 10.06 32.70 110 0 PEAK |
| Avg | Blank | 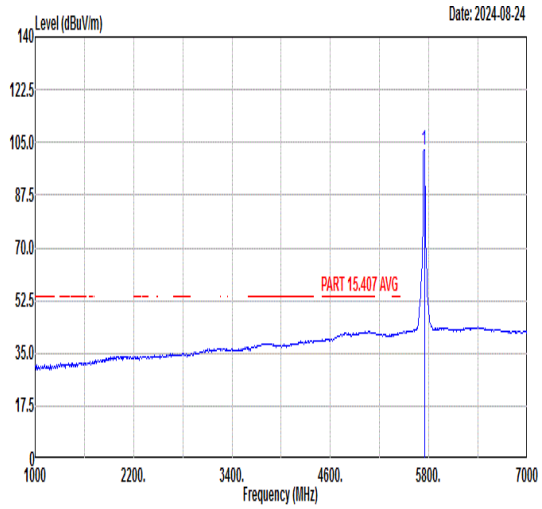 <br>Freq Level Limit Line Margin (dB) Read Level Ant Factor Cable Loss Preamp Factor APos TPos Remark<br>MHz dBuV/m dBuV/m dBuV dB/m dB dB cm deg<br>1 5745.00 102.37 ------ ------ 88.78 36.24 10.05 32.70 110 0 AVERAGE |

| Mode | 36 | |
|---|---|---|
| | Harmonic | |
| | U-NII-3_5.725-5.85_802.11n HT20_CH149_5745MHz | |
| ANT | 3 | |
| Pol. | Horizontal | Vertical |
| Peak<br>Avg | 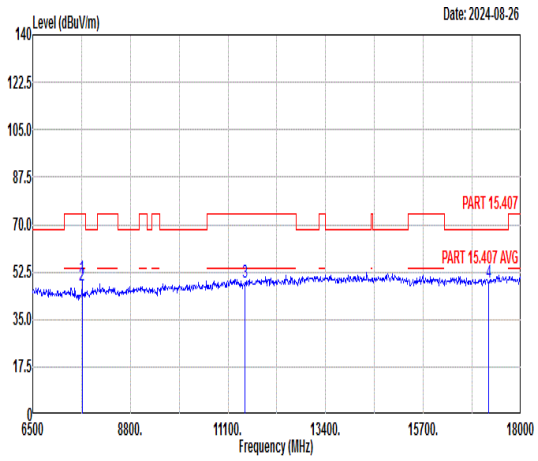 <br><br>Freq Level Limit Line Margin Read Level Ant Factor Cable Loss Preamp Factor APos TPos Remark<br>MHz dBuV/m dBuV/m dB dBuV dB/m dB dB cm deg<br>1 7661.50 50.40 74.00 -23.60 68.14 36.93 10.18 64.85 100 154 Peak<br>2 7661.50 47.38 54.00 -6.62 65.12 36.93 10.18 64.85 100 154 Average<br>3 11490.00 48.41 74.00 -25.59 59.78 39.20 12.87 63.44 --- --- Peak<br>4 17235.00 48.58 68.30 -19.72 56.30 41.86 15.72 65.30 --- --- Peak | 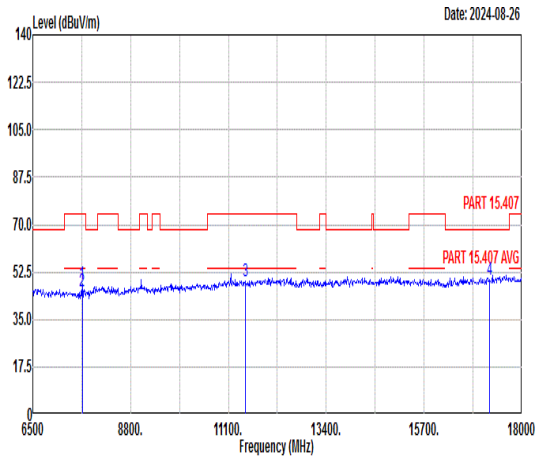 <br><br>Freq Level Limit Line Margin Read Level Ant Factor Cable Loss Preamp Factor APos TPos Remark<br>MHz dBuV/m dBuV/m dB dBuV dB/m dB dB cm deg<br>1 7661.50 48.11 74.00 -25.89 65.85 36.93 10.18 64.85 100 54 Peak<br>2 7661.50 45.44 54.00 -8.56 63.18 36.93 10.18 64.85 100 54 Average<br>3 11490.00 48.93 74.00 -25.07 60.30 39.20 12.87 63.44 --- --- Peak<br>4 17235.00 49.45 68.30 -18.85 57.17 41.86 15.72 65.30 --- --- Peak |

| Mode | 37 | |
|---|---|---|
| | Harmonic | |
| | U-NII-3_5.725-5.85_802.11n HT20_CH157_5785MHz | |
| ANT | 3 | |
| Pol. | Horizontal | Vertical |
| Peak<br>Avg | 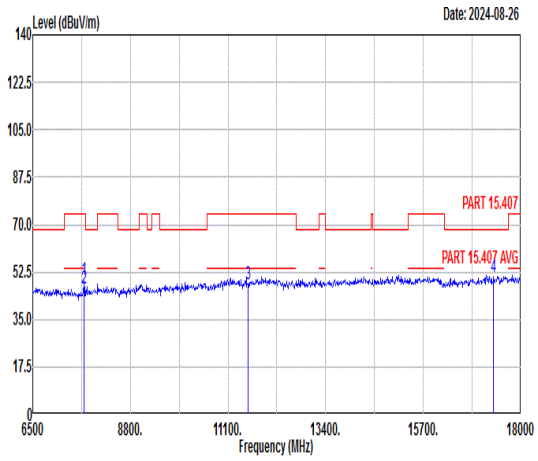 <br><br>Freq Level Limit Line Margin Read Level Ant Factor Cable Loss Preamp Factor APos TPos Remark<br>MHz dBuV/m dBuV/m dB dBuV dB/m dB dB cm deg<br>1 7707.50 49.79 74.00 -24.21 67.46 36.97 10.21 64.85 100 158 Peak<br>2 7707.50 46.57 54.00 -7.43 64.24 36.97 10.21 64.85 100 158 Average<br>3 11570.00 48.28 74.00 -25.72 59.57 39.23 12.93 63.45 --- --- Peak<br>4 17355.00 50.61 68.30 -17.69 58.17 41.99 15.81 65.36 --- --- Peak | 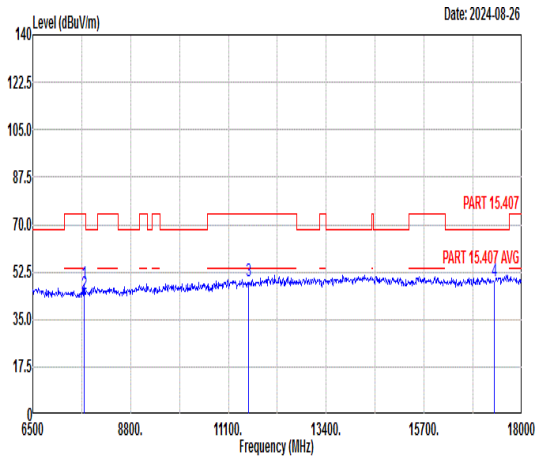 <br><br>Freq Level Limit Line Margin Read Level Ant Factor Cable Loss Preamp Factor APos TPos Remark<br>MHz dBuV/m dBuV/m dB dBuV dB/m dB dB cm deg<br>1 7707.50 47.93 74.00 -26.07 65.60 36.97 10.21 64.85 100 44 Peak<br>2 7707.50 44.50 54.00 -9.50 62.17 36.97 10.21 64.85 100 44 Average<br>3 11570.00 48.88 74.00 -25.12 60.17 39.23 12.93 63.45 --- --- Peak<br>4 17355.00 49.10 68.30 -19.20 56.66 41.99 15.81 65.36 --- --- Peak |

| Mode | 38 | |
|---|---|---|
| | Band Edge | |
| | U-NII-3_5.725-5.85_802.11n HT20_CH165_5825MHz | |
| ANT | 3 | |
| Pol. | Horizontal | Fundamental |
| Peak | 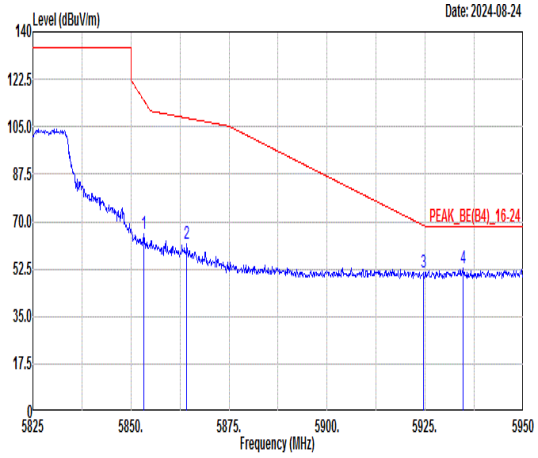 <br>Freq Level Limit Line Margin Read Level Ant Factor Cable Loss Preamp Factor APos TPos Remark<br>MHz dBuV/m dBuV/m dB dBuV dB/m dB dB cm deg<br>1 5853.25 65.45 114.79 -49.34 51.51 36.39 10.29 32.74 100 131 PEAK<br>2 5864.25 61.76 108.21 -46.45 47.79 36.41 10.31 32.75 100 131 PEAK<br>3 5924.63 51.38 68.58 -17.20 37.22 36.49 10.44 32.77 100 131 PEAK<br>4 5934.75 52.72 68.30 -15.58 38.52 36.51 10.46 32.77 100 131 PEAK | 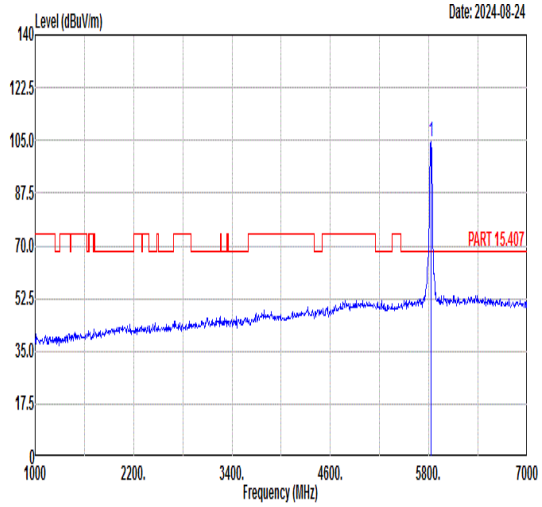 <br>Freq Level Limit Line Margin Read Level Ant Factor Cable Loss Preamp Factor APos TPos Remark<br>MHz dBuV/m dBuV/m dB dBuV dB/m dB dB cm deg<br>1 5825.00 104.41 ------ ------ 90.56 36.35 10.23 32.73 100 131 PEAK |
| Avg | Blank | 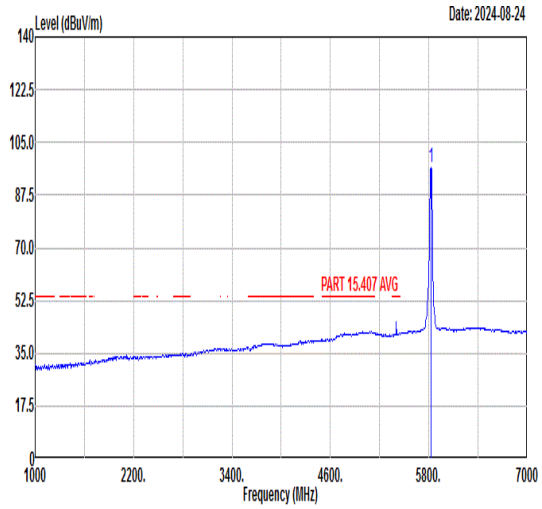 <br>Freq Level Limit Line Margin Read Level Ant Factor Cable Loss Preamp Factor APos TPos Remark<br>MHz dBuV/m dBuV/m dB dBuV dB/m dB dB cm deg<br>1 5825.00 96.45 ------ ------ 82.60 36.35 10.23 32.73 100 131 AVERAGE |

| Mode | 38 | |
|---|---|---|
| | Band Edge | |
| | U-NII-3_5.725-5.85_802.11n HT20_CH165_5825MHz | |
| ANT | 3 | |
| Pol. | Vertical | Fundamental |
| Peak | 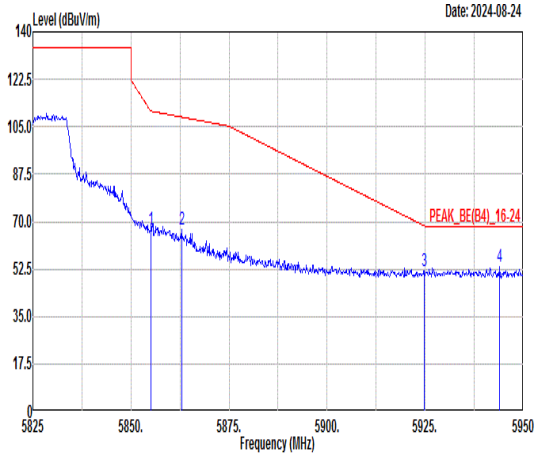 <br>Freq Level Limit Line Margin Read Level Ant Factor Cable Loss Preamp Factor APos TPos Remark<br>MHz dBuV/m dBuV/m dB dBuV dB/m dB dB cm deg<br>1 5855.00 67.32 110.80 -43.48 53.37 36.40 10.29 32.74 100 92 PEAK<br>2 5862.88 67.29 108.59 -41.30 53.32 36.41 10.31 32.75 100 92 PEAK<br>3 5924.75 51.93 68.48 -16.55 37.77 36.49 10.44 32.77 100 92 PEAK<br>4 5944.00 53.27 68.30 -15.03 39.05 36.52 10.48 32.78 100 92 PEAK | 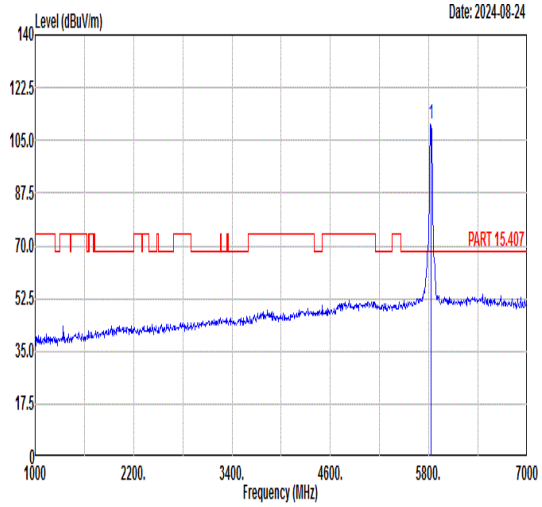 <br>Freq Level Limit Line Margin Read Level Ant Factor Cable Loss Preamp Factor APos TPos Remark<br>MHz dBuV/m dBuV/m dB dBuV dB/m dB dB cm deg<br>1 5825.00 110.22 ------ ------ 96.39 36.35 10.21 32.73 100 92 PEAK |
| Avg | Blank | 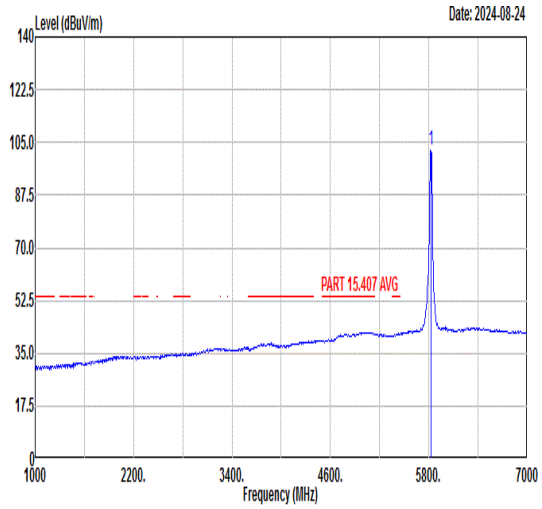 <br>Freq Level Limit Line Margin Read Level Ant Factor Cable Loss Preamp Factor APos TPos Remark<br>MHz dBuV/m dBuV/m dB dBuV dB/m dB dB cm deg<br>1 5825.00 102.55 ------ ------ 88.72 36.35 10.21 32.73 100 92 AVERAGE |

| Mode | 38 | |
|---|---|---|
| | Harmonic | |
| | U-NII-3_5.725-5.85_802.11n HT20_CH165_5825MHz | |
| ANT | 3 | |
| Pol. | Horizontal | Vertical |
| Peak<br>Avg | 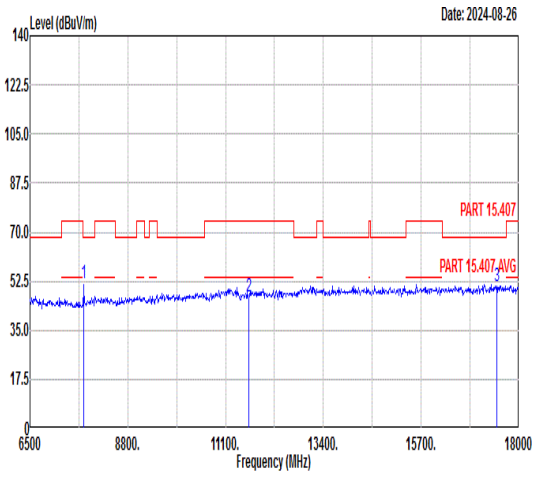 <br><br>Freq Level Limit Line Margin Read Level Ant Factor Cable Loss Preamp Factor APos TPos Remark<br>MHz dBuV/m dBuV/m dB dBuV dB/m dB dB cm deg<br>1 7765.00 51.69 68.30 -16.61 69.28 37.01 10.25 64.85 100 151 Peak<br>2 11650.00 47.23 74.00 -26.77 58.43 39.26 12.99 63.45 --- --- Peak<br>3 17475.00 50.76 68.30 -17.54 58.17 42.12 15.90 65.43 --- --- Peak | 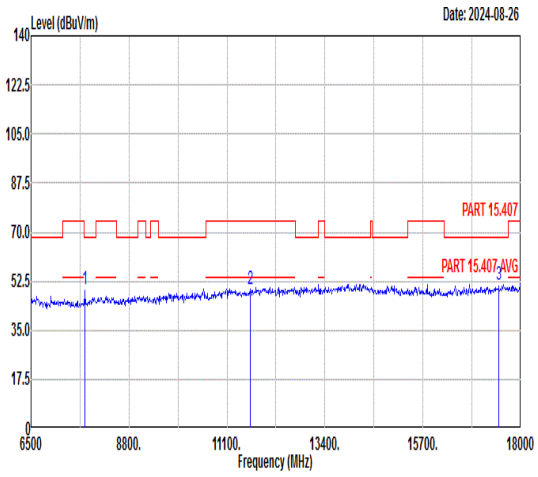 <br><br>Freq Level Limit Line Margin Read Level Ant Factor Cable Loss Preamp Factor APos TPos Remark<br>MHz dBuV/m dBuV/m dB dBuV dB/m dB dB cm deg<br>1 7765.00 49.81 68.30 -18.49 67.40 37.01 10.25 64.85 100 43 Peak<br>2 11650.00 49.63 74.00 -24.37 60.83 39.26 12.99 63.45 --- --- Peak<br>3 17475.00 51.49 68.30 -16.81 58.90 42.12 15.90 65.43 --- --- Peak |

| Mode | 39 | |
|---|---|---|
| | Band Edge - L | |
| | U-NII-3_5.725-5.85_802.11n HT40_CH151_5755MHz | |
| ANT | 3 | |
| Pol. | Horizontal | Fundamental |
| Peak | 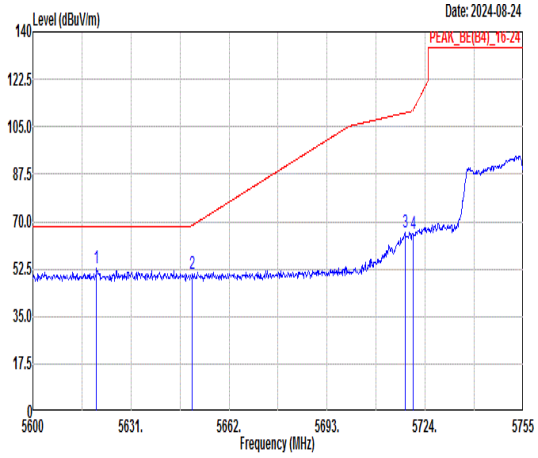 <br>Freq Level Limit Line Margin (dB) Read Level Ant Factor Cable Loss Preamp Factor APos TPos Remark<br>MHz dBuV/m dBuV/m dBuV dB/m dB dB cm deg<br>1 5620.15 52.98 68.30 -15.32 39.76 36.07 9.80 32.65 252 0 PEAK<br>2 5650.38 50.72 68.58 -17.86 37.41 36.11 9.86 32.66 252 0 PEAK<br>3 5717.65 65.78 110.14 -44.36 52.27 36.20 10.00 32.69 252 0 PEAK<br>4 5720.13 65.34 111.09 -45.75 51.81 36.21 10.01 32.69 252 0 PEAK | 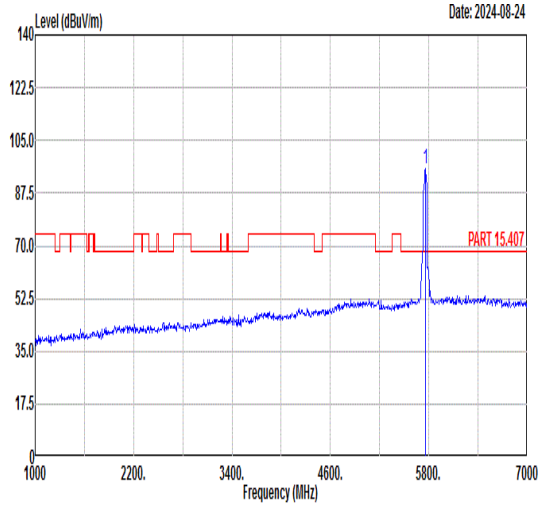 <br>Freq Level Limit Line Margin (dB) Read Level Ant Factor Cable Loss Preamp Factor APos TPos Remark<br>MHz dBuV/m dBuV/m dBuV dB/m dB dB cm deg<br>1 5755.00 95.82 ------ ------ 82.17 36.26 10.09 32.70 252 0 PEAK |
| Avg | Blank | 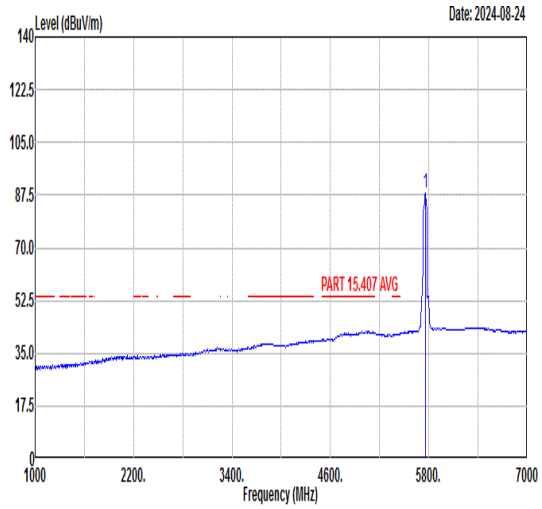 <br>Freq Level Limit Line Margin (dB) Read Level Ant Factor Cable Loss Preamp Factor APos TPos Remark<br>MHz dBuV/m dBuV/m dBuV dB/m dB dB cm deg<br>1 5755.00 88.25 ------ ------ 74.60 36.26 10.09 32.70 252 0 AVERAGE |

| Mode | 39 | |
|---|---|---|
| | Band Edge - R | |
| | U-NII-3_5.725-5.85_802.11n HT40_CH151_5755MHz | |
| ANT | 3 | |
| Pol. | Horizontal | Fundamental |
| Peak | 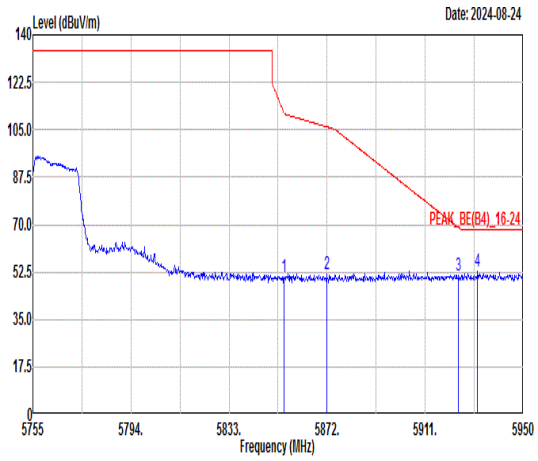 <br>Freq Level Limit Line Margin (dB) Read Level Ant Factor Cable Loss Preamp Factor APos TPos Remark<br>MHz dBuV/m dBuV/m dBuV dB/m dB dB cm deg<br>1 5854.84 50.84 111.17 -60.33 36.89 36.40 10.29 32.74 252 0 PEAK<br>2 5871.81 51.86 106.09 -54.23 37.86 36.42 10.33 32.75 252 0 PEAK<br>3 5924.26 51.18 68.84 -17.66 37.02 36.49 10.44 32.77 252 0 PEAK<br>4 5931.87 53.05 68.30 -15.25 38.87 36.50 10.45 32.77 252 0 PEAK | Blank |

| Mode | 39 | |
|---|---|---|
| | Band Edge - L | |
| | U-NII-3_5.725-5.85_802.11n HT40_CH151_5755MHz | |
| ANT | 3 | |
| Pol. | Vertical | Fundamental |
| Peak | 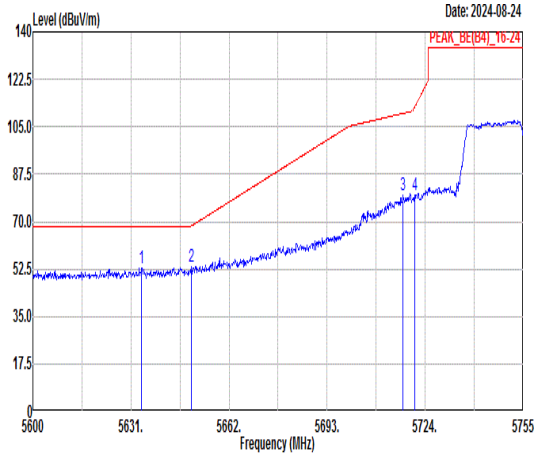 <br>Freq Level Limit Line Margin (dB) Read Level Ant Factor Cable Loss Preamp Factor APos TPos Remark<br>MHz dBuV/m dBuV/m dBuV dB/m dB dB cm deg<br>1 5634.41 52.90 68.30 -15.40 39.63 36.09 9.83 32.65 100 90 PEAK<br>2 5650.07 53.39 68.35 -14.96 40.08 36.11 9.86 32.66 100 90 PEAK<br>3 5717.03 79.61 109.97 -30.36 66.10 36.20 10.00 32.69 100 90 PEAK<br>4 5720.59 79.78 112.15 -32.37 66.25 36.21 10.01 32.69 100 90 PEAK | 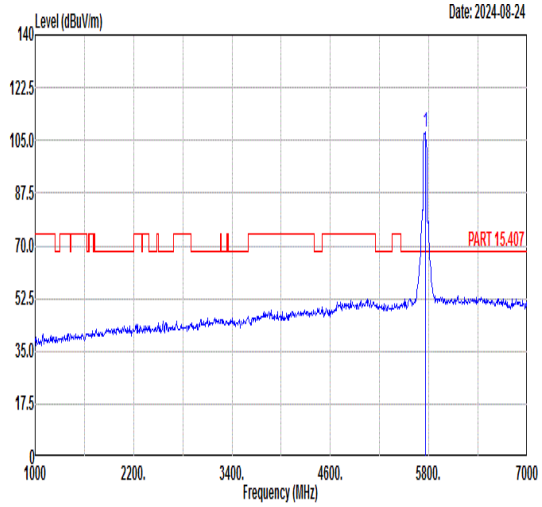 <br>Freq Level Limit Line Margin (dB) Read Level Ant Factor Cable Loss Preamp Factor APos TPos Remark<br>MHz dBuV/m dBuV/m dBuV dB/m dB dB cm deg<br>1 5755.00 107.53 ------ ------ 93.88 36.26 10.09 32.70 100 90 PEAK |
| Avg | Blank | 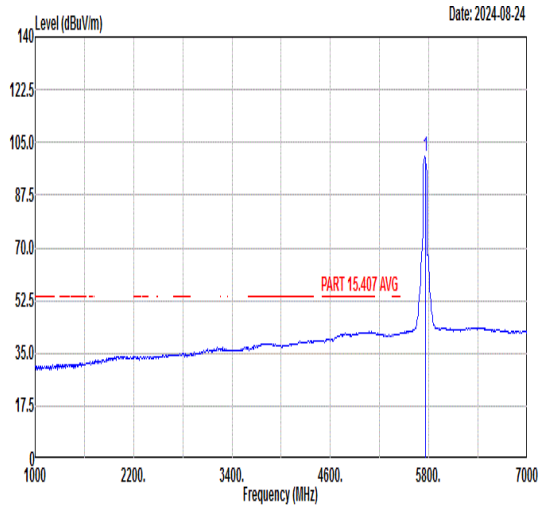 <br>Freq Level Limit Line Margin (dB) Read Level Ant Factor Cable Loss Preamp Factor APos TPos Remark<br>MHz dBuV/m dBuV/m dBuV dB/m dB dB cm deg<br>1 5755.00 100.31 ------ ------ 86.68 36.25 10.08 32.70 100 90 AVERAGE |

| Mode | 39 | |
|---|---|---|
| | Band Edge - R | |
| | U-NII-3_5.725-5.85_802.11n HT40_CH151_5755MHz | |
| ANT | 3 | |
| Pol. | Vertical | Fundamental |
| Peak | 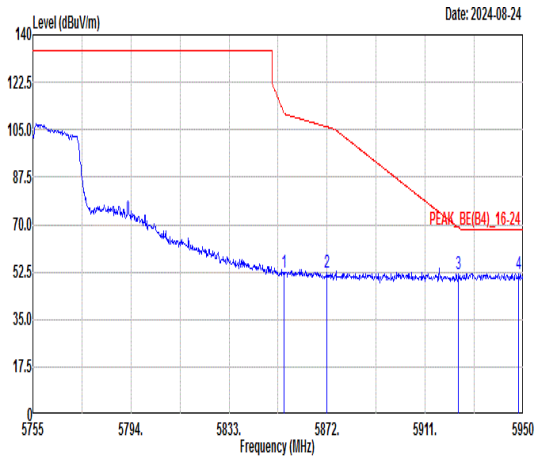 <br>Freq Level Limit Line Margin (dB) Read Level Ant Factor Cable Loss Preamp Factor APos TPos Remark<br>MHz dBuV/m dBuV/m dBuV dB/m dB dB cm deg<br>1 5854.84 52.09 111.17 -59.08 38.14 36.40 10.29 32.74 100 90 PEAK<br>2 5872.00 52.56 106.04 -53.48 38.56 36.42 10.33 32.75 100 90 PEAK<br>3 5924.26 51.78 68.84 -17.06 37.62 36.49 10.44 32.77 100 90 PEAK<br>4 5948.05 51.96 68.30 -16.34 37.72 36.53 10.49 32.78 100 90 PEAK | Blank |

| Mode | 40 | |
|---|---|---|
| | Band Edge - L | |
| | U-NII-3_5.725-5.85_802.11n HT40_CH159_5795MHz | |
| ANT | 3 | |
| Pol. | Horizontal | Fundamental |
| Peak | 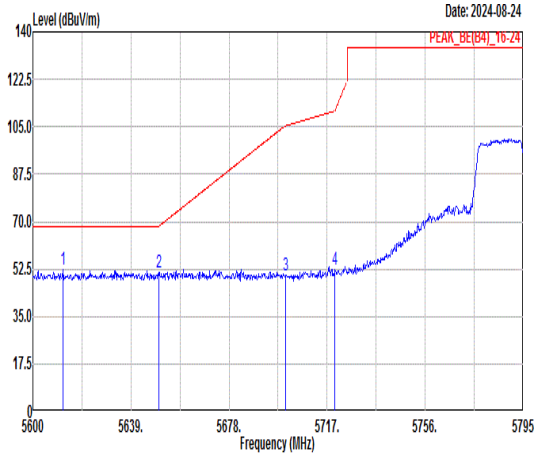 <br>Freq Level Limit Line Margin (dB) Read Level Ant Factor Cable Loss Preamp Factor APos TPos Remark<br>MHz dBuV/m dBuV/m dBuV dB/m dB dB cm deg<br>1 5612.09 52.36 68.30 -15.94 39.16 36.06 9.78 32.64 400 305 PEAK<br>2 5650.12 51.01 68.39 -17.38 37.70 36.11 9.86 32.66 400 305 PEAK<br>3 5700.43 50.23 105.32 -55.09 36.76 36.18 9.97 32.68 400 305 PEAK<br>4 5720.12 52.04 111.07 -59.03 38.51 36.21 10.01 32.69 400 305 PEAK | 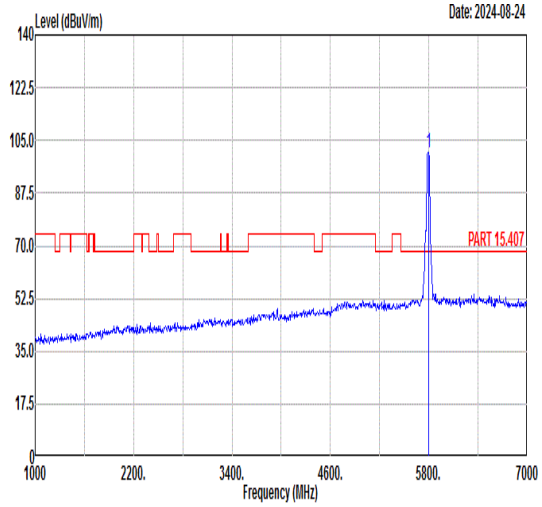 <br>Freq Level Limit Line Margin (dB) Read Level Ant Factor Cable Loss Preamp Factor APos TPos Remark<br>MHz dBuV/m dBuV/m dBuV dB/m dB dB cm deg<br>1 5795.00 100.86 ------ ------ 87.11 36.31 10.16 32.72 400 305 PEAK |
| Avg | Blank | 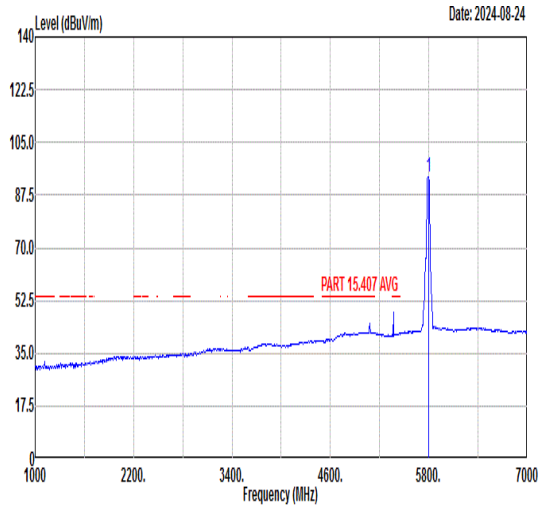 <br>Freq Level Limit Line Margin (dB) Read Level Ant Factor Cable Loss Preamp Factor APos TPos Remark<br>MHz dBuV/m dBuV/m dBuV dB/m dB dB cm deg<br>1 5795.00 93.41 ------ ------ 79.68 36.30 10.15 32.72 400 305 AVERAGE |

| Mode | 40 | |
|---|---|---|
| | Band Edge - R | |
| | U-NII-3_5.725-5.85_802.11n HT40_CH159_5795MHz | |
| ANT | 3 | |
| Pol. | Horizontal | Fundamental |
| Peak | 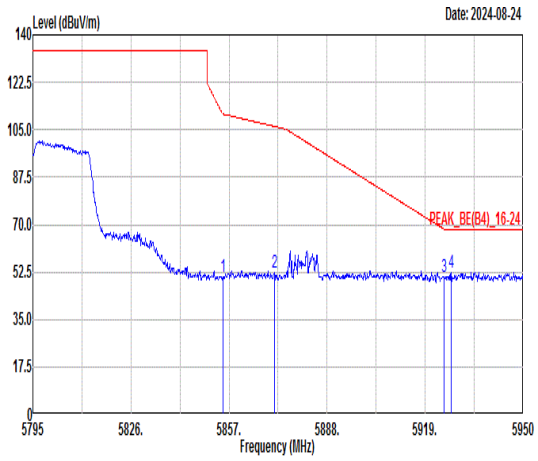 <br>Freq Level Limit Line Margin (dB) Read Level Ant Factor Cable Loss Preamp Factor APos TPos Remark<br>MHz dBuV/m dBuV/m dBuV dB/m dB dB cm deg<br>1 5854.99 50.85 110.83 -59.98 36.90 36.40 10.29 32.74 400 305 PEAK<br>2 5871.42 52.37 106.20 -53.83 38.37 36.42 10.33 32.75 400 305 PEAK<br>3 5924.89 50.74 68.38 -17.64 36.58 36.49 10.44 32.77 400 305 PEAK<br>4 5927.22 52.49 68.30 -15.81 38.32 36.50 10.44 32.77 400 305 PEAK | Blank |

| Mode | 40 | |
|---|---|---|
| | Band Edge - L | |
| | U-NII-3_5.725-5.85_802.11n HT40_CH159_5795MHz | |
| ANT | 3 | |
| Pol. | Vertical | Fundamental |
| Peak | 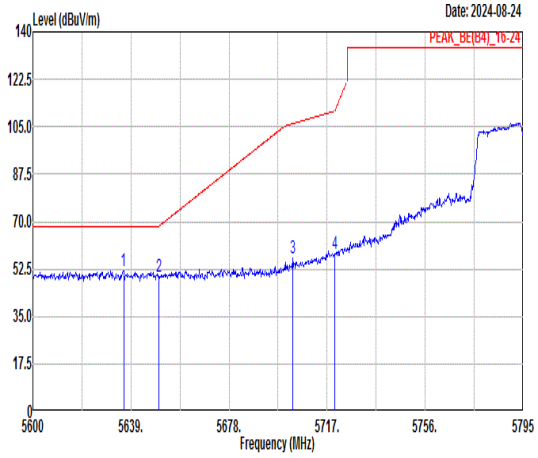 <br>Freq Level Limit Line Margin (dB) Read Level Ant Factor Cable Loss Preamp Factor APos TPos Remark<br>MHz dBuV/m dBuV/m dBuV dB/m dB dB cm deg<br>1 5636.08 51.63 68.30 -16.67 38.36 36.09 9.83 32.65 109 0 PEAK<br>2 5650.12 49.70 68.39 -18.69 36.39 36.11 9.86 32.66 109 0 PEAK<br>3 5703.35 56.47 106.14 -49.67 43.00 36.18 9.97 32.68 109 0 PEAK<br>4 5720.12 58.38 111.07 -52.69 44.85 36.21 10.01 32.69 109 0 PEAK | 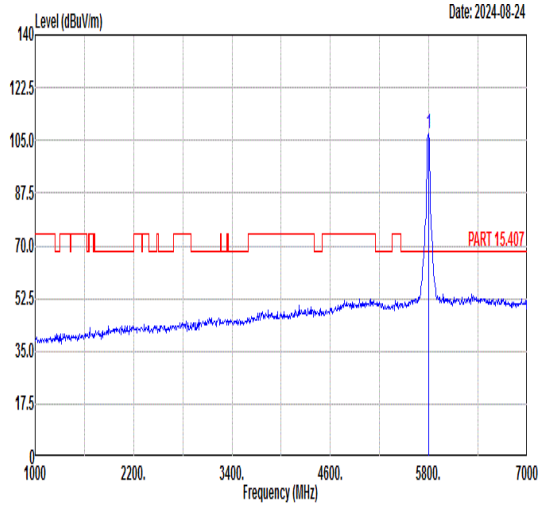 <br>Freq Level Limit Line Margin (dB) Read Level Ant Factor Cable Loss Preamp Factor APos TPos Remark<br>MHz dBuV/m dBuV/m dBuV dB/m dB dB cm deg<br>1 5795.00 107.18 ------ ------ 93.43 36.31 10.16 32.72 109 0 PEAK |
| Avg | Blank | 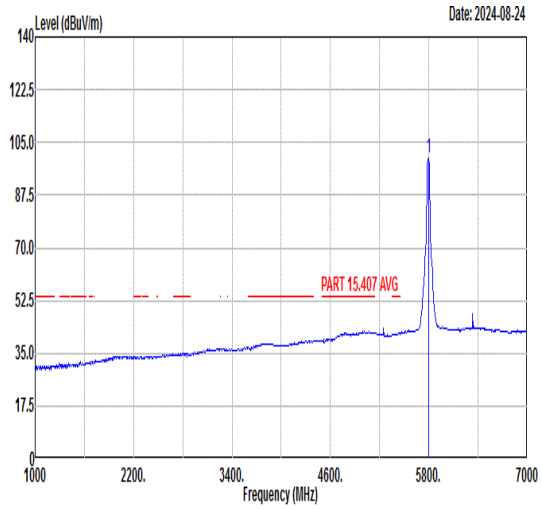 <br>Freq Level Limit Line Margin (dB) Read Level Ant Factor Cable Loss Preamp Factor APos TPos Remark<br>MHz dBuV/m dBuV/m dBuV dB/m dB dB cm deg<br>1 5795.00 99.68 ------ ------ 85.93 36.31 10.16 32.72 109 0 AVERAGE |

| Mode | 40 | |
|---|---|---|
| | Band Edge - R | |
| | U-NII-3_5.725-5.85_802.11n HT40_CH159_5795MHz | |
| ANT | 3 | |
| Pol. | Vertical | Fundamental |
| Peak | 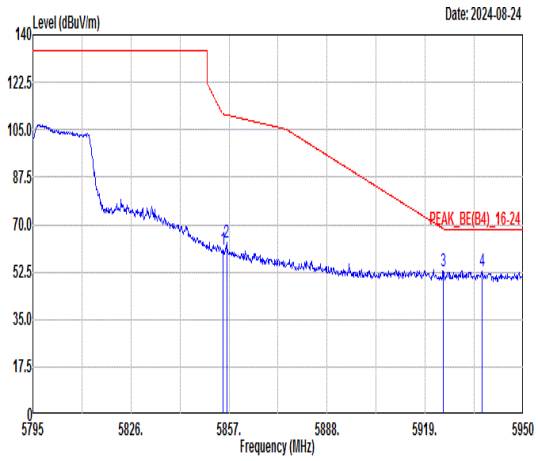 <br>Freq Level Limit Line Margin (dB) Read Level Ant Factor Cable Loss Preamp Factor APos TPos Remark<br>MHz dBuV/m dBuV/m dBuV dB/m dB dB cm deg<br>1 5854.99 60.95 110.83 -49.88 47.00 36.40 10.29 32.74 109 0 PEAK<br>2 5856.23 63.52 110.46 -46.94 49.57 36.40 10.29 32.74 109 0 PEAK<br>3 5924.74 52.82 68.49 -15.67 38.66 36.49 10.44 32.77 109 0 PEAK<br>4 5936.98 53.02 68.30 -15.28 38.82 36.51 10.46 32.77 109 0 PEAK | Blank |

| Mode | 41 | |
|---|---|---|
| | Band Edge - L | |
| | U-NII-3_5.725-5.85_802.11ac VHT80_CH155_5775MHz | |
| ANT | 3 | |
| Pol. | Horizontal | Fundamental |
| Peak | 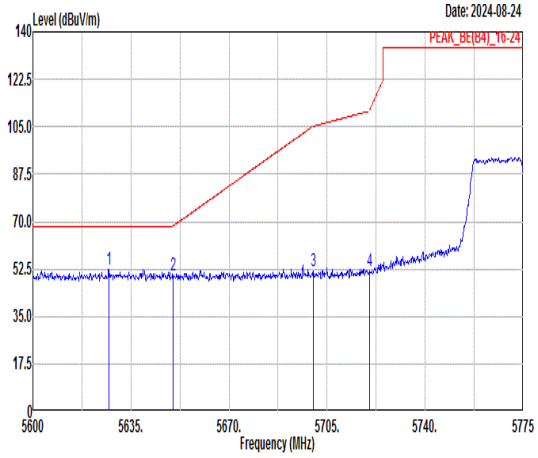 <br>Freq Level Limit Line Margin (dB) Read Level Ant Factor Cable Loss Preamp Factor APos TPos Remark<br>MHz dBuV/m dBuV/m dBuV dB/m dB dB cm deg<br>1 5627.13 52.42 68.30 -15.88 39.18 36.08 9.81 32.65 100 233 PEAK<br>2 5650.05 50.11 68.34 -18.23 36.80 36.11 9.86 32.66 100 233 PEAK<br>3 5700.10 51.55 105.23 -53.68 38.08 36.18 9.97 32.68 100 233 PEAK<br>4 5720.05 51.52 110.91 -59.39 37.99 36.21 10.01 32.69 100 233 PEAK | 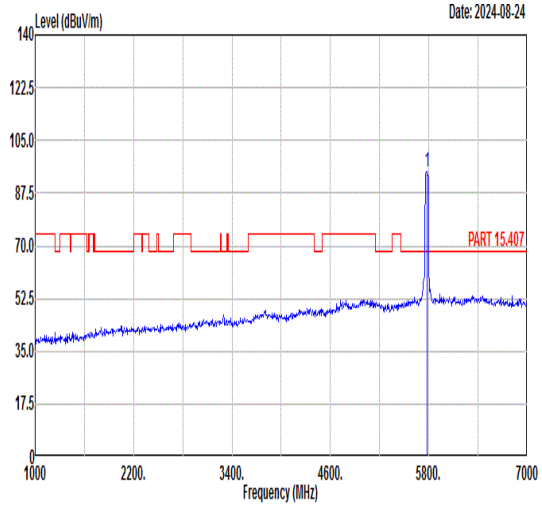 <br>Freq Level Limit Line Margin (dB) Read Level Ant Factor Cable Loss Preamp Factor APos TPos Remark<br>MHz dBuV/m dBuV/m dBuV dB/m dB dB cm deg<br>1 5775.00 94.54 ------ ------ 80.83 36.29 10.13 32.71 100 233 PEAK |
| Avg | Blank | 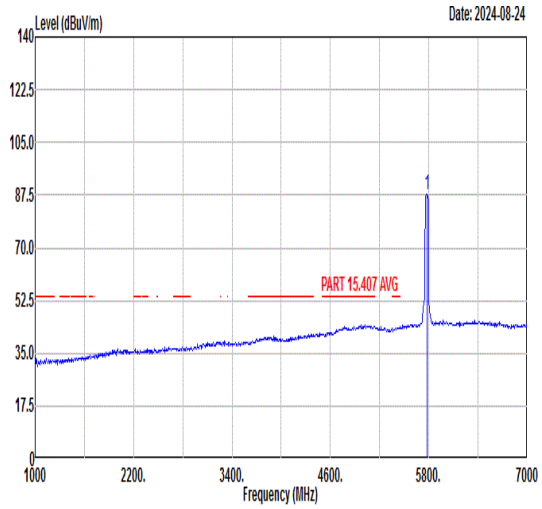 <br>Freq Level Limit Line Margin (dB) Read Level Ant Factor Cable Loss Preamp Factor APos TPos Remark<br>MHz dBuV/m dBuV/m dBuV dB/m dB dB cm deg<br>1 5775.00 87.78 ------ ------ 74.10 36.28 10.11 32.71 100 233 AVERAGE |

| Mode | 41 | |
|---|---|---|
| | Band Edge - R | |
| | U-NII-3_5.725-5.85_802.11ac VHT80_CH155_5775MHz | |
| ANT | 3 | |
| Pol. | Horizontal | Fundamental |
| Peak | 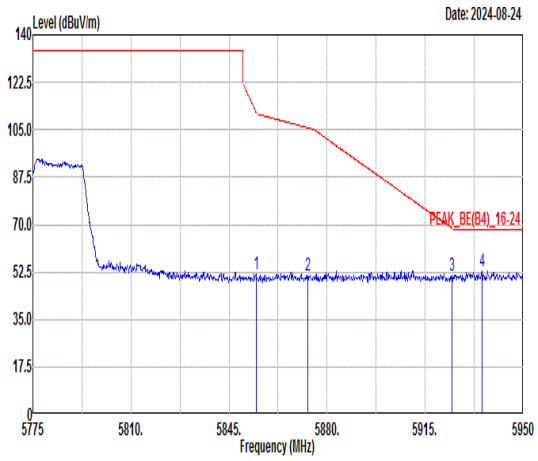 <br>Freq Level Limit Line Margin (dB) Read Level Ant Factor Cable Loss Preamp Factor APos TPos Remark<br>MHz dBuV/m dBuV/m dBuV dB/m dB dB cm deg<br>1 5854.63 51.58 111.65 -60.07 37.63 36.40 10.29 32.74 100 233 PEAK<br>2 5873.00 51.24 105.76 -54.52 37.24 36.42 10.33 32.75 100 233 PEAK<br>3 5924.45 51.28 68.70 -17.42 37.12 36.49 10.44 32.77 100 233 PEAK<br>4 5935.30 52.76 68.30 -15.54 38.56 36.51 10.46 32.77 100 233 PEAK | Blank |

| Mode | 41 | |
|---|---|---|
| | Band Edge - L | |
| | U-NII-3_5.725-5.85_802.11ac VHT80_CH155_5775MHz | |
| ANT | 3 | |
| Pol. | Vertical | Fundamental |
| Peak | 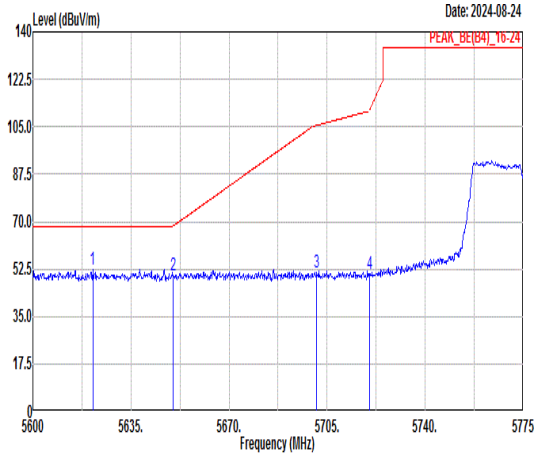 <br>Freq Level Limit Line Margin (dB) Read Level Ant Factor Cable Loss Preamp Factor APos TPos Remark<br>MHz dBuV/m dBuV/m dBuV dB/m dB dB cm deg<br>1 5621.35 52.12 68.30 -16.18 38.90 36.07 9.80 32.65 376 260 PEAK<br>2 5650.05 50.33 68.34 -18.01 37.02 36.11 9.86 32.66 376 260 PEAK<br>3 5701.33 51.41 105.57 -54.16 37.94 36.18 9.97 32.68 376 260 PEAK<br>4 5720.23 50.69 111.31 -60.62 37.16 36.21 10.01 32.69 376 260 PEAK | 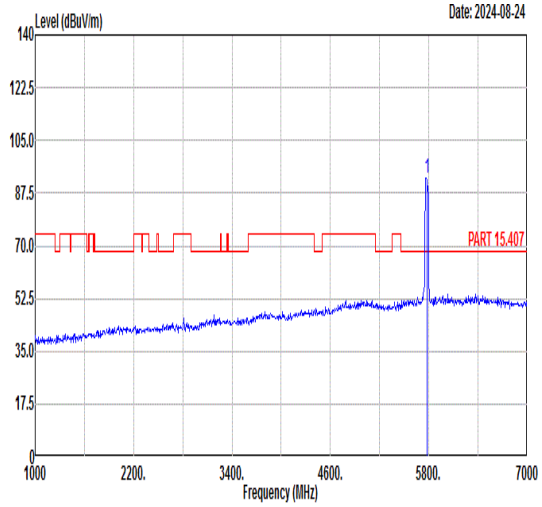 <br>Freq Level Limit Line Margin (dB) Read Level Ant Factor Cable Loss Preamp Factor APos TPos Remark<br>MHz dBuV/m dBuV/m dBuV dB/m dB dB cm deg<br>1 5775.00 92.67 ------ ------ 79.01 36.27 10.10 32.71 376 260 PEAK |
| Avg | Blank | 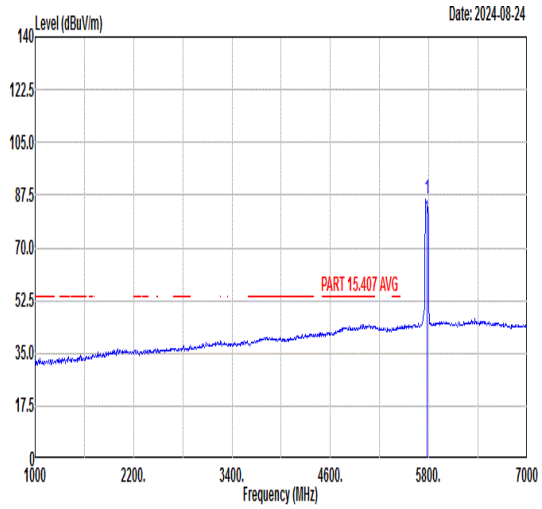 <br>Freq Level Limit Line Margin (dB) Read Level Ant Factor Cable Loss Preamp Factor APos TPos Remark<br>MHz dBuV/m dBuV/m dBuV dB/m dB dB cm deg<br>1 5775.00 86.24 ------ ------ 72.58 36.27 10.10 32.71 376 260 AVERAGE |

| Mode | 41 | |
|---|---|---|
| | Band Edge - R | |
| | U-NII-3_5.725-5.85_802.11ac VHT80_CH155_5775MHz | |
| ANT | 3 | |
| Pol. | Vertical | Fundamental |
| Peak | 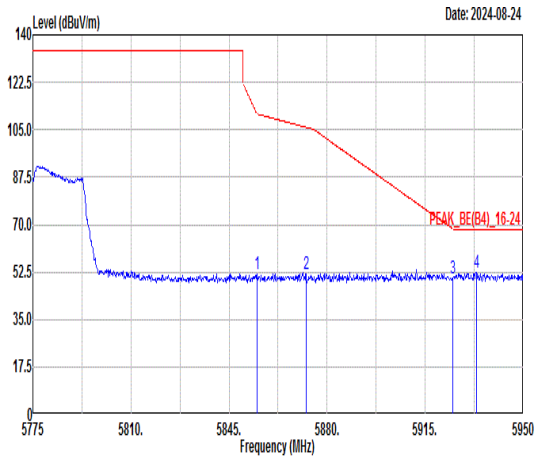 <br>Freq Level Limit Line Margin (dB) Read Level Ant Factor Cable Loss Preamp Factor APos TPos Remark<br>MHz dBuV/m dBuV/m dBuV dB/m dB dB cm deg<br>1 5854.98 51.64 110.86 -59.22 37.69 36.40 10.29 32.74 376 260 PEAK<br>2 5872.48 52.02 105.91 -53.89 38.02 36.42 10.33 32.75 376 260 PEAK<br>3 5924.98 50.23 68.32 -18.09 36.07 36.49 10.44 32.77 376 260 PEAK<br>4 5933.20 52.53 68.30 -15.77 38.33 36.51 10.46 32.77 376 260 PEAK | Blank |

| Mode | 42 | |
|---|---|---|
| | LF | |
| | U-NII-1_5.15-5.25_802.11a-LF_CH36_5180MHz | |
| ANT | 3 | |
| Pol. | Horizontal | Vertical |
| QP/ Peak | 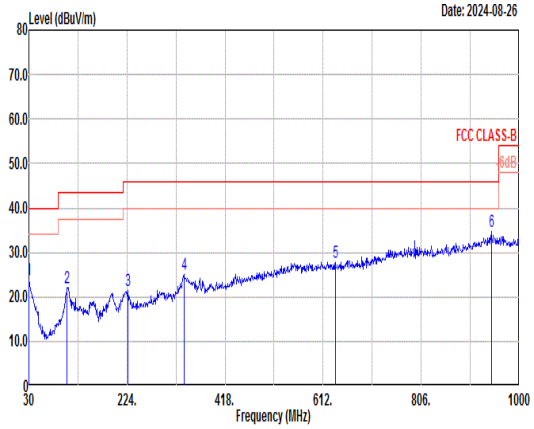 | 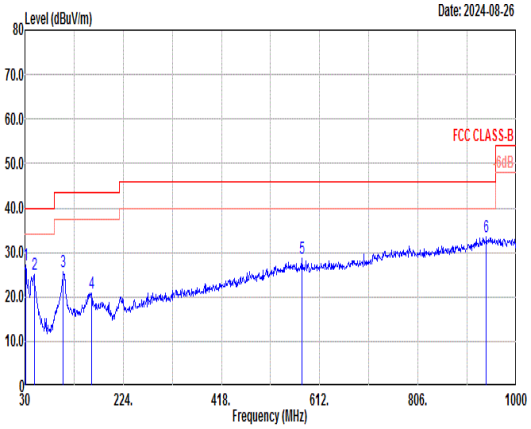 |



| | Freq | Level | Limit Line | Margin | Read Level | Ant Factor | Cable Loss | Preamp Factor | APos | TPos | Remark |
|---|---|---|---|---|---|---|---|---|---|---|---|
| | MHz | dBuV/m | dBuV/m | dB | dBuV | dB/m | dB | dB | cm | deg | |
| 1 | 30.00 | 23.81 | 40.00 | -16.19 | 29.68 | 25.20 | 0.53 | 31.60 | --- | --- | Peak |
| 2 | 105.66 | 22.12 | 43.50 | -21.38 | 36.25 | 16.70 | 1.05 | 31.88 | --- | --- | Peak |
| 3 | 225.94 | 21.41 | 46.00 | -24.59 | 35.67 | 15.80 | 1.54 | 31.60 | --- | --- | Peak |
| 4 | 336.52 | 25.04 | 46.00 | -20.96 | 34.47 | 20.07 | 1.93 | 31.43 | --- | --- | Peak |
| 5 | 636.25 | 27.91 | 46.00 | -18.09 | 30.03 | 26.42 | 2.63 | 31.17 | --- | --- | Peak |
| 6 | 944.71 | 34.72 | 46.00 | -11.28 | 31.71 | 30.60 | 3.22 | 30.81 | --- | --- | Peak |



| | Freq | Level | Limit Line | Margin | Read Level | Ant Factor | Cable Loss | Preamp Factor | APos | TPos | Remark |
|---|---|---|---|---|---|---|---|---|---|---|---|
| | MHz | dBuV/m | dBuV/m | dB | dBuV | dB/m | dB | dB | cm | deg | |
| 1 | 30.97 | 27.12 | 40.00 | -12.88 | 33.50 | 24.70 | 0.54 | 31.62 | --- | --- | Peak |
| 2 | 48.43 | 25.05 | 40.00 | -14.95 | 40.73 | 15.50 | 0.69 | 31.87 | --- | --- | Peak |
| 3 | 105.66 | 25.63 | 43.50 | -17.87 | 39.76 | 16.70 | 1.05 | 31.88 | --- | --- | Peak |
| 4 | 160.95 | 20.85 | 43.50 | -22.65 | 34.74 | 16.50 | 1.29 | 31.68 | --- | --- | Peak |
| 5 | 577.08 | 28.68 | 46.00 | -17.32 | 31.26 | 26.06 | 2.51 | 31.15 | --- | --- | Peak |
| 6 | 940.83 | 33.60 | 46.00 | -12.40 | 30.84 | 30.36 | 3.22 | 30.82 | --- | --- | Peak |

| Mode | 43 | |
|---|---|---|
| | LF | |
| | U-NII-3_5.725-5.85_802.11a-LF_CH149_5745MHz | |
| ANT | 3 | |
| Pol. | Horizontal | Vertical |
| QP/ Peak | 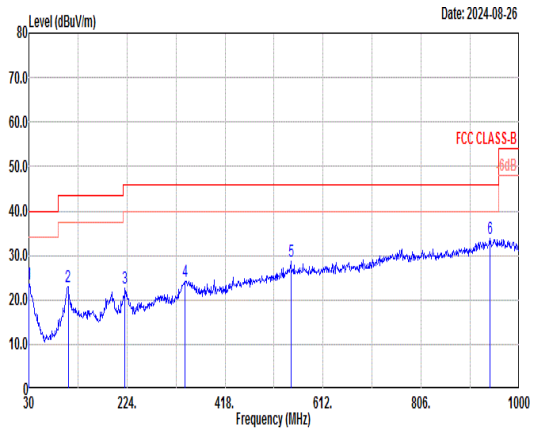 | 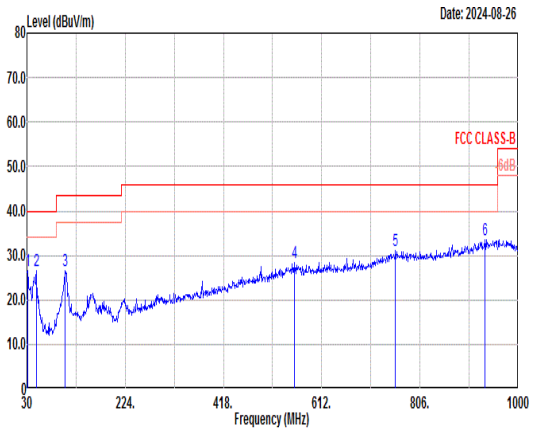 |



| | Freq | Level | Limit Line | Margin | Read Level | Ant Factor | Cable Loss | Preamp Factor | APos | TPos | Remark |
|---|---|---|---|---|---|---|---|---|---|---|---|
| | MHz | dBuV/m | dBuV/m | dB | dBuV | dB/m | dB | dB | cm | deg | |
| 1 | 30.00 | 23.61 | 40.00 | -16.39 | 29.48 | 25.20 | 0.53 | 31.60 | --- | --- | Peak |
| 2 | 107.60 | 22.85 | 43.50 | -20.65 | 36.76 | 16.90 | 1.06 | 31.87 | --- | --- | Peak |
| 3 | 220.12 | 22.67 | 46.00 | -23.33 | 37.45 | 15.30 | 1.52 | 31.60 | --- | --- | Peak |
| 4 | 339.43 | 24.29 | 46.00 | -21.71 | 33.60 | 20.17 | 1.94 | 31.42 | --- | --- | Peak |
| 5 | 547.98 | 28.60 | 46.00 | -17.40 | 32.24 | 25.12 | 2.45 | 31.21 | --- | --- | Peak |
| 6 | 941.80 | 33.89 | 46.00 | -12.11 | 31.07 | 30.42 | 3.22 | 30.82 | --- | --- | Peak |



| | Freq | Level | Limit Line | Margin | Read Level | Ant Factor | Cable Loss | Preamp Factor | APos | TPos | Remark |
|---|---|---|---|---|---|---|---|---|---|---|---|
| | MHz | dBuV/m | dBuV/m | dB | dBuV | dB/m | dB | dB | cm | deg | |
| 1 | 31.94 | 26.49 | 40.00 | -13.51 | 33.48 | 24.10 | 0.55 | 31.64 | --- | --- | Peak |
| 2 | 48.43 | 26.48 | 40.00 | -13.52 | 42.16 | 15.50 | 0.69 | 31.87 | --- | --- | Peak |
| 3 | 104.69 | 26.44 | 43.50 | -17.06 | 40.58 | 16.70 | 1.04 | 31.88 | --- | --- | Peak |
| 4 | 557.68 | 28.29 | 46.00 | -17.71 | 30.61 | 26.38 | 2.48 | 31.18 | --- | --- | Peak |
| 5 | 757.50 | 31.02 | 46.00 | -14.98 | 31.05 | 28.30 | 2.86 | 31.19 | --- | --- | Peak |
| 6 | 934.04 | 33.46 | 46.00 | -12.54 | 31.12 | 29.96 | 3.21 | 30.83 | --- | --- | Peak |

## <Co-Location>

| Mode | 44 |
|---|---|
| | Band Edge |
| | U-NII-1_5.15-5.25_802.11a_CH36_5180MHz+LTE B48 Link |
| ANT | 3 |

| Pol. | Horizontal | Fundamental |
|---|---|---|
| Peak | 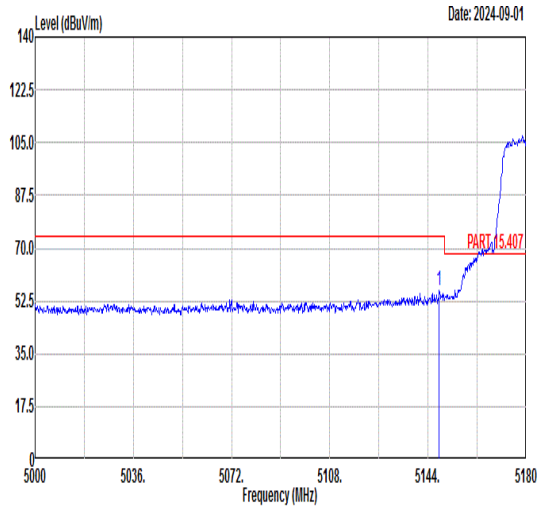 <br>Freq Level Limit Line Margin Read Level Ant Factor Cable Loss Preamp Factor APos TPos Remark<br>MHz dBuV/m dBuV/m dB dBuV dB/m dB dB cm deg<br>1 5148.14 55.84 74.00 -18.16 43.87 36.11 8.53 32.67 279 277 PEAK | 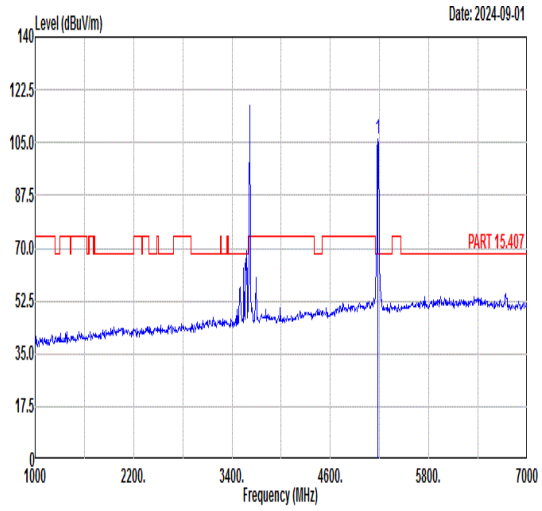 <br>Freq Level Limit Line Margin Read Level Ant Factor Cable Loss Preamp Factor APos TPos Remark<br>MHz dBuV/m dBuV/m dB dBuV dB/m dB dB cm deg<br>1 5180.00 106.09 ------ ------ 94.07 36.09 8.59 32.66 279 277 PEAK |
| Avg | 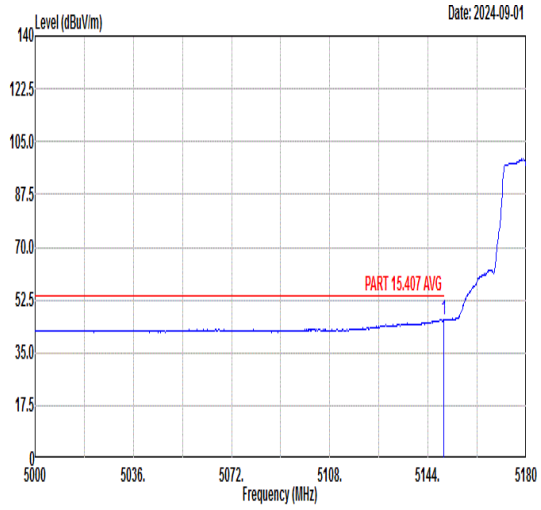 <br>Freq Level Limit Line Margin Read Level Ant Factor Cable Loss Preamp Factor APos TPos Remark<br>MHz dBuV/m dBuV/m dB dBuV dB/m dB dB cm deg<br>1 5149.76 45.94 54.00 -8.06 33.96 36.11 8.54 32.67 279 277 AVERAGE | 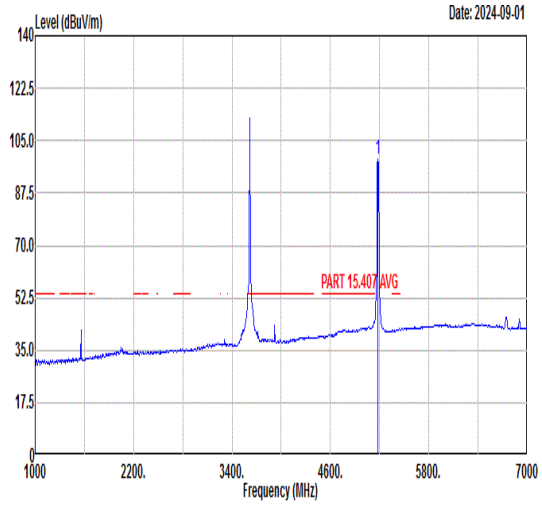 <br>Freq Level Limit Line Margin Read Level Ant Factor Cable Loss Preamp Factor APos TPos Remark<br>MHz dBuV/m dBuV/m dB dBuV dB/m dB dB cm deg<br>1 5176.00 98.85 ------ ------ 86.84 36.09 8.58 32.66 279 277 Average |

| Mode | 44 | |
|---|---|---|
| | Band Edge | |
| | U-NII-1_5.15-5.25_802.11a_CH36_5180MHz+LTE B48 Link | |
| ANT | 3 | |
| Pol. | Vertical | Fundamental |
| Peak | 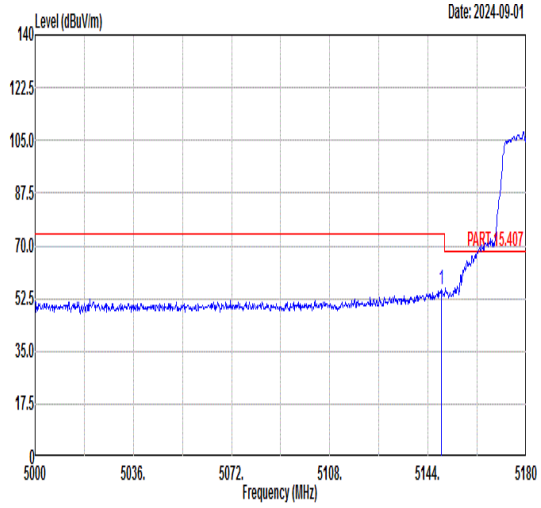 <br>Freq Level Limit Line Margin Read Level Ant Factor Cable Loss Preamp Factor APos TPos Remark<br>MHz dBuV/m dBuV/m dB dBuV dB/m dB dB cm deg<br>1 5148.86 55.55 74.00 -18.45 43.58 36.11 8.53 32.67 119 288 PEAK | 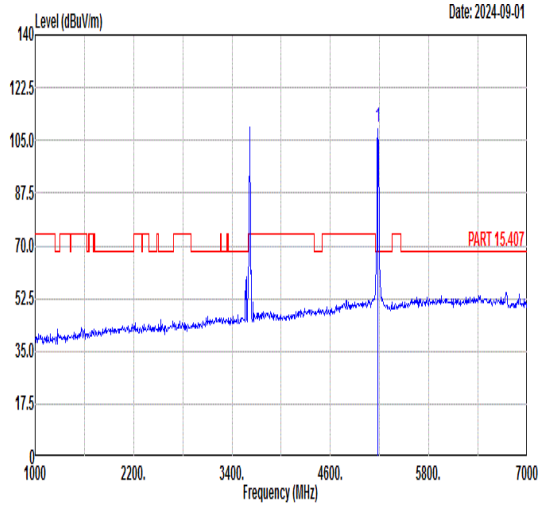 <br>Freq Level Limit Line Margin Read Level Ant Factor Cable Loss Preamp Factor APos TPos Remark<br>MHz dBuV/m dBuV/m dB dBuV dB/m dB dB cm deg<br>1 5180.00 109.58 ------ ------ 103.42 32.90 6.68 33.42 119 288 PEAK |
| Avg | 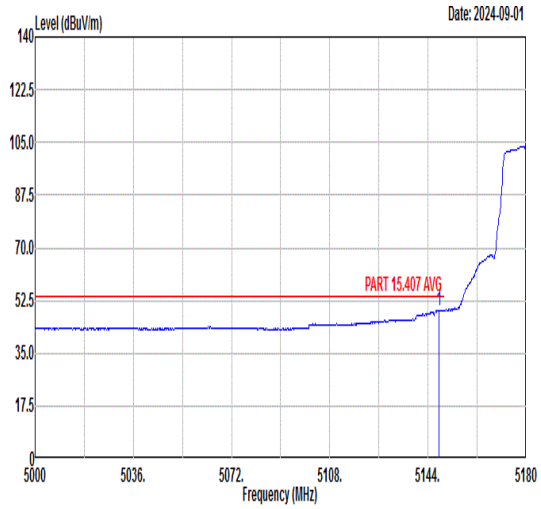 <br>Freq Level Limit Line Margin Read Level Ant Factor Cable Loss Preamp Factor APos TPos Remark<br>MHz dBuV/m dBuV/m dB dBuV dB/m dB dB cm deg<br>1 5148.14 49.36 54.00 -4.64 37.39 36.11 8.53 32.67 119 288 AVERAGE | 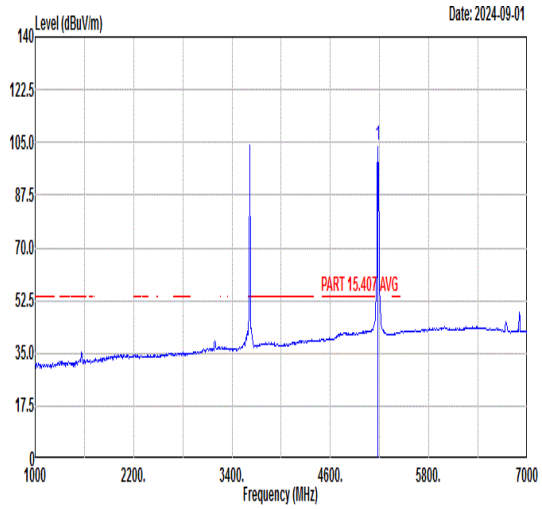 <br>Freq Level Limit Line Margin Read Level Ant Factor Cable Loss Preamp Factor APos TPos Remark<br>MHz dBuV/m dBuV/m dB dBuV dB/m dB dB cm deg<br>1 5180.00 103.96 ------ ------ 97.80 32.90 6.68 33.42 119 288 AVERAGE |

| Mode | 44 | |
|---|---|---|
| | Harmonic | |
| | U-NII-1_5.15-5.25_802.11a_CH36_5180MHz+LTE B48 Link | |
| ANT | 3 | |
| Pol. | Horizontal | Vertical |
| Peak<br>Avg | 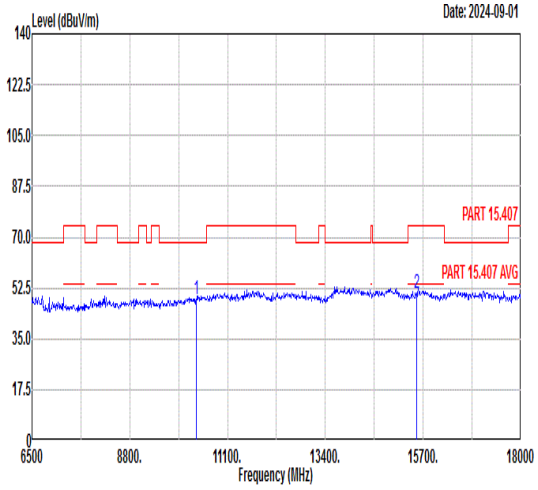 <br><br>Freq Level Limit Line Margin Read Level Ant Factor Cable Loss Preamp Factor APos TPos Remark<br>MHz dBuV/m dBuV/m dB dBuV dB/m dB dB cm deg<br>1 10360.00 48.63 68.30 -19.67 49.31 38.74 12.06 51.48 --- --- Peak<br>2 15540.00 50.56 74.00 -23.44 47.73 40.73 14.58 52.48 --- --- Peak | 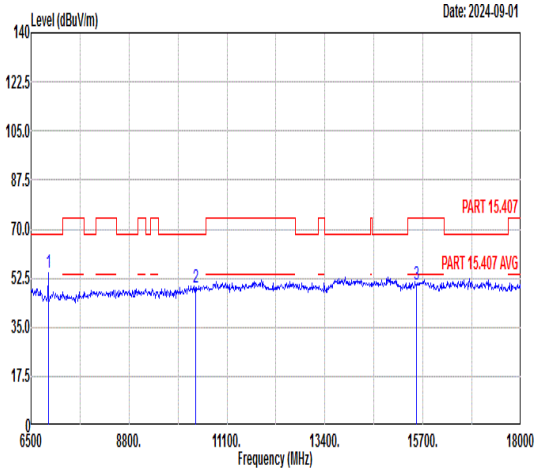 <br><br>Freq Level Limit Line Margin Read Level Ant Factor Cable Loss Preamp Factor APos TPos Remark<br>MHz dBuV/m dBuV/m dB dBuV dB/m dB dB cm deg<br>1 6902.50 54.67 68.30 -13.63 59.71 36.96 10.24 52.24 --- --- Peak<br>2 10360.00 49.17 68.30 -19.13 49.85 38.74 12.06 51.48 --- --- Peak<br>3 15540.00 50.40 74.00 -23.60 47.57 40.73 14.58 52.48 --- --- Peak |

# Appendix D. Duty Cycle Plots

| Band | Duty Cycle(%) | T(ms) | 1/T(kHz) | VBW Setting |
|---|---|---|---|---|
| 802.11a | 98.62 | - | - | 10Hz |
| 802.11n HT20 | 98.52 | - | - | 10Hz |
| 802.11n HT40 | 96.18 | 0.949 | 1.053 | 3KHz |
| 802.11ac VHT80 | 92.49 | 0.464 | 2.156 | 3KHz |

**802.11a**

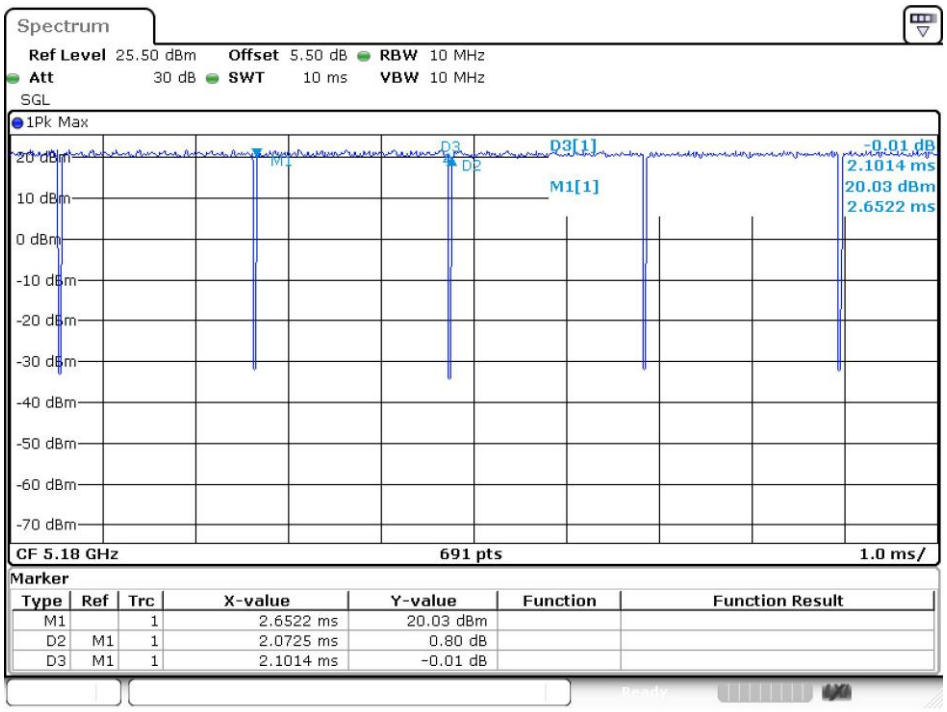

## 802.11n HT20

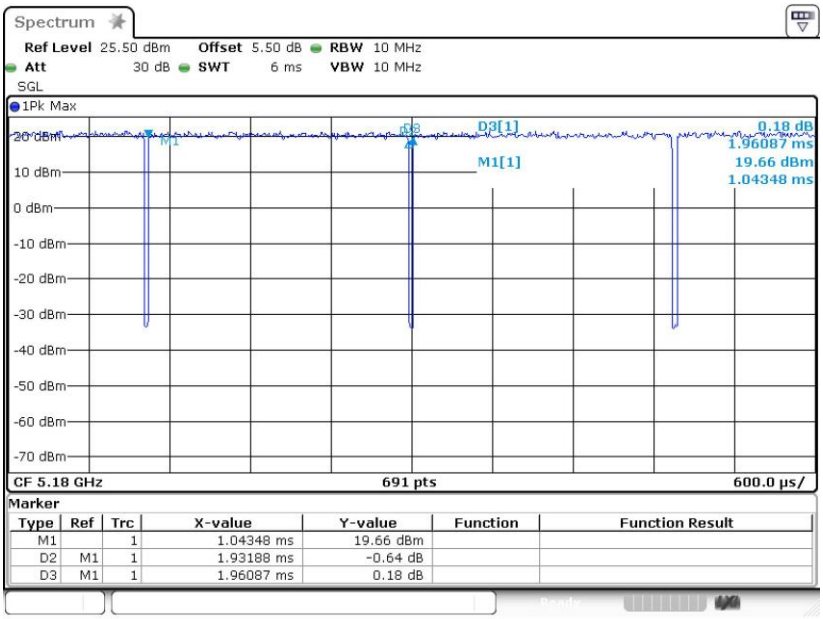


## 802.11n HT40

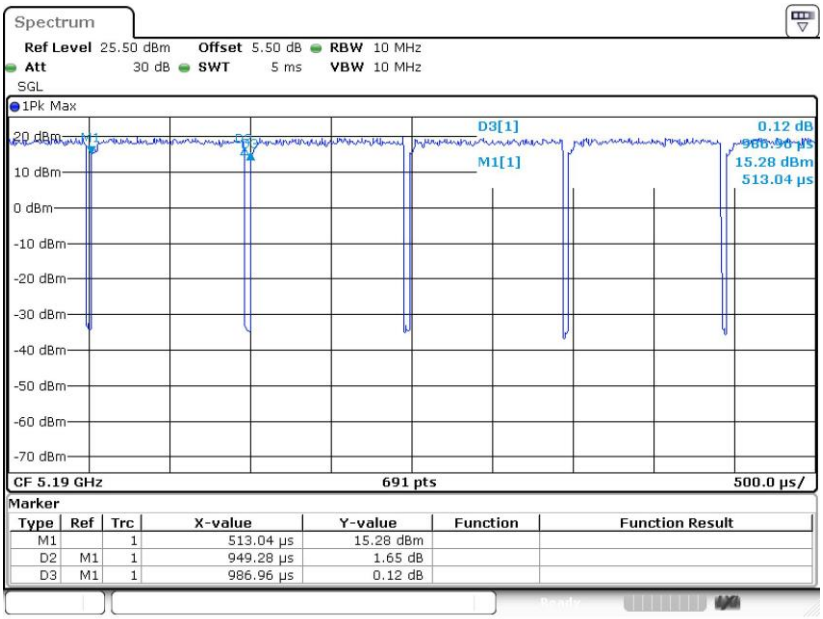
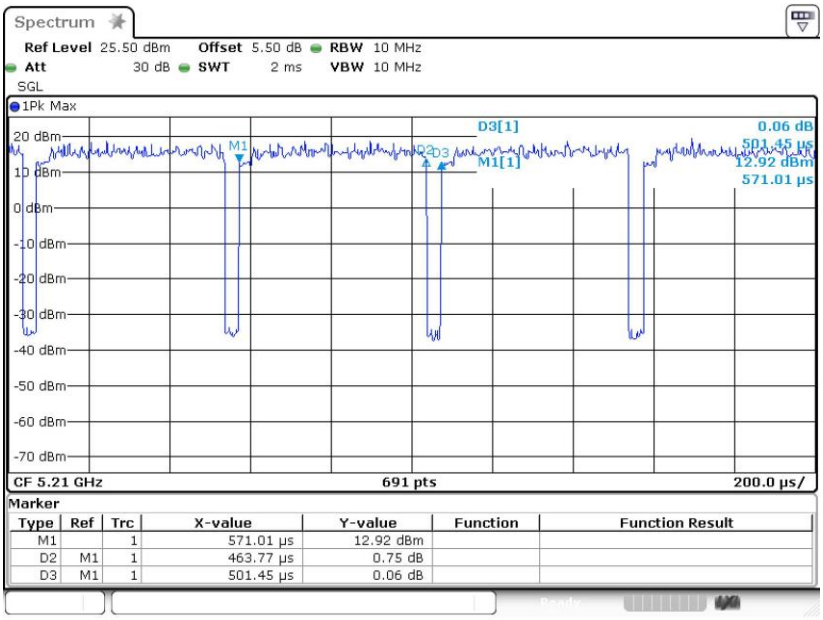
**802.11ac VHT80**