# Plot No.01 T-Coil Signal Test Report

Measurement performed on February 20, 2025

## Device Under Test

| Dimensions [mm] | Speaker Position [mm] |
|---|---|
| 170.0 x 80.0 x 13.0 | 165.0 |

## Hardware Setup

| Probe Name | Probe Calibration Date | DAE Name | DAE Calibration Date |
|---|---|---|---|
| AM1DV3 - 3104 | March 12, 2024 | DAE4 Sn1311 | September 16, 2024 |

## Communication Systems

| Band Name | Communication Systems Name | Channel | Frequency [MHz] |
|---|---|---|---|
| Band 2 | UMTS-FDD (HSPA+) | 9400 | 1880.0 |

## Grid Settings

| Extent X [mm] | Extent Y [mm] | Step X [mm] | Step Y [mm] | Distance [mm] |
|---|---|---|---|---|
| 52.0 | 52.0 | 4.0 | 4.0 | 10.0 |

## Results

| Audio File | Measurement Duration [s] | Margin Upper Bound [dB] | Margin Lower Bound [dB] |
|---|---|---|---|
| 48k_voice_300-3000_2s.wav | 2.0 | 1.09 | 1.96 |

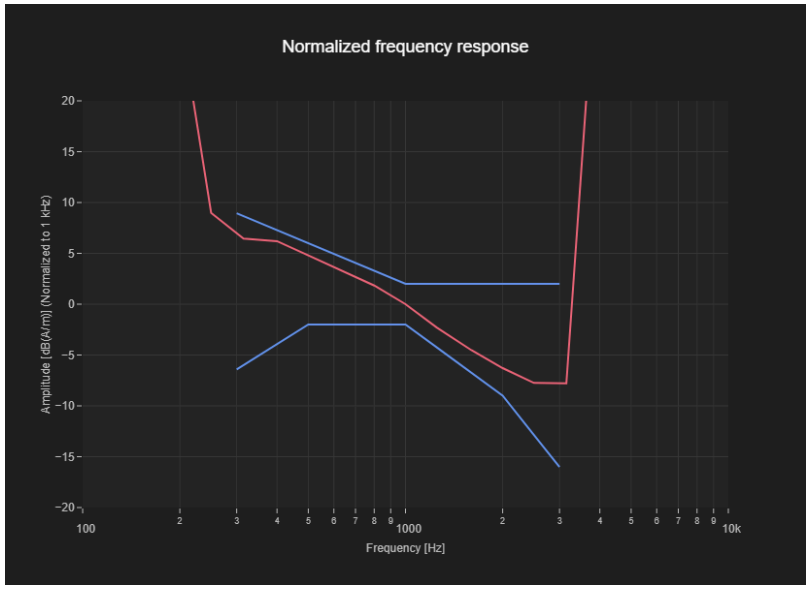

# Plot No.01 T-Coil Coupling Mode Test Report

## Results

| Primary Group Contiguous Point Count | Secondary Group Point Count | Secondary Group Max Longitudinal | Secondary Group Max Transverse |
|---|---|---|---|
| 189 | 322 | 21 | 26 |

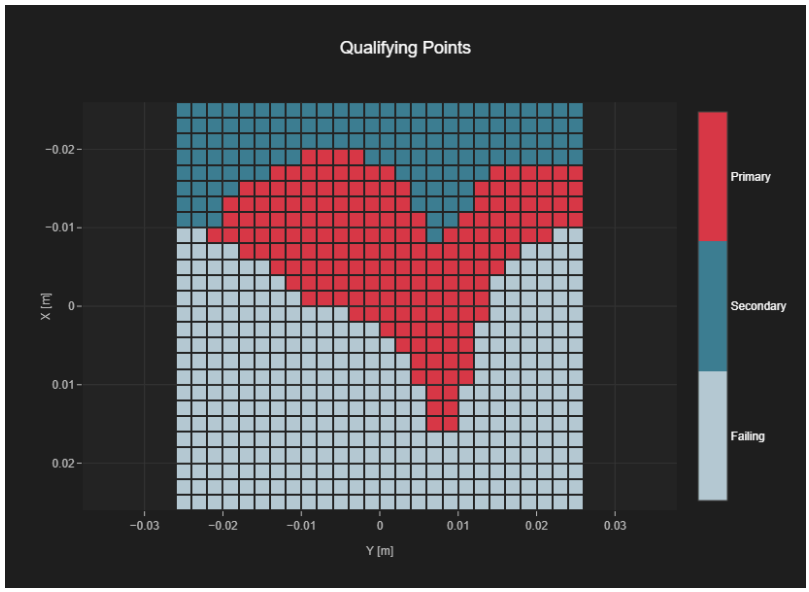

# Plot No.02 T-Coil Signal Test Report

Measurement performed on February 20, 2025

## Device Under Test

| Dimensions [mm] | Speaker Position [mm] |
|---|---|
| 170.0 x 80.0 x 13.0 | 165.0 |

## Hardware Setup

| Probe Name | Probe Calibration Date | DAE Name | DAE Calibration Date |
|---|---|---|---|
| AM1DV3 - 3104 | March 12, 2024 | DAE4 Sn1311 | September 16, 2024 |

## Communication Systems

| Band Name | Communication Systems Name | Channel | Frequency [MHz] |
|---|---|---|---|
| Band 4 | UMTS-FDD (HSPA+) | 1413 | 1732.6 |

## Grid Settings

| Extent X [mm] | Extent Y [mm] | Step X [mm] | Step Y [mm] | Distance [mm] |
|---|---|---|---|---|
| 52.0 | 52.0 | 4.0 | 4.0 | 10.0 |

## Results

| Audio File | Measurement Duration [s] | Margin Upper Bound [dB] | Margin Lower Bound [dB] |
|---|---|---|---|
| 48k_voice_300-3000_2s.wav | 2.0 | 0.6 | 2.0 |

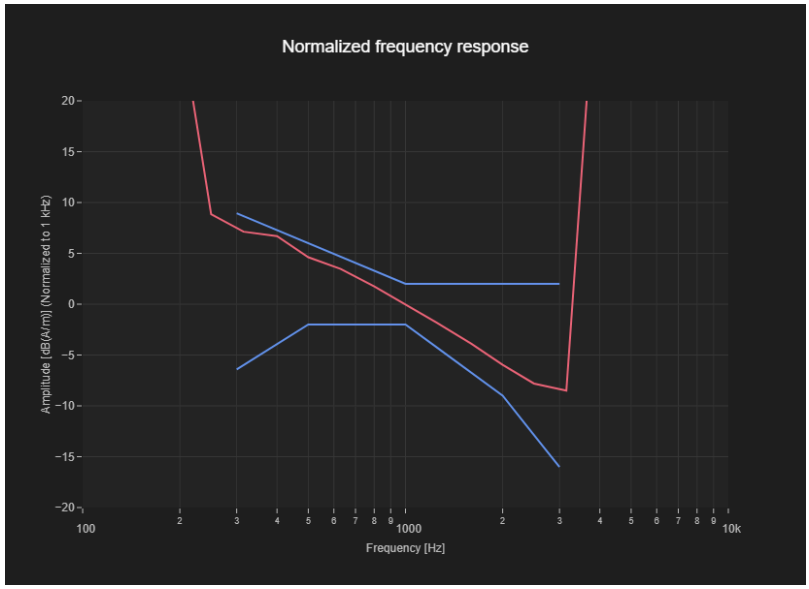

# Plot No.02 T-Coil Coupling Mode Test Report

## Results

| Primary Group Contiguous Point Count | Secondary Group Point Count | Secondary Group Max Longitudinal | Secondary Group Max Transverse |
|---|---|---|---|
| 201 | 337 | 26 | 26 |

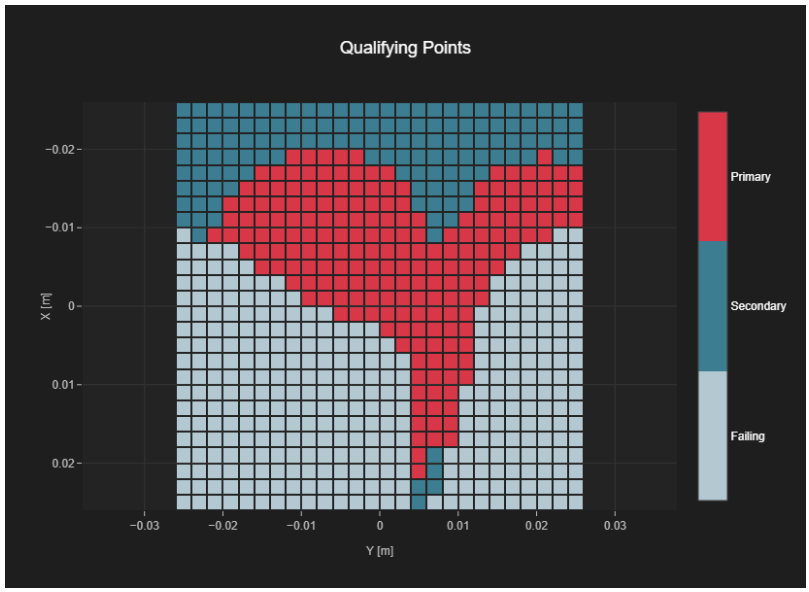

# Plot No.03 T-Coil Signal Test Report

Measurement performed on February 20, 2025

## Device Under Test

| Dimensions [mm] | Speaker Position [mm] |
|---|---|
| 170.0 x 80.0 x 13.0 | 165.0 |

## Hardware Setup

| Probe Name | Probe Calibration Date | DAE Name | DAE Calibration Date |
|---|---|---|---|
| AM1DV3 - 3104 | March 12, 2024 | DAE4 Sn1311 | September 16, 2024 |

## Communication Systems

| Band Name | Communication Systems Name | Channel | Frequency [MHz] |
|---|---|---|---|
| Band 5 | UMTS-FDD (HSPA+) | 4182 | 836.4 |

## Grid Settings

| Extent X [mm] | Extent Y [mm] | Step X [mm] | Step Y [mm] | Distance [mm] |
|---|---|---|---|---|
| 52.0 | 52.0 | 4.0 | 4.0 | 10.0 |

## Results

| Audio File | Measurement Duration [s] | Margin Upper Bound [dB] | Margin Lower Bound [dB] |
|---|---|---|---|
| 48k_voice_300-3000_2s.wav | 2.0 | 2.0 | 0.23 |

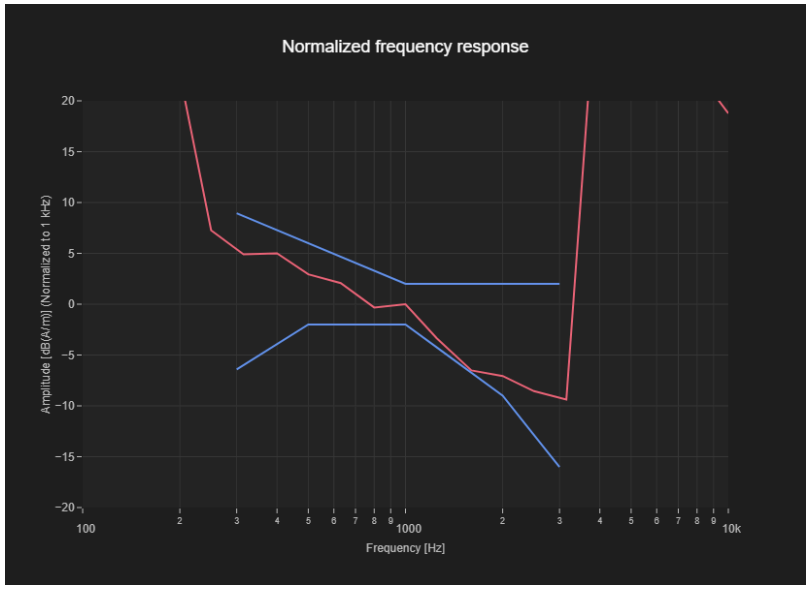

# Plot No.03 T-Coil Coupling Mode Test Report

## Results

| Primary Group Contiguous Point Count | Secondary Group Point Count | Secondary Group Max Longitudinal | Secondary Group Max Transverse |
|---|---|---|---|
| 196 | 347 | 26 | 26 |

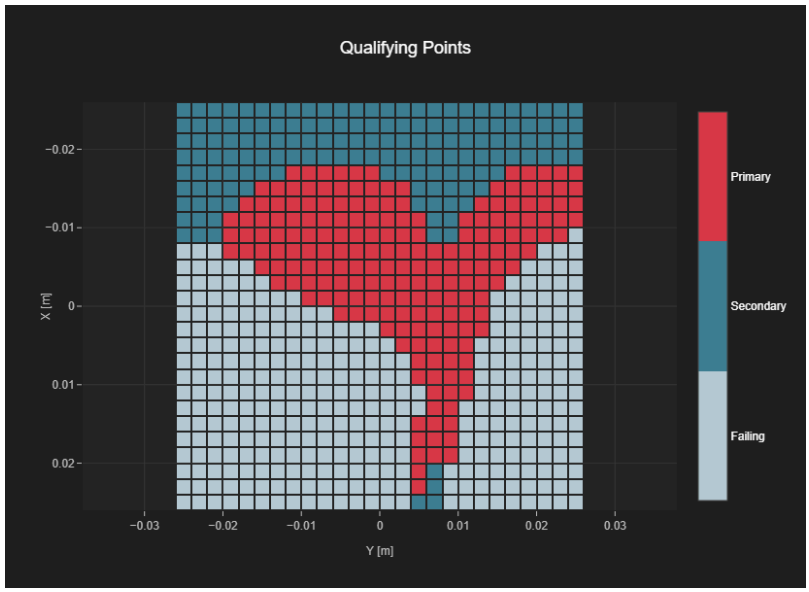

# Plot No.04 T-Coil Signal Test Report

Measurement performed on February 19, 2025

## Device Under Test

| Dimensions [mm] | Speaker Position [mm] |
|---|---|
| 170.0 x 80.0 x 13.0 | 165.0 |

## Hardware Setup

| Probe Name | Probe Calibration Date | DAE Name | DAE Calibration Date |
|---|---|---|---|
| AM1DV3 - 3104 | March 12, 2024 | DAE4 Sn1311 | September 16, 2024 |

## Communication Systems

| Band Name | Communication Systems Name | Channel | Frequency [MHz] |
|---|---|---|---|
| Band 66 | LTE-FDD (SC-FDMA, 1 RB, 20 MHz, QPSK) | 132322 | 1745.0 |

## Grid Settings

| Extent X [mm] | Extent Y [mm] | Step X [mm] | Step Y [mm] | Distance [mm] |
|---|---|---|---|---|
| 52.0 | 52.0 | 4.0 | 4.0 | 10.0 |

## Results

| Audio File | Measurement Duration [s] | Margin Upper Bound [dB] | Margin Lower Bound [dB] |
|---|---|---|---|
| 48k_voice_300-3000_2s.wav | 2.0 | 0.73 | 1.81 |

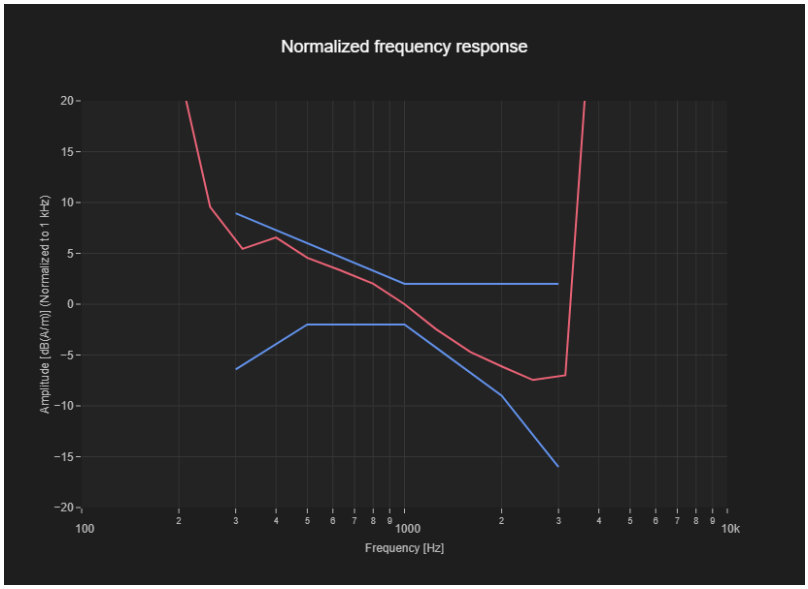

# Plot No.04 T-Coil Coupling Mode Test Report

## Results

| Primary Group Contiguous Point Count | Secondary Group Point Count | Secondary Group Max Longitudinal | Secondary Group Max Transverse |
|---|---|---|---|
| 191 | 329 | 23 | 26 |

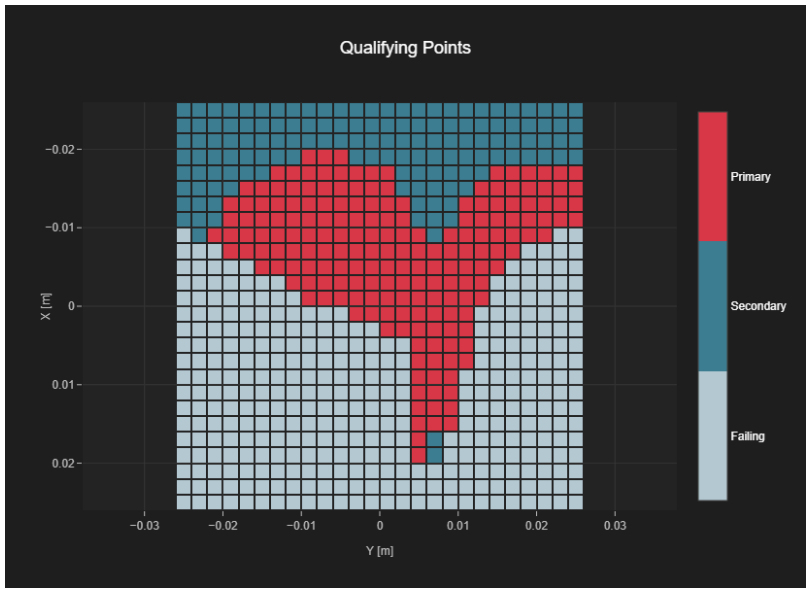

# Plot No.05 T-Coil Signal Test Report

Measurement performed on February 19, 2025

## Device Under Test

| Dimensions [mm] | Speaker Position [mm] |
|---|---|
| 170 x 80 x 13 | 165 |

## Hardware Setup

| Probe Name | Probe Calibration Date | DAE Name | DAE Calibration Date |
|---|---|---|---|
| AM1DV3 - 3104 | March 12, 2024 | DAE4 Sn1311 | September 16, 2024 |

## Communication Systems

| Band Name | Communication Systems Name | Channel | Frequency [MHz] |
|---|---|---|---|
| Band 41 | LTE-TDD (SC-FDMA, 1 RB, 20 MHz, QPSK, UL Subframe=2,3,4,7,8,9) | 40620 | 2593.0 |

## Grid Settings

| Extent X [mm] | Extent Y [mm] | Step X [mm] | Step Y [mm] | Distance [mm] |
|---|---|---|---|---|
| 52.0 | 52.0 | 4.0 | 4.0 | 10.0 |

## Results

| Audio File | Measurement Duration [s] | Margin Upper Bound [dB] | Margin Lower Bound [dB] |
|---|---|---|---|
| 48k_voice_300-3000_2s.wav | 2.0 | 0.61 | 1.97 |

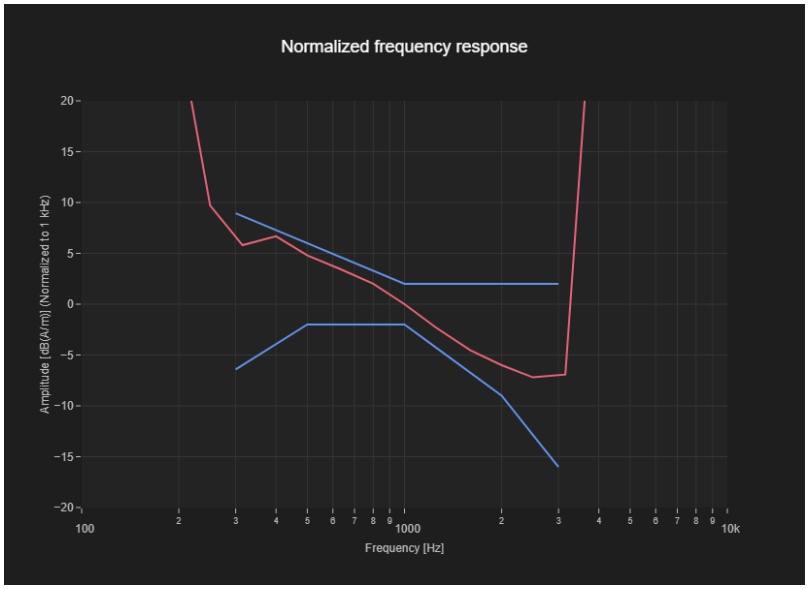

# Plot No.05 T-Coil Coupling Mode Test Report

## Results

| Primary Group Contiguous Point Count | Secondary Group Point Count | Secondary Group Max Longitudinal | Secondary Group Max Transverse |
|---|---|---|---|
| 172 | 306 | 18 | 26 |

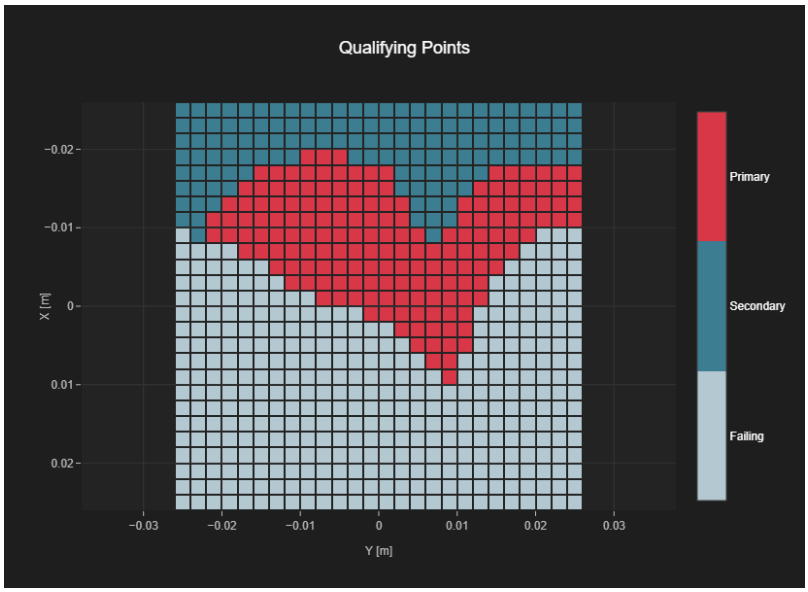

# Plot No.06 T-Coil Signal Test Report

Measurement performed on February 28, 2025

## Device Under Test

| Dimensions [mm] | Speaker Position [mm] |
|---|---|
| 170.0 x 80.0 x 13.0 | 165.0 |

## Hardware Setup

| Probe Name | Probe Calibration Date | DAE Name | DAE Calibration Date |
|---|---|---|---|
| AM1DV3 - 3104 | March 12, 2024 | DAE4 Sn1311 | September 16, 2024 |

## Communication Systems

| Band Name | Communication Systems Name | Channel | Frequency [MHz] |
|---|---|---|---|
| Band n66 | 5G NR (DFT-s-OFDM, 1 RB, 20 MHz, QPSK, 15 kHz) | 349000 | 1745.0 |

## Grid Settings

| Extent X [mm] | Extent Y [mm] | Step X [mm] | Step Y [mm] | Distance [mm] |
|---|---|---|---|---|
| 52.0 | 52.0 | 4.0 | 4.0 | 10.0 |

## Results

| Audio File | Measurement Duration [s] | Margin Upper Bound [dB] | Margin Lower Bound [dB] |
|---|---|---|---|
| 48k_voice_300-3000_2s.wav | 2.0 | 0.15 | 2.0 |

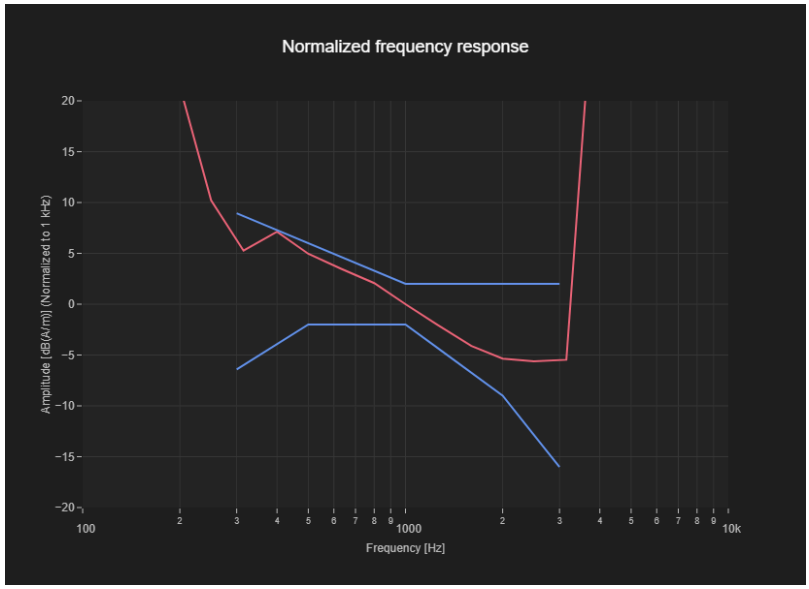

# Plot No.06 T-Coil Coupling Mode Test Report

## Results

| Primary Group Contiguous Point Count | Secondary Group Point Count | Secondary Group Max Longitudinal | Secondary Group Max Transverse |
|---|---|---|---|
| 179 | 326 | 23 | 26 |

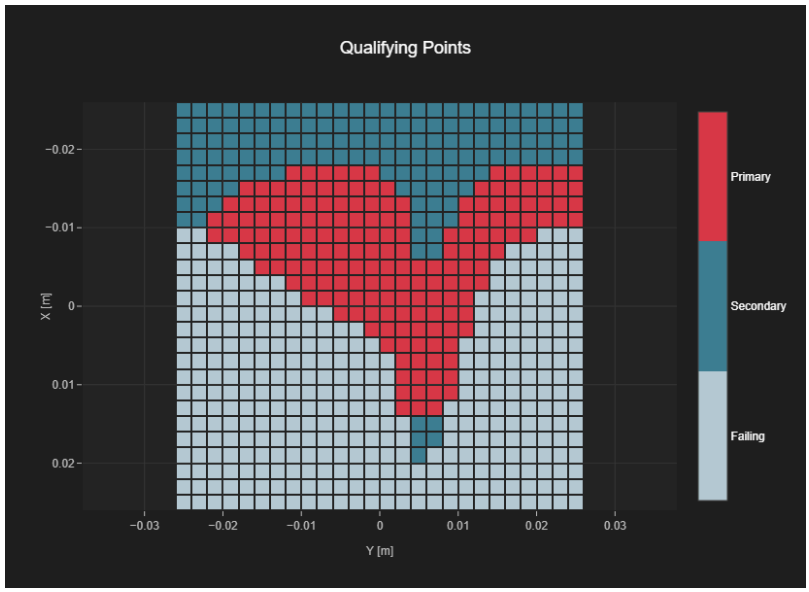

# Plot No.07 T-Coil Signal Test Report

Measurement performed on February 28, 2025

## Device Under Test

| Dimensions [mm] | Speaker Position [mm] |
|---|---|
| 170.0 x 80.0 x 13.0 | 165.0 |

## Hardware Setup

| Probe Name | Probe Calibration Date | DAE Name | DAE Calibration Date |
|---|---|---|---|
| AM1DV3 - 3104 | March 12, 2024 | DAE4 Sn1311 | September 16, 2024 |

## Communication Systems

| Band Name | Communication Systems Name | Channel | Frequency [MHz] |
|---|---|---|---|
| Band n41 | 5G NR (DFT-s-OFDM, 1 RB, 100 MHz, QPSK, 30 kHz) | 518598 | 2592.99 |

## Grid Settings

| Extent X [mm] | Extent Y [mm] | Step X [mm] | Step Y [mm] | Distance [mm] |
|---|---|---|---|---|
| 52.0 | 52.0 | 4.0 | 4.0 | 10.0 |

## Results

| Audio File | Measurement Duration [s] | Margin Upper Bound [dB] | Margin Lower Bound [dB] |
|---|---|---|---|
| 48k_voice_300-3000_2s.wav | 2.0 | 0.47 | 2.0 |

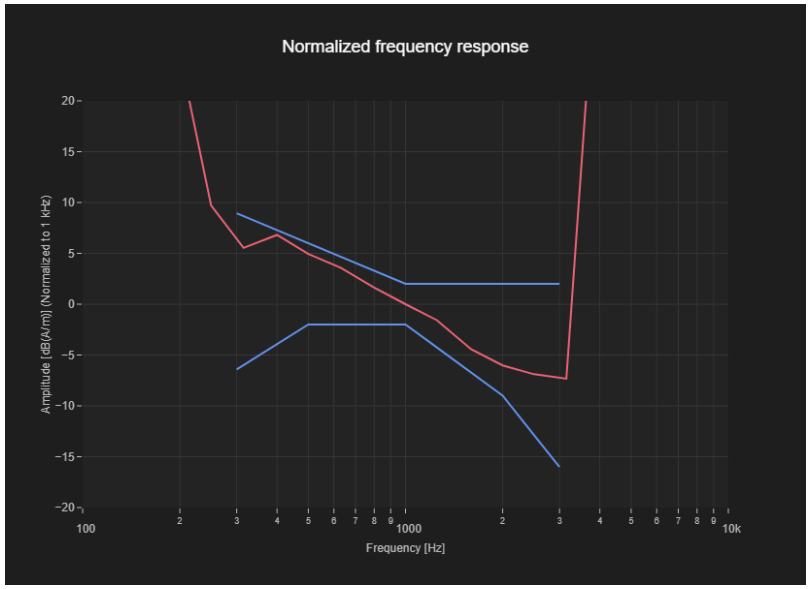

# Plot No.07 T-Coil Coupling Mode Test Report

## Results

| Primary Group Contiguous Point Count | Secondary Group Point Count | Secondary Group Max Longitudinal | Secondary Group Max Transverse |
|---|---|---|---|
| 135 | 301 | 17 | 26 |

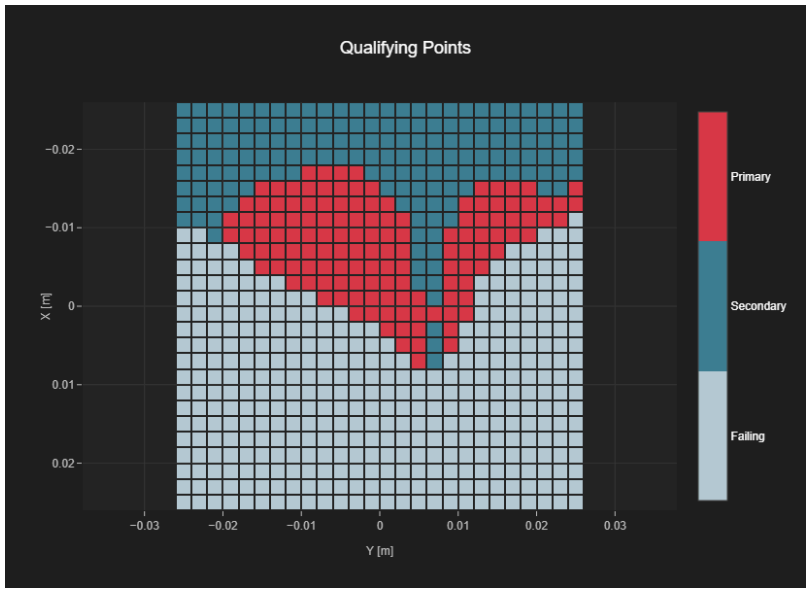

# Plot No.08 T-Coil Signal Test Report

Measurement performed on April 22, 2025

## Device Under Test

| Dimensions [mm] | Speaker Position [mm] |
|---|---|
| 170.0 x 80.0 x 13.0 | 165.0 |

## Hardware Setup

| Probe Name | Probe Calibration Date | DAE Name | DAE Calibration Date |
|---|---|---|---|
| AM1DV3 - 3104 | March 14, 2025 | DAE4 Sn316 | February 11, 2025 |

## Communication Systems

| Band Name | Communication Systems Name | Channel | Frequency [MHz] |
|---|---|---|---|
| WLAN 2.4GHz | IEEE 802.11b WiFi 2.4 GHz (DSSS, 1 Mbps) | 6 | 2437.0 |

## Grid Settings

| Extent X [mm] | Extent Y [mm] | Step X [mm] | Step Y [mm] | Distance [mm] |
|---|---|---|---|---|
| 52.0 | 52.0 | 4.0 | 4.0 | 10.0 |

## Results

| Audio File | Measurement Duration [s] | Margin Upper Bound [dB] | Margin Lower Bound [dB] |
|---|---|---|---|
| 48k_voice_300-3000_2s.wav | 2.0 | 0.69 | 1.54 |

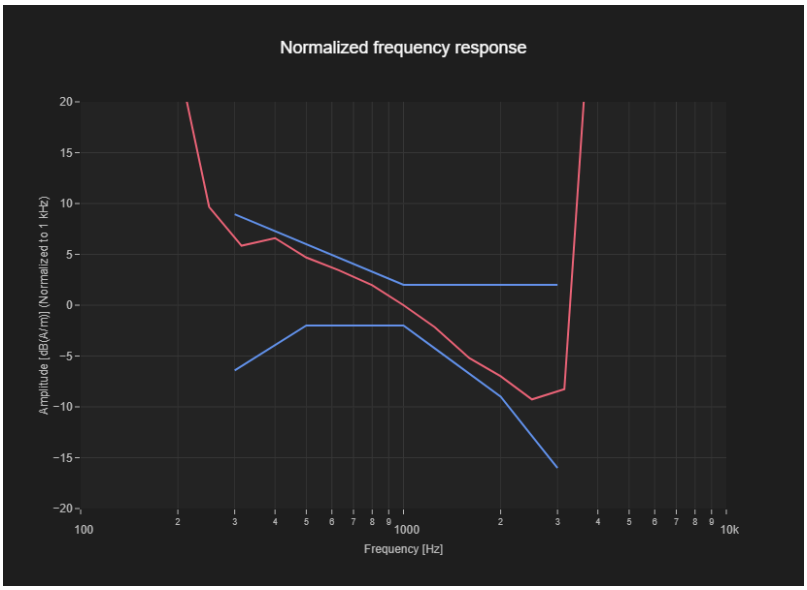

# Plot No.08 T-Coil Coupling Mode Test Report

## Results

| Primary Group Contiguous Point Count | Secondary Group Point Count | Secondary Group Max Longitudinal | Secondary Group Max Transverse |
|---|---|---|---|
| 138 | 301 | 16 | 26 |

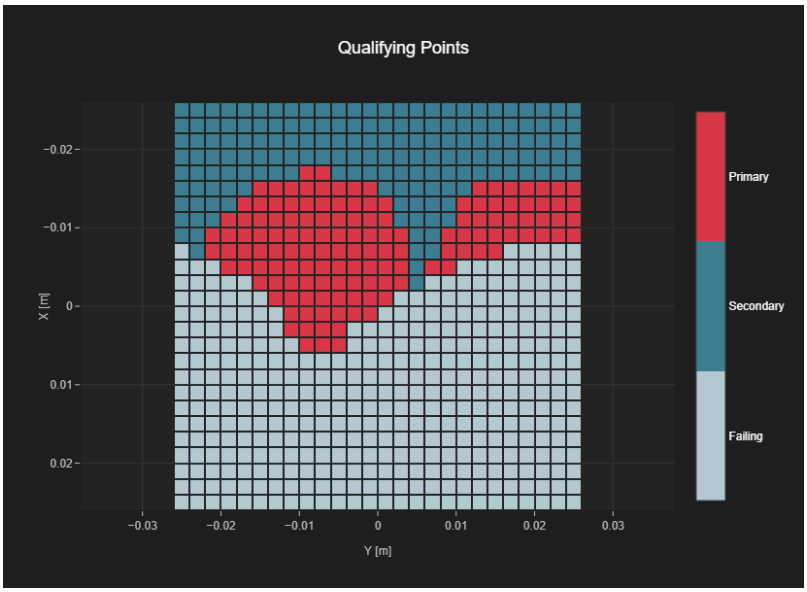

# Plot No.09 T-Coil Signal Test Report

Measurement performed on February 26, 2025

## Device Under Test

| Dimensions [mm] | Speaker Position [mm] |
|---|---|
| 170.0 x 80.0 x 13.0 | 165.0 |

## Hardware Setup

| Probe Name | Probe Calibration Date | DAE Name | DAE Calibration Date |
|---|---|---|---|
| AM1DV3 - 3104 | March 12, 2024 | DAE4 Sn1311 | September 16, 2024 |

## Communication Systems

| Band Name | Communication Systems Name | Channel | Frequency [MHz] |
|---|---|---|---|
| WLAN 5GHz | IEEE 802.11a WiFi 5 GHz (OFDM, 6 Mbps, 96pc duty cycle) | 36 | 5180.0 |

## Grid Settings

| Extent X [mm] | Extent Y [mm] | Step X [mm] | Step Y [mm] | Distance [mm] |
|---|---|---|---|---|
| 52.0 | 52.0 | 4.0 | 4.0 | 10.0 |

## Results

| Audio File | Measurement Duration [s] | Margin Upper Bound [dB] | Margin Lower Bound [dB] |
|---|---|---|---|
| 48k_voice_300-3000_2s.wav | 2.0 | 1.14 | 2.0 |

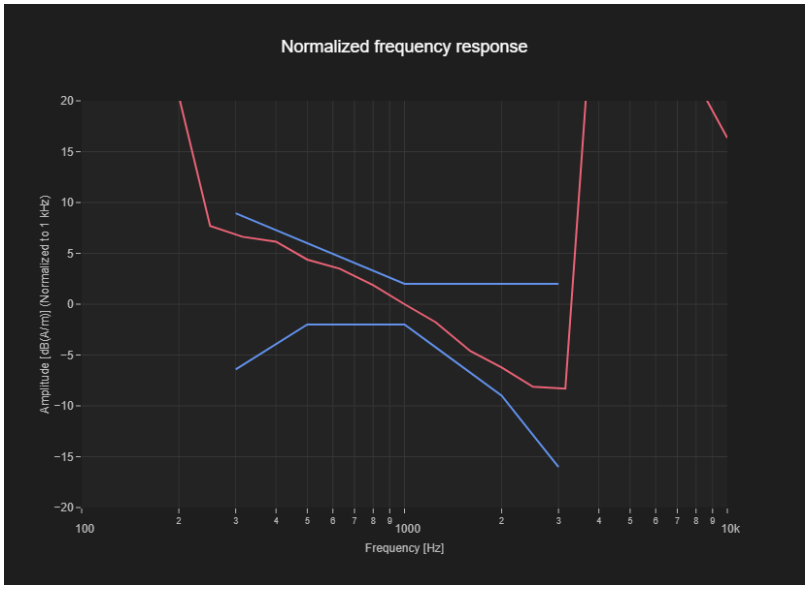

# Plot No.09 T-Coil Coupling Mode Test Report

## Results
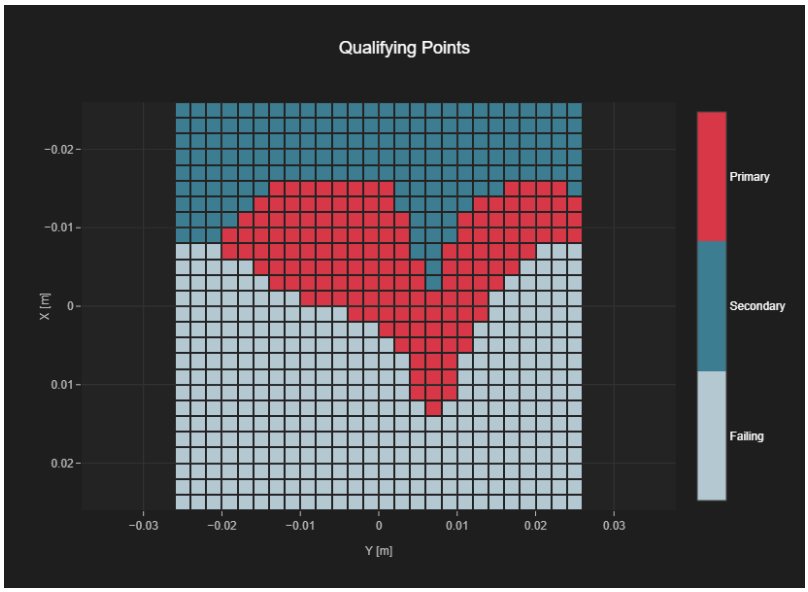
| Primary Group Contiguous Point Count | Secondary Group Point Count | Secondary Group Max Longitudinal | Secondary Group Max Transverse |
|---|---|---|---|
| 157 | 328 | 20 | 26 |