Measurement Protocol

Measurement Object	LTE Band 26_15M_QPSK_1RB_0Offset_EVS NB 24.4kbps_Ch26865_2N

Project	4O2403
Report Generation Date	25/02/25 2:03
Responsible Person	AC01-KS

Status Overview

SMD	Status	Single Value Description	Single Value	Object
Overall Receive Delay NB	Done	Delay (Cross) [ms]	137.6	LTE Band 26_15M_QPSK_1RB_0Offset_EVS NB 24.4kbps_Ch26865_2N
5.1b Receive Volume Control Performance 2N NB	Ok	Speech Level [dB[SPL]]	76.78	LTE Band 26_15M_QPSK_1RB_0Offset_EVS NB 24.4kbps_Ch26865_2N
5.2 RCV Distortion and Noise - 400 Hz NB	Ok	Distortion (Noise) [dB], 0.0 dB	38.27	LTE Band 26_15M_QPSK_1RB_0Offset_EVS NB 24.4kbps_Ch26865_2N
5.2 RCV Distortion and Noise - 500 Hz NB	Ok	Distortion (Noise) [dB], 0.0 dB	30.96	LTE Band 26_15M_QPSK_1RB_0Offset_EVS NB 24.4kbps_Ch26865_2N
5.2 RCV Distortion and Noise - 630 Hz NB	Ok	Distortion (Noise) [dB], 0.0 dB	25.88	LTE Band 26_15M_QPSK_1RB_0Offset_EVS NB 24.4kbps_Ch26865_2N
5.2 RCV Distortion and Noise - 800 Hz NB	Ok	Distortion (Noise) [dB], 0.0 dB	40.97	LTE Band 26_15M_QPSK_1RB_0Offset_EVS NB 24.4kbps_Ch26865_2N
5.2 RCV Distortion and Noise - 1000 Hz NB	Ok	Distortion (Noise) [dB], 0.0 dB	41.64	LTE Band 26_15M_QPSK_1RB_0Offset_EVS NB 24.4kbps_Ch26865_2N
5.2 RCV Distortion and Noise - 1250 Hz NB	Ok	Distortion (Noise) [dB], 0.0 dB	27.66	LTE Band 26_15M_QPSK_1RB_0Offset_EVS NB 24.4kbps_Ch26865_2N
5.2 RCV Distortion and Noise - 1600 Hz NB	Ok	Distortion (Noise) [dB], 0.0 dB	38.51	LTE Band 26_15M_QPSK_1RB_0Offset_EVS NB 24.4kbps_Ch26865_2N
5.2 RCV Distortion and Noise - 2000 Hz NB	Ok	Distortion (Noise) [dB], 0.0 dB	37.70	LTE Band 26_15M_QPSK_1RB_0Offset_EVS NB 24.4kbps_Ch26865_2N
5.2 RCV Distortion and Noise - 2500 Hz NB	Ok	Distortion (Noise) [dB], 0.0 dB	38.56	LTE Band 26_15M_QPSK_1RB_0Offset_EVS NB 24.4kbps_Ch26865_2N
5.2 RCV Distortion and Noise - 3150 Hz NB	Ok	Distortion (Noise) [dB], 0.0 dB	37.45	LTE Band 26_15M_QPSK_1RB_0Offset_EVS NB 24.4kbps_Ch26865_2N
Report - Receive Distortion and Noise (Conversational Gain)	Ok	Minimum SDNR [dB] , (occured at 630Hz)	25.88	LTE Band 26_15M_QPSK_1RB_0Offset_EVS NB 24.4kbps_Ch26865_2N
5.3 Frequency Response 2N FF HANB	Ok	Min. dist. to tolerance scheme [dB], 1647.8 Hz	1.45	LTE Band 26_15M_QPSK_1RB_0Offset_EVS NB 24.4kbps_Ch26865_2N
5.3 Frequency Response 2N DF HANB	Ok	Min. dist. to tolerance scheme [dB], 3058.6 Hz	2.88	LTE Band 26_15M_QPSK_1RB_0Offset_EVS NB 24.4kbps_Ch26865_2N

Overall Receive Delay NB	5
5.1b Receive Volume Control Performance 2N NB	6
5.2 RCV Distortion and Noise - 400 Hz NB	7
5.2 RCV Distortion and Noise - 500 Hz NB	8
5.2 RCV Distortion and Noise - 630 Hz NB	9
5.2 RCV Distortion and Noise - 800 Hz NB	10
5.2 RCV Distortion and Noise - 1000 Hz NB	11
5.2 RCV Distortion and Noise - 1250 Hz NB	12
5.2 RCV Distortion and Noise - 1600 Hz NB	13
5.2 RCV Distortion and Noise - 2000 Hz NB	14
5.2 RCV Distortion and Noise - 2500 Hz NB	15
5.2 RCV Distortion and Noise - 3150 Hz NB	16
Report - Receive Distortion and Noise (Conversational Gain)	17
5.3 Frequency Response 2N FF HANB	18
5.3 Frequency Response 2N DF HANB	19

Overall Receive Delay NB

TIA-5050 (2018-01) \ Measurements \ Narrowband \ Preparation - Delay measurement

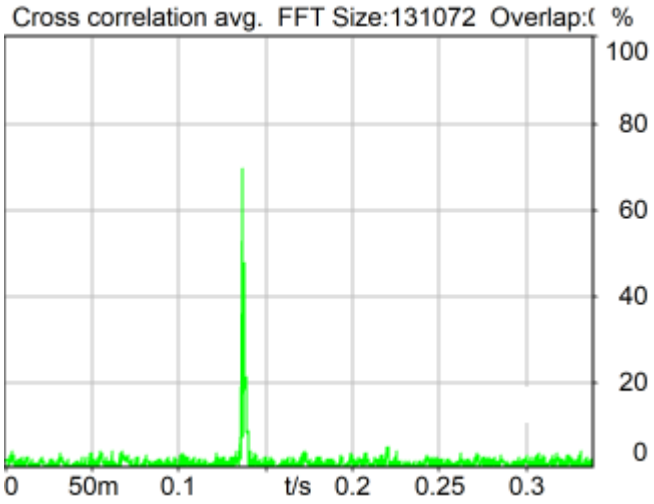

Delay (Cross): 137.6 ms

25/02/15 15:41 ACQUA 5.1.200

5.1b Receive Volume Control Performance 2N NB

TIA-5050 (2018-01) \ Measurements \ Narrowband

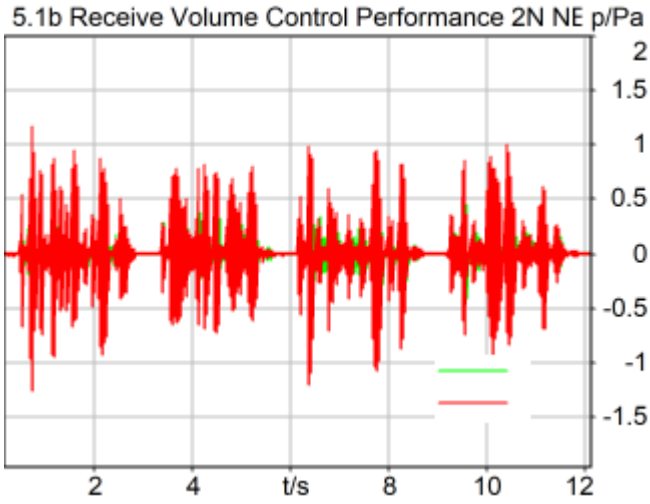

Speech Level RCV: 76.78 dB[SPL], Act.: 79.89% Ok

Ok

25/02/15 15:41 ACQUA 5.1.200

ACQUA Report Title: LTE Band
26_15M_QPSK_1RB_0Offset_EVS NB 24.4kbps_Ch26865_2N

5.2 RCV Distortion and Noise - 400 Hz NB

TIA-5050 (2018-01) \ Measurements \ Narrowband \ 5.2 Receive Distortion and Noise 2N

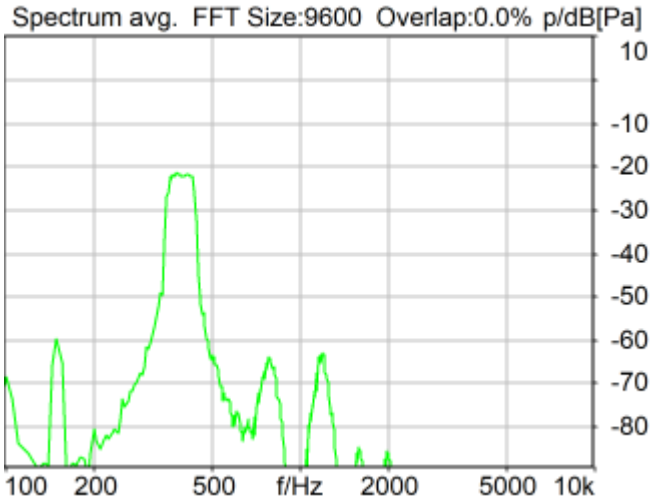

Distortion (Noise) RCV (packed): 38.27 dB (1.22%) Ok

Ok

25/02/15 15:41 ACQUA 5.1.200

ACQUA Report
26_15M_QPSK_1RB_0Offset_EVS NB 24.4kbps_Ch26865_2N

Title: LTE Band

5.2 RCV Distortion and Noise - 500 Hz NB

TIA-5050 (2018-01) \ Measurements \ Narrowband \ 5.2 Receive Distortion and Noise 2N

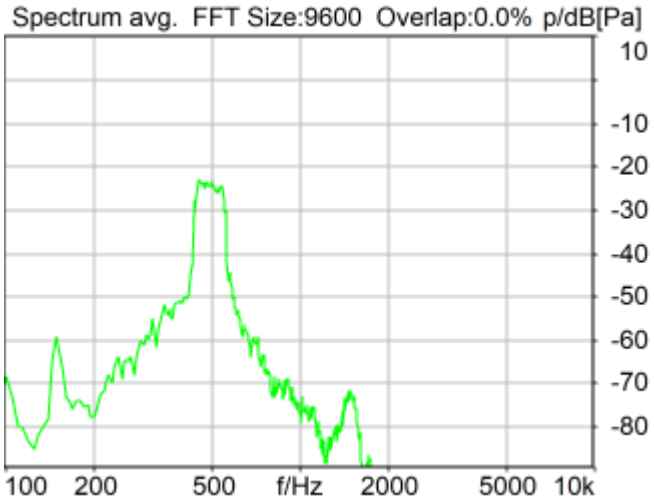

Distortion (Noise) RCV (packed): 30.96 dB (2.83%) Ok

Ok

25/02/15 15:42 ACQUA 5.1.200

5.2 RCV Distortion and Noise - 630 Hz NB

TIA-5050 (2018-01) \ Measurements \ Narrowband \ 5.2 Receive Distortion and Noise 2N

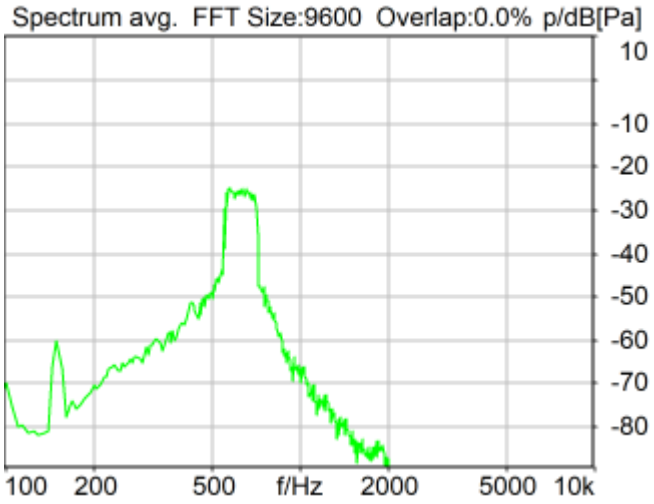

Distortion (Noise) RCV (packed): 25.88 dB (5.08%) Ok

Ok

25/02/15 15:42 ACQUA 5.1.200

ACQUA Report
26_15M_QPSK_1RB_0Offset_EVS NB 24.4kbps_Ch26865_2N

Title: LTE Band

5.2 RCV Distortion and Noise - 800 Hz NB

TIA-5050 (2018-01) \ Measurements \ Narrowband \ 5.2 Receive Distortion and Noise 2N

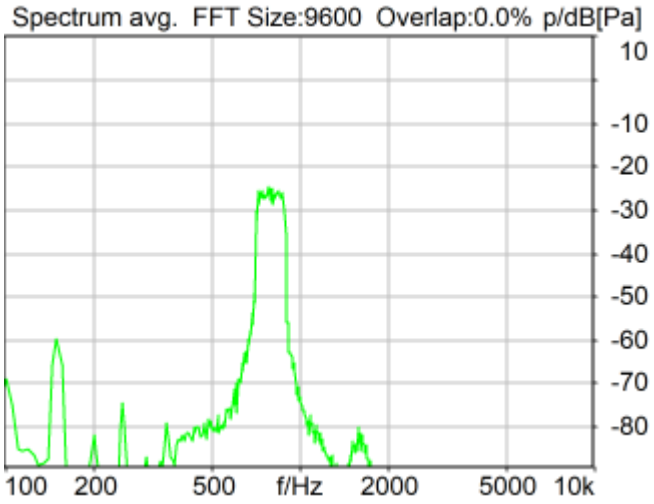

Distortion (Noise) RCV (packed): 40.97 dB (0.89%) Ok

Ok

25/02/15 15:43 ACQUA 5.1.200

5.2 RCV Distortion and Noise - 1000 Hz NB

TIA-5050 (2018-01) \ Measurements \ Narrowband \ 5.2 Receive Distortion and Noise 2N

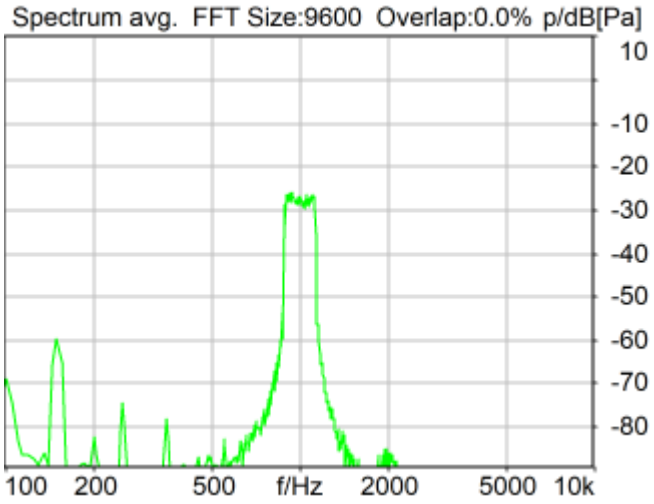

Distortion (Noise) RCV (packed): 41.64 dB (0.83%) Ok

Ok

25/02/15 15:43 ACQUA 5.1.200

ACQUA Report Title: LTE Band
26_15M_QPSK_1RB_0Offset_EVS NB 24.4kbps_Ch26865_2N

5.2 RCV Distortion and Noise - 1250 Hz NB

TIA-5050 (2018-01) \ Measurements \ Narrowband \ 5.2 Receive Distortion and Noise 2N

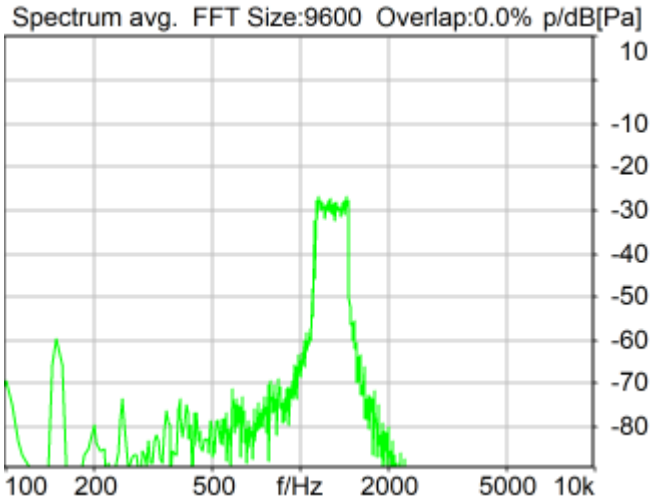

Distortion (Noise) RCV (packed): 27.66 dB (4.14%) Ok

Ok

25/02/15 15:44 ACQUA 5.1.200

ACQUA Report Title: LTE Band
26_15M_QPSK_1RB_0Offset_EVS NB 24.4kbps_Ch26865_2N

5.2 RCV Distortion and Noise - 1600 Hz NB

TIA-5050 (2018-01) \ Measurements \ Narrowband \ 5.2 Receive Distortion and Noise 2N

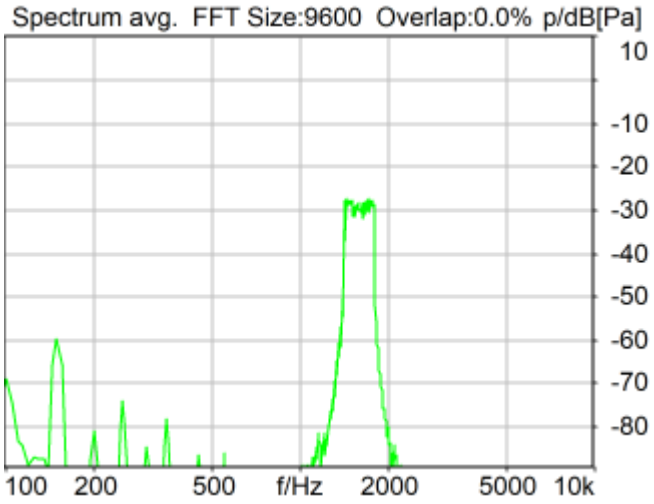

Distortion (Noise) RCV (packed): 38.51 dB (1.19%) Ok

Ok

25/02/15 15:44 ACQUA 5.1.200

ACQUA Report Title: LTE Band
26_15M_QPSK_1RB_0Offset_EVS NB 24.4kbps_Ch26865_2N

5.2 RCV Distortion and Noise - 2000 Hz NB

TIA-5050 (2018-01) \ Measurements \ Narrowband \ 5.2 Receive Distortion and Noise 2N

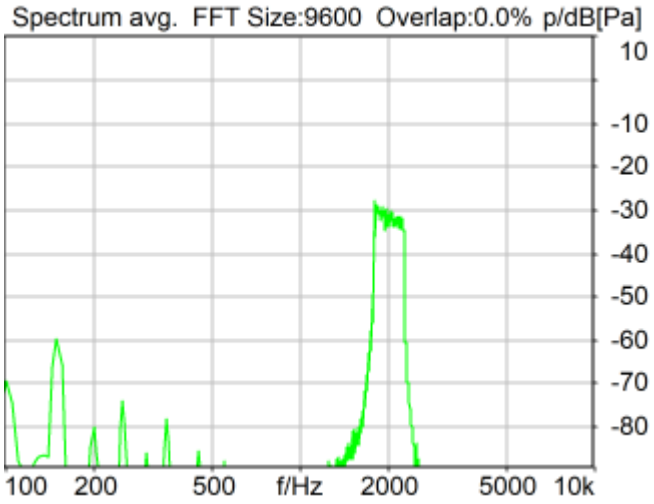

Distortion (Noise) RCV (packed): 37.70 dB (1.30%) Ok

Ok

25/02/15 15:45 ACQUA 5.1.200

5.2 RCV Distortion and Noise - 2500 Hz NB

TIA-5050 (2018-01) \ Measurements \ Narrowband \ 5.2 Receive Distortion and Noise 2N

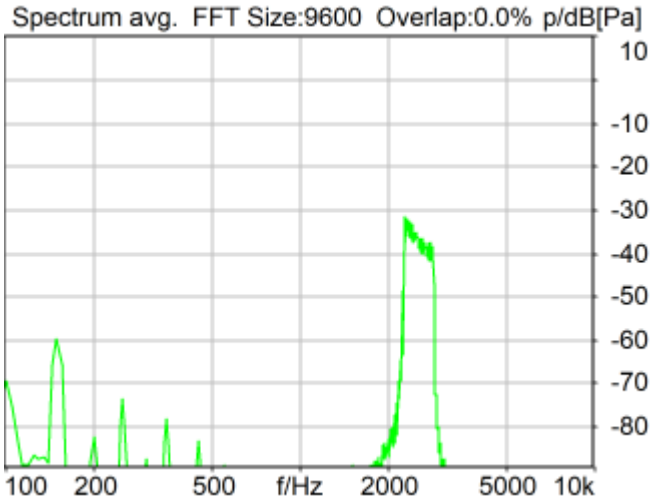

Distortion (Noise) RCV (packed): 38.56 dB (1.18%) Ok

Ok

25/02/15 15:45 ACQUA 5.1.200

ACQUA Report
26_15M_QPSK_1RB_0Offset_EVS NB 24.4kbps_Ch26865_2N

Title: LTE Band

5.2 RCV Distortion and Noise - 3150 Hz NB

TIA-5050 (2018-01) \ Measurements \ Narrowband \ 5.2 Receive Distortion and Noise 2N

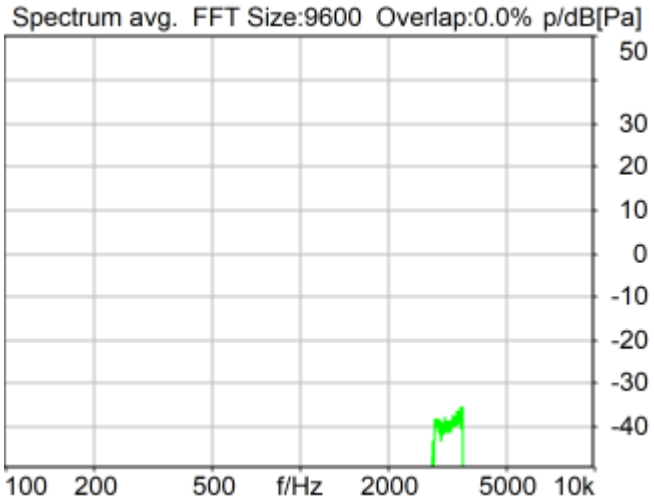

Distortion (Noise) RCV (packed): 37.45 dB (1.34%) Ok

Ok

25/02/15 15:46 ACQUA 5.1.200

Report - Receive Distortion and Noise (Conversational Gain)

TIA-5050 (2018-01) \ Measurements \ Narrowband \ 5.2 Receive Distortion and Noise 2N

Region	Frequency	SDNR
1	400Hz	38.27 dB
2	500Hz	30.96 dB
3	630Hz	25.88 dB
4	800Hz	40.97 dB
5	1000Hz	41.64 dB
6	1250Hz	27.66 dB
7	1600Hz	38.51 dB
8	2000Hz	37.70 dB
9	2500Hz	38.56 dB
10	3150Hz	37.45 dB

All SDNRs were greater than 20.0 dB, requirement was met.
Smallest SDNR was 25.88dB at 630Hz.

25/02/15 15:56 ACQUA

5.3 Frequency Response 2N FF HANB

TIA-5050 (2018-01) \ Measurements \ Narrowband

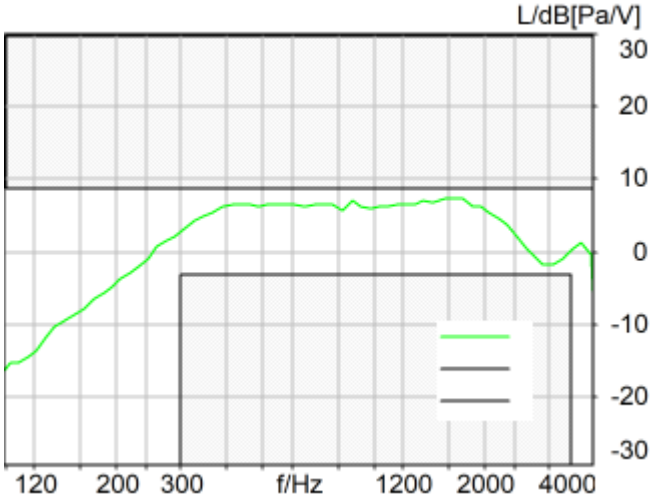

Absolute minimal distance
1.45 dB at 1647.8 Hz Ok

Ok

25/02/15 15:56 ACQUA 5.1.200

5.3 Frequency Response 2N DF HANB

TIA-5050 (2018-01) \ Measurements \ Narrowband

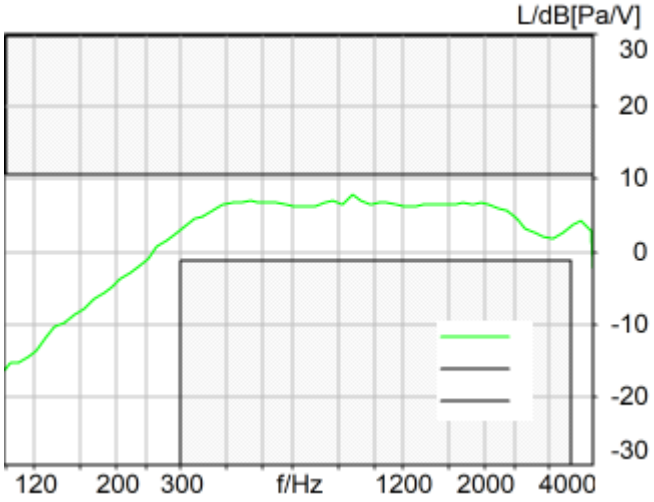

Absolute minimal distance
2.88 dB at 3058.6 Hz Ok

Ok

25/02/15 15:56 ACQUA 5.1.200

Measurement Protocol

Measurement Object	FR1 n71_20M_QPSK_1RB_1Offset_EVS NB 24.4kbps_Ch136100_8N

Project	4O2403
Report Generation Date	25/02/20 1:12
Responsible Person	AC01-KS

Status Overview

SMD	Status	Single Value Description	Single Value	Object
Overall Receive Delay NB	Done	Delay (Cross) [ms]	251.7	FR1 n71_20M_QPSK_1RB_1Offset_ EVS NB 24. 4kbps_Ch136100_8N
5.1a Receive Volume Control Performance 8N NB	Ok	Speech Level [dB[SPL]]	82.17	FR1 n71_20M_QPSK_1RB_1Offset_ EVS NB 24. 4kbps_Ch136100_8N
5.2 RCV Distortion and Noise - 400 Hz NB	Ok	Distortion (Noise) [dB], 0.0 dB	38.03	FR1 n71_20M_QPSK_1RB_1Offset_ EVS NB 24. 4kbps_Ch136100_8N
5.2 RCV Distortion and Noise - 500 Hz NB	Ok	Distortion (Noise) [dB], 0.0 dB	35.25	FR1 n71_20M_QPSK_1RB_1Offset_ EVS NB 24. 4kbps_Ch136100_8N
5.2 RCV Distortion and Noise - 630 Hz NB	Ok	Distortion (Noise) [dB], 0.0 dB	34.35	FR1 n71_20M_QPSK_1RB_1Offset_ EVS NB 24. 4kbps_Ch136100_8N
5.2 RCV Distortion and Noise - 800 Hz NB	Ok	Distortion (Noise) [dB], 0.0 dB	32.10	FR1 n71_20M_QPSK_1RB_1Offset_ EVS NB 24. 4kbps_Ch136100_8N
5.2 RCV Distortion and Noise - 1000 Hz NB	Ok	Distortion (Noise) [dB], 0.0 dB	31.16	FR1 n71_20M_QPSK_1RB_1Offset_ EVS NB 24. 4kbps_Ch136100_8N
5.2 RCV Distortion and Noise - 1250 Hz NB	Ok	Distortion (Noise) [dB], 0.0 dB	26.37	FR1 n71_20M_QPSK_1RB_1Offset_ EVS NB 24. 4kbps_Ch136100_8N
5.2 RCV Distortion and Noise - 1600 Hz NB	Ok	Distortion (Noise) [dB], 0.0 dB	29.68	FR1 n71_20M_QPSK_1RB_1Offset_ EVS NB 24. 4kbps_Ch136100_8N
5.2 RCV Distortion and Noise - 2000 Hz NB	Ok	Distortion (Noise) [dB], 0.0 dB	44.88	FR1 n71_20M_QPSK_1RB_1Offset_ EVS NB 24. 4kbps_Ch136100_8N
5.2 RCV Distortion and Noise - 2500 Hz NB	Ok	Distortion (Noise) [dB], 0.0 dB	41.85	FR1 n71_20M_QPSK_1RB_1Offset_ EVS NB 24. 4kbps_Ch136100_8N
5.2 RCV Distortion and Noise - 3150 Hz NB	Ok	Distortion (Noise) [dB], 0.0 dB	40.49	FR1 n71_20M_QPSK_1RB_1Offset_ EVS NB 24. 4kbps_Ch136100_8N
Report - Receive Distortion and Noise (Conversational	Ok	Minimum SDNR [dB], (occured at 1250Hz)	26.37	FR1 n71_20M_QPSK_1RB_1Offset_

Gain)				EVS NB 24. 4kbps_Ch136100_8N
5.3 Frequency Response 8N FF HANB	Ok	Min. dist. to tolerance scheme [dB], 1647.8 Hz	0.14	FR1 n71_20M_QPSK_1RB_1Offset_ EVS NB 24. 4kbps_Ch136100_8N
5.3 Frequency Response 8N DF HANB	Ok	Min. dist. to tolerance scheme [dB], 3058.6 Hz	1.89	FR1 n71_20M_QPSK_1RB_1Offset_ EVS NB 24. 4kbps_Ch136100_8N

Overall Receive Delay NB	6
5.1a Receive Volume Control Performance 8N NB	7
5.2 RCV Distortion and Noise - 400 Hz NB	8
5.2 RCV Distortion and Noise - 500 Hz NB	9
5.2 RCV Distortion and Noise - 630 Hz NB	10
5.2 RCV Distortion and Noise - 800 Hz NB	11
5.2 RCV Distortion and Noise - 1000 Hz NB	12
5.2 RCV Distortion and Noise - 1250 Hz NB	13
5.2 RCV Distortion and Noise - 1600 Hz NB	14
5.2 RCV Distortion and Noise - 2000 Hz NB	15
5.2 RCV Distortion and Noise - 2500 Hz NB	16
5.2 RCV Distortion and Noise - 3150 Hz NB	17
Report - Receive Distortion and Noise (Conversational Gain)	18
5.3 Frequency Response 8N FF HANB	19
5.3 Frequency Response 8N DF HANB	20

ACQUA Report
NB 24.4kbps_Ch136100_8N

Title: FR1 n71_20M_QPSK_1RB_1Offset_EVS

Overall Receive Delay NB

TIA-5050 (2018-01) \ Measurements \ Narrowband \ Preparation - Delay measurement

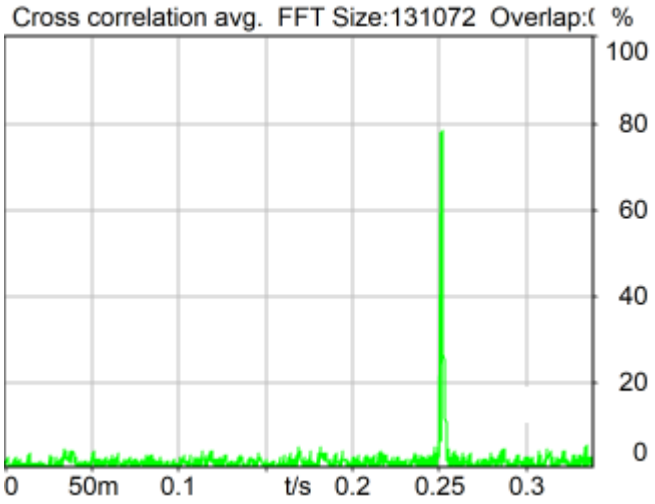

Delay (Cross): 251.7 ms

25/02/19 23:53 ACQUA 5.1.200

ACQUA Report
NB 24.4kbps_Ch136100_8N

Title: FR1 n71_20M_QPSK_1RB_1Offset_EVS

5.1a Receive Volume Control Performance 8N NB

TIA-5050 (2018-01) \ Measurements \ Narrowband

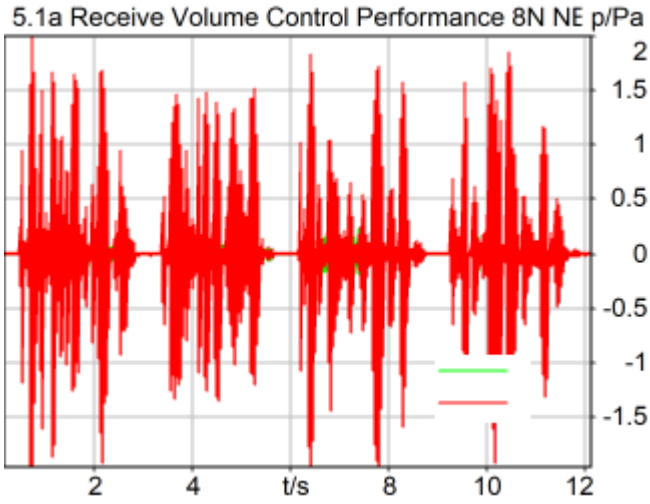

Speech Level RCV: 82.17 dB[SPL], Act.: 80.26% Ok

Ok

25/02/19 23:54 ACQUA 5.1.200

ACQUA Report
NB 24.4kbps_Ch136100_8N

Title: FR1 n71_20M_QPSK_1RB_1Offset_EVS

5.2 RCV Distortion and Noise - 400 Hz NB

TIA-5050 (2018-01) \ Measurements \ Narrowband \ 5.2 Receive Distortion and Noise 8N

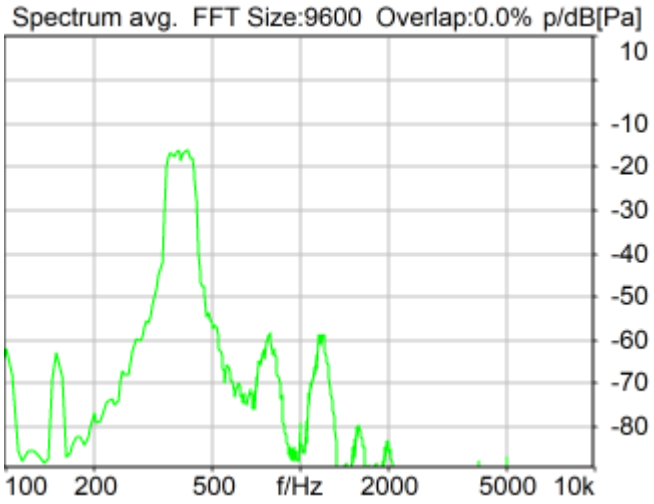

Distortion (Noise) RCV (packed): 38.03 dB (1.26%) Ok

Ok

25/02/19 23:54 ACQUA 5.1.200

ACQUA Report
NB 24.4kbps_Ch136100_8N

Title: FR1 n71_20M_QPSK_1RB_1Offset_EVS

5.2 RCV Distortion and Noise - 500 Hz NB

TIA-5050 (2018-01) \ Measurements \ Narrowband \ 5.2 Receive Distortion and Noise 8N

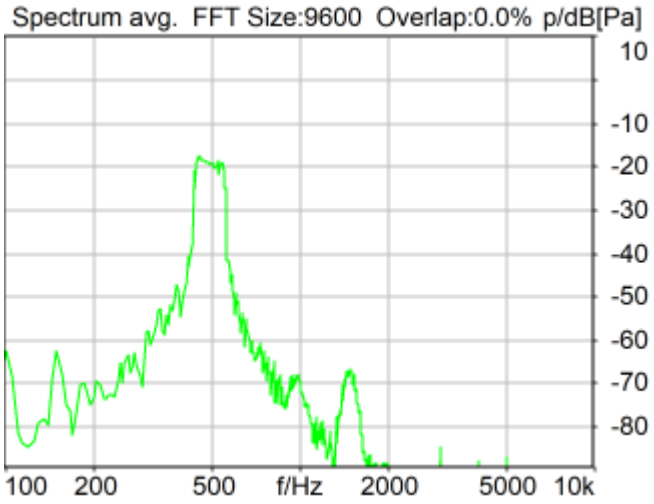

Distortion (Noise) RCV (packed): 35.25 dB (1.73%) Ok

Ok

25/02/19 23:55 ACQUA 5.1.200

5.2 RCV Distortion and Noise - 630 Hz NB

TIA-5050 (2018-01) \ Measurements \ Narrowband \ 5.2 Receive Distortion and Noise 8N

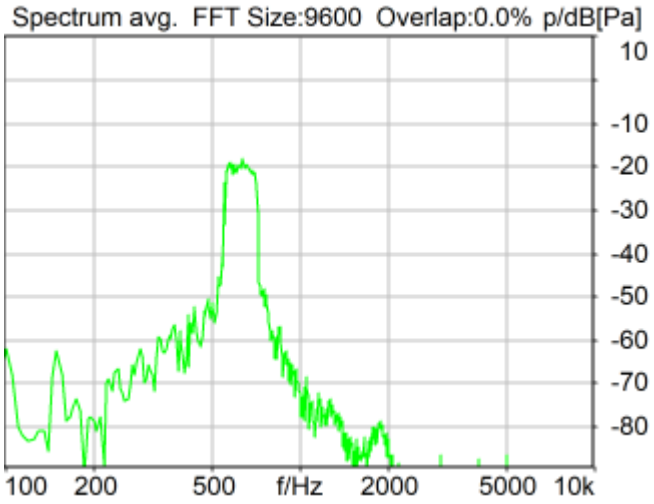

Distortion (Noise) RCV (packed): 34.35 dB (1.92%) Ok

Ok

25/02/19 23:55 ACQUA 5.1.200

5.2 RCV Distortion and Noise - 800 Hz NB

TIA-5050 (2018-01) \ Measurements \ Narrowband \ 5.2 Receive Distortion and Noise 8N

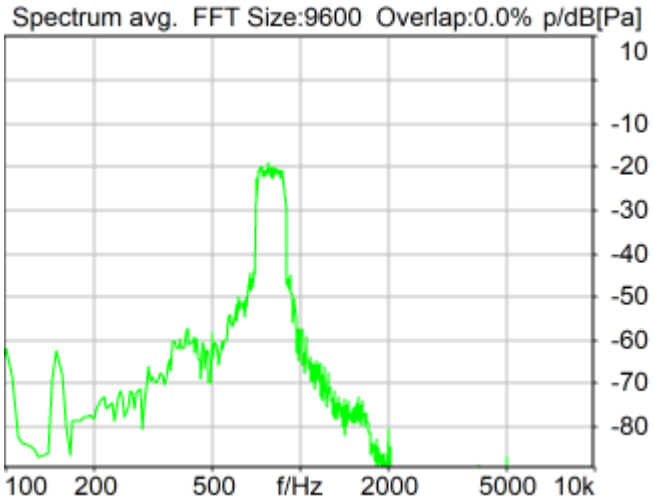

Distortion (Noise) RCV (packed): 32.10 dB (2.48%) Ok

Ok

25/02/19 23:56 ACQUA 5.1.200

ACQUA Report
NB 24.4kbps_Ch136100_8N

Title: FR1 n71_20M_QPSK_1RB_1Offset_EVS

5.2 RCV Distortion and Noise - 1000 Hz NB

TIA-5050 (2018-01) \ Measurements \ Narrowband \ 5.2 Receive Distortion and Noise 8N

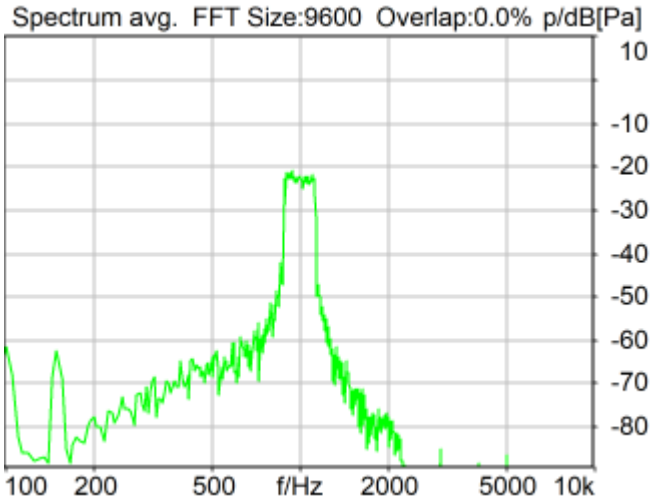

Distortion (Noise) RCV (packed): 31.16 dB (2.77%) Ok

Ok

25/02/19 23:56 ACQUA 5.1.200

ACQUA Report
NB 24.4kbps_Ch136100_8N

Title: FR1 n71_20M_QPSK_1RB_1Offset_EVS

5.2 RCV Distortion and Noise - 1250 Hz NB

TIA-5050 (2018-01) \ Measurements \ Narrowband \ 5.2 Receive Distortion and Noise 8N

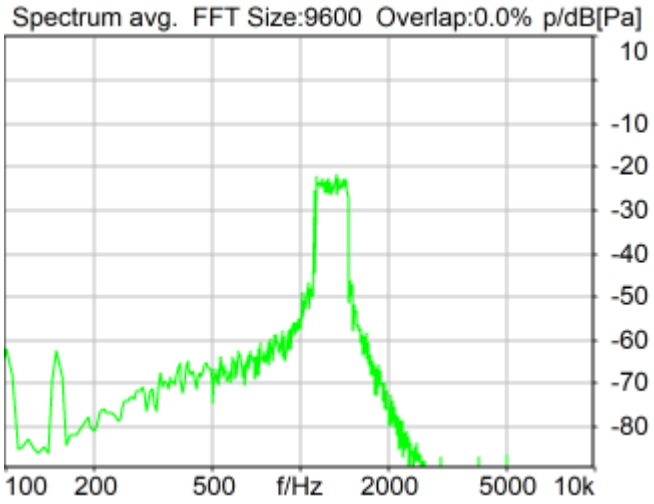

Distortion (Noise) RCV (packed): 26.37 dB (4.80%) Ok

Ok

25/02/19 23:57 ACQUA 5.1.200

5.2 RCV Distortion and Noise - 1600 Hz NB

TIA-5050 (2018-01) \ Measurements \ Narrowband \ 5.2 Receive Distortion and Noise 8N

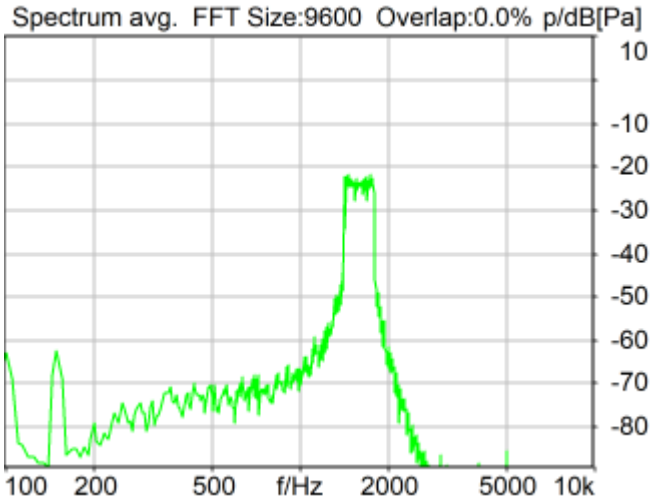

Distortion (Noise) RCV (packed): 29.68 dB (3.28%) Ok

Ok

25/02/19 23:57 ACQUA 5.1.200

ACQUA Report
NB 24.4kbps_Ch136100_8N

Title: FR1 n71_20M_QPSK_1RB_1Offset_EVS

5.2 RCV Distortion and Noise - 2000 Hz NB

TIA-5050 (2018-01) \ Measurements \ Narrowband \ 5.2 Receive Distortion and Noise 8N

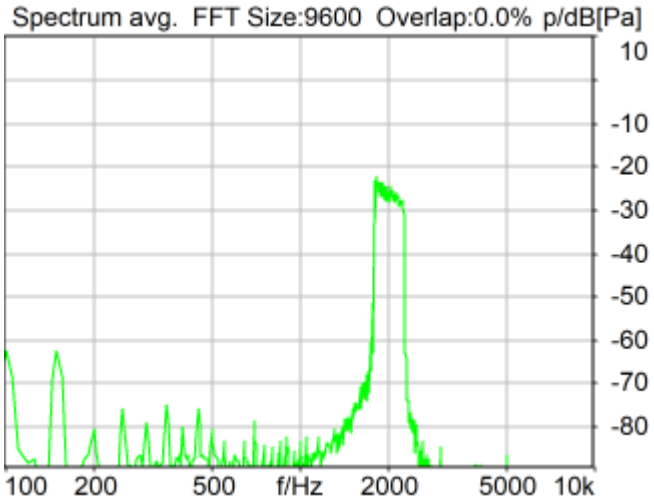

Distortion (Noise) RCV (packed): 44.88 dB (0.57%) Ok

Ok

25/02/19 23:58 ACQUA 5.1.200

5.2 RCV Distortion and Noise - 2500 Hz NB

TIA-5050 (2018-01) \ Measurements \ Narrowband \ 5.2 Receive Distortion and Noise 8N

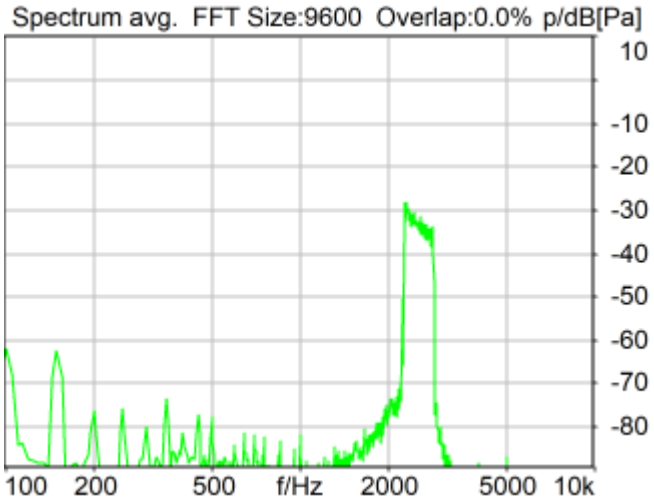

Distortion (Noise) RCV (packed): 41.85 dB (0.81%) Ok

Ok

25/02/19 23:58 ACQUA 5.1.200

ACQUA Report
NB 24.4kbps_Ch136100_8N

Title: FR1 n71_20M_QPSK_1RB_1Offset_EVS

5.2 RCV Distortion and Noise - 3150 Hz NB

TIA-5050 (2018-01) \ Measurements \ Narrowband \ 5.2 Receive Distortion and Noise 8N

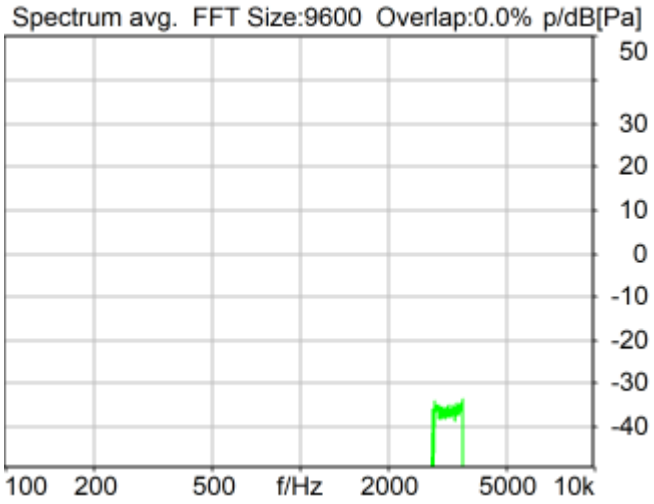

Distortion (Noise) RCV (packed): 40.49 dB (0.95%) Ok

Ok

25/02/19 23:58 ACQUA 5.1.200

Report - Receive Distortion and Noise (Conversational Gain)

TIA-5050 (2018-01) \ Measurements \ Narrowband \ 5.2 Receive Distortion and Noise 8N

Region	Frequency	SDNR
1	400Hz	38.03 dB
2	500Hz	35.25 dB
3	630Hz	34.35 dB
4	800Hz	32.10 dB
5	1000Hz	31.16 dB
6	1250Hz	26.37 dB
7	1600Hz	29.68 dB
8	2000Hz	44.88 dB
9	2500Hz	41.85 dB
10	3150Hz	40.49 dB

All SDNRs were greater than 20.0 dB, requirement was met.
Smallest SDNR was 26.37dB at 1250Hz.

25/02/19 23:59 ACQUA

ACQUA Report
NB 24.4kbps_Ch136100_8N

Title: FR1 n71_20M_QPSK_1RB_1Offset_EVS

5.3 Frequency Response 8N FF HANB

TIA-5050 (2018-01) \ Measurements \ Narrowband

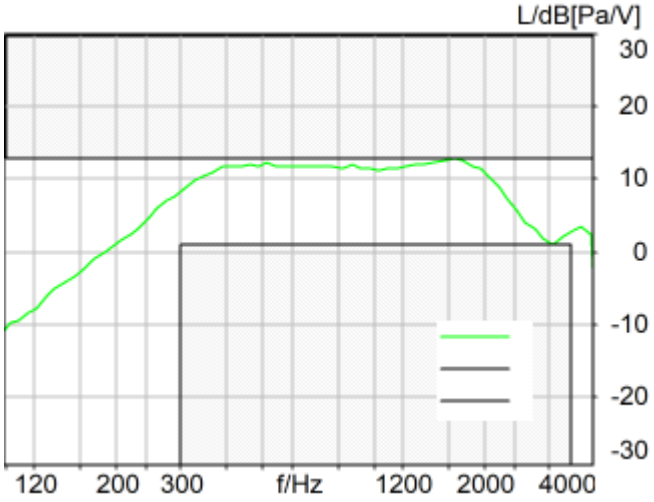

Absolute minimal distance
0.14 dB at 1647.8 Hz Ok

Ok

25/02/19 23:59 ACQUA 5.1.200

ACQUA Report
NB 24.4kbps_Ch136100_8N

Title: FR1 n71_20M_QPSK_1RB_1Offset_EVS

5.3 Frequency Response 8N DF HANB

TIA-5050 (2018-01) \ Measurements \ Narrowband

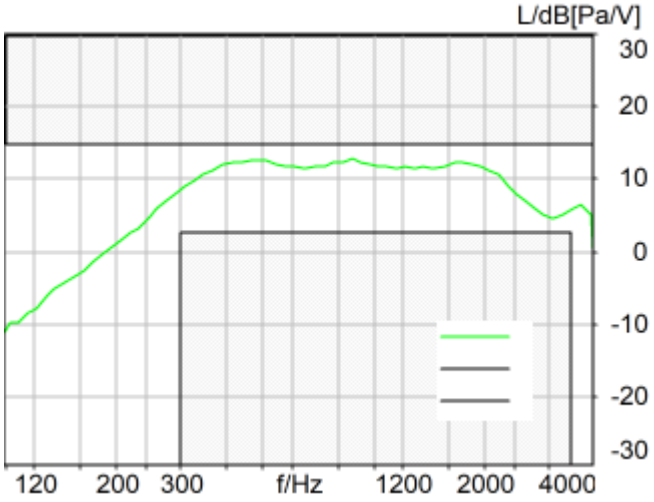

Absolute minimal distance
1.89 dB at 3058.6 Hz Ok

Ok

25/02/19 23:59 ACQUA 5.1.200

Measurement Protocol

Measurement Object	WLAN5GHz_802.11a 6Mbps_EVS WB 128kbps_Ch40_2N

Project	4O2403
Report Generation Date	25/02/16 3:48
Responsible Person	AC01-KS

Status Overview

SMD	Status	Single Value Description	Single Value	Object
Overall Receive Delay WB	Done	Delay (Cross) [ms]	142.5	WLAN5GHz_802.11a 6Mbps_EVS WB 128kbps_Ch40_2N
5.1b Receive Volume Control Performance 2N WB	Ok	Speech Level [dB[SPL]]	78.46	WLAN5GHz_802.11a 6Mbps_EVS WB 128kbps_Ch40_2N
5.2 RCV Distortion and Noise - 250 Hz WB	Ok	Distortion (Noise) [dB], 0.0 dB	22.82	WLAN5GHz_802.11a 6Mbps_EVS WB 128kbps_Ch40_2N
5.2 RCV Distortion and Noise - 315 Hz WB	Ok	Distortion (Noise) [dB], 0.0 dB	27.24	WLAN5GHz_802.11a 6Mbps_EVS WB 128kbps_Ch40_2N
5.2 RCV Distortion and Noise - 400 Hz WB	Ok	Distortion (Noise) [dB], 0.0 dB	27.85	WLAN5GHz_802.11a 6Mbps_EVS WB 128kbps_Ch40_2N
5.2 RCV Distortion and Noise - 500 Hz WB	Ok	Distortion (Noise) [dB], 0.0 dB	24.93	WLAN5GHz_802.11a 6Mbps_EVS WB 128kbps_Ch40_2N
5.2 RCV Distortion and Noise - 630 Hz WB	Ok	Distortion (Noise) [dB], 0.0 dB	23.77	WLAN5GHz_802.11a 6Mbps_EVS WB 128kbps_Ch40_2N
5.2 RCV Distortion and Noise - 800 Hz WB	Ok	Distortion (Noise) [dB], 0.0 dB	21.98	WLAN5GHz_802.11a 6Mbps_EVS WB 128kbps_Ch40_2N
5.2 RCV Distortion and Noise - 1000 Hz WB	Ok	Distortion (Noise) [dB], 0.0 dB	23.15	WLAN5GHz_802.11a 6Mbps_EVS WB 128kbps_Ch40_2N
5.2 RCV Distortion and Noise - 1250 Hz WB	Ok	Distortion (Noise) [dB], 0.0 dB	32.36	WLAN5GHz_802.11a 6Mbps_EVS WB 128kbps_Ch40_2N
5.2 RCV Distortion and Noise - 1600 Hz WB	Ok	Distortion (Noise) [dB], 0.0 dB	29.03	WLAN5GHz_802.11a 6Mbps_EVS WB 128kbps_Ch40_2N
5.2 RCV Distortion and Noise - 2000 Hz WB	Ok	Distortion (Noise) [dB], 0.0 dB	24.55	WLAN5GHz_802.11a 6Mbps_EVS WB 128kbps_Ch40_2N
5.2 RCV Distortion and Noise - 2500 Hz WB	Ok	Distortion (Noise) [dB], 0.0 dB	26.08	WLAN5GHz_802.11a 6Mbps_EVS WB 128kbps_Ch40_2N
5.2 RCV Distortion and Noise - 3150 Hz WB	Ok	Distortion (Noise) [dB], 0.0 dB	26.78	WLAN5GHz_802.11a 6Mbps_EVS WB 128kbps_Ch40_2N
5.2 RCV Distortion and Noise - 4000 Hz WB	Ok	Distortion (Noise) [dB], 0.0 dB	28.82	WLAN5GHz_802.11a 6Mbps_EVS WB 128kbps_Ch40_2N
5.2 RCV Distortion and Noise - 5000 Hz WB	Ok	Distortion (Noise) [dB], 0.0 dB	33.57	WLAN5GHz_802.11a 6Mbps_EVS WB 128kbps_Ch40_2N
Report - Receive Distortion	Ok	Minimum SDNR [dB],	21.98	WLAN5GHz_802.11a

and Noise (Conversational Gain)		(occured at 800Hz)		6Mbps_EVS WB 128kbps_Ch40_2N
5.3 Frequency Response 2N FF	Ok	Min. dist. to tolerance scheme [dB], 611.7 Hz	1.25	WLAN5GHz_802.11a 6Mbps_EVS WB 128kbps_Ch40_2N
5.3 Frequency Response 2N DF	Ok	Min. dist. to tolerance scheme [dB], 611.7 Hz	1.26	WLAN5GHz_802.11a 6Mbps_EVS WB 128kbps_Ch40_2N

Overall Receive Delay WB	6
5.1b Receive Volume Control Performance 2N WB	7
5.2 RCV Distortion and Noise - 250 Hz WB	8
5.2 RCV Distortion and Noise - 315 Hz WB	9
5.2 RCV Distortion and Noise - 400 Hz WB	10
5.2 RCV Distortion and Noise - 500 Hz WB	11
5.2 RCV Distortion and Noise - 630 Hz WB	12
5.2 RCV Distortion and Noise - 800 Hz WB	13
5.2 RCV Distortion and Noise - 1000 Hz WB	14
5.2 RCV Distortion and Noise - 1250 Hz WB	15
5.2 RCV Distortion and Noise - 1600 Hz WB	16
5.2 RCV Distortion and Noise - 2000 Hz WB	17
5.2 RCV Distortion and Noise - 2500 Hz WB	18
5.2 RCV Distortion and Noise - 3150 Hz WB	19
5.2 RCV Distortion and Noise - 4000 Hz WB	20
5.2 RCV Distortion and Noise - 5000 Hz WB	21
Report - Receive Distortion and Noise (Conversational Gain)	22
5.3 Frequency Response 2N FF	23
5.3 Frequency Response 2N DF	24

ACQUA Report
128kbps_Ch40_2N

Title: WLAN5GHz_802.11a 6Mbps_EVS WB

Overall Receive Delay WB

TIA-5050 (2018-01) \ Measurements \ Wideband \ Preparation - Delay measurement

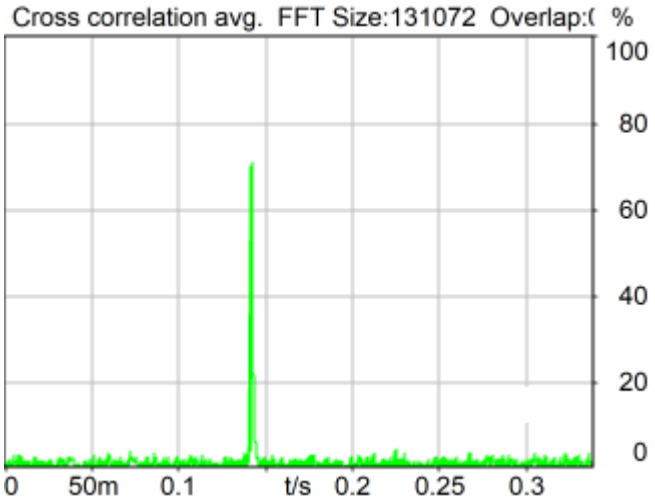

Delay (Cross): 142.5 ms

25/02/16 3:46 ACQUA 5.1.200

5.1b Receive Volume Control Performance 2N WB

TIA-5050 (2018-01) \ Measurements \ Wideband

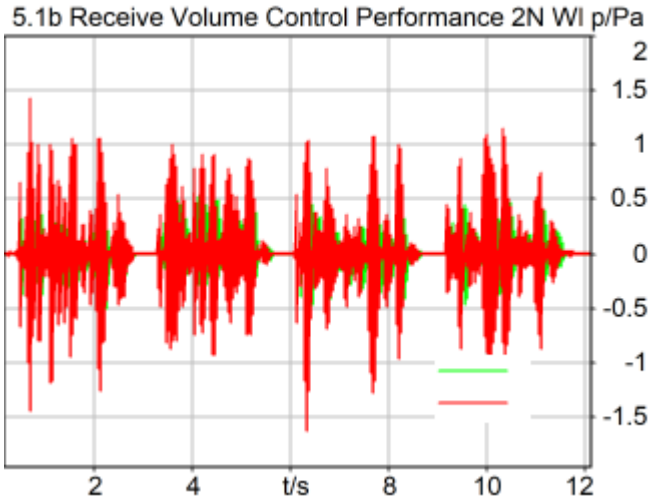

Speech Level RCV: 78.46 dB[SPL], Act.: 80.10% Ok

Ok

25/02/16 3:39 ACQUA 5.1.200

ACQUA Report
128kbps_Ch40_2N

Title: WLAN5GHz_802.11a 6Mbps_EVS WB

5.2 RCV Distortion and Noise - 250 Hz WB

TIA-5050 (2018-01) \ Measurements \ Wideband \ 5.2 Receive Distortion and Noise 2N

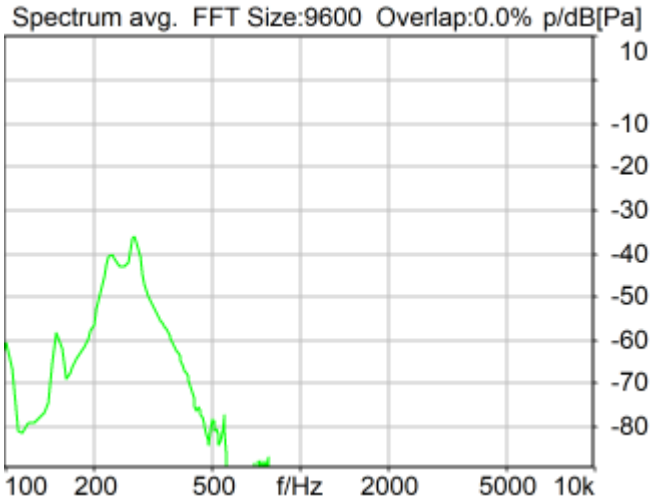

Distortion (Noise) RCV (packed): 22.82 dB (7.23%) Ok

Ok

25/02/16 3:39 ACQUA 5.1.200

5.2 RCV Distortion and Noise - 315 Hz WB

TIA-5050 (2018-01) \ Measurements \ Wideband \ 5.2 Receive Distortion and Noise 2N

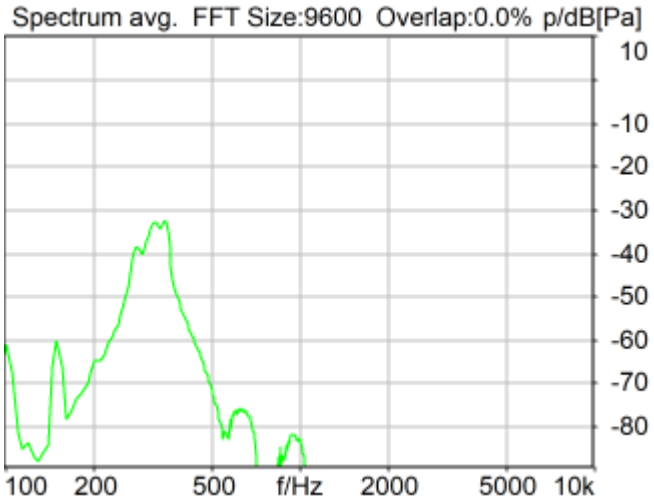

Distortion (Noise) RCV (packed): 27.24 dB (4.35%) Ok

Ok

25/02/16 3:40 ACQUA 5.1.200

5.2 RCV Distortion and Noise - 400 Hz WB

TIA-5050 (2018-01) \ Measurements \ Wideband \ 5.2 Receive Distortion and Noise 2N

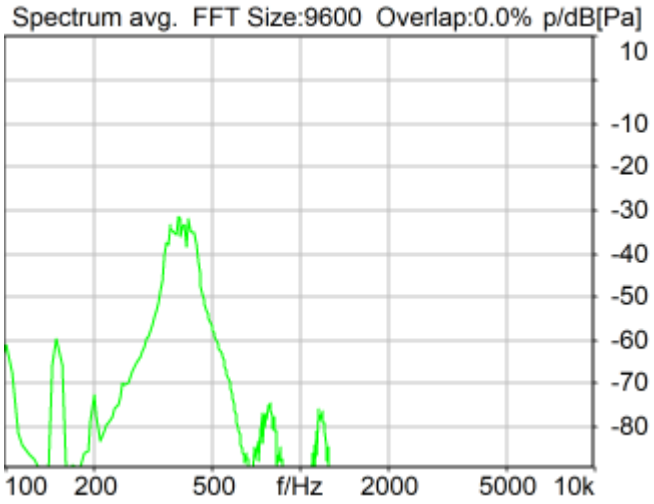

Distortion (Noise) RCV (packed): 27.85 dB (4.05%) Ok

Ok

25/02/16 3:40 ACQUA 5.1.200

5.2 RCV Distortion and Noise - 500 Hz WB

TIA-5050 (2018-01) \ Measurements \ Wideband \ 5.2 Receive Distortion and Noise 2N

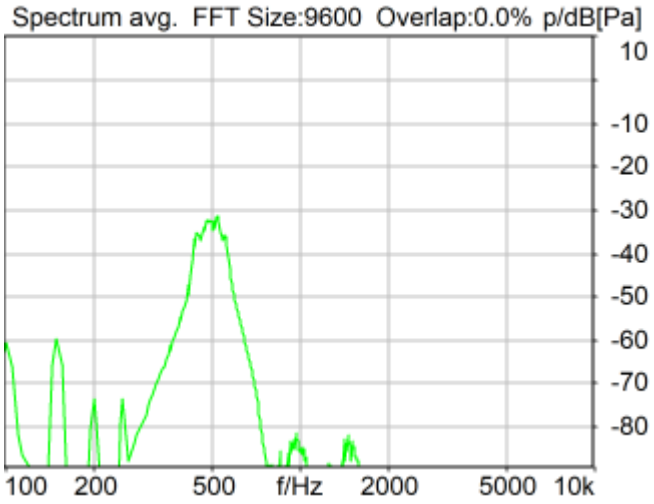

Distortion (Noise) RCV (packed): 24.93 dB (5.67%) Ok

Ok

25/02/16 3:40 ACQUA 5.1.200

5.2 RCV Distortion and Noise - 630 Hz WB

TIA-5050 (2018-01) \ Measurements \ Wideband \ 5.2 Receive Distortion and Noise 2N

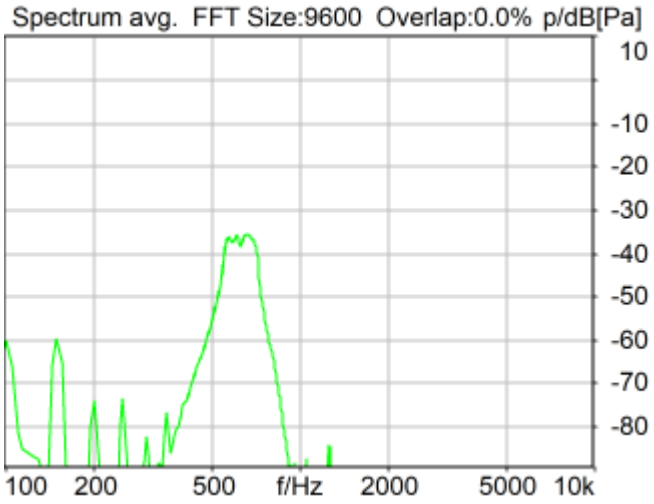

Distortion (Noise) RCV (packed): 23.77 dB (6.48%) Ok

Ok

25/02/16 3:41 ACQUA 5.1.200

5.2 RCV Distortion and Noise - 800 Hz WB

TIA-5050 (2018-01) \ Measurements \ Wideband \ 5.2 Receive Distortion and Noise 2N

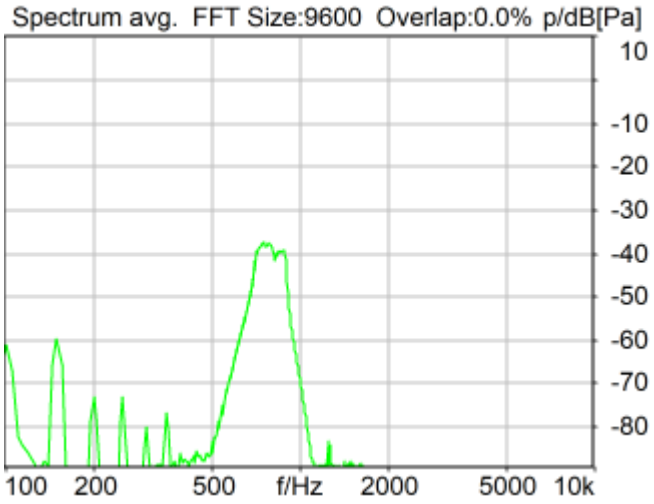

Distortion (Noise) RCV (packed): 21.98 dB (7.96%) Ok

Ok

25/02/16 3:41 ACQUA 5.1.200

5.2 RCV Distortion and Noise - 1000 Hz WB

TIA-5050 (2018-01) \ Measurements \ Wideband \ 5.2 Receive Distortion and Noise 2N

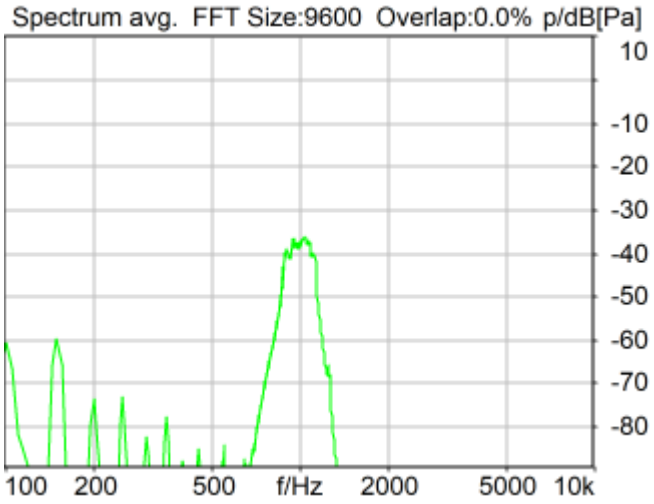

Distortion (Noise) RCV (packed): 23.15 dB (6.96%) Ok

Ok

25/02/16 3:42 ACQUA 5.1.200

5.2 RCV Distortion and Noise - 1250 Hz WB

TIA-5050 (2018-01) \ Measurements \ Wideband \ 5.2 Receive Distortion and Noise 2N

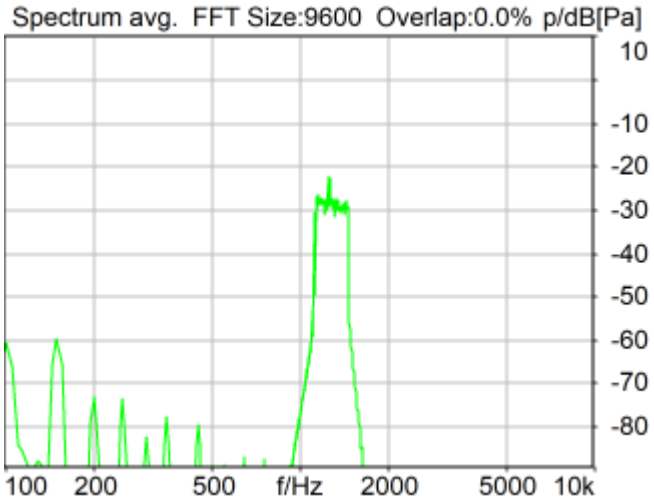

Distortion (Noise) RCV (packed): 32.36 dB (2.41%) Ok

Ok

25/02/16 3:46 ACQUA 5.1.200

5.2 RCV Distortion and Noise - 1600 Hz WB

TIA-5050 (2018-01) \ Measurements \ Wideband \ 5.2 Receive Distortion and Noise 2N

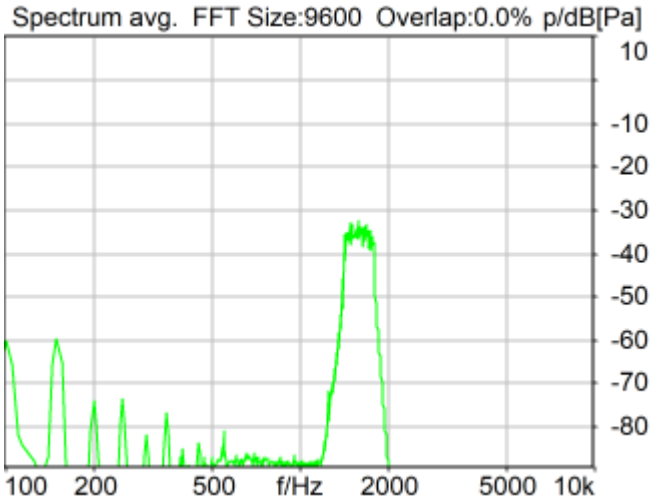

Distortion (Noise) RCV (packed): 29.03 dB (3.54%) Ok

Ok

25/02/16 3:43 ACQUA 5.1.200

5.2 RCV Distortion and Noise - 2000 Hz WB

TIA-5050 (2018-01) \ Measurements \ Wideband \ 5.2 Receive Distortion and Noise 2N

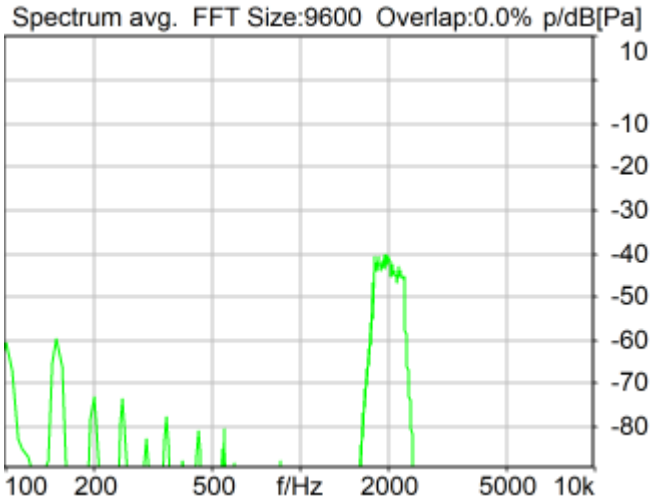

Distortion (Noise) RCV (packed): 24.55 dB (5.92%) Ok

Ok

25/02/16 3:43 ACQUA 5.1.200

ACQUA Report
128kbps_Ch40_2N

Title: WLAN5GHz_802.11a 6Mbps_EVS WB

5.2 RCV Distortion and Noise - 2500 Hz WB

TIA-5050 (2018-01) \ Measurements \ Wideband \ 5.2 Receive Distortion and Noise 2N

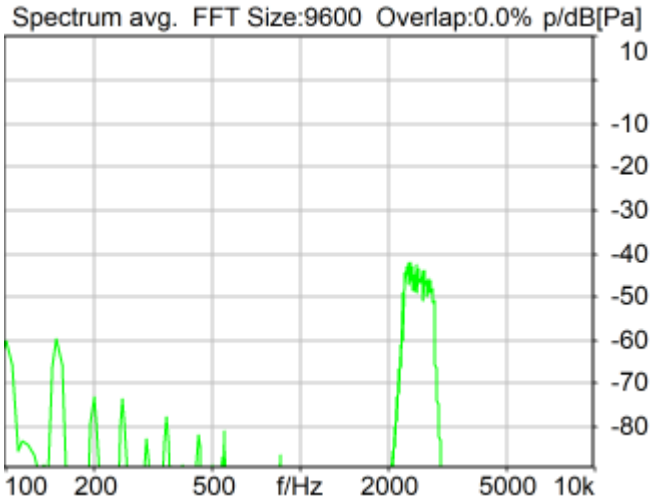

Distortion (Noise) RCV (packed): 26.08 dB (4.96%) Ok

Ok

25/02/16 3:44 ACQUA 5.1.200

5.2 RCV Distortion and Noise - 3150 Hz WB

TIA-5050 (2018-01) \ Measurements \ Wideband \ 5.2 Receive Distortion and Noise 2N

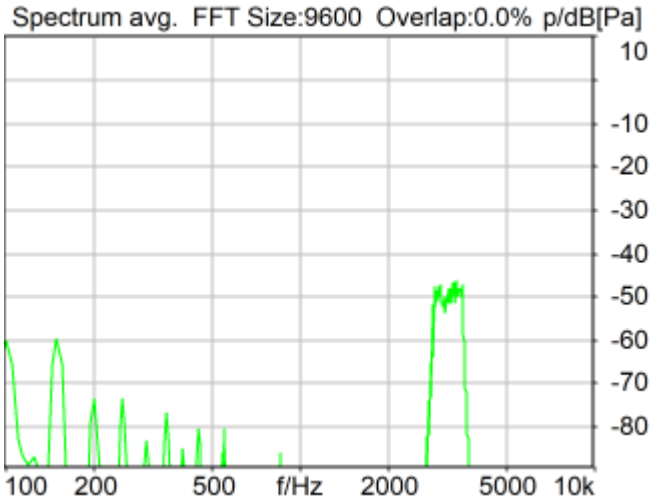

Distortion (Noise) RCV (packed): 26.78 dB (4.58%) Ok

Ok

25/02/16 3:44 ACQUA 5.1.200

ACQUA Report
128kbps_Ch40_2N

Title: WLAN5GHz_802.11a 6Mbps_EVS WB

5.2 RCV Distortion and Noise - 4000 Hz WB

TIA-5050 (2018-01) \ Measurements \ Wideband \ 5.2 Receive Distortion and Noise 2N

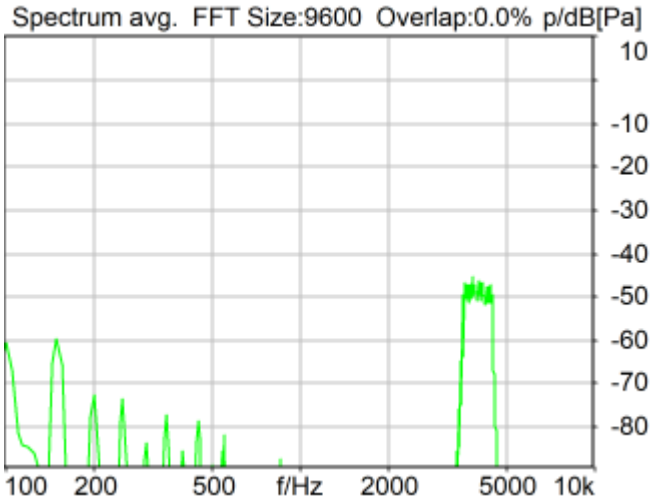

Distortion (Noise) RCV (packed): 28.82 dB (3.62%) Ok

Ok

25/02/16 3:44 ACQUA 5.1.200

ACQUA Report
128kbps_Ch40_2N

Title: WLAN5GHz_802.11a 6Mbps_EVS WB

5.2 RCV Distortion and Noise - 5000 Hz WB

TIA-5050 (2018-01) \ Measurements \ Wideband \ 5.2 Receive Distortion and Noise 2N

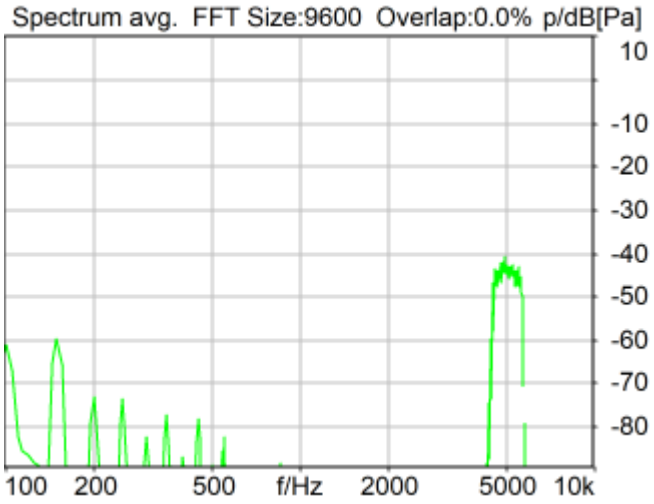

Distortion (Noise) RCV (packed): 33.57 dB (2.10%) Ok

Ok

25/02/16 3:45 ACQUA 5.1.200

Report - Receive Distortion and Noise (Conversational Gain)

TIA-5050 (2018-01) \ Measurements \ Wideband \ 5.2 Receive Distortion and Noise 2N

Region	Frequency	SDNR
1	250Hz	22.82 dB
2	315Hz	27.24 dB
3	400Hz	27.85 dB
4	500Hz	24.93 dB
5	630Hz	23.77 dB
6	800Hz	21.98 dB
7	1000Hz	23.15 dB
8	1600Hz	29.03 dB
9	2000Hz	24.55 dB
10	2500Hz	26.08 dB
11	3150Hz	26.78 dB
12	4000Hz	28.82 dB
13	5000Hz	33.57 dB
14	1250Hz	32.36 dB

All SDNRs were greater than 20.0 dB, requirement was met.
Smallest SDNR was 21.98dB at 800Hz.

25/02/16 3:47 ACQUA

ACQUA Report
128kbps_Ch40_2N

Title: WLAN5GHz_802.11a 6Mbps_EVS WB

5.3 Frequency Response 2N FF

TIA-5050 (2018-01) \ Measurements \ Wideband

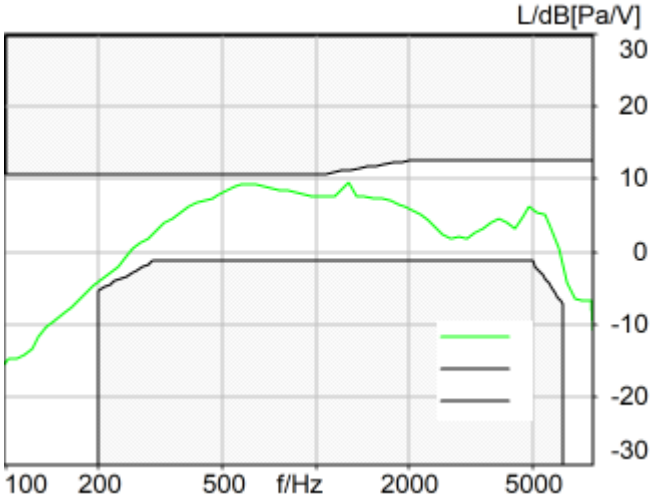

Absolute minimal distance
1.25 dB at 611.7 Hz Ok

Ok

25/02/16 3:45 ACQUA 5.1.200

ACQUA Report
128kbps_Ch40_2N

Title: WLAN5GHz_802.11a 6Mbps_EVS WB

5.3 Frequency Response 2N DF

TIA-5050 (2018-01) \ Measurements \ Wideband

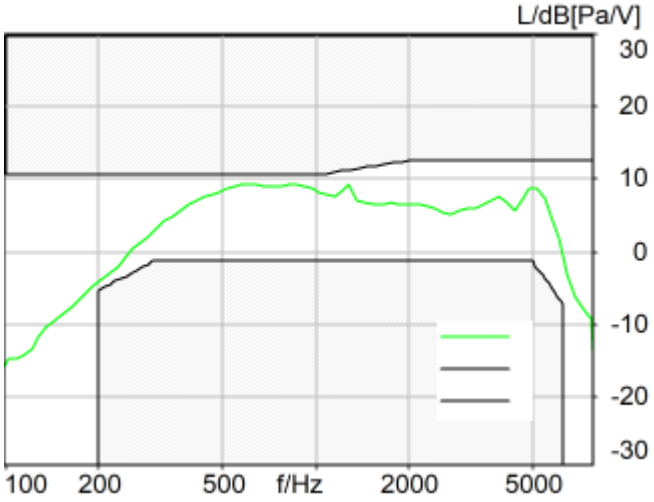

Absolute minimal distance
1.26 dB at 611.7 Hz Ok

Ok

25/02/16 3:46 ACQUA 5.1.200

Measurement Protocol

Measurement Object	WLAN5GHz_802.11a 6Mbps_EVS NB 24.4kbps_Ch116_8N

Project	4O2403
Report Generation Date	25/02/16 1:14
Responsible Person	AC01-KS

Status Overview

SMD	Status	Single Value Description	Single Value	Object
Overall Receive Delay NB	Done	Delay (Cross) [ms]	184.6	WLAN5GHz_802.11a 6Mbps_EVS NB 24. 4kbps_Ch116_8N
5.1a Receive Volume Control Performance 8N NB	Ok	Speech Level [dB[SPL]]	81.64	WLAN5GHz_802.11a 6Mbps_EVS NB 24. 4kbps_Ch116_8N
5.2 RCV Distortion and Noise - 400 Hz NB	Ok	Distortion (Noise) [dB], 0.0 dB	35.44	WLAN5GHz_802.11a 6Mbps_EVS NB 24. 4kbps_Ch116_8N
5.2 RCV Distortion and Noise - 500 Hz NB	Ok	Distortion (Noise) [dB], 0.0 dB	32.28	WLAN5GHz_802.11a 6Mbps_EVS NB 24. 4kbps_Ch116_8N
5.2 RCV Distortion and Noise - 630 Hz NB	Ok	Distortion (Noise) [dB], 0.0 dB	31.74	WLAN5GHz_802.11a 6Mbps_EVS NB 24. 4kbps_Ch116_8N
5.2 RCV Distortion and Noise - 800 Hz NB	Ok	Distortion (Noise) [dB], 0.0 dB	27.31	WLAN5GHz_802.11a 6Mbps_EVS NB 24. 4kbps_Ch116_8N
5.2 RCV Distortion and Noise - 1000 Hz NB	Ok	Distortion (Noise) [dB], 0.0 dB	31.52	WLAN5GHz_802.11a 6Mbps_EVS NB 24. 4kbps_Ch116_8N
5.2 RCV Distortion and Noise - 1250 Hz NB	Ok	Distortion (Noise) [dB], 0.0 dB	20.88	WLAN5GHz_802.11a 6Mbps_EVS NB 24. 4kbps_Ch116_8N
5.2 RCV Distortion and Noise - 1600 Hz NB	Ok	Distortion (Noise) [dB], 0.0 dB	30.55	WLAN5GHz_802.11a 6Mbps_EVS NB 24. 4kbps_Ch116_8N
5.2 RCV Distortion and Noise - 2000 Hz NB	Ok	Distortion (Noise) [dB], 0.0 dB	31.69	WLAN5GHz_802.11a 6Mbps_EVS NB 24. 4kbps_Ch116_8N
5.2 RCV Distortion and Noise - 2500 Hz NB	Ok	Distortion (Noise) [dB], 0.0 dB	28.47	WLAN5GHz_802.11a 6Mbps_EVS NB 24. 4kbps_Ch116_8N
5.2 RCV Distortion and Noise - 3150 Hz NB	Ok	Distortion (Noise) [dB], 0.0 dB	31.15	WLAN5GHz_802.11a 6Mbps_EVS NB 24. 4kbps_Ch116_8N
Report - Receive Distortion and Noise (Conversational Gain)	Ok	Minimum SDNR [dB], (occured at 1250Hz)	20.88	WLAN5GHz_802.11a 6Mbps_EVS NB 24. 4kbps_Ch116_8N
5.3 Frequency Response 8N FF HANB	Ok	Min. dist. to tolerance scheme [dB], 3058.6 Hz	0.27	WLAN5GHz_802.11a 6Mbps_EVS NB 24. 4kbps_Ch116_8N
5.3 Frequency Response 8N DF HANB	Ok	Min. dist. to tolerance scheme [dB], 873.9 Hz	1.59	WLAN5GHz_802.11a 6Mbps_EVS NB 24. 4kbps_Ch116_8N

Overall Receive Delay NB	5
5.1a Receive Volume Control Performance 8N NB	6
5.2 RCV Distortion and Noise - 400 Hz NB	7
5.2 RCV Distortion and Noise - 500 Hz NB	8
5.2 RCV Distortion and Noise - 630 Hz NB	9
5.2 RCV Distortion and Noise - 800 Hz NB	10
5.2 RCV Distortion and Noise - 1000 Hz NB	11
5.2 RCV Distortion and Noise - 1250 Hz NB	12
5.2 RCV Distortion and Noise - 1600 Hz NB	13
5.2 RCV Distortion and Noise - 2000 Hz NB	14
5.2 RCV Distortion and Noise - 2500 Hz NB	15
5.2 RCV Distortion and Noise - 3150 Hz NB	16
Report - Receive Distortion and Noise (Conversational Gain)	17
5.3 Frequency Response 8N FF HANB	18
5.3 Frequency Response 8N DF HANB	19

ACQUA Report
4kbps_Ch116_8N

Title: WLAN5GHz_802.11a 6Mbps_EVS NB 24.

ACQUA Report
4kbps_Ch116_8N

Title: WLAN5GHz_802.11a 6Mbps_EVS NB 24.

Overall Receive Delay NB

TIA-5050 (2018-01) \ Measurements \ Narrowband \ Preparation - Delay measurement

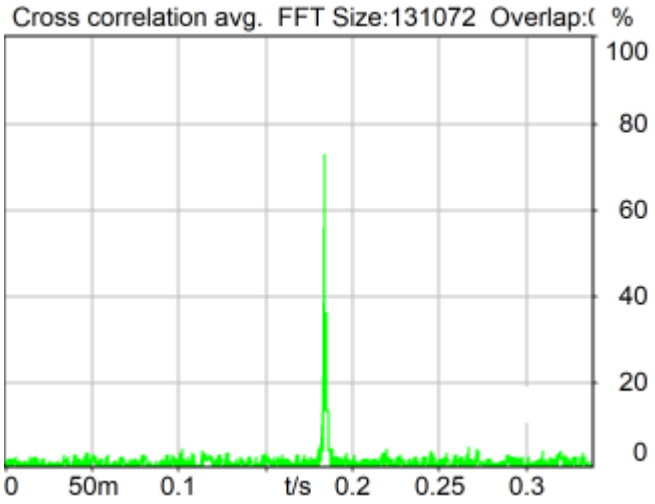

Delay (Cross): 184.6 ms

25/02/16 1:12 ACQUA 5.1.200

5.1a Receive Volume Control Performance 8N NB

TIA-5050 (2018-01) \ Measurements \ Narrowband

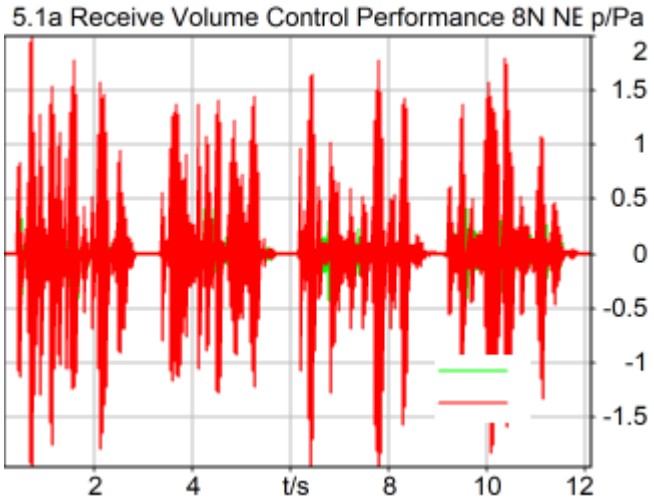

Speech Level RCV: 81.64 dB[SPL], Act.: 81.06% Ok

Ok

25/02/16 1:07 ACQUA 5.1.200

ACQUA Report
4kbps_Ch116_8N

Title: WLAN5GHz_802.11a 6Mbps_EVS NB 24.

5.2 RCV Distortion and Noise - 400 Hz NB

TIA-5050 (2018-01) \ Measurements \ Narrowband \ 5.2 Receive Distortion and Noise 8N

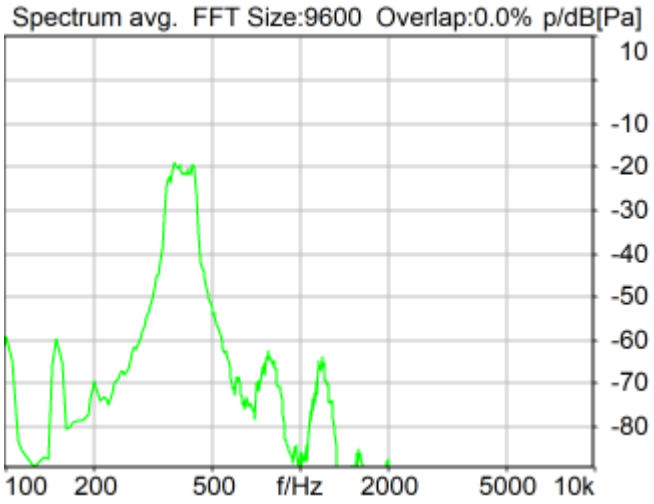

Distortion (Noise) RCV (packed): 35.44 dB (1.69%) Ok

Ok

25/02/16 1:07 ACQUA 5.1.200

ACQUA Report
4kbps_Ch116_8N

Title: WLAN5GHz_802.11a 6Mbps_EVS NB 24.

5.2 RCV Distortion and Noise - 500 Hz NB

TIA-5050 (2018-01) \ Measurements \ Narrowband \ 5.2 Receive Distortion and Noise 8N

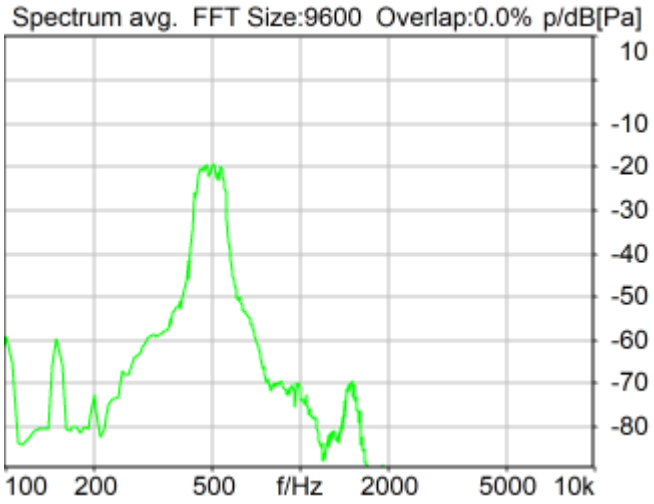

Distortion (Noise) RCV (packed): 32.28 dB (2.43%) Ok

Ok

25/02/16 1:07 ACQUA 5.1.200

ACQUA Report
4kbps_Ch116_8N

Title: WLAN5GHz_802.11a 6Mbps_EVS NB 24.

5.2 RCV Distortion and Noise - 630 Hz NB

TIA-5050 (2018-01) \ Measurements \ Narrowband \ 5.2 Receive Distortion and Noise 8N

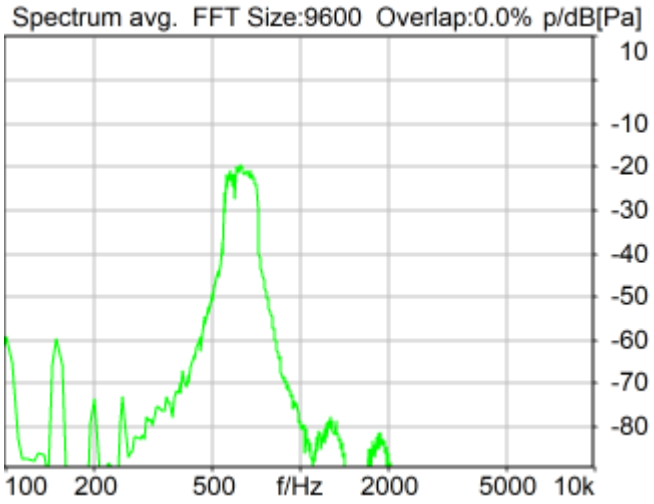

Distortion (Noise) RCV (packed): 31.74 dB (2.59%) Ok

Ok

25/02/16 1:08 ACQUA 5.1.200

5.2 RCV Distortion and Noise - 800 Hz NB

TIA-5050 (2018-01) \ Measurements \ Narrowband \ 5.2 Receive Distortion and Noise 8N

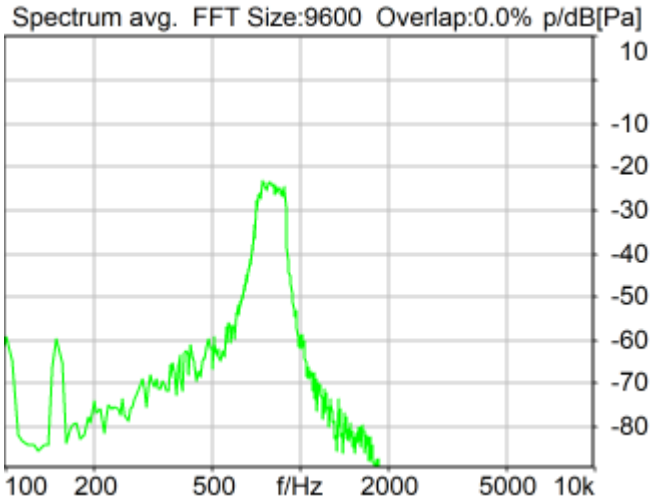

Distortion (Noise) RCV (packed): 27.31 dB (4.31%) Ok

Ok

25/02/16 1:08 ACQUA 5.1.200

5.2 RCV Distortion and Noise - 1000 Hz NB

TIA-5050 (2018-01) \ Measurements \ Narrowband \ 5.2 Receive Distortion and Noise 8N

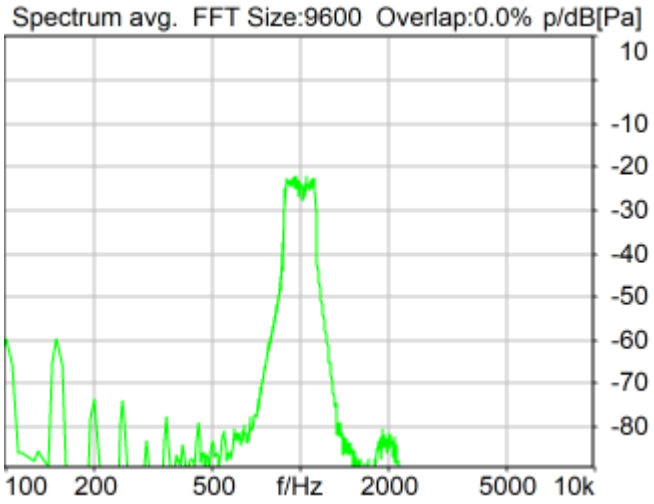

Distortion (Noise) RCV (packed): 31.52 dB (2.65%) Ok

Ok

25/02/16 1:09 ACQUA 5.1.200

5.2 RCV Distortion and Noise - 1250 Hz NB

TIA-5050 (2018-01) \ Measurements \ Narrowband \ 5.2 Receive Distortion and Noise 8N

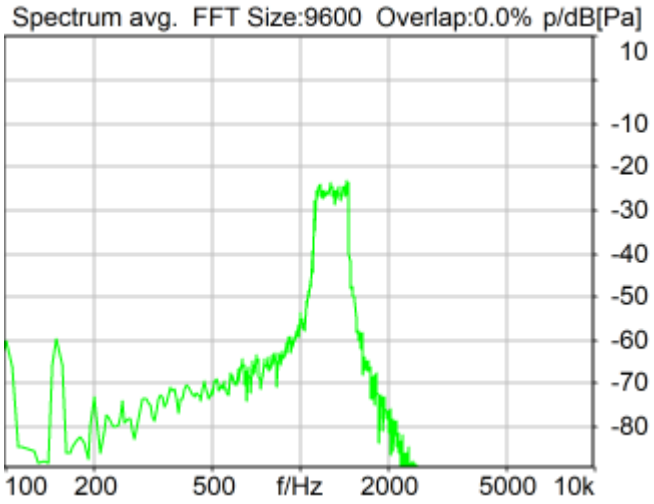

Distortion (Noise) RCV (packed): 20.88 dB (9.04%) Ok

Ok

25/02/16 1:12 ACQUA 5.1.200

ACQUA Report
4kbps_Ch116_8N

Title: WLAN5GHz_802.11a 6Mbps_EVS NB 24.

5.2 RCV Distortion and Noise - 1600 Hz NB

TIA-5050 (2018-01) \ Measurements \ Narrowband \ 5.2 Receive Distortion and Noise 8N

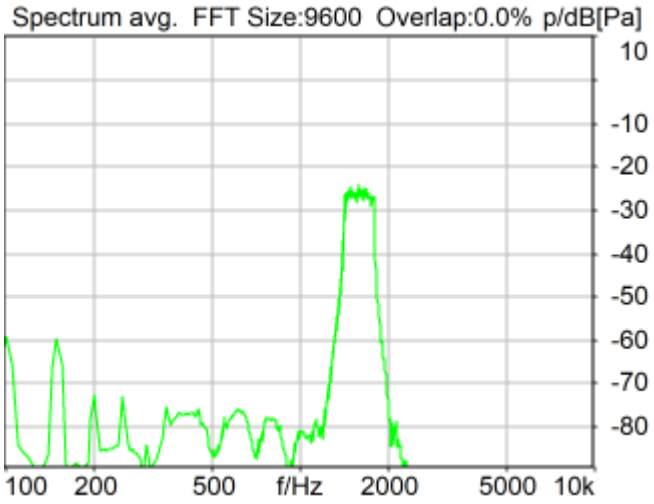

Distortion (Noise) RCV (packed): 30.55 dB (2.97%) Ok

Ok

25/02/16 1:10 ACQUA 5.1.200

5.2 RCV Distortion and Noise - 2000 Hz NB

TIA-5050 (2018-01) \ Measurements \ Narrowband \ 5.2 Receive Distortion and Noise 8N

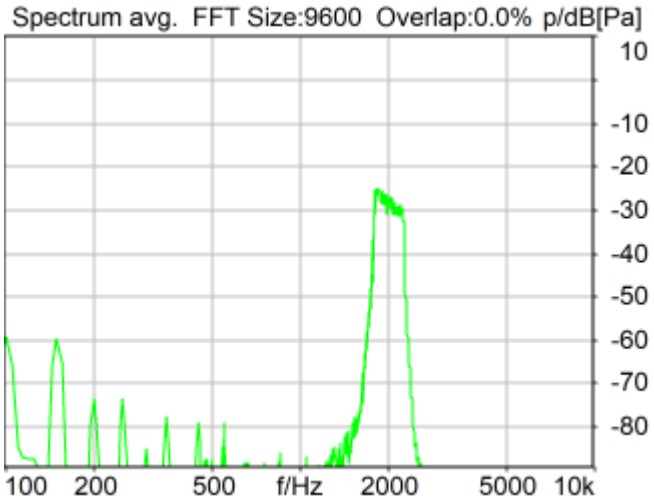

Distortion (Noise) RCV (packed): 31.69 dB (2.60%) Ok

Ok

25/02/16 1:10 ACQUA 5.1.200

5.2 RCV Distortion and Noise - 2500 Hz NB

TIA-5050 (2018-01) \ Measurements \ Narrowband \ 5.2 Receive Distortion and Noise 8N

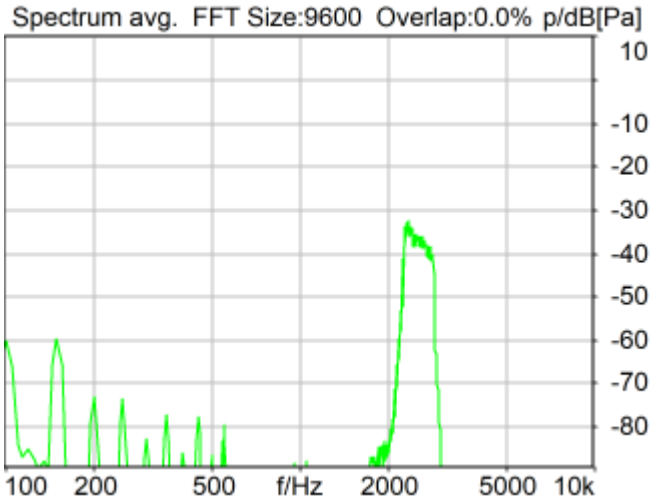

Distortion (Noise) RCV (packed): 28.47 dB (3.77%) Ok

Ok

25/02/16 1:11 ACQUA 5.1.200

5.2 RCV Distortion and Noise - 3150 Hz NB

TIA-5050 (2018-01) \ Measurements \ Narrowband \ 5.2 Receive Distortion and Noise 8N

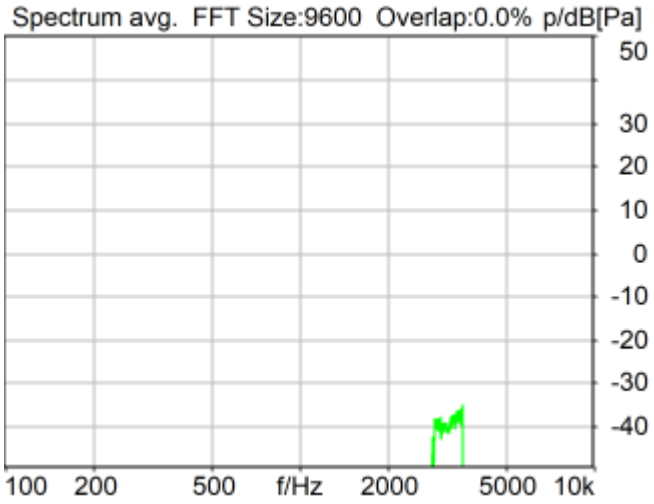

Distortion (Noise) RCV (packed): 31.15 dB (2.77%) Ok

Ok

25/02/16 1:11 ACQUA 5.1.200

Report - Receive Distortion and Noise (Conversational Gain)

TIA-5050 (2018-01) \ Measurements \ Narrowband \ 5.2 Receive Distortion and Noise 8N

Region	Frequency	SDNR
1	400Hz	35.44 dB
2	500Hz	32.28 dB
3	630Hz	31.74 dB
4	800Hz	27.31 dB
5	1000Hz	31.52 dB
6	1600Hz	30.55 dB
7	2000Hz	31.69 dB
8	2500Hz	28.47 dB
9	3150Hz	31.15 dB
10	1250Hz	20.88 dB

All SDNRs were greater than 20.0 dB, requirement was met.
Smallest SDNR was 20.88dB at 1250Hz.

25/02/16 1:13 ACQUA

ACQUA Report
4kbps_Ch116_8N

Title: WLAN5GHz_802.11a 6Mbps_EVS NB 24.

5.3 Frequency Response 8N FF HANB

TIA-5050 (2018-01) \ Measurements \ Narrowband

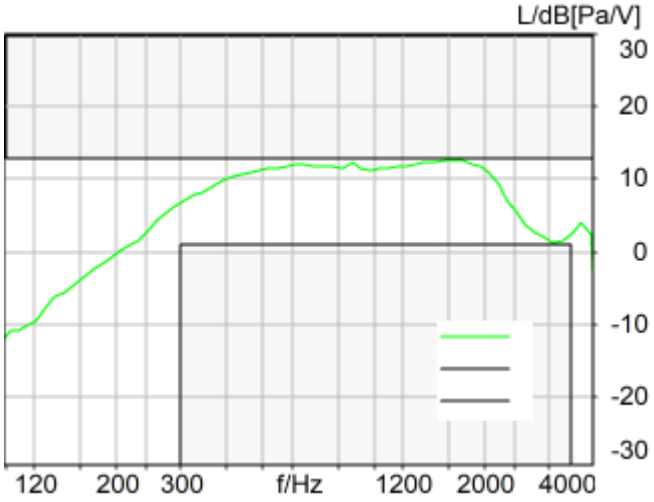

Absolute minimal distance
0.27 dB at 3058.6 Hz Ok

Ok

25/02/16 1:11 ACQUA 5.1.200

ACQUA Report
4kbps_Ch116_8N

Title: WLAN5GHz_802.11a 6Mbps_EVS NB 24.

5.3 Frequency Response 8N DF HANB

TIA-5050 (2018-01) \ Measurements \ Narrowband

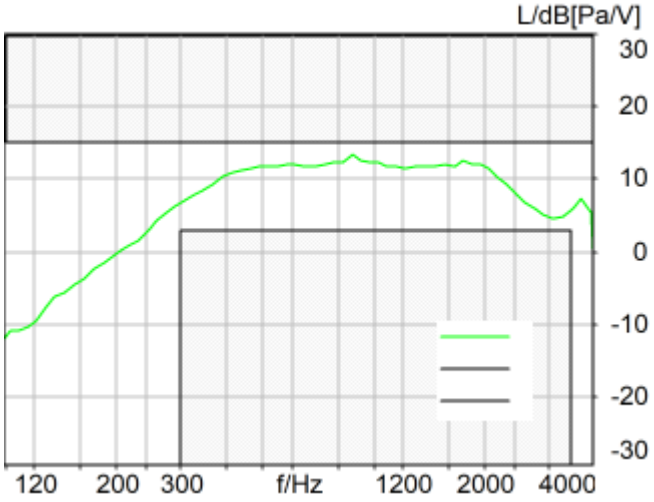

Absolute minimal distance
1.59 dB at 873.9 Hz Ok

Ok

25/02/16 1:12 ACQUA 5.1.200

Measurement Protocol

Measurement Object	WCDMA V_Voice_AMR NB 4.75kbps_Ch4182_2N

Project	4O2403
Report Generation Date	25/02/18 6:45
Responsible Person	AC01-KS

Status Overview

SMD	Status	Single Value Description	Single Value	Object
Overall Receive Delay NB	Done	Delay (Cross) [ms]	169.6	WCDMA V_Voice_AMR NB 4. 75kbps_Ch4182_2N
5.1b Receive Volume Control Performance 2N NB	Ok	Speech Level [dB[SPL]]	76.08	WCDMA V_Voice_AMR NB 4. 75kbps_Ch4182_2N

Overall Receive Delay NB 5

5.1b Receive Volume Control Performance 2N NB 6

Overall Receive Delay NB

TIA-5050 (2018-01) \ Measurements \ Narrowband \ Preparation - Delay measurement

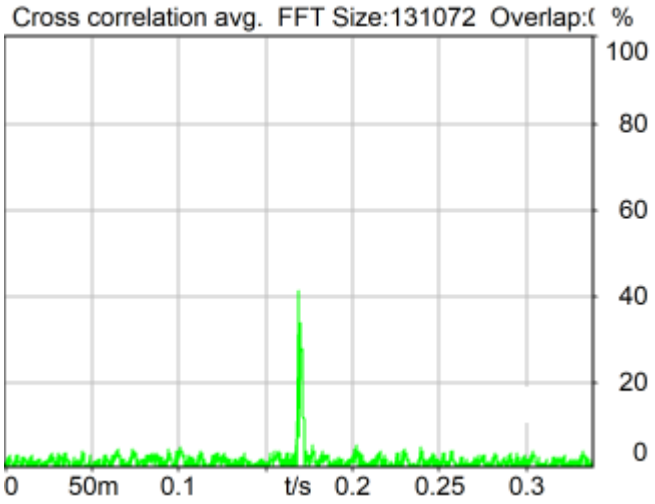

Delay (Cross): 169.6 ms

25/02/18 6:44 ACQUA 5.1.200

5.1b Receive Volume Control Performance 2N NB

TIA-5050 (2018-01) \ Measurements \ Narrowband

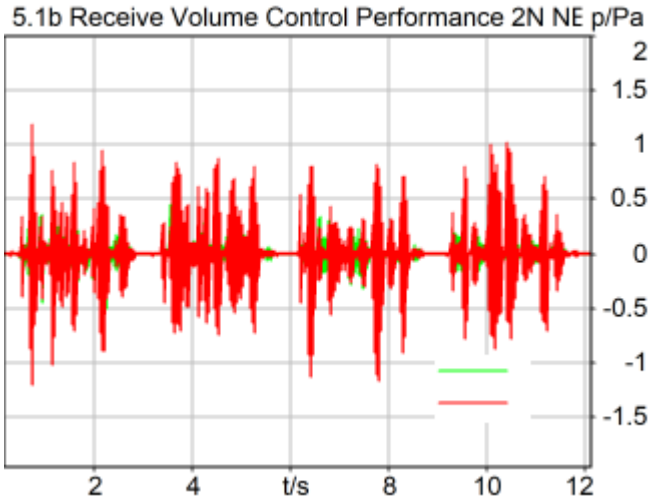

Speech Level RCV: 76.08 dB[SPL], Act.: 80.24% Ok

Ok

25/02/18 6:45 ACQUA 5.1.200

Measurement Protocol

Measurement Object	LTE Band 25_20M_QPSK_1RB_0Offset_EVS NB 5.9kbps_Ch26340_8N

Project	4O2403
Report Generation Date	25/02/15 19:24
Responsible Person	AC01-KS

Status Overview

SMD	Status	Single Value Description	Single Value	Object
Overall Receive Delay NB	Done	Delay (Cross) [ms]	117.1	LTE Band 25_20M_QPSK_1RB_0Offset_EVS NB 5.9kbps_Ch26340_8N
5.1a Receive Volume Control Performance 8N NB	Ok	Speech Level [dB[SPL]]	80.92	LTE Band 25_20M_QPSK_1RB_0Offset_EVS NB 5.9kbps_Ch26340_8N

Overall Receive Delay NB 5
5.1a Receive Volume Control Performance 8N NB 6

ACQUA Report
25_20M_QPSK_1RB_0Offset_EVS NB 5.9kbps_Ch26340_8N

Title: LTE Band

Overall Receive Delay NB

TIA-5050 (2018-01) \ Measurements \ Narrowband \ Preparation - Delay measurement

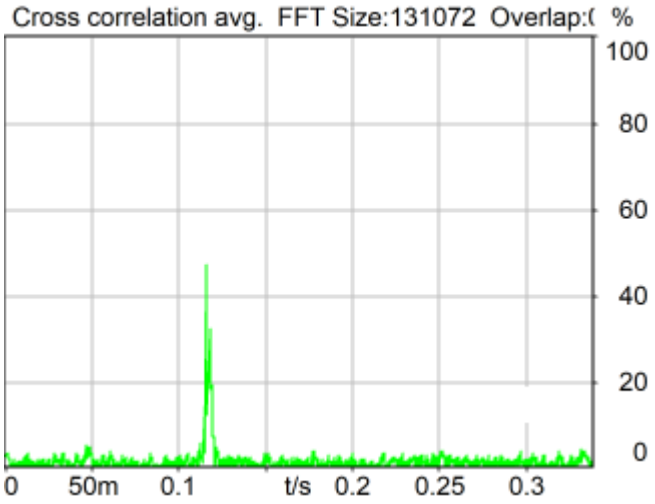

Delay (Cross): 117.1 ms

25/02/15 19:24 ACQUA 5.1.200

5.1a Receive Volume Control Performance 8N NB

TIA-5050 (2018-01) \ Measurements \ Narrowband

Speech Level RCV: 80.92 dB[SPL], Act.: 80.13% Ok

Ok

25/02/15 19:24 ACQUA 5.1.200

Measurement Protocol

Measurement Object	LTE Band 41_20M_QPSK_1RB_0Offset_EVS NB 5.9kbps_Ch40620_2N

Project	4O2403
Report Generation Date	25/02/15 3:56
Responsible Person	AC01-KS

Status Overview

SMD	Status	Single Value Description	Single Value	Object
Overall Receive Delay NB	Done	Delay (Cross) [ms]	136.1	LTE Band 41_20M_QPSK_1RB_0Offset_EVS NB 5.9kbps_Ch40620_2N
5.1b Receive Volume Control Performance 2N NB	Ok	Speech Level [dB[SPL]]	76.04	LTE Band 41_20M_QPSK_1RB_0Offset_EVS NB 5.9kbps_Ch40620_2N

Overall Receive Delay NB 5
5.1b Receive Volume Control Performance 2N NB 6

ACQUA Report
41_20M_QPSK_1RB_0Offset_EVS NB 5.9kbps_Ch40620_2N

Title: LTE Band

Overall Receive Delay NB

TIA-5050 (2018-01) \ Measurements \ Narrowband \ Preparation - Delay measurement

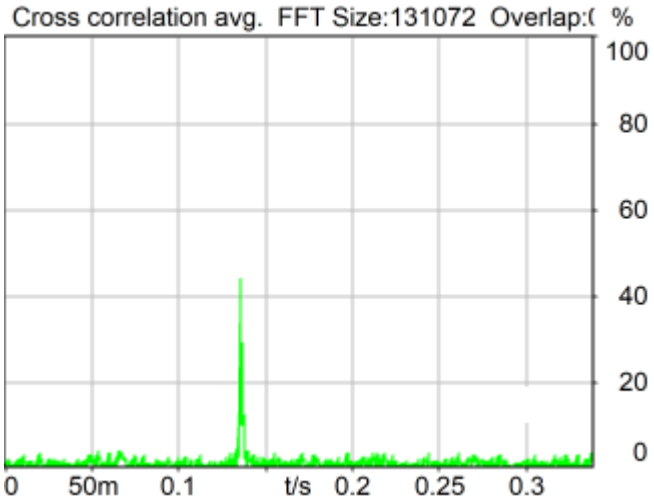

Delay (Cross): 136.1 ms

25/02/15 3:55 ACQUA 5.1.200

5.1b Receive Volume Control Performance 2N NB

TIA-5050 (2018-01) \ Measurements \ Narrowband

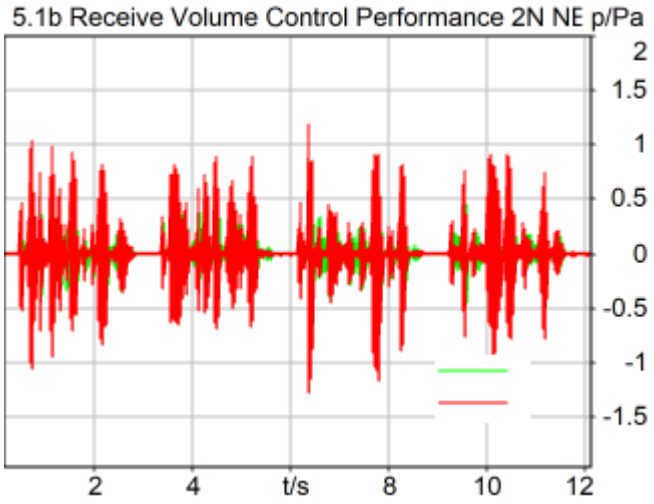

Speech Level RCV: 76.04 dB[SPL], Act.: 79.60% Ok

Ok

25/02/15 3:56 ACQUA 5.1.200

Measurement Protocol

Measurement Object	FR1 n41_100M_QPSK_1RB_1Offset_AMR NB 4.75kbps_Ch518598_2N

Project	4O2403
Report Generation Date	25/02/20 7:14
Responsible Person	AC01-KS

Status Overview

SMD	Status	Single Value Description	Single Value	Object
Overall Receive Delay NB	Done	Delay (Cross) [ms]	254.1	FR1 n41_100M_QPSK_1RB_1Offset_AMR NB 4.75kbps_Ch518598_2N
5.1b Receive Volume Control Performance 2N NB	Ok	Speech Level [dB[SPL]]	76.09	FR1 n41_100M_QPSK_1RB_1Offset_AMR NB 4.75kbps_Ch518598_2N

Overall Receive Delay NB 5

5.1b Receive Volume Control Performance 2N NB 6

ACQUA Report
NB 4.75kbps_Ch518598_2N

Title: FR1 n41_100M_QPSK_1RB_1Offset_AMR

Overall Receive Delay NB

TIA-5050 (2018-01) \ Measurements \ Narrowband \ Preparation - Delay measurement

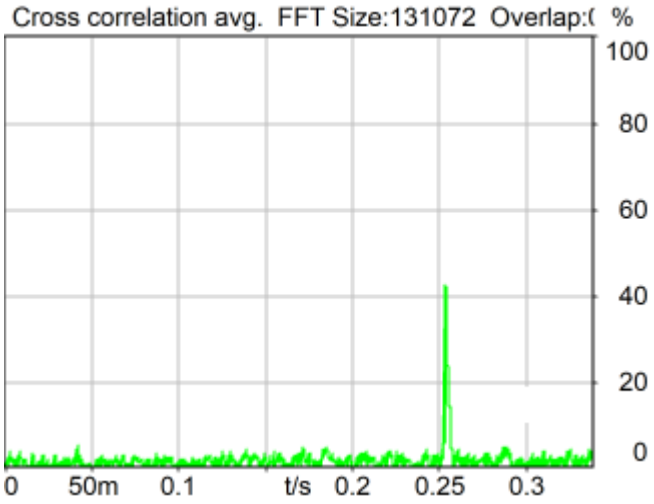

Delay (Cross): 254.1 ms

25/02/20 7:12 ACQUA 5.1.200

ACQUA Report
NB 4.75kbps_Ch518598_2N

Title: FR1 n41_100M_QPSK_1RB_1Offset_AMR

5.1b Receive Volume Control Performance 2N NB

TIA-5050 (2018-01) \ Measurements \ Narrowband

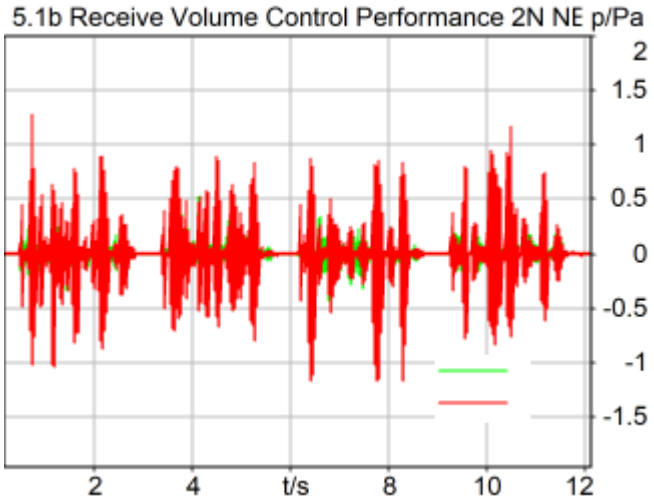

Speech Level RCV: 76.09 dB[SPL], Act.: 80.09% Ok

Ok

25/02/20 7:14 ACQUA 5.1.200

Measurement Protocol

Measurement Object	WLAN5GHz_802.11a 6Mbps_AMR NB 4.75kbps_Ch40_2N

Project	4O2403
Report Generation Date	25/02/16 1:39
Responsible Person	AC01-KS

ACQUA Report Title: WLAN5GHz_802.11a 6Mbps_AMR NB 4.75kbps_Ch40_2N

Status Overview

SMD	Status	Single Value Description	Single Value	Object
Overall Receive Delay NB	Done	Delay (Cross) [ms]	115.7	WLAN5GHz_802.11a 6Mbps_AMR NB 4.75kbps_Ch40_2N
5.1b Receive Volume Control Performance 2N NB	Ok	Speech Level [dB[SPL]]	76.01	WLAN5GHz_802.11a 6Mbps_AMR NB 4.75kbps_Ch40_2N

Overall Receive Delay NB 5

5.1b Receive Volume Control Performance 2N NB 6

ACQUA Report Title: WLAN5GHz_802.11a 6Mbps_AMR NB 4.
75kbps_Ch40_2N

Overall Receive Delay NB

TIA-5050 (2018-01) \ Measurements \ Narrowband \ Preparation - Delay measurement

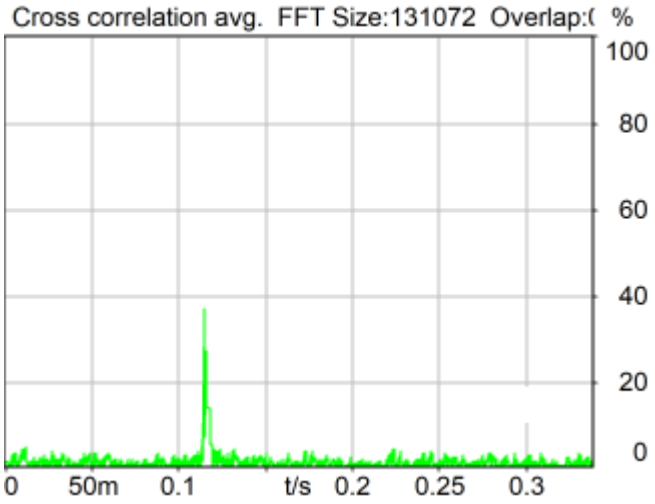

Delay (Cross): 115.7 ms

25/02/16 1:37 ACQUA 5.1.200

ACQUA Report
75kbps_Ch40_2N

Title: WLAN5GHz_802.11a 6Mbps_AMR NB 4.

5.1b Receive Volume Control Performance 2N NB

TIA-5050 (2018-01) \ Measurements \ Narrowband

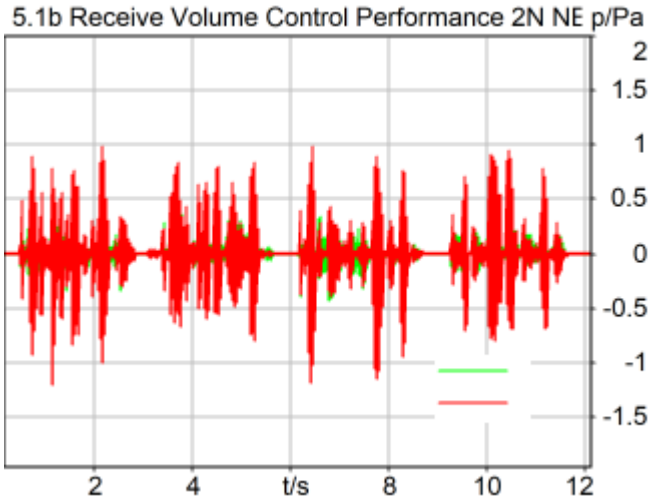

Speech Level RCV: 76.01 dB[SPL], Act.: 79.74% Ok

Ok

25/02/16 1:39 ACQUA 5.1.200