Mode	29	
	Band Edge - L	
	2400-2483.5_802.11ax HE40_CH06_Full RU_2437MHz	
ANT	STBC 10+11	
Pol.	Vertical	Fundamental
Peak	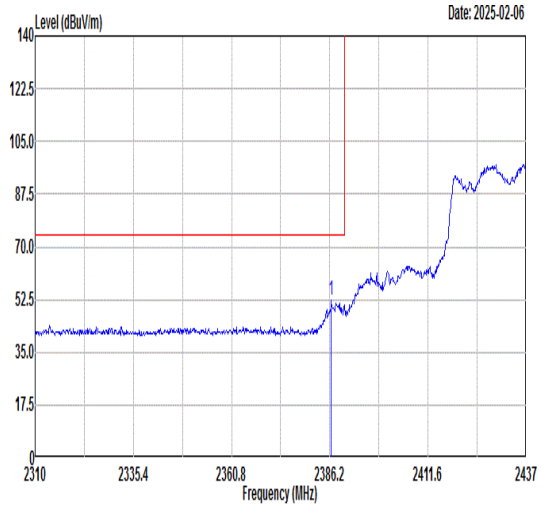 Freq Level Limit Line Margin (dB) Read Level Ant Factor Cable Loss Preamp Factor APos TPos Remark MHz dBuV/m dBuV/m dBuV dB/m dB dB cm deg 1 2386.58 52.20 74.00 -21.80 50.21 30.78 5.36 34.15 200 71 PEAK	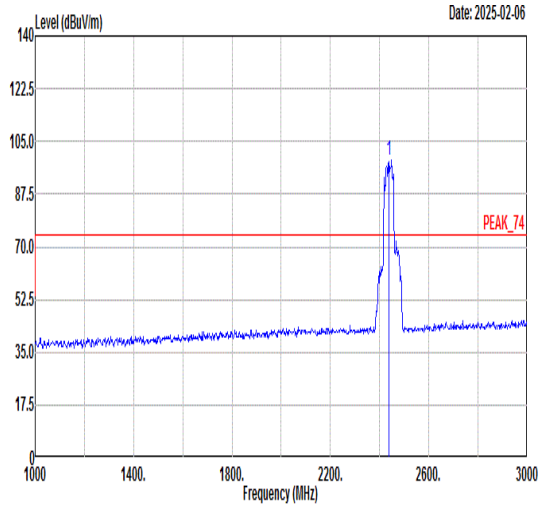 Freq Level Limit Line Margin (dB) Read Level Ant Factor Cable Loss Preamp Factor APos TPos Remark MHz dBuV/m dBuV/m dBuV dB/m dB dB cm deg 1 2437.00 98.53 ------ ------ 96.44 30.79 5.42 34.12 200 71 PEAK
Avg	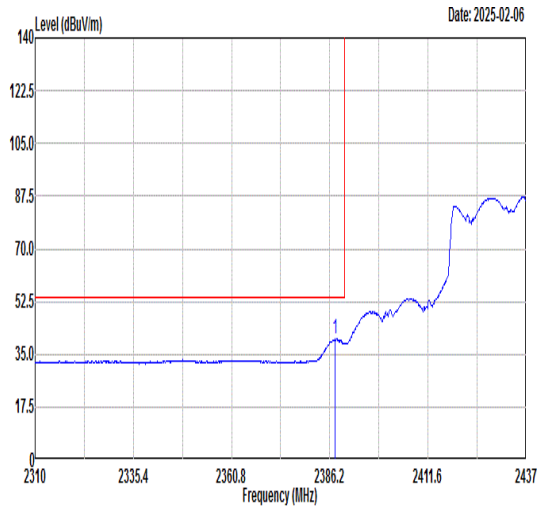 Freq Level Limit Line Margin (dB) Read Level Ant Factor Cable Loss Preamp Factor APos TPos Remark MHz dBuV/m dBuV/m dBuV dB/m dB dB cm deg 1 2387.60 40.02 54.00 -13.98 38.02 30.78 5.36 34.14 200 71 AVERAGE	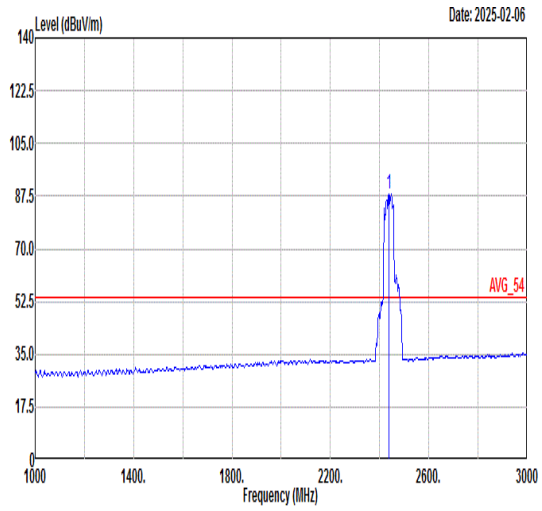 Freq Level Limit Line Margin (dB) Read Level Ant Factor Cable Loss Preamp Factor APos TPos Remark MHz dBuV/m dBuV/m dBuV dB/m dB dB cm deg 1 2437.00 88.17 ------ ------ 86.08 30.79 5.42 34.12 200 71 AVERAGE

Mode	29	
	Band Edge - R	
	2400-2483.5_802.11ax HE40_CH06_Full RU_2437MHz	
ANT	STBC 10+11	
Pol.	Vertical	Fundamental
Peak	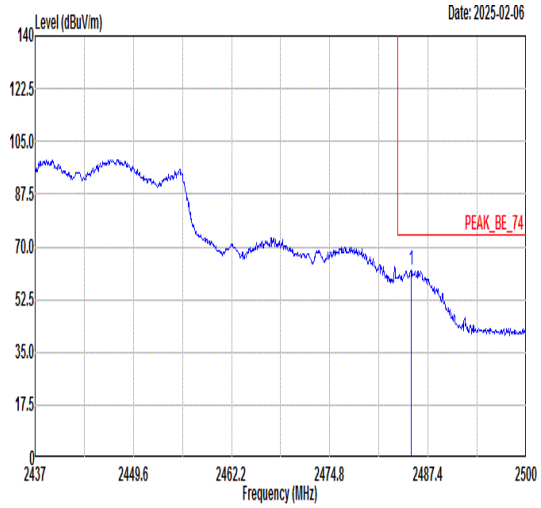 Freq Level Limit Line Margin (dB) Read Level Ant Factor Cable Loss Preamp Factor APos TPos Remark MHz dBuV/m dBuV/m dBuV dB/m dB dB cm deg 1 2485.26 62.37 74.00 -11.63 60.22 30.80 5.46 34.11 200 71 PEAK	Blank
Avg	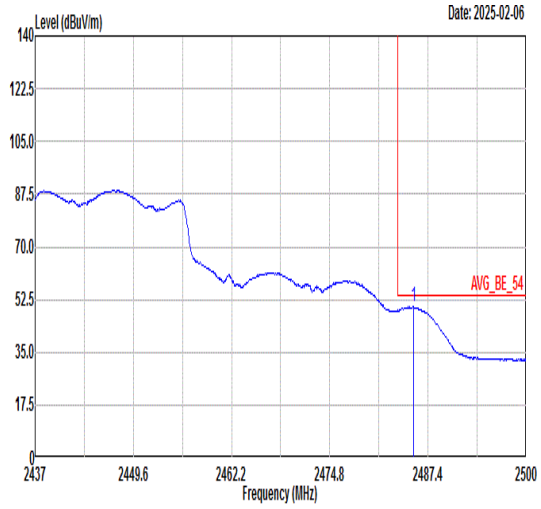 Freq Level Limit Line Margin (dB) Read Level Ant Factor Cable Loss Preamp Factor APos TPos Remark MHz dBuV/m dBuV/m dBuV dB/m dB dB cm deg 1 2485.51 50.31 54.00 -3.69 48.16 30.80 5.46 34.11 200 71 AVERAGE	Blank

Mode	29	
	Harmonic	
	2400-2483.5_802.11ax HE40_CH06_Full RU_2437MHz	
ANT	STBC 10+11	
Pol.	Horizontal	Vertical
Peak Avg	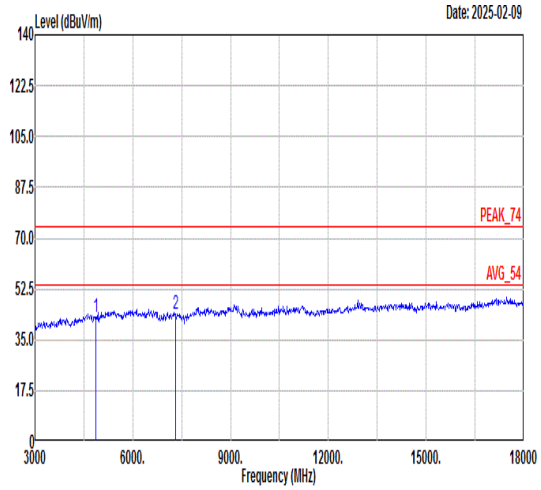 Freq Level Limit Line Margin Read Level Ant Factor Cable Loss Preamp Factor APos TPos Remark MHz dBuV/m dBuV/m dB dBuV dB/m dB dB cm deg 1 4874.00 42.67 74.00 -31.33 62.28 36.50 8.72 64.83 --- --- Peak 2 7311.00 43.70 74.00 -30.30 61.64 36.89 10.18 65.01 --- --- Peak	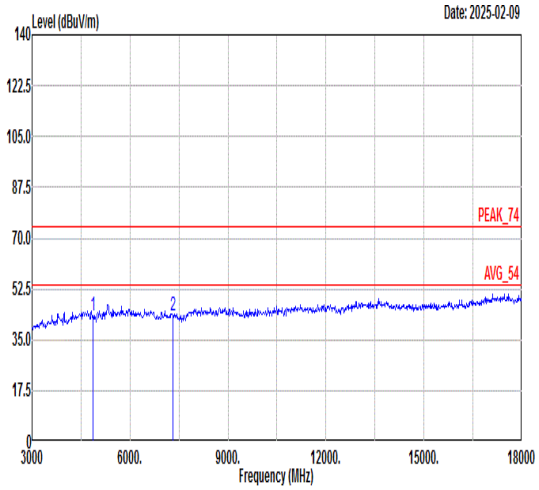 Freq Level Limit Line Margin Read Level Ant Factor Cable Loss Preamp Factor APos TPos Remark MHz dBuV/m dBuV/m dB dBuV dB/m dB dB cm deg 1 4874.00 43.29 74.00 -30.71 62.90 36.50 8.72 64.83 --- --- Peak 2 7311.00 43.40 74.00 -30.60 61.34 36.89 10.18 65.01 --- --- Peak

Mode	30	
	Band Edge - L	
	2400-2483.5_802.11ax HE40_CH09_Full RU_2452MHz	
ANT	STBC 10+11	
Pol.	Horizontal	Fundamental
Peak	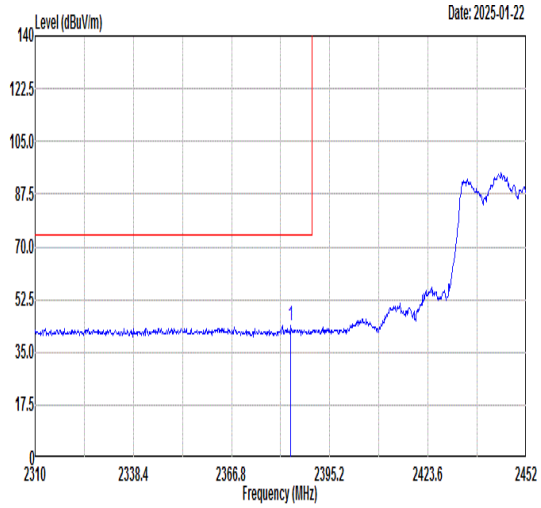 Freq Level Limit Line Margin (dB) Read Level Ant Factor Cable Loss Preamp Factor APos TPos Remark MHz dBuV/m dBuV/m dBuV dB/m dB dB cm deg 1 2383.98 44.10 74.00 -29.90 42.12 30.78 5.35 34.15 100 53 PEAK	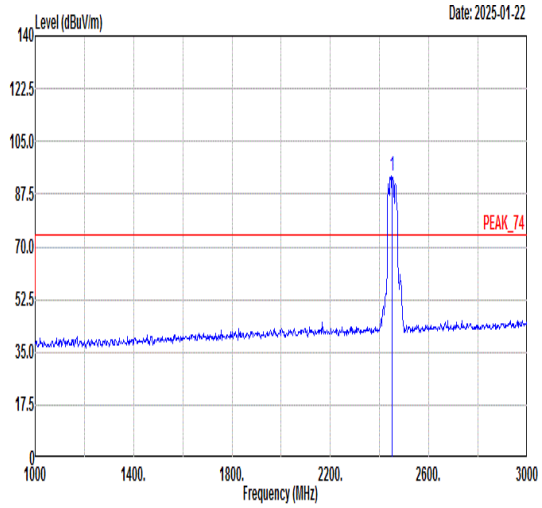 Freq Level Limit Line Margin (dB) Read Level Ant Factor Cable Loss Preamp Factor APos TPos Remark MHz dBuV/m dBuV/m dBuV dB/m dB dB cm deg 1 2452.00 93.75 ------ ------ 91.66 30.79 5.42 34.12 100 53 PEAK
Avg	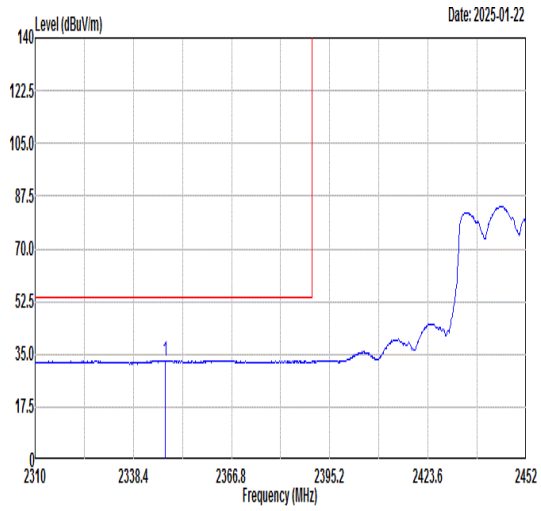 Freq Level Limit Line Margin (dB) Read Level Ant Factor Cable Loss Preamp Factor APos TPos Remark MHz dBuV/m dBuV/m dBuV dB/m dB dB cm deg 1 2347.63 32.87 54.00 -21.13 30.94 30.77 5.32 34.16 100 53 AVERAGE	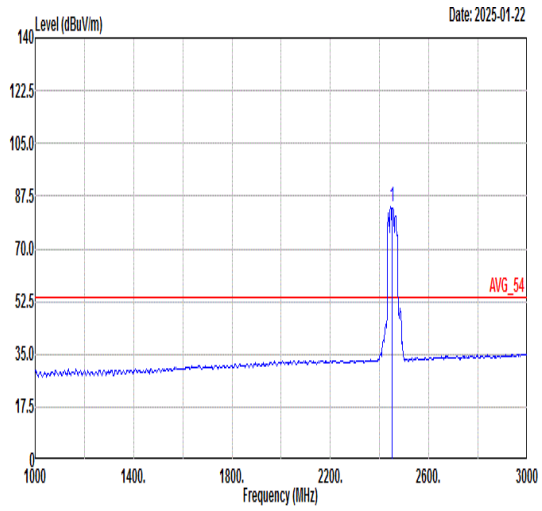 Freq Level Limit Line Margin (dB) Read Level Ant Factor Cable Loss Preamp Factor APos TPos Remark MHz dBuV/m dBuV/m dBuV dB/m dB dB cm deg 1 2452.00 83.77 ------ ------ 81.68 30.79 5.42 34.12 100 53 AVERAGE

Mode	30	
	Band Edge - R	
	2400-2483.5_802.11ax HE40_CH09_Full RU_2452MHz	
ANT	STBC 10+11	
Pol.	Horizontal	Fundamental
Peak	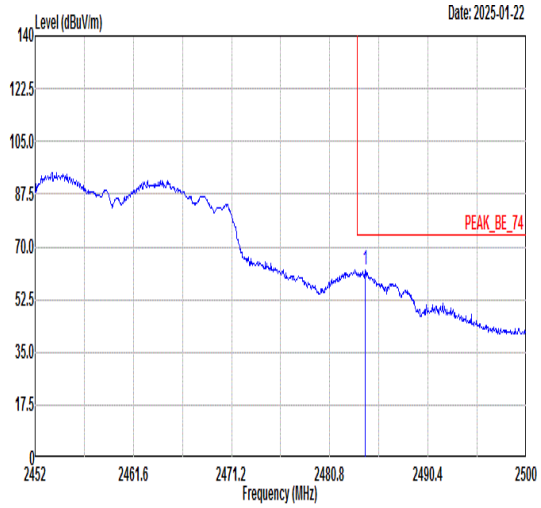 Freq Level Limit Line Margin (dB) Read Level Ant Factor Cable Loss Preamp Factor APos TPos Remark MHz dBuV/m dBuV/m dBuV dB/m dB dB cm deg 1 2484.26 62.19 74.00 -11.81 60.04 30.80 5.46 34.11 100 53 PEAK	Blank
Avg	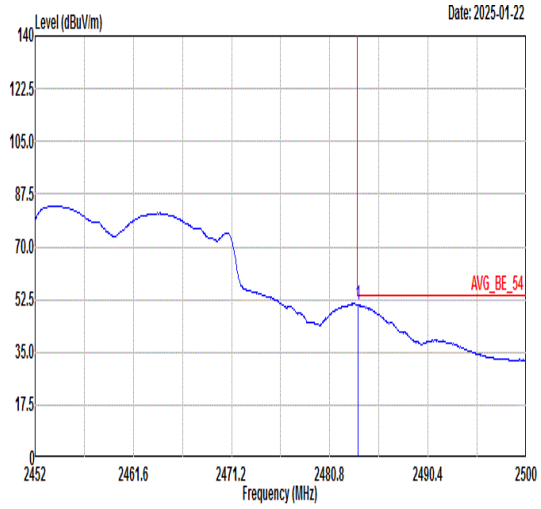 Freq Level Limit Line Margin (dB) Read Level Ant Factor Cable Loss Preamp Factor APos TPos Remark MHz dBuV/m dBuV/m dBuV dB/m dB dB cm deg 1 2483.54 50.70 54.00 -3.30 48.55 30.80 5.46 34.11 100 53 AVERAGE	Blank

Mode	30	
	Band Edge - L	
	2400-2483.5_802.11ax HE40_CH09_Full RU_2452MHz	
ANT	STBC 10+11	
Pol.	Vertical	Fundamental
Peak	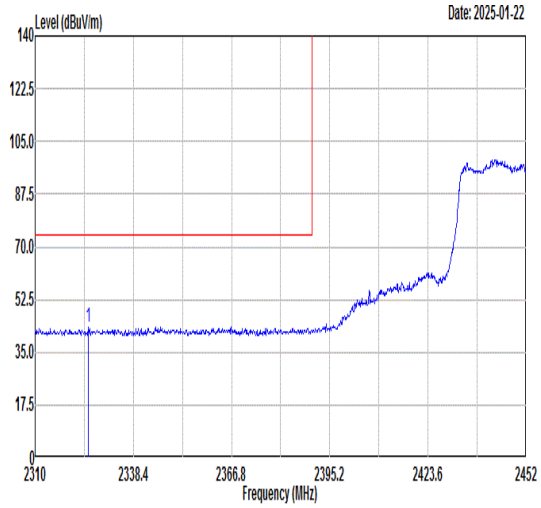 Freq Level Limit Line Margin (dB) Read Level Ant Factor Cable Loss Preamp Factor APos TPos Remark MHz dBuV/m dBuV/m dBuV dB/m dB dB cm deg 1 2325.48 43.47 74.00 -30.53 41.56 30.77 5.31 34.17 133 274 PEAK	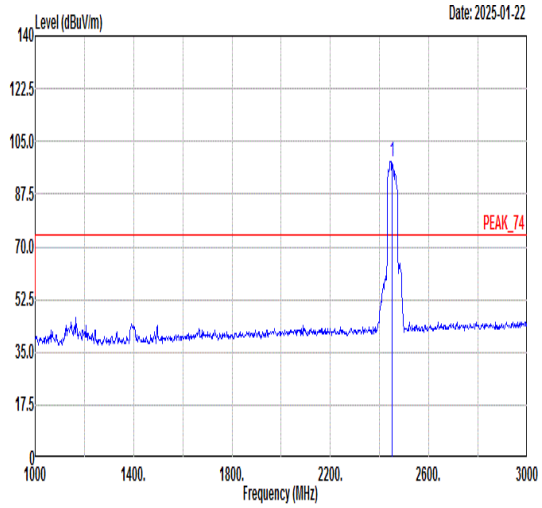 Freq Level Limit Line Margin (dB) Read Level Ant Factor Cable Loss Preamp Factor APos TPos Remark MHz dBuV/m dBuV/m dBuV dB/m dB dB cm deg 1 2452.00 98.37 ------ ------ 96.29 30.79 5.41 34.12 133 274 PEAK
Avg	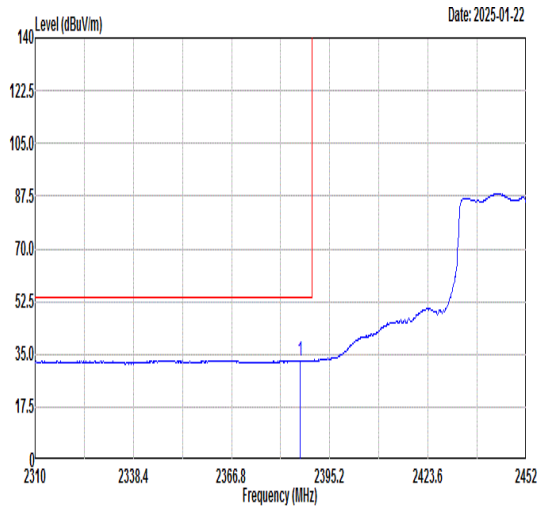 Freq Level Limit Line Margin (dB) Read Level Ant Factor Cable Loss Preamp Factor APos TPos Remark MHz dBuV/m dBuV/m dBuV dB/m dB dB cm deg 1 2386.68 33.01 54.00 -20.99 31.02 30.78 5.36 34.15 133 274 AVERAGE	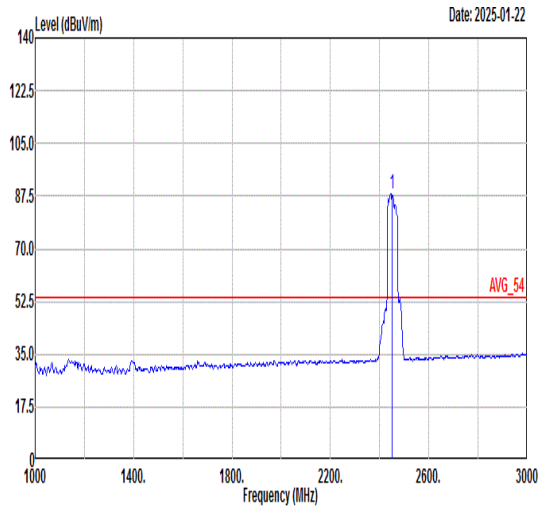 Freq Level Limit Line Margin (dB) Read Level Ant Factor Cable Loss Preamp Factor APos TPos Remark MHz dBuV/m dBuV/m dBuV dB/m dB dB cm deg 1 2452.00 88.27 ------ ------ 86.18 30.79 5.42 34.12 133 274 AVERAGE

Mode	30	
	Band Edge - R	
	2400-2483.5_802.11ax HE40_CH09_Full RU_2452MHz	
ANT	STBC 10+11	
Pol.	Vertical	Fundamental
Peak	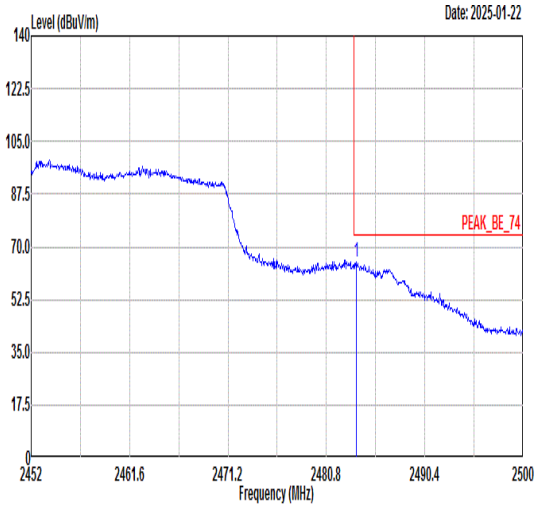 Freq Level Limit Line Margin (dB) Read Level Ant Factor Cable Loss Preamp Factor APos TPos Remark MHz dBuV/m dBuV/m dBuV dB/m dB dB cm deg 1 2483.73 64.98 74.00 -9.02 62.83 30.80 5.46 34.11 133 274 PEAK	Blank
Avg	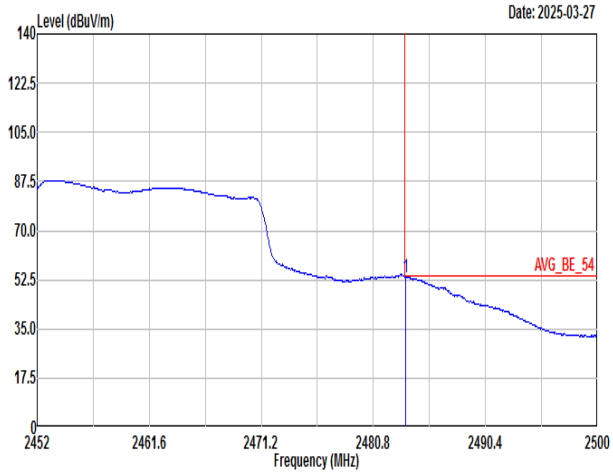 Freq Level Limit Line Margin (dB) Read Level Ant Factor Cable Loss Preamp Factor APos TPos Remark MHz dBuV/m dBuV/m dBuV dB/m dB dB cm deg 1 2483.54 53.59 54.00 -0.41 51.44 30.80 5.46 34.11 133 274 AVERAGE	Blank

Mode	30	
	Harmonic	
	2400-2483.5_802.11ax HE40_CH09_Full RU_2452MHz	
ANT	STBC 10+11	
Pol.	Horizontal	Vertical
Peak Avg	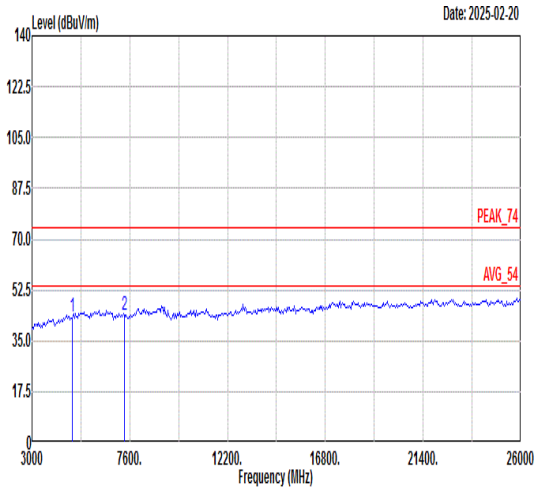 Freq Level Limit Line Margin Read Level Ant Factor Cable Loss Preamp Factor APos TPos Remark MHz dBuV/m dBuV/m dB dBuV dB/m dB dB cm deg 1 4904.00 43.17 74.00 -30.83 62.81 36.55 8.63 64.82 --- --- Peak 2 7356.00 44.05 74.00 -29.95 62.02 36.84 10.18 64.99 --- --- Peak	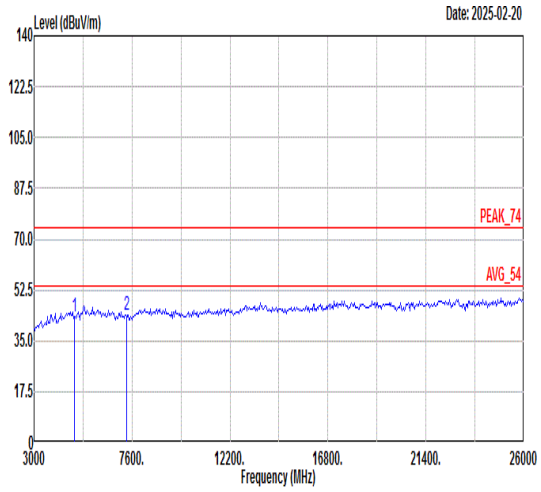 Freq Level Limit Line Margin Read Level Ant Factor Cable Loss Preamp Factor APos TPos Remark MHz dBuV/m dBuV/m dB dBuV dB/m dB dB cm deg 1 4904.00 43.09 74.00 -30.91 62.73 36.55 8.63 64.82 --- --- Peak 2 7356.00 44.06 74.00 -29.94 62.03 36.84 10.18 64.99 --- --- Peak

Mode	31	
	Band Edge	
	2400-2483.5_802.11ax HE20_CH01_Single RU RU26/0_2412MHz	
ANT	STBC 10+11	
Pol.	Horizontal	Fundamental
Peak	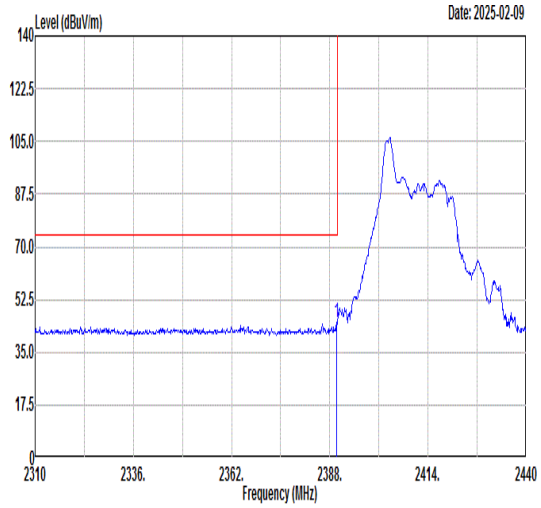 Freq Level Limit Line Margin (dB) Read Level Ant Factor Cable Loss Preamp Factor APos TPos Remark MHz dBuV/m dBuV/m dBuV dB/m dB dB cm deg 1 2389.82 44.67 74.00 -29.33 42.67 30.78 5.36 34.14 300 360 PEAK	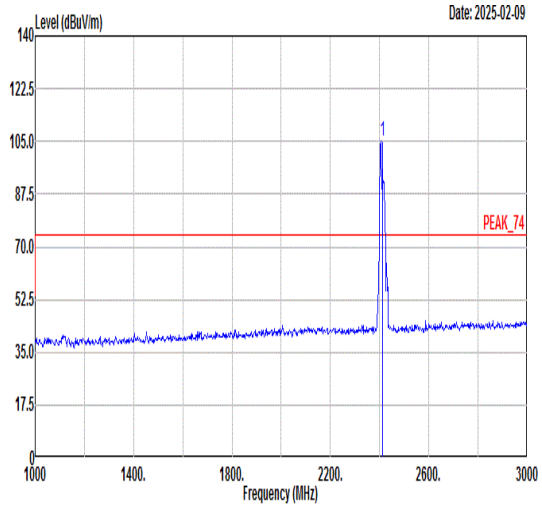 Freq Level Limit Line Margin (dB) Read Level Ant Factor Cable Loss Preamp Factor APos TPos Remark MHz dBuV/m dBuV/m dBuV dB/m dB dB cm deg 1 2412.00 104.88 ------ ------ 102.87 30.78 5.37 34.14 300 360 PEAK
Avg	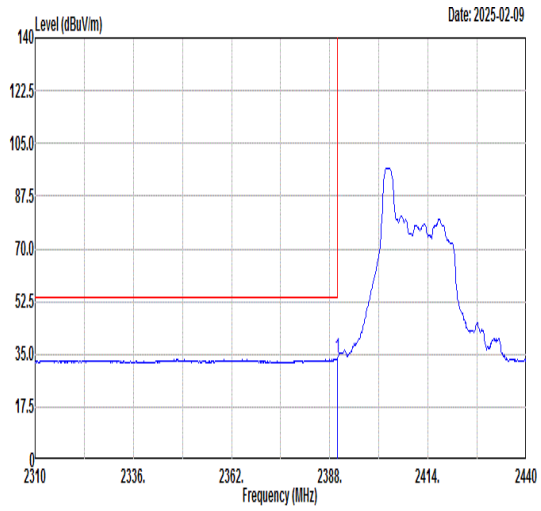 Freq Level Limit Line Margin (dB) Read Level Ant Factor Cable Loss Preamp Factor APos TPos Remark MHz dBuV/m dBuV/m dBuV dB/m dB dB cm deg 1 2389.95 33.55 54.00 -20.45 31.55 30.78 5.36 34.14 300 360 AVERAGE	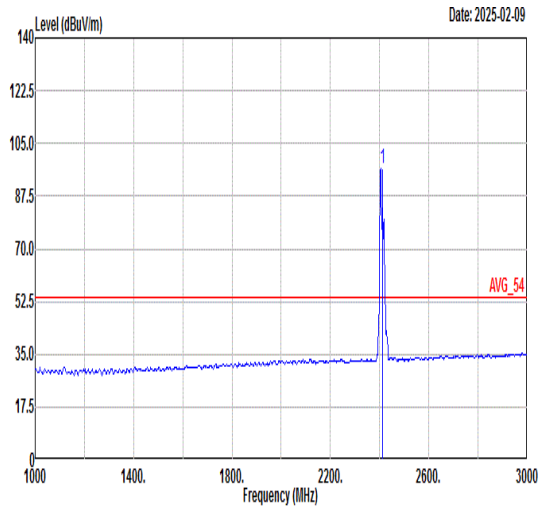 Freq Level Limit Line Margin (dB) Read Level Ant Factor Cable Loss Preamp Factor APos TPos Remark MHz dBuV/m dBuV/m dBuV dB/m dB dB cm deg 1 2412.00 96.86 ------ ------ 94.85 30.78 5.37 34.14 300 360 AVERAGE

Mode	31	
	Band Edge	
	2400-2483.5_802.11ax HE20_CH01_Single RU RU26/0_2412MHz	
ANT	STBC 10+11	
Pol.	Vertical	Fundamental
Peak	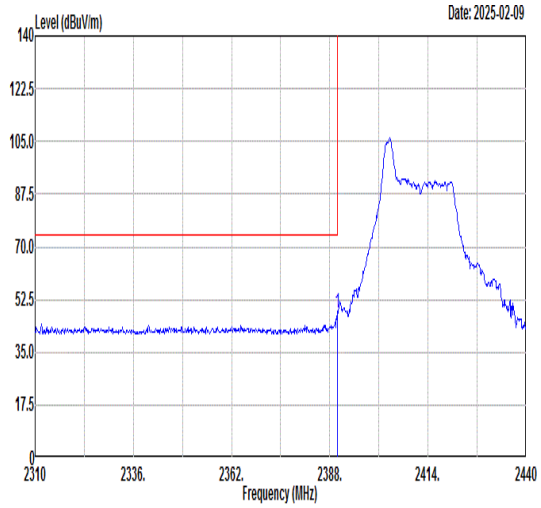 Freq Level Limit Line Margin (dB) Read Level Ant Factor Cable Loss Preamp Factor APos TPos Remark MHz dBuV/m dBuV/m dBuV dB/m dB dB cm deg 1 2389.95 48.16 74.00 -25.84 46.16 30.78 5.36 34.14 100 238 PEAK	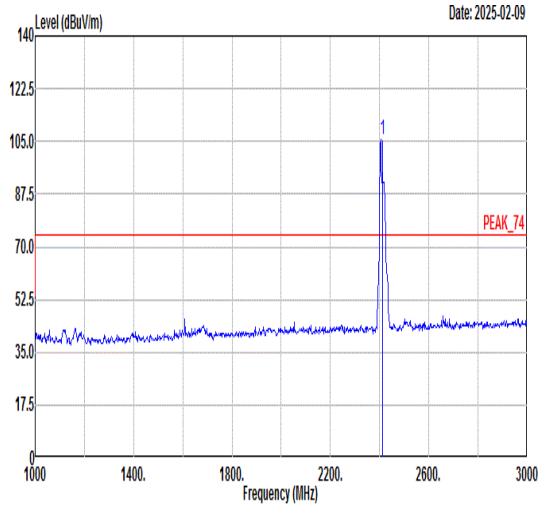 Freq Level Limit Line Margin (dB) Read Level Ant Factor Cable Loss Preamp Factor APos TPos Remark MHz dBuV/m dBuV/m dBuV dB/m dB dB cm deg 1 2412.00 105.52 ------ ------ 103.51 30.78 5.37 34.14 100 238 PEAK
Avg	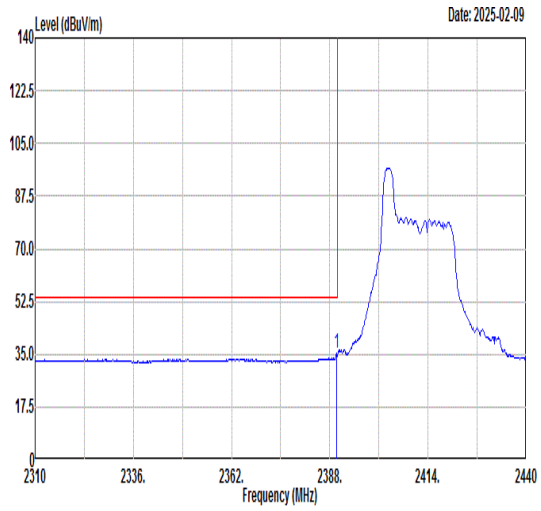 Freq Level Limit Line Margin (dB) Read Level Ant Factor Cable Loss Preamp Factor APos TPos Remark MHz dBuV/m dBuV/m dBuV dB/m dB dB cm deg 1 2389.82 35.19 54.00 -18.81 33.19 30.78 5.36 34.14 100 238 AVERAGE	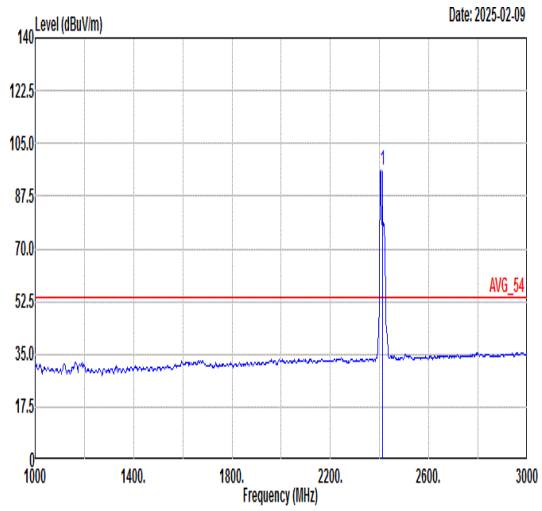 Freq Level Limit Line Margin (dB) Read Level Ant Factor Cable Loss Preamp Factor APos TPos Remark MHz dBuV/m dBuV/m dBuV dB/m dB dB cm deg 1 2412.00 96.12 ------ ------ 94.11 30.78 5.37 34.14 100 238 AVERAGE

Mode	32	
	Band Edge	
	2400-2483.5_802.11ax HE20_CH11_Single RU RU106/54_2462MHz	
ANT	STBC 10+11	
Pol.	Horizontal	Fundamental
Peak	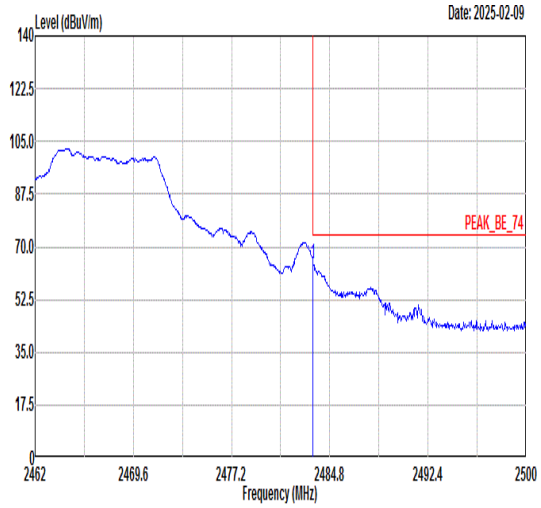 Freq Level Limit Line Margin (dB) Read Level Ant Factor Cable Loss Preamp Factor APos TPos Remark MHz dBuV/m dBuV/m dBuV dB/m dB dB cm deg 1 2483.51 64.44 74.00 -9.56 62.29 30.80 5.46 34.11 309 234 PEAK	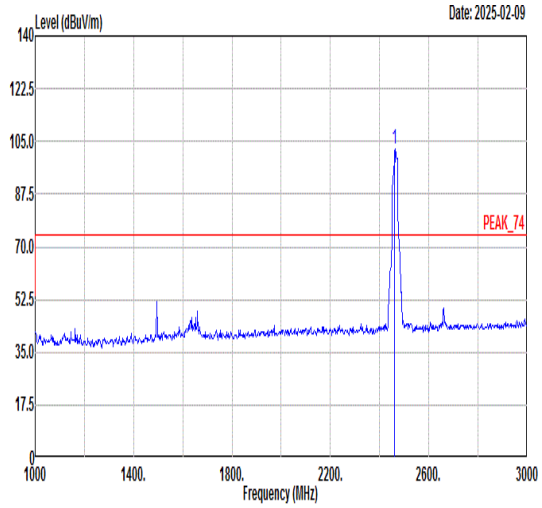 Freq Level Limit Line Margin (dB) Read Level Ant Factor Cable Loss Preamp Factor APos TPos Remark MHz dBuV/m dBuV/m dBuV dB/m dB dB cm deg 1 2462.00 102.28 ------ ------ 100.16 30.79 5.44 34.11 309 234 PEAK
Avg	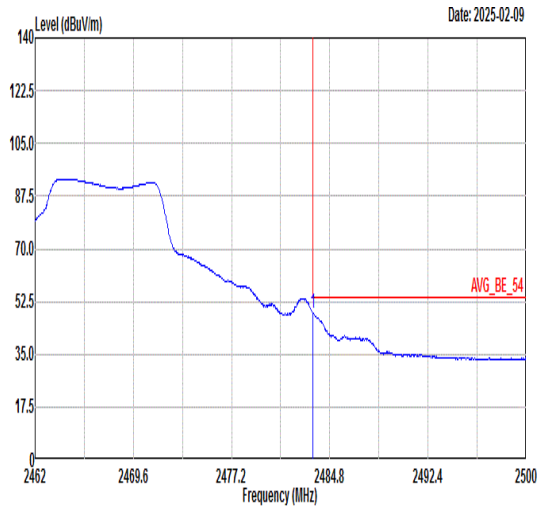 Freq Level Limit Line Margin (dB) Read Level Ant Factor Cable Loss Preamp Factor APos TPos Remark MHz dBuV/m dBuV/m dBuV dB/m dB dB cm deg 1 2483.51 48.63 54.00 -5.37 46.48 30.80 5.46 34.11 309 234 AVERAGE	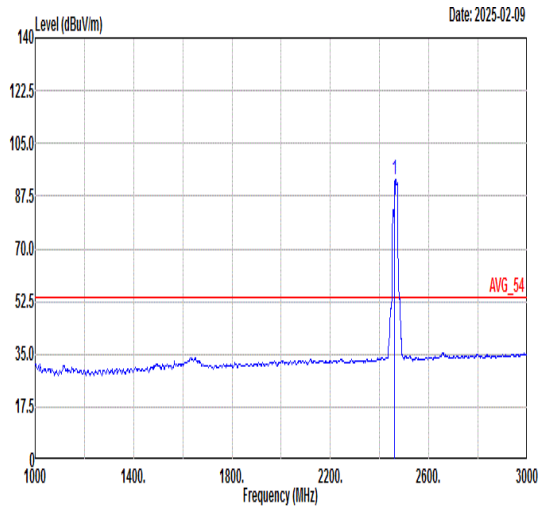 Freq Level Limit Line Margin (dB) Read Level Ant Factor Cable Loss Preamp Factor APos TPos Remark MHz dBuV/m dBuV/m dBuV dB/m dB dB cm deg 1 2462.00 92.87 ------ ------ 90.75 30.79 5.44 34.11 309 234 AVERAGE

Mode	32	
	Band Edge	
	2400-2483.5_802.11ax HE20_CH11_Single RU RU106/54_2462MHz	
ANT	STBC 10+11	
Pol.	Vertical	Fundamental
Peak	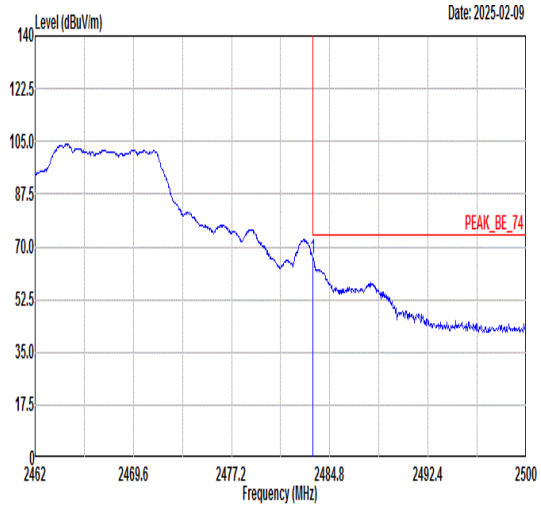 Freq Level Limit Line Margin (dB) Read Level Ant Factor Cable Loss Preamp Factor APos TPos Remark MHz dBuV/m dBuV/m dBuV dB/m dB dB cm deg 1 2483.51 66.23 74.00 -7.77 64.08 30.80 5.46 34.11 185 278 PEAK	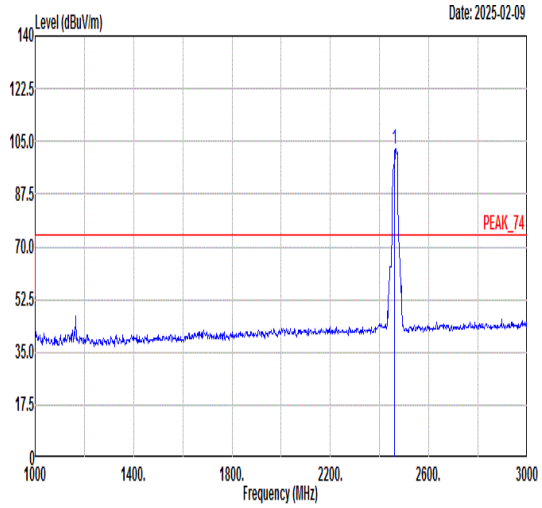 Freq Level Limit Line Margin (dB) Read Level Ant Factor Cable Loss Preamp Factor APos TPos Remark MHz dBuV/m dBuV/m dBuV dB/m dB dB cm deg 1 2462.00 102.45 ------ ------ 100.33 30.79 5.44 34.11 185 278 PEAK
Avg	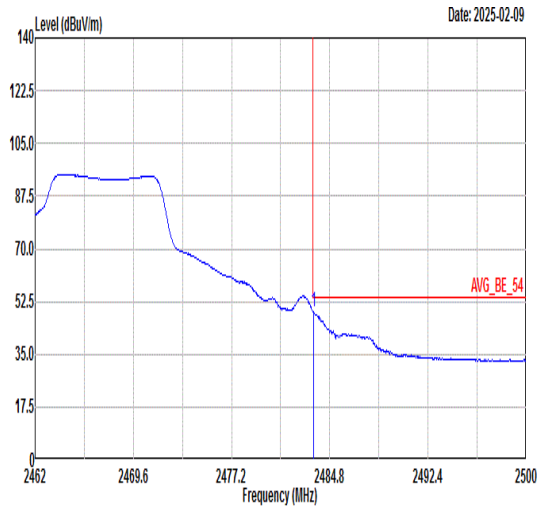 Freq Level Limit Line Margin (dB) Read Level Ant Factor Cable Loss Preamp Factor APos TPos Remark MHz dBuV/m dBuV/m dBuV dB/m dB dB cm deg 1 2483.55 49.27 54.00 -4.73 47.12 30.80 5.46 34.11 185 278 AVERAGE	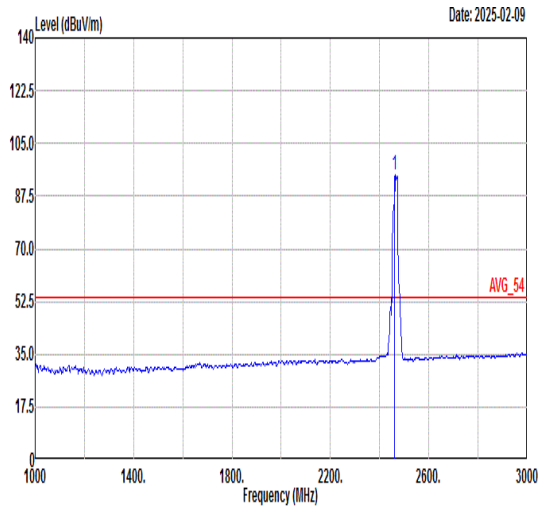 Freq Level Limit Line Margin (dB) Read Level Ant Factor Cable Loss Preamp Factor APos TPos Remark MHz dBuV/m dBuV/m dBuV dB/m dB dB cm deg 1 2462.00 94.38 ------ ------ 92.26 30.79 5.44 34.11 185 278 AVERAGE

Mode	33
	LF
	2400-2483.5_802.11ax HE40-LF_CH09_Full RU_2452MHz
ANT	STBC 10+11

Pol.	Horizontal	Vertical
QP/ Peak	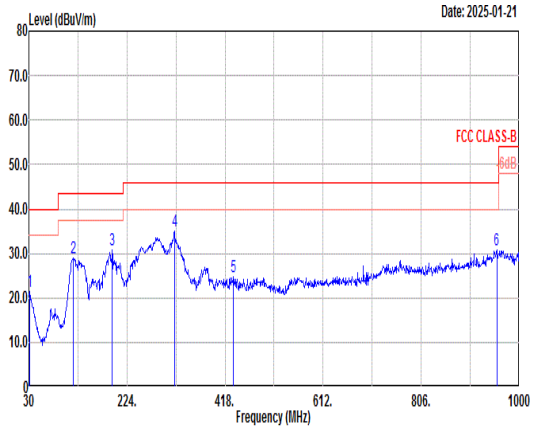	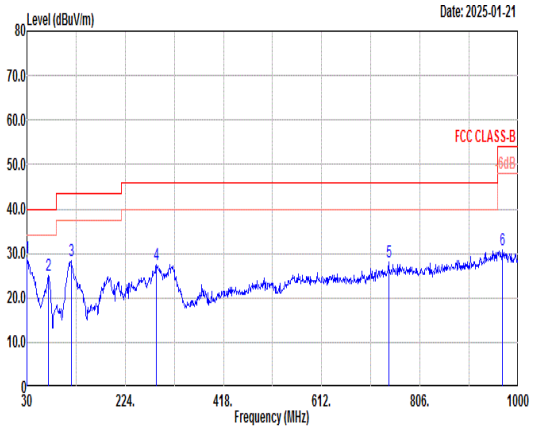

	Freq	Level	Limit Line	Margin	Read Level	Ant Factor	Cable Loss	Preamp Factor	APos	TPos	Remark
	MHz	dBuV/m	dBuV/m	dB	dBuV	dB/m	dB	dB	cm	deg	
1	31.94	21.43	40.00	-18.57	28.21	24.25	0.55	31.58	---	---	Peak
2	118.27	28.93	43.50	-14.57	41.82	17.66	1.11	31.66	---	---	Peak
3	194.90	30.68	43.50	-12.82	45.85	14.93	1.41	31.51	---	---	Peak
4	318.09	34.94	46.00	-11.06	44.91	19.72	1.87	31.56	---	---	Peak
5	434.49	24.61	46.00	-21.39	30.94	22.80	2.17	31.30	---	---	Peak
6	955.38	30.64	46.00	-15.36	26.59	31.64	3.24	30.83	---	---	Peak

	Freq	Level	Limit Line	Margin	Read Level	Ant Factor	Cable Loss	Preamp Factor	APos	TPos	Remark
	MHz	dBuV/m	dBuV/m	dB	dBuV	dB/m	dB	dB	cm	deg	
1	30.00	28.97	40.00	-11.03	34.65	25.29	0.53	31.50	---	---	Peak
2	71.71	25.07	40.00	-14.93	43.26	12.57	0.84	31.60	---	---	Peak
3	117.30	28.46	43.50	-15.04	41.41	17.61	1.11	31.67	---	---	Peak
4	285.11	27.47	46.00	-18.53	38.25	19.03	1.76	31.57	---	---	Peak
5	743.92	28.09	46.00	-17.91	27.59	28.67	2.84	31.01	---	---	Peak
6	968.96	30.79	54.00	-23.21	26.64	31.68	3.26	30.79	---	---	Peak

Mode	34	
	Band Edge	
	2400-2483.5_802.11g_CH10_2457MHz	
ANT	STBC 10+11	
Pol.	Horizontal	Fundamental
Peak	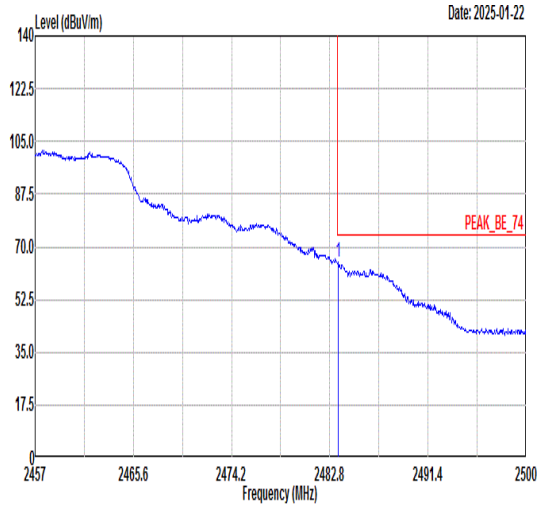 Freq Level Limit Line Margin Read Level Ant Factor Cable Loss Preamp Factor APos TPos Remark MHz dBuV/m dBuV/m dB dBuV dB/m dB dB cm deg 1 2483.53 65.23 74.00 -8.77 63.08 30.80 5.46 34.11 290 217 PEAK	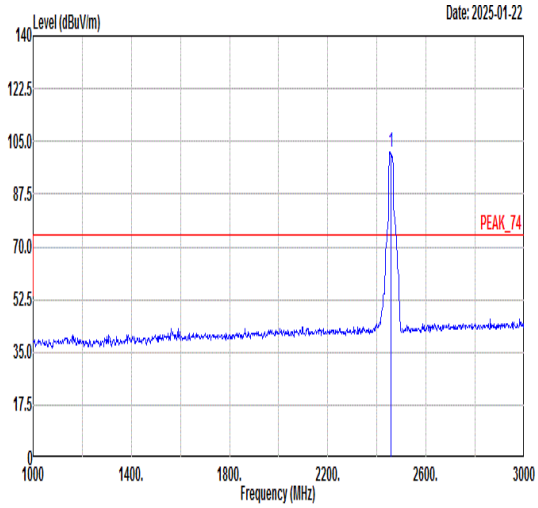 Freq Level Limit Line Margin Read Level Ant Factor Cable Loss Preamp Factor APos TPos Remark MHz dBuV/m dBuV/m dB dBuV dB/m dB dB cm deg 1 2457.00 101.66 ------ ------ 99.57 30.79 5.42 34.12 290 217 PEAK
Avg	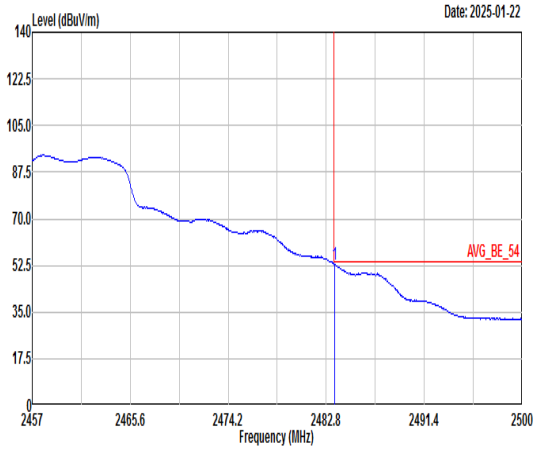 Freq Level Limit Line Margin (dB) Read Level Ant Factor Cable Loss Preamp Factor APos TPos Remark MHz dBuV/m dBuV/m dBuV dB/m dB dB cm deg 1 2483.53 53.04 54.00 -0.96 50.89 30.80 5.46 34.11 290 217 AVERAGE	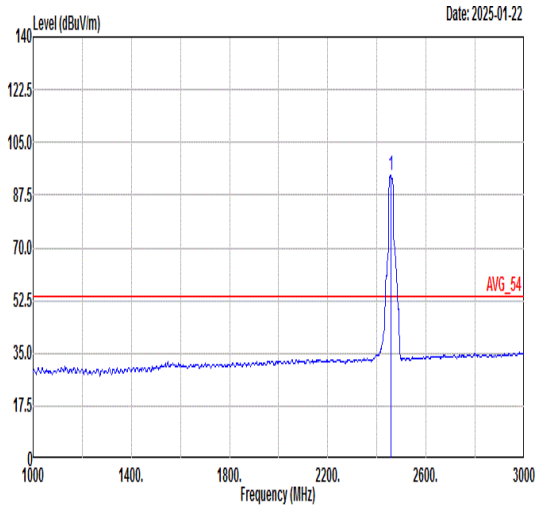 Freq Level Limit Line Margin Read Level Ant Factor Cable Loss Preamp Factor APos TPos Remark MHz dBuV/m dBuV/m dB dBuV dB/m dB dB cm deg 1 2457.00 93.99 ------ ------ 91.89 30.79 5.43 34.12 290 217 AVERAGE

Mode	34	
	Band Edge	
	2400-2483.5_802.11g_CH10_2457MHz	
ANT	STBC 10+11	
Pol.	Vertical	Fundamental
Peak	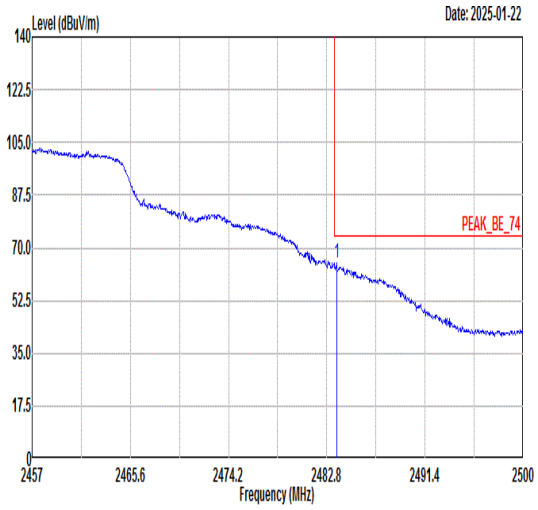 Freq Level Limit Line Margin Read Level Ant Factor Cable Loss Preamp Factor APos TPos Remark MHz dBuV/m dBuV/m dB dBuV dB/m dB dB cm deg 1 2483.66 64.73 74.00 -9.27 62.58 30.80 5.46 34.11 200 271 PEAK	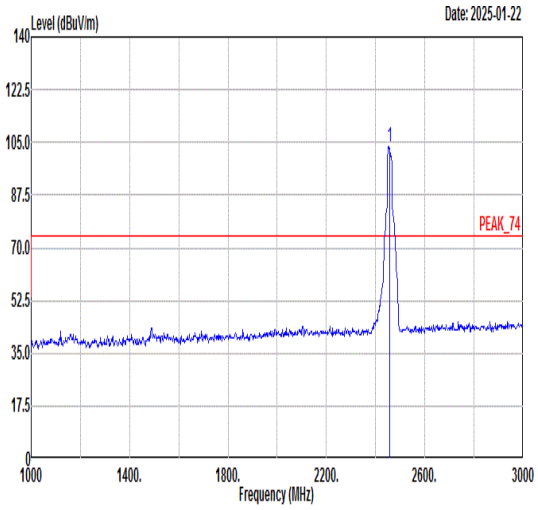 Freq Level Limit Line Margin Read Level Ant Factor Cable Loss Preamp Factor APos TPos Remark MHz dBuV/m dBuV/m dB dBuV dB/m dB dB cm deg 1 2457.00 103.81 ------ ------ 101.71 30.79 5.43 34.12 200 271 PEAK
Avg	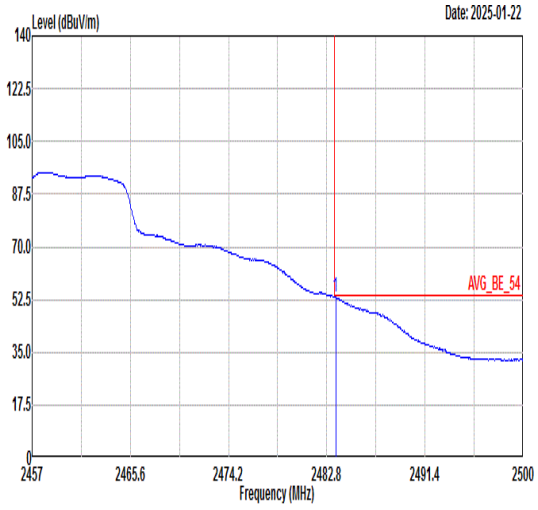 Freq Level Limit Line Margin Read Level Ant Factor Cable Loss Preamp Factor APos TPos Remark MHz dBuV/m dBuV/m dB dBuV dB/m dB dB cm deg 1 2483.57 53.21 54.00 -0.79 51.06 30.80 5.46 34.11 200 271 AVERAGE	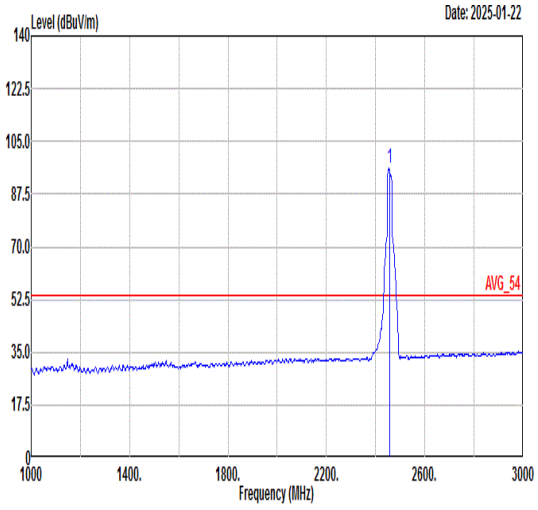 Freq Level Limit Line Margin Read Level Ant Factor Cable Loss Preamp Factor APos TPos Remark MHz dBuV/m dBuV/m dB dBuV dB/m dB dB cm deg 1 2457.00 95.92 ------ ------ 93.82 30.79 5.43 34.12 200 271 AVERAGE

Mode	35	
	Band Edge	
	2400-2483.5_802.11g_CH09_2452MHz	
ANT	STBC 10+11	
Pol.	Horizontal	Fundamental
Peak	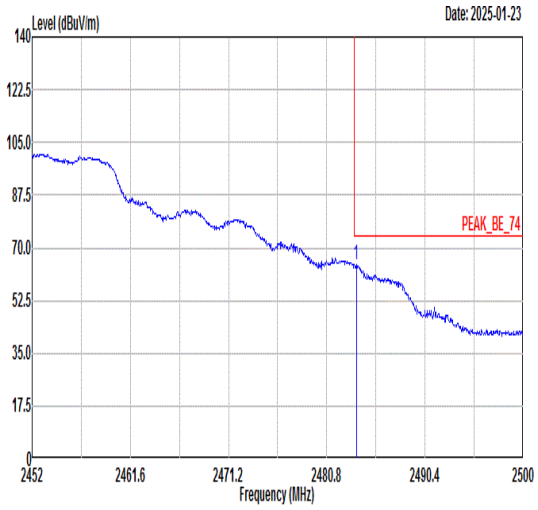 Freq Level Limit Line Margin Read Level Ant Factor Cable Loss Preamp Factor APos TPos Remark MHz dBuV/m dBuV/m dB dBuV dB/m dB dB cm deg 1 2483.68 64.21 74.00 -9.79 62.06 30.80 5.46 34.11 201 209 PEAK	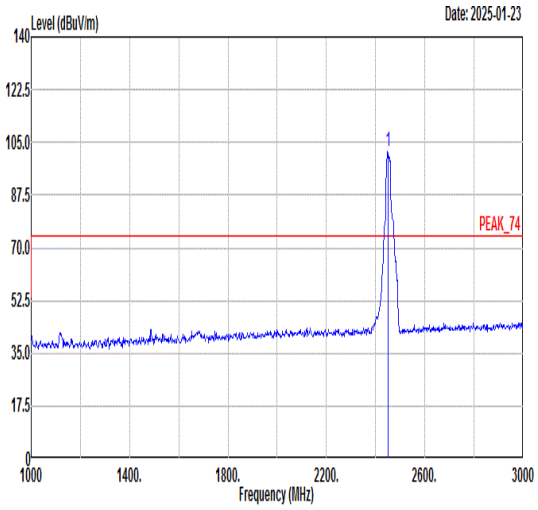 Freq Level Limit Line Margin Read Level Ant Factor Cable Loss Preamp Factor APos TPos Remark MHz dBuV/m dBuV/m dB dBuV dB/m dB dB cm deg 1 2452.00 101.78 ------ ------ 99.69 30.79 5.42 34.12 201 209 PEAK
Avg	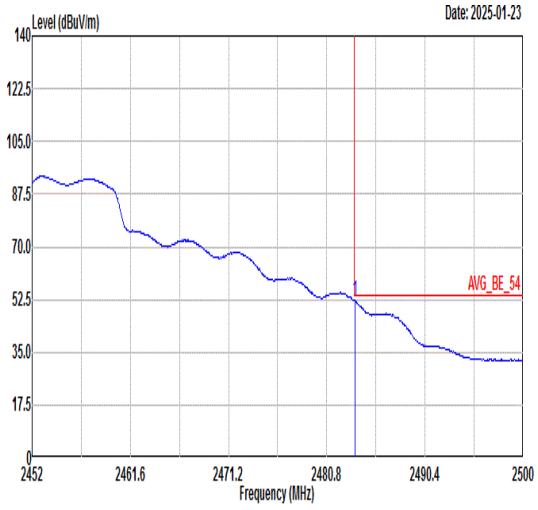 Freq Level Limit Line Margin Read Level Ant Factor Cable Loss Preamp Factor APos TPos Remark MHz dBuV/m dBuV/m dB dBuV dB/m dB dB cm deg 1 2483.54 52.06 54.00 -1.94 49.91 30.80 5.46 34.11 201 209 AVERAGE	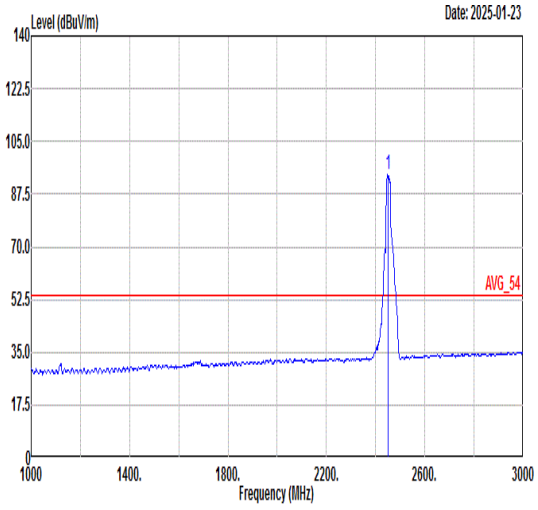 Freq Level Limit Line Margin Read Level Ant Factor Cable Loss Preamp Factor APos TPos Remark MHz dBuV/m dBuV/m dB dBuV dB/m dB dB cm deg 1 2452.00 94.29 ------ ------ 92.20 30.79 5.42 34.12 201 209 AVERAGE

Mode	35	
	Band Edge	
	2400-2483.5_802.11g_CH09_2452MHz	
ANT	STBC 10+11	
Pol.	Vertical	Fundamental
Peak	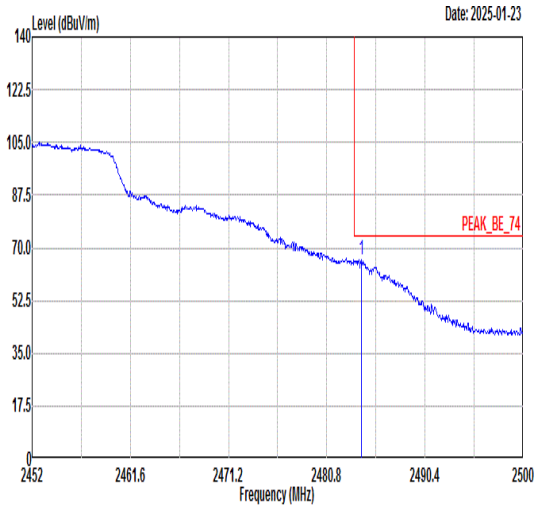 Freq Level Limit Line Margin Read Level Ant Factor Cable Loss Preamp Factor APos TPos Remark MHz dBuV/m dBuV/m dB dBuV dB/m dB dB cm deg 1 2484.21 65.83 74.00 -8.17 63.68 30.80 5.46 34.11 200 271 PEAK	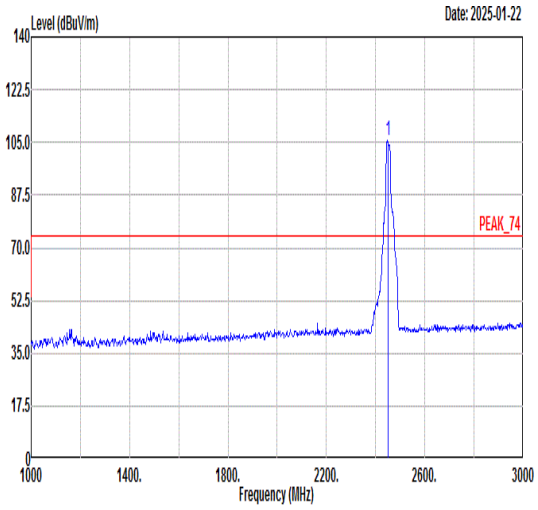 Freq Level Limit Line Margin Read Level Ant Factor Cable Loss Preamp Factor APos TPos Remark MHz dBuV/m dBuV/m dB dBuV dB/m dB dB cm deg 1 2452.00 105.46 ------ ------ 103.37 30.79 5.42 34.12 200 271 PEAK
Avg	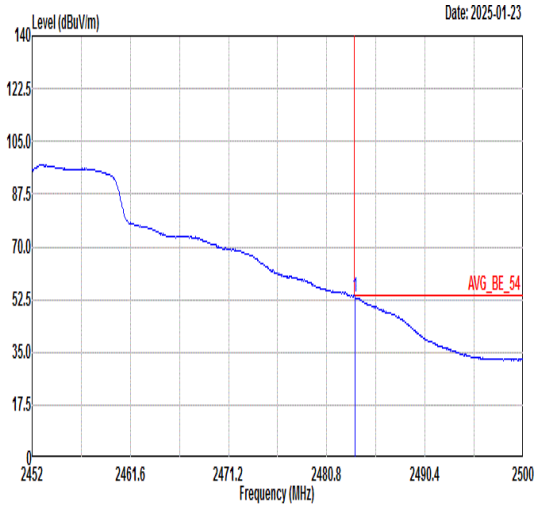 Freq Level Limit Line Margin Read Level Ant Factor Cable Loss Preamp Factor APos TPos Remark MHz dBuV/m dBuV/m dB dBuV dB/m dB dB cm deg 1 2483.54 53.39 54.00 -0.61 51.24 30.80 5.46 34.11 200 271 AVERAGE	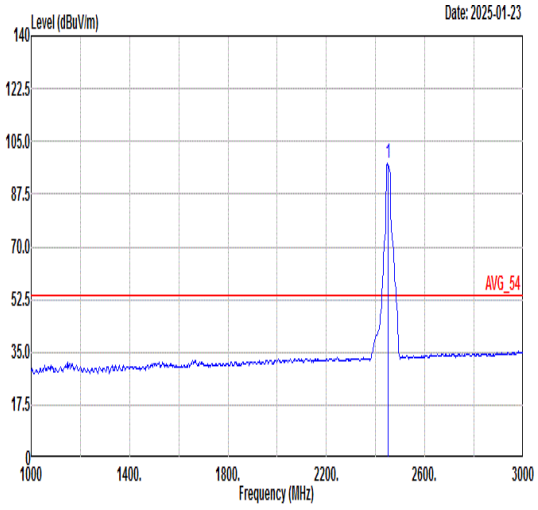 Freq Level Limit Line Margin Read Level Ant Factor Cable Loss Preamp Factor APos TPos Remark MHz dBuV/m dBuV/m dB dBuV dB/m dB dB cm deg 1 2452.00 97.99 ------ ------ 95.90 30.79 5.42 34.12 200 271 AVERAGE

Mode	36	
	Band Edge	
	2400-2483.5_802.11ax HE20_CH10_Full RU_2457MHz	
ANT	STBC 10+11	
Pol.	Horizontal	Fundamental
Peak	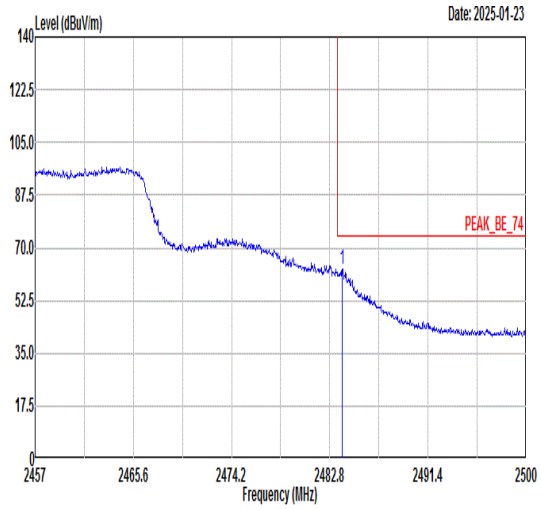 Freq Level Limit Line Margin Read Level Ant Factor Cable Loss Preamp Factor APos TPos Remark MHz dBuV/m dBuV/m dB dBuV dB/m dB dB cm deg 1 2483.92 62.92 74.00 -11.08 60.77 30.80 5.46 34.11 299 303 PEAK	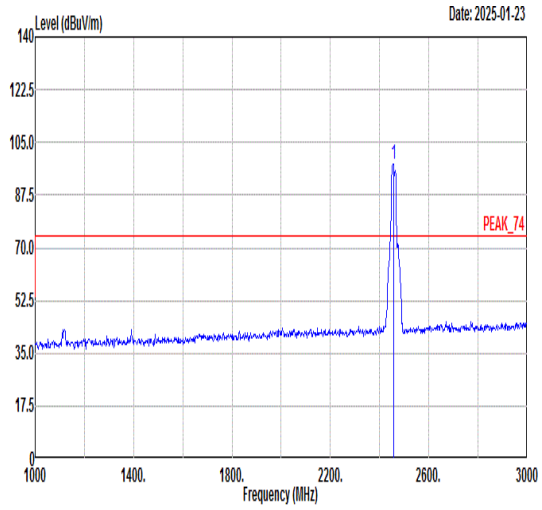 Freq Level Limit Line Margin Read Level Ant Factor Cable Loss Preamp Factor APos TPos Remark MHz dBuV/m dBuV/m dB dBuV dB/m dB dB cm deg 1 2457.00 97.64 ------ ------ 95.54 30.79 5.43 34.12 299 303 PEAK
Avg	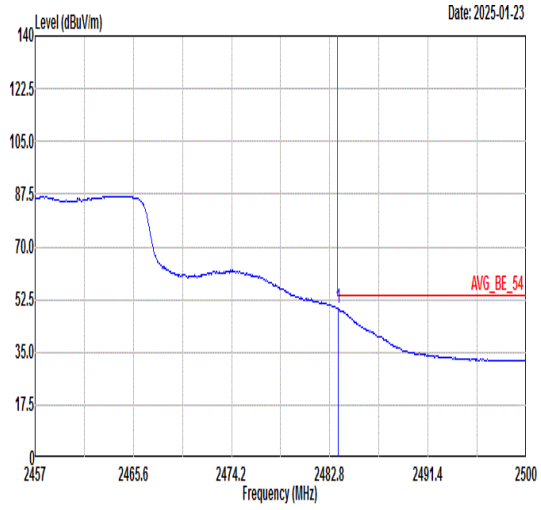 Freq Level Limit Line Margin Read Level Ant Factor Cable Loss Preamp Factor APos TPos Remark MHz dBuV/m dBuV/m dB dBuV dB/m dB dB cm deg 1 2483.53 49.41 54.00 -4.59 47.26 30.80 5.46 34.11 299 303 AVERAGE	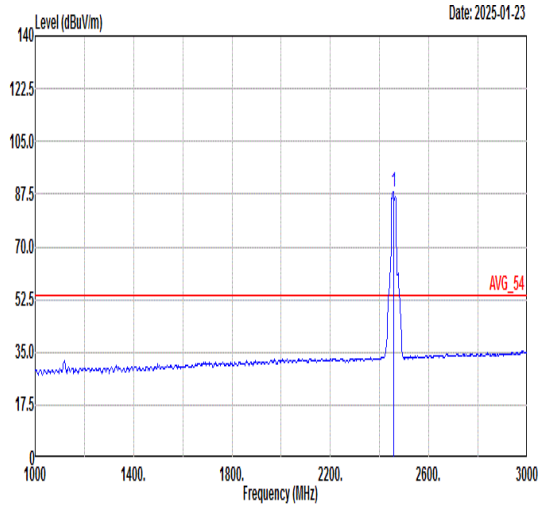 Freq Level Limit Line Margin Read Level Ant Factor Cable Loss Preamp Factor APos TPos Remark MHz dBuV/m dBuV/m dB dBuV dB/m dB dB cm deg 1 2457.00 88.21 ------ ------ 86.11 30.79 5.43 34.12 299 303 AVERAGE

Mode	36	
	Band Edge	
	2400-2483.5_802.11ax HE20_CH10_Full RU_2457MHz	
ANT	STBC 10+11	
Pol.	Vertical	Fundamental
Peak	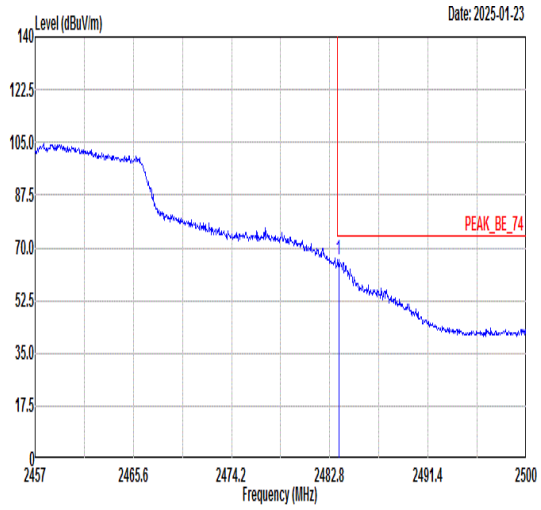 Freq Level Limit Line Margin Read Level Ant Factor Cable Loss Preamp Factor APos TPos Remark MHz dBuV/m dBuV/m dB dBuV dB/m dB dB cm deg 1 2483.57 65.78 74.00 -8.22 63.63 30.80 5.46 34.11 166 266 PEAK	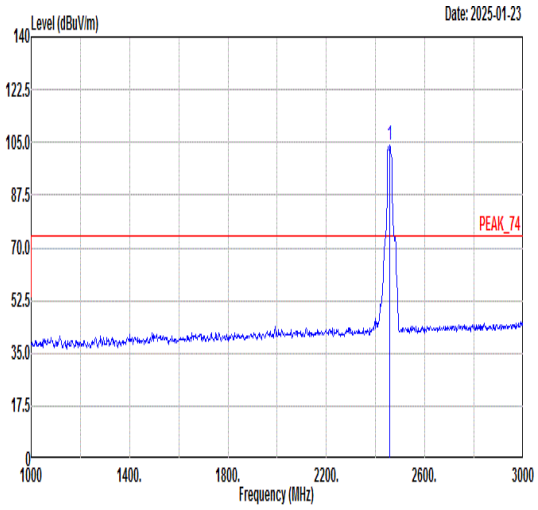 Freq Level Limit Line Margin Read Level Ant Factor Cable Loss Preamp Factor APos TPos Remark MHz dBuV/m dBuV/m dB dBuV dB/m dB dB cm deg 1 2457.00 103.97 ------ ------ 101.87 30.79 5.43 34.12 166 266 PEAK
Avg	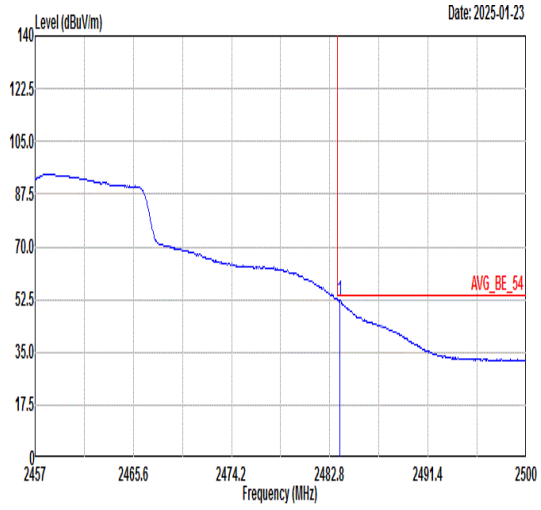 Freq Level Limit Line Margin Read Level Ant Factor Cable Loss Preamp Factor APos TPos Remark MHz dBuV/m dBuV/m dB dBuV dB/m dB dB cm deg 1 2483.70 52.54 54.00 -1.46 50.39 30.80 5.46 34.11 166 266 AVERAGE	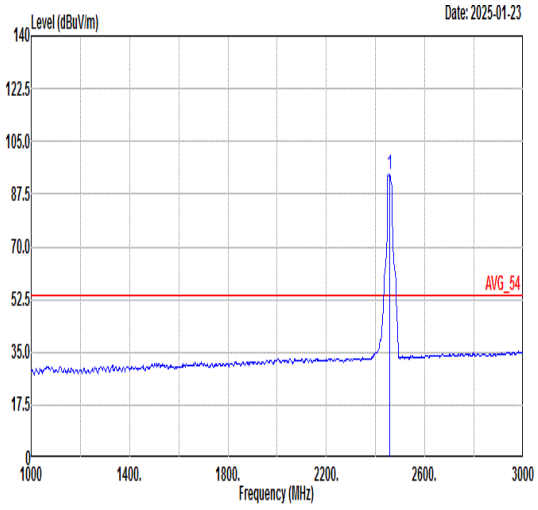 Freq Level Limit Line Margin Read Level Ant Factor Cable Loss Preamp Factor APos TPos Remark MHz dBuV/m dBuV/m dB dBuV dB/m dB dB cm deg 1 2457.00 94.00 ------ ------ 91.91 30.79 5.42 34.12 166 266 AVERAGE

Mode	37	
	Band Edge	
	2400-2483.5_802.11ax HE20_CH09_Full RU_2452MHz	
ANT	STBC 10+11	
Pol.	Horizontal	Fundamental
Peak	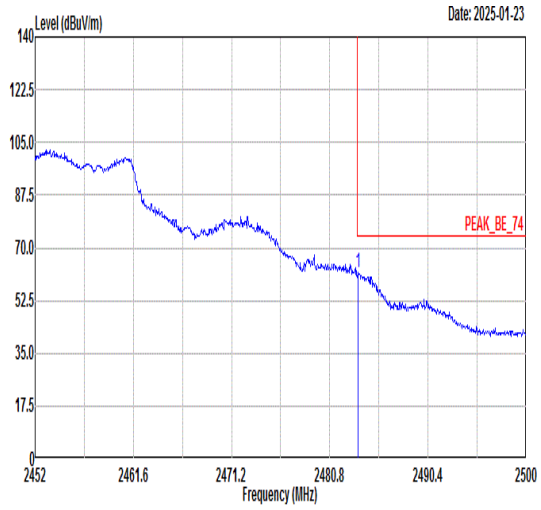 Freq Level Limit Line Margin Read Level Ant Factor Cable Loss Preamp Factor APos TPos Remark MHz dBuV/m dBuV/m dB dBuV dB/m dB dB cm deg 1 2483.54 61.85 74.00 -12.15 59.70 30.80 5.46 34.11 345 0 PEAK	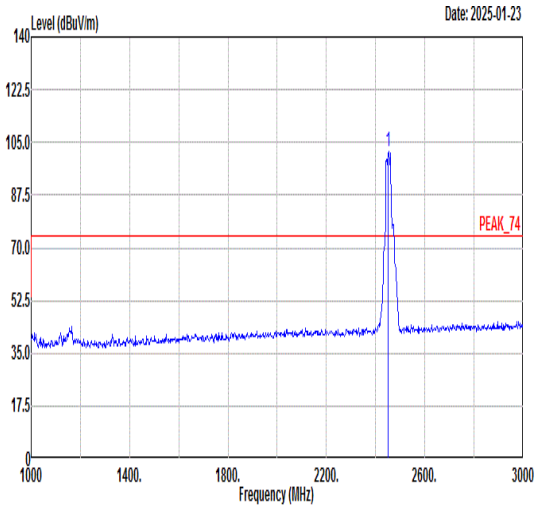 Freq Level Limit Line Margin Read Level Ant Factor Cable Loss Preamp Factor APos TPos Remark MHz dBuV/m dBuV/m dB dBuV dB/m dB dB cm deg 1 2452.00 102.11 ------ ------ 100.01 30.79 5.43 34.12 345 0 PEAK
Avg	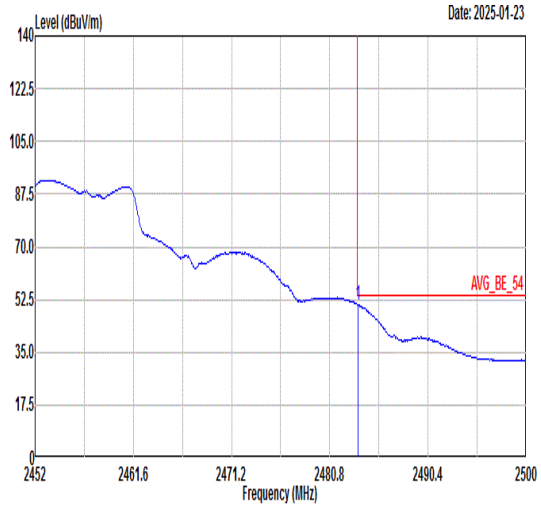 Freq Level Limit Line Margin Read Level Ant Factor Cable Loss Preamp Factor APos TPos Remark MHz dBuV/m dBuV/m dB dBuV dB/m dB dB cm deg 1 2483.54 50.95 54.00 -3.05 48.80 30.80 5.46 34.11 345 0 AVERAGE	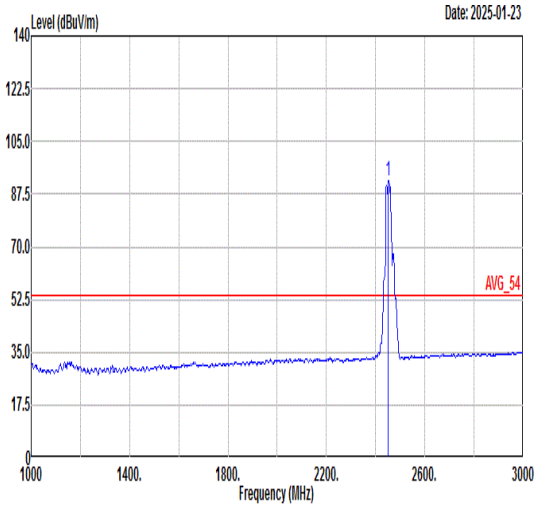 Freq Level Limit Line Margin Read Level Ant Factor Cable Loss Preamp Factor APos TPos Remark MHz dBuV/m dBuV/m dB dBuV dB/m dB dB cm deg 1 2452.00 92.01 ------ ------ 89.91 30.79 5.43 34.12 345 0 AVERAGE

Mode	37	
	Band Edge	
	2400-2483.5_802.11ax HE20_CH09_Full RU_2452MHz	
ANT	STBC 10+11	
Pol.	Vertical	Fundamental
Peak	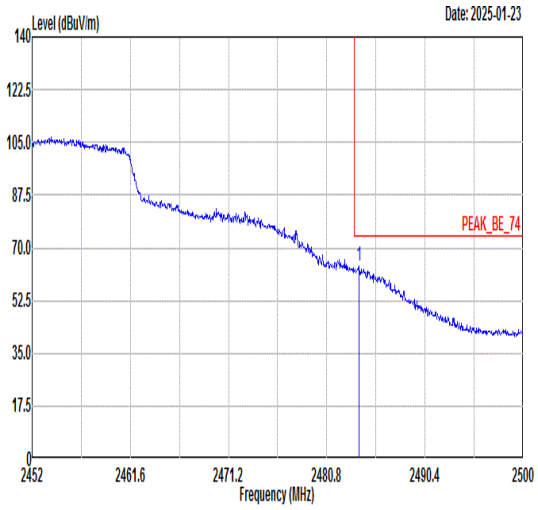 Freq Level Limit Line Margin Read Level Ant Factor Cable Loss Preamp Factor APos TPos Remark MHz dBuV/m dBuV/m dB dBuV dB/m dB dB cm deg 1 2483.92 63.80 74.00 -10.20 61.65 30.80 5.46 34.11 204 267 PEAK	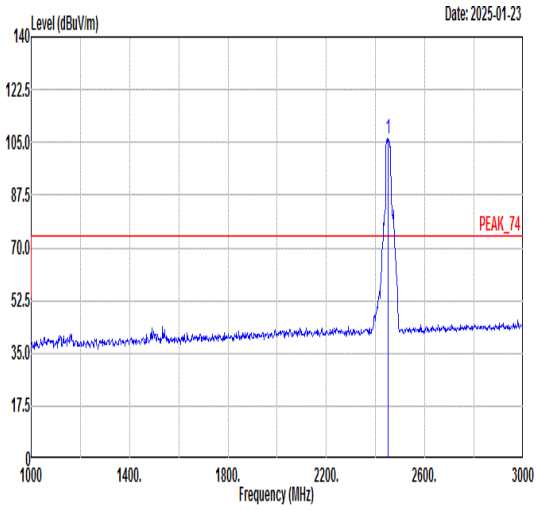 Freq Level Limit Line Margin Read Level Ant Factor Cable Loss Preamp Factor APos TPos Remark MHz dBuV/m dBuV/m dB dBuV dB/m dB dB cm deg 1 2452.00 106.27 ------ ------ 104.18 30.79 5.42 34.12 204 267 PEAK
Avg	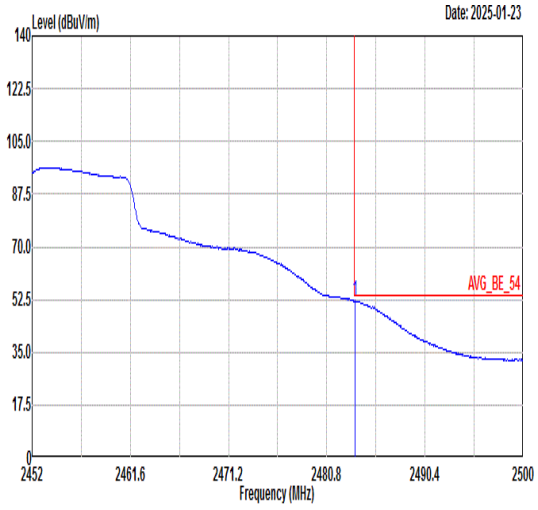 Freq Level Limit Line Margin Read Level Ant Factor Cable Loss Preamp Factor APos TPos Remark MHz dBuV/m dBuV/m dB dBuV dB/m dB dB cm deg 1 2483.54 52.12 54.00 -1.88 49.97 30.80 5.46 34.11 204 267 AVERAGE	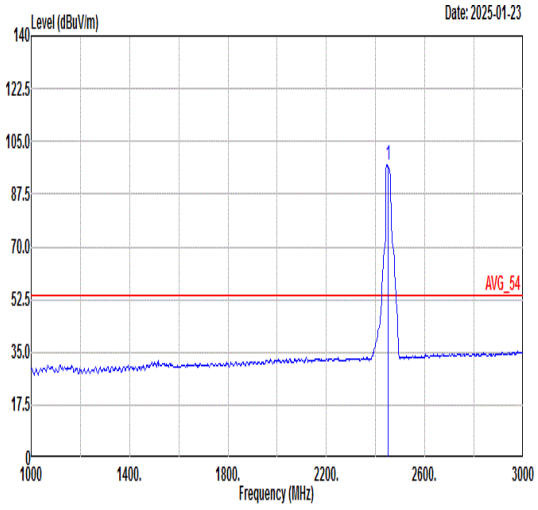 Freq Level Limit Line Margin Read Level Ant Factor Cable Loss Preamp Factor APos TPos Remark MHz dBuV/m dBuV/m dB dBuV dB/m dB dB cm deg 1 2452.00 97.17 ------ ------ 95.08 30.79 5.42 34.12 204 267 AVERAGE

Mode	38	
	Band Edge	
	2400-2483.5_802.11ax HE20_CH08_Full RU_2447MHz	
ANT	STBC 10+11	
Pol.	Horizontal	Fundamental
Peak	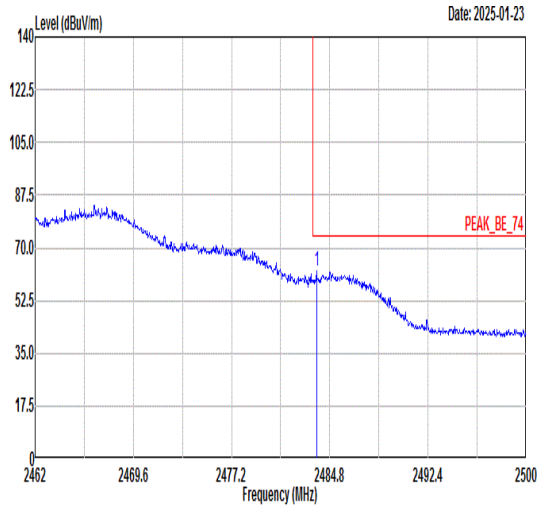 Freq Level Limit Line Margin Read Level Ant Factor Cable Loss Preamp Factor APos TPos Remark MHz dBuV/m dBuV/m dB dBuV dB/m dB dB cm deg 1 2483.77 62.48 74.00 -11.52 60.33 30.80 5.46 34.11 348 0 PEAK	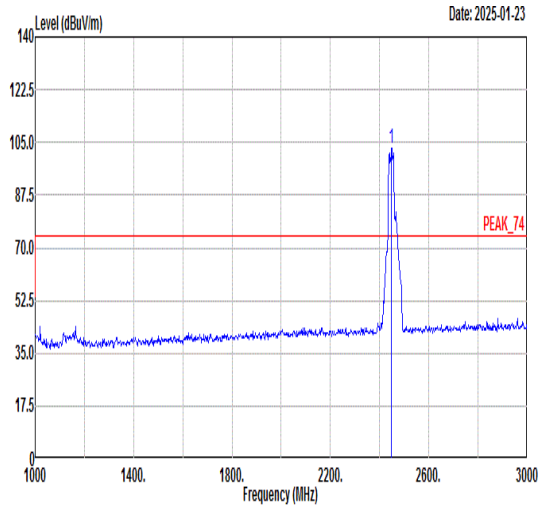 Freq Level Limit Line Margin Read Level Ant Factor Cable Loss Preamp Factor APos TPos Remark MHz dBuV/m dBuV/m dB dBuV dB/m dB dB cm deg 1 2447.00 102.94 ------ ------ 100.85 30.79 5.42 34.12 348 0 PEAK
Avg	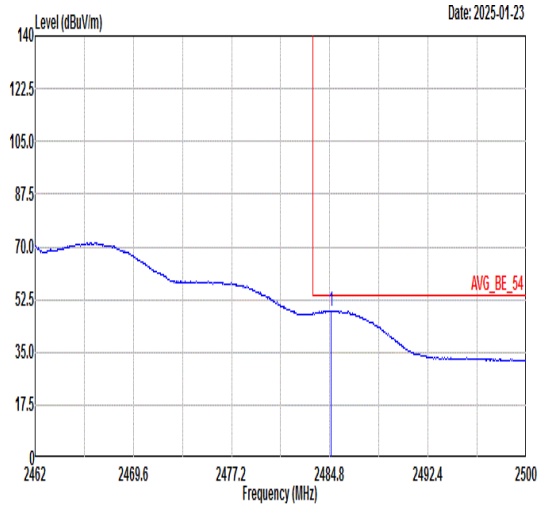 Freq Level Limit Line Margin Read Level Ant Factor Cable Loss Preamp Factor APos TPos Remark MHz dBuV/m dBuV/m dB dBuV dB/m dB dB cm deg 1 2484.88 48.76 54.00 -5.24 46.61 30.80 5.46 34.11 348 0 AVERAGE	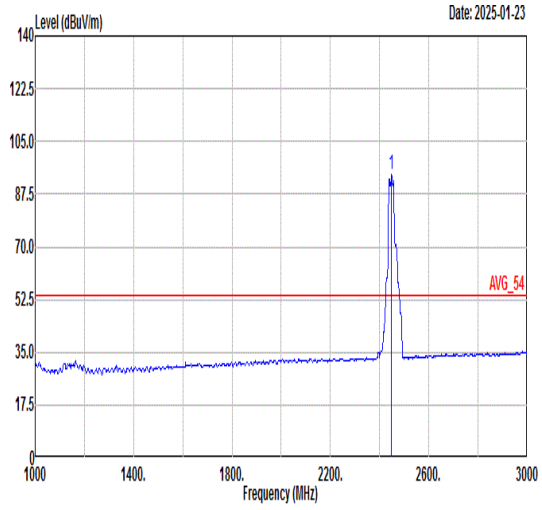 Freq Level Limit Line Margin Read Level Ant Factor Cable Loss Preamp Factor APos TPos Remark MHz dBuV/m dBuV/m dB dBuV dB/m dB dB cm deg 1 2447.00 94.04 ------ ------ 91.95 30.79 5.42 34.12 348 0 AVERAGE

Mode	38	
	Band Edge	
	2400-2483.5_802.11ax HE20_CH08_Full RU_2447MHz	
ANT	STBC 10+11	
Pol.	Vertical	Fundamental
Peak	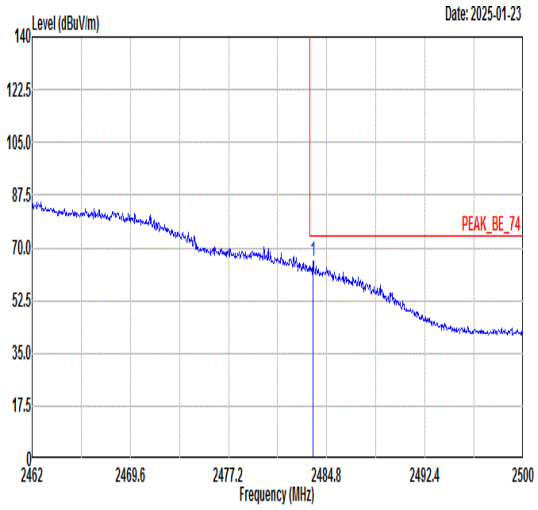 Limit Read Ant Cable Preamp APos TPos Freq Level Line Margin Level Factor Loss Factor Remark MHz dBuV/m dBuV/m dB dBuV dB/m dB dB cm deg 1 2483.74 65.70 74.00 -8.30 63.55 30.80 5.46 34.11 200 270 PEAK	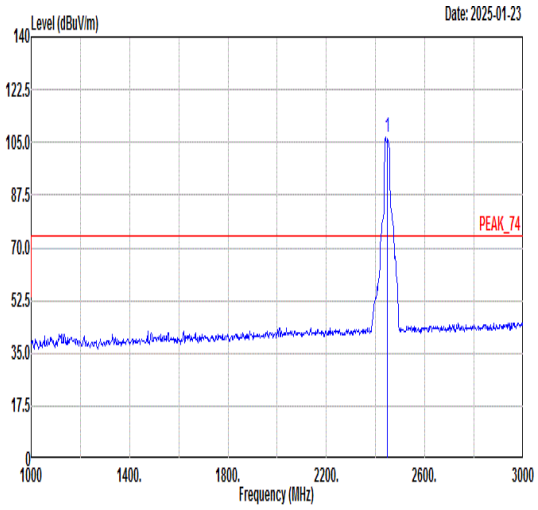 Limit Read Ant Cable Preamp APos TPos Freq Level Line Margin Level Factor Loss Factor Remark MHz dBuV/m dBuV/m dB dBuV dB/m dB dB cm deg 1 2447.00 106.75 ------ ------ 104.67 30.79 5.41 34.12 200 270 PEAK
Avg	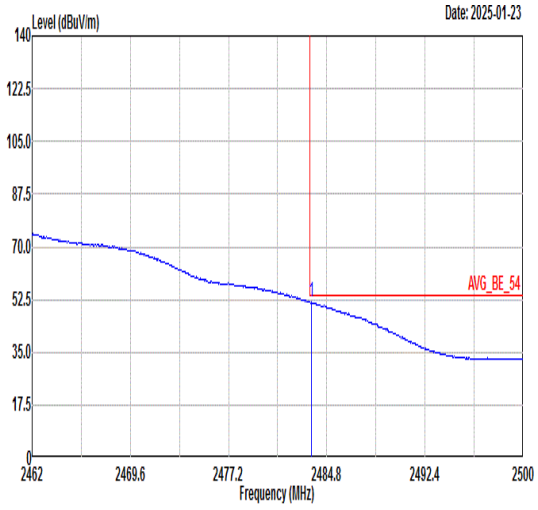 Limit Read Ant Cable Preamp APos TPos Freq Level Line Margin Level Factor Loss Factor Remark MHz dBuV/m dBuV/m dB dBuV dB/m dB dB cm deg 1 2483.62 51.83 54.00 -2.17 49.68 30.80 5.46 34.11 200 270 AVERAGE	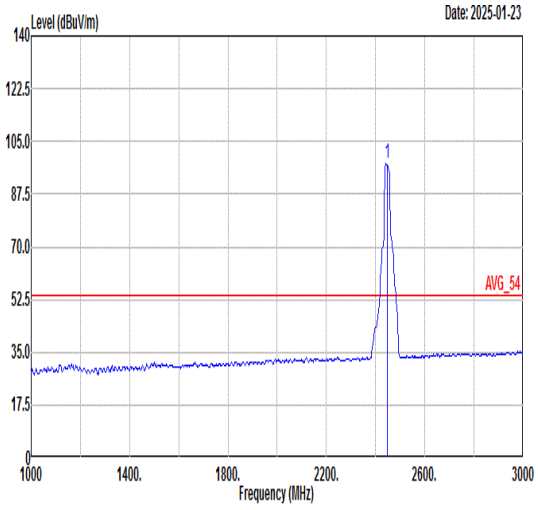 Limit Read Ant Cable Preamp APos TPos Freq Level Line Margin Level Factor Loss Factor Remark MHz dBuV/m dBuV/m dB dBuV dB/m dB dB cm deg 1 2447.00 97.51 ------ ------ 95.43 30.79 5.41 34.12 200 270 AVERAGE

Mode	39	
	Band Edge - L	
	2400-2483.5_802.11ax HE20_CH07_Full RU_2442MHz	
ANT	STBC 10+11	
Pol.	Horizontal	Fundamental
Peak	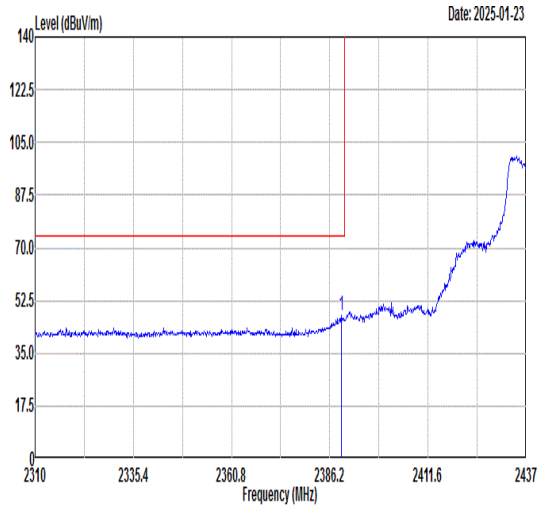 Freq Level Limit Line Margin Read Level Ant Factor Cable Loss Preamp Factor APos TPos Remark 1 2389.12 47.40 74.00 -26.60 45.40 30.78 5.36 34.14 390 0 PEAK	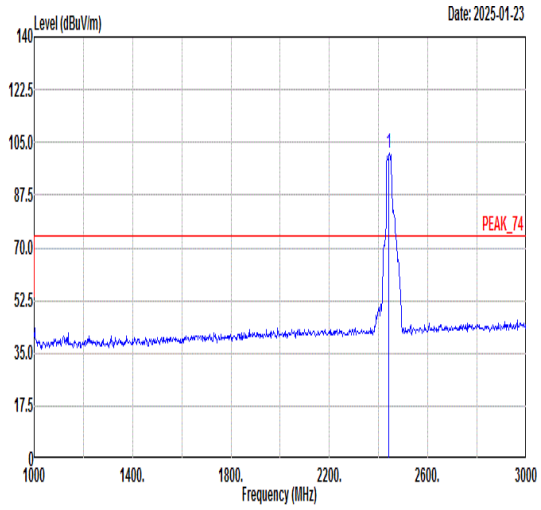 Freq Level Limit Line Margin Read Level Ant Factor Cable Loss Preamp Factor APos TPos Remark 1 2442.00 101.46 ------ ------ 99.37 30.79 5.42 34.12 390 0 PEAK
Avg	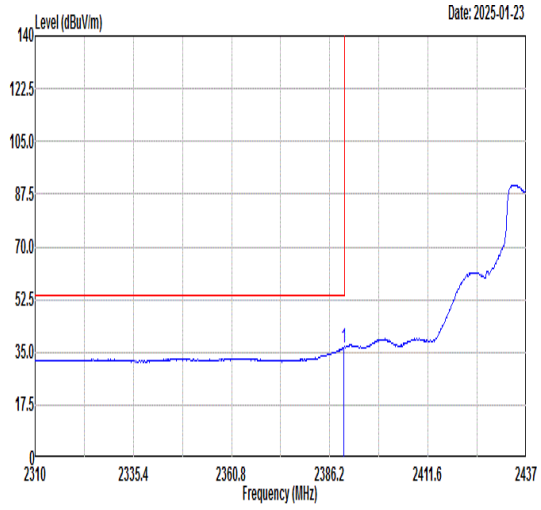 Freq Level Limit Line Margin Read Level Ant Factor Cable Loss Preamp Factor APos TPos Remark 1 2389.88 36.68 54.00 -17.32 34.68 30.78 5.36 34.14 390 0 AVERAGE	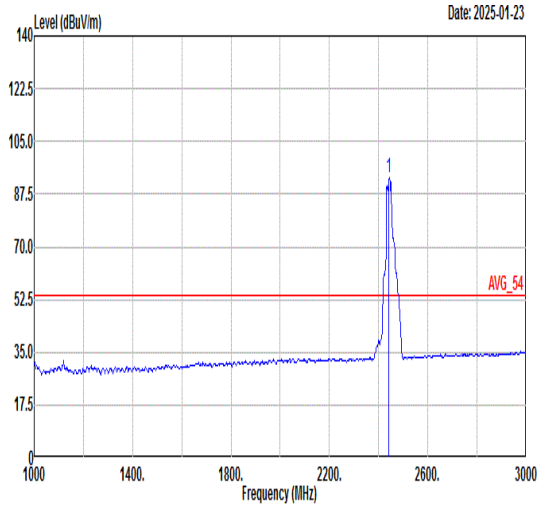 Freq Level Limit Line Margin Read Level Ant Factor Cable Loss Preamp Factor APos TPos Remark 1 2442.00 93.00 ------ ------ 90.91 30.79 5.42 34.12 390 0 AVERAGE

Mode	39	
	Band Edge - R	
	2400-2483.5_802.11ax HE20_CH07_Full RU_2442MHz	
ANT	STBC 10+11	
Pol.	Horizontal	Fundamental
Peak	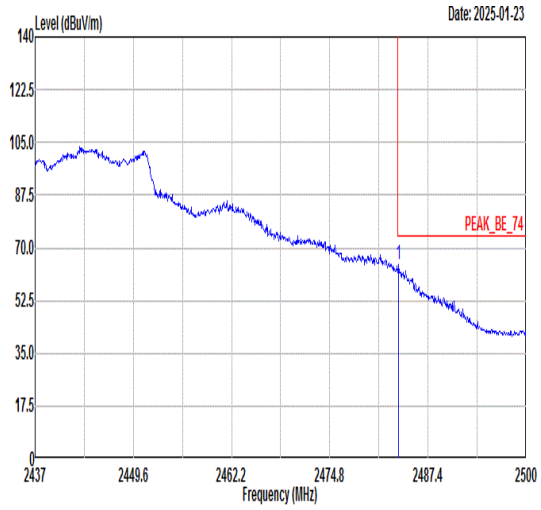 Freq Level Limit Line Margin Read Level Ant Factor Cable Loss Preamp Factor APos TPos Remark MHz dBuV/m dBuV/m dB dBuV dB/m dB dB cm deg 1 2483.62 64.20 74.00 -9.80 62.05 30.80 5.46 34.11 390 0 PEAK	Blank
Avg	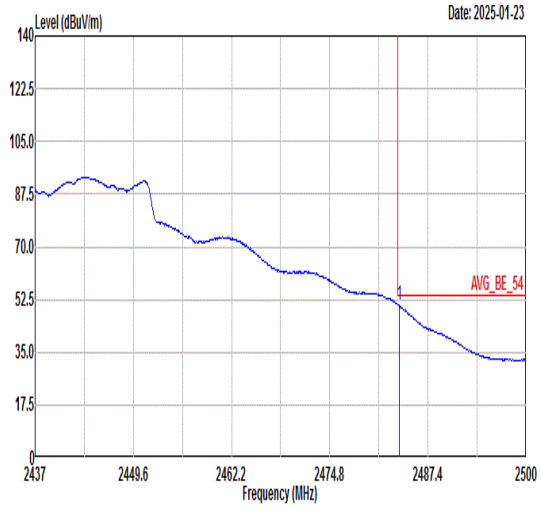 Freq Level Limit Line Margin Read Level Ant Factor Cable Loss Preamp Factor APos TPos Remark MHz dBuV/m dBuV/m dB dBuV dB/m dB dB cm deg 1 2483.68 50.74 54.00 -3.26 48.59 30.80 5.46 34.11 390 0 AVERAGE	Blank

Mode	39	
	Band Edge - L	
	2400-2483.5_802.11ax HE20_CH07_Full RU_2442MHz	
ANT	STBC 10+11	
Pol.	Vertical	Fundamental
Peak	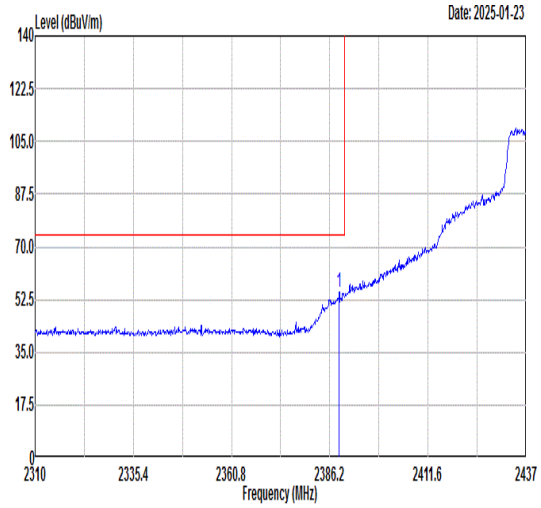 Freq Level Limit Line Margin Read Level Ant Factor Cable Loss Preamp Factor APos TPos Remark MHz dBuV/m dBuV/m dB dBuV dB/m dB dB cm deg 1 2388.61 54.93 74.00 -19.07 52.93 30.78 5.36 34.14 207 269 PEAK	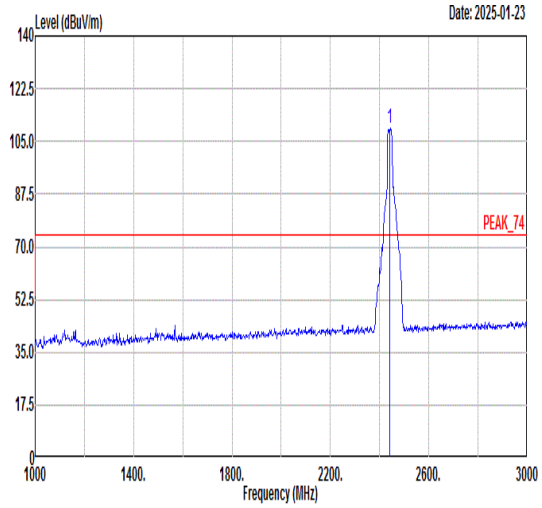 Freq Level Limit Line Margin Read Level Ant Factor Cable Loss Preamp Factor APos TPos Remark MHz dBuV/m dBuV/m dB dBuV dB/m dB dB cm deg 1 2442.00 109.50 ------ ------ 107.41 30.79 5.42 34.12 207 269 PEAK
Avg	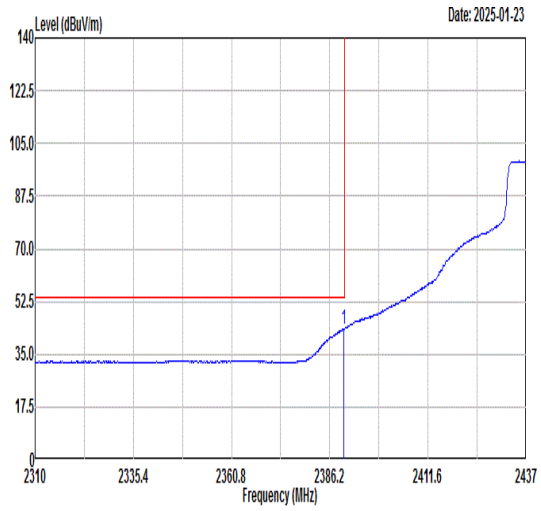 Freq Level Limit Line Margin Read Level Ant Factor Cable Loss Preamp Factor APos TPos Remark MHz dBuV/m dBuV/m dB dBuV dB/m dB dB cm deg 1 2389.76 43.15 54.00 -10.85 41.15 30.78 5.36 34.14 207 269 AVERAGE	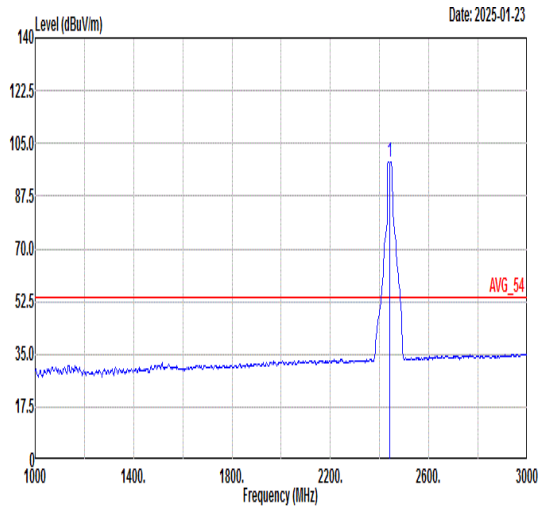 Freq Level Limit Line Margin Read Level Ant Factor Cable Loss Preamp Factor APos TPos Remark MHz dBuV/m dBuV/m dB dBuV dB/m dB dB cm deg 1 2442.00 98.97 ------ ------ 96.90 30.79 5.41 34.13 207 269 AVERAGE

Mode	39	
	Band Edge - R	
	2400-2483.5_802.11ax HE20_CH07_Full RU_2442MHz	
ANT	STBC 10+11	
Pol.	Vertical	Fundamental
Peak	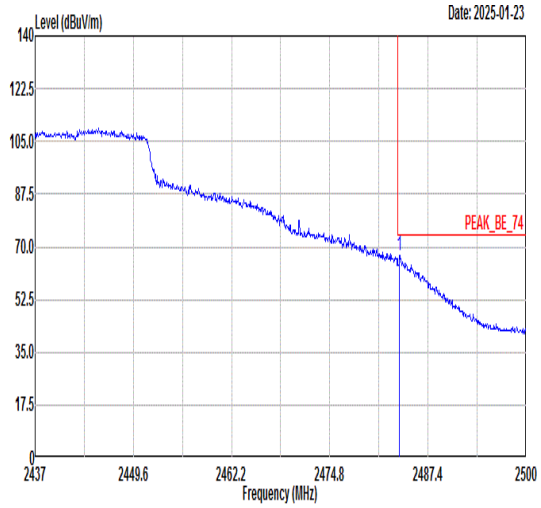 Freq Level Limit Line Margin Read Level Ant Factor Cable Loss Preamp Factor APos TPos Remark MHz dBuV/m dBuV/m dB dBuV dB/m dB dB cm deg 1 2483.75 66.88 74.00 -7.12 64.73 30.80 5.46 34.11 207 269 PEAK	Blank
Avg	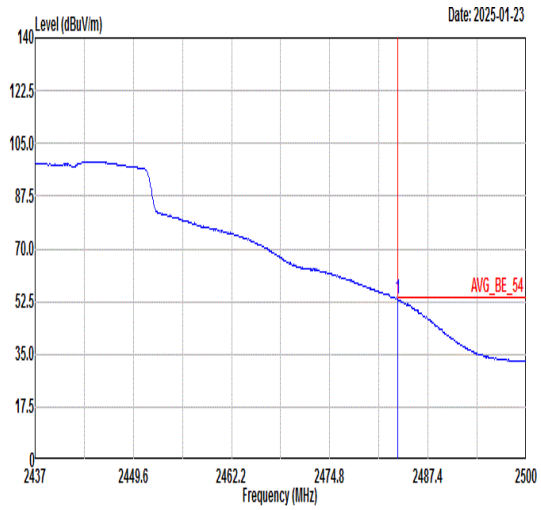 Freq Level Limit Line Margin Read Level Ant Factor Cable Loss Preamp Factor APos TPos Remark MHz dBuV/m dBuV/m dB dBuV dB/m dB dB cm deg 1 2483.56 53.12 54.00 -0.88 50.97 30.80 5.46 34.11 207 269 AVERAGE	Blank

Mode	40	
	Band Edge - L	
	2400-2483.5_802.11ax HE40_CH04_Full RU_2427MHz	
ANT	STBC 10+11	
Pol.	Horizontal	Fundamental
Peak	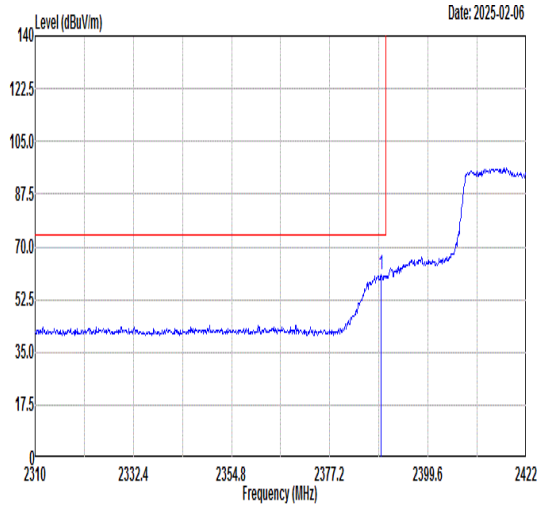 Freq Level Limit Line Margin (dB) Read Level Ant Factor Cable Loss Preamp Factor APos TPos Remark MHz dBuV/m dBuV/m dBuV dB/m dB dB cm deg 1 2388.96 60.86 74.00 -13.14 58.86 30.78 5.36 34.14 300 308 PEAK	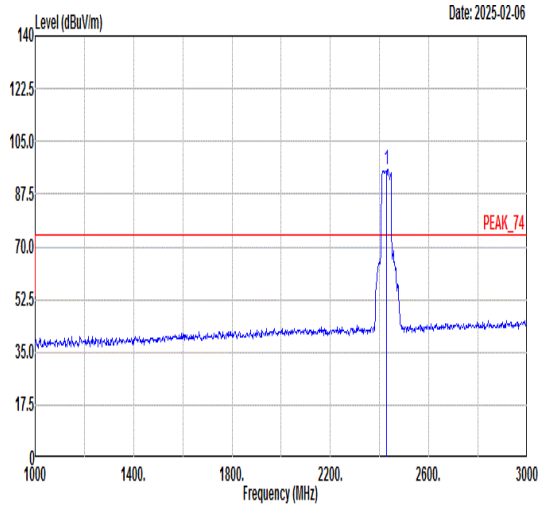 Freq Level Limit Line Margin (dB) Read Level Ant Factor Cable Loss Preamp Factor APos TPos Remark MHz dBuV/m dBuV/m dBuV dB/m dB dB cm deg 1 2427.00 95.57 ------ ------ 93.50 30.79 5.41 34.13 300 308 PEAK
Avg	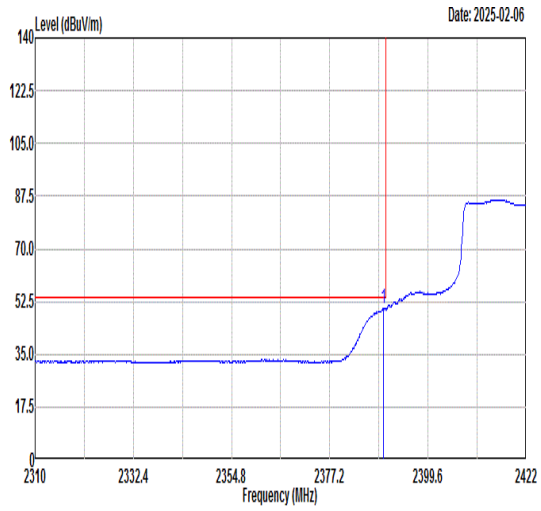 Freq Level Limit Line Margin (dB) Read Level Ant Factor Cable Loss Preamp Factor APos TPos Remark MHz dBuV/m dBuV/m dBuV dB/m dB dB cm deg 1 2389.41 50.26 54.00 -3.74 48.26 30.78 5.36 34.14 300 308 AVERAGE	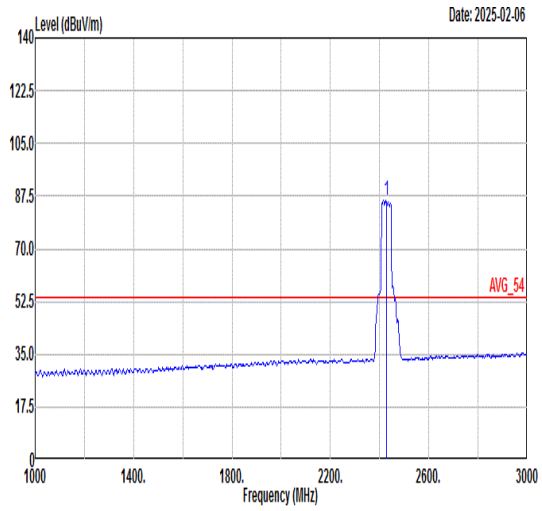 Freq Level Limit Line Margin (dB) Read Level Ant Factor Cable Loss Preamp Factor APos TPos Remark MHz dBuV/m dBuV/m dBuV dB/m dB dB cm deg 1 2427.00 86.00 ------ ------ 83.97 30.78 5.38 34.13 300 308 AVERAGE

Mode	40	
	Band Edge - R	
	2400-2483.5_802.11ax HE40_CH04_Full RU_2427MHz	
ANT	STBC 10+11	
Pol.	Horizontal	Fundamental
Peak	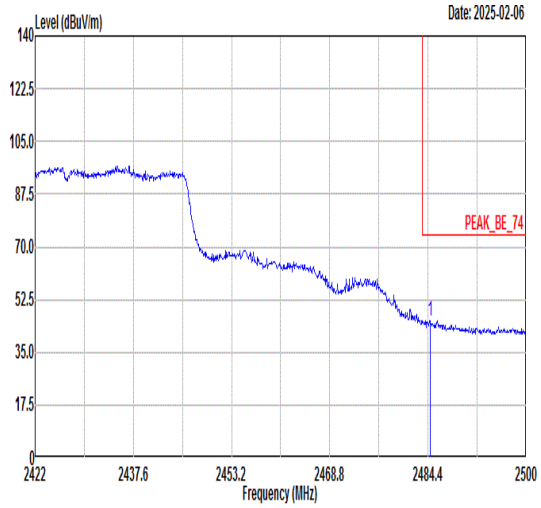 Freq Level Limit Line Margin (dB) Read Level Ant Factor Cable Loss Preamp Factor APos TPos Remark MHz dBuV/m dBuV/m dBuV dB/m dB dB cm deg 1 2484.79 45.53 74.00 -28.47 43.38 30.80 5.46 34.11 300 308 PEAK	Blank
Avg	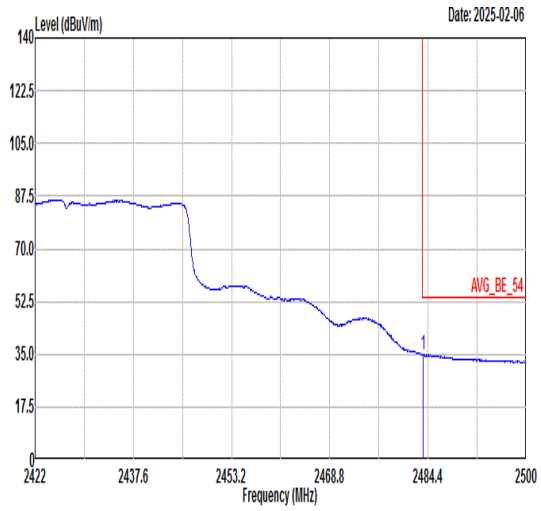 Freq Level Limit Line Margin (dB) Read Level Ant Factor Cable Loss Preamp Factor APos TPos Remark MHz dBuV/m dBuV/m dBuV dB/m dB dB cm deg 1 2483.62 35.00 54.00 -19.00 32.85 30.80 5.46 34.11 300 308 AVERAGE	Blank

Mode	40	
	Band Edge - L	
	2400-2483.5_802.11ax HE40_CH04_Full RU_2427MHz	
ANT	STBC 10+11	
Pol.	Vertical	Fundamental
Peak	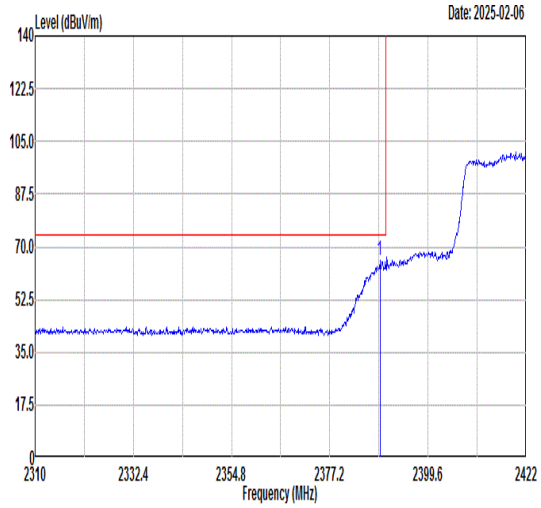 Freq Level Limit Line Margin (dB) Read Level Ant Factor Cable Loss Preamp Factor APos TPos Remark MHz dBuV/m dBuV/m dBuV dB/m dB dB cm deg 1 2388.62 65.40 74.00 -8.60 63.40 30.78 5.36 34.14 208 280 PEAK	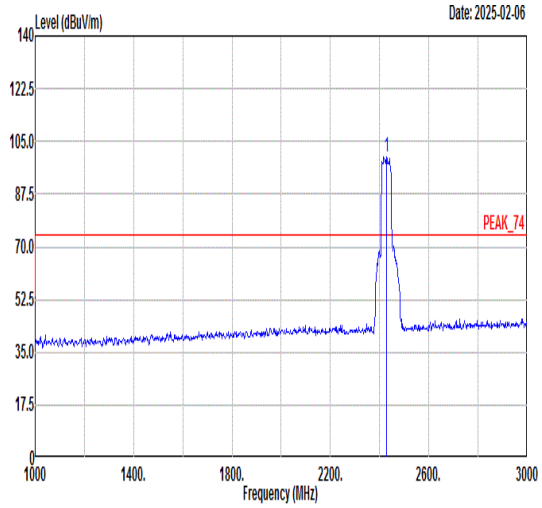 Freq Level Limit Line Margin (dB) Read Level Ant Factor Cable Loss Preamp Factor APos TPos Remark MHz dBuV/m dBuV/m dBuV dB/m dB dB cm deg 1 2427.00 99.82 ------ ------ 97.76 30.79 5.40 34.13 208 280 PEAK
Avg	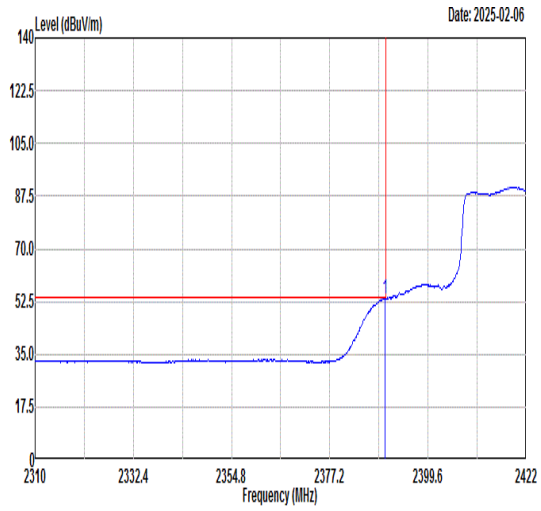 Freq Level Limit Line Margin (dB) Read Level Ant Factor Cable Loss Preamp Factor APos TPos Remark MHz dBuV/m dBuV/m dBuV dB/m dB dB cm deg 1 2389.74 53.48 54.00 -0.52 51.48 30.78 5.36 34.14 208 280 AVERAGE	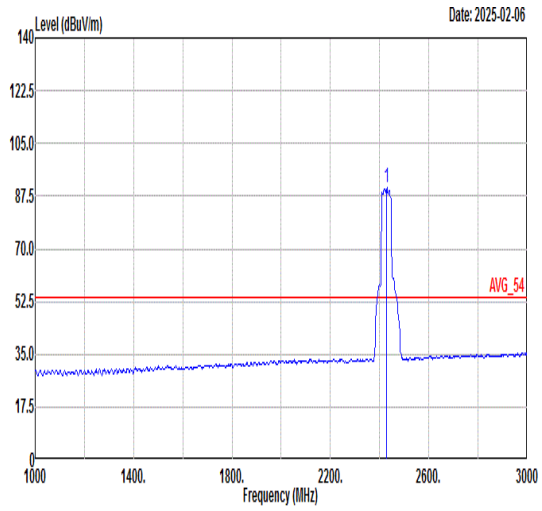 Freq Level Limit Line Margin (dB) Read Level Ant Factor Cable Loss Preamp Factor APos TPos Remark MHz dBuV/m dBuV/m dBuV dB/m dB dB cm deg 1 2427.00 90.21 ------ ------ 88.15 30.79 5.40 34.13 208 280 AVERAGE

Mode	40	
	Band Edge - R	
	2400-2483.5_802.11ax HE40_CH04_Full RU_2427MHz	
ANT	STBC 10+11	
Pol.	Vertical	Fundamental
Peak	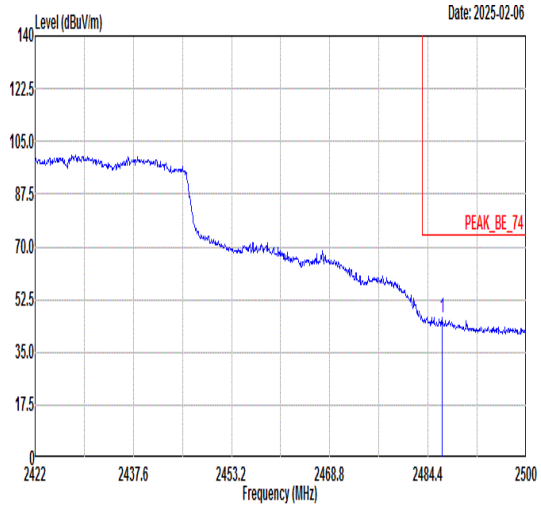 Freq Level Limit Line Margin (dB) Read Level Ant Factor Cable Loss Preamp Factor APos TPos Remark MHz dBuV/m dBuV/m dBuV dB/m dB dB cm deg 1 2486.66 46.66 74.00 -27.34 44.51 30.80 5.46 34.11 208 280 PEAK	Blank
Avg	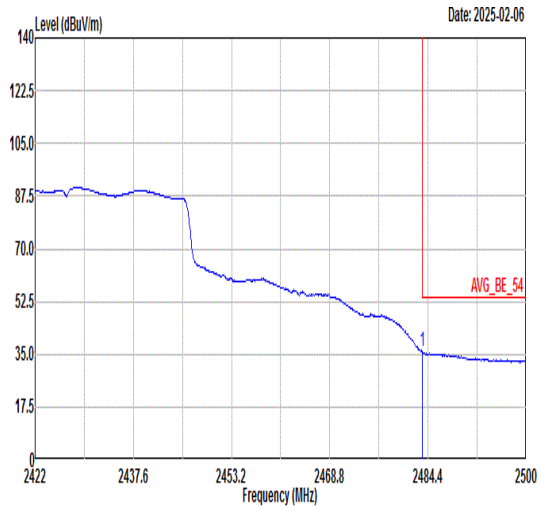 Freq Level Limit Line Margin (dB) Read Level Ant Factor Cable Loss Preamp Factor APos TPos Remark MHz dBuV/m dBuV/m dBuV dB/m dB dB cm deg 1 2483.54 35.79 54.00 -18.21 33.64 30.80 5.46 34.11 208 280 AVERAGE	Blank

Mode	41	
	Band Edge - L	
	2400-2483.5_802.11ax HE40_CH05_Full RU_2432MHz	
ANT	STBC 10+11	
Pol.	Horizontal	Fundamental
Peak	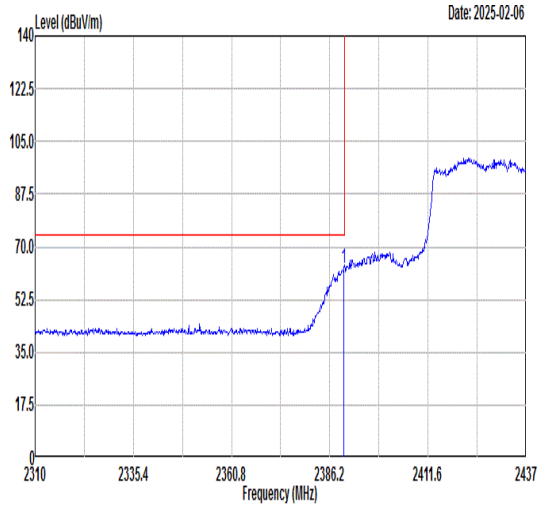 Freq Level Limit Line Margin (dB) Read Level Ant Factor Cable Loss Preamp Factor APos TPos Remark MHz dBuV/m dBuV/m dBuV dB/m dB dB cm deg 1 2389.88 62.75 74.00 -11.25 60.75 30.78 5.36 34.14 332 308 PEAK	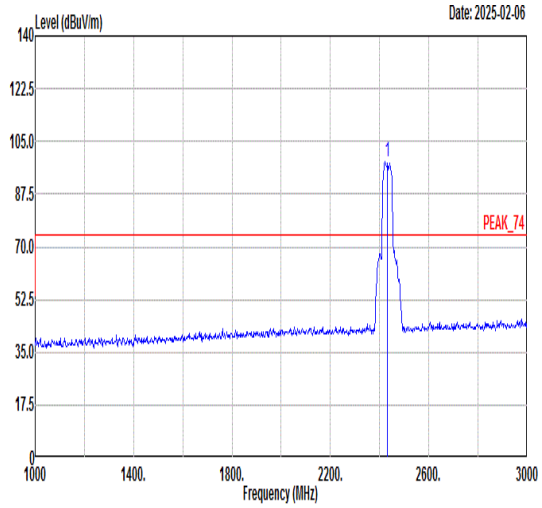 Freq Level Limit Line Margin (dB) Read Level Ant Factor Cable Loss Preamp Factor APos TPos Remark MHz dBuV/m dBuV/m dBuV dB/m dB dB cm deg 1 2432.00 98.28 ------ ------ 96.24 30.78 5.39 34.13 332 308 PEAK
Avg	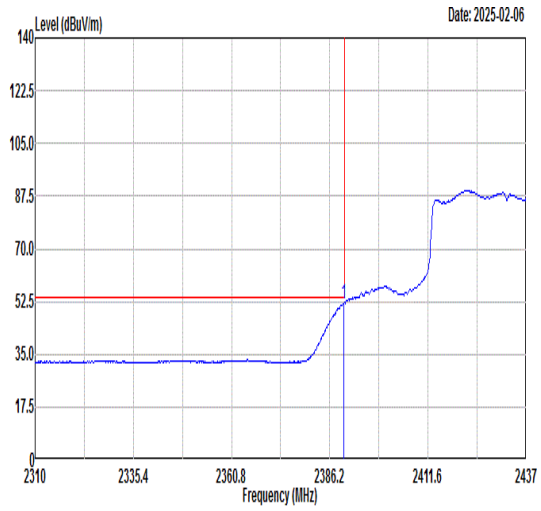 Freq Level Limit Line Margin (dB) Read Level Ant Factor Cable Loss Preamp Factor APos TPos Remark MHz dBuV/m dBuV/m dBuV dB/m dB dB cm deg 1 2389.88 51.85 54.00 -2.15 49.85 30.78 5.36 34.14 332 308 AVERAGE	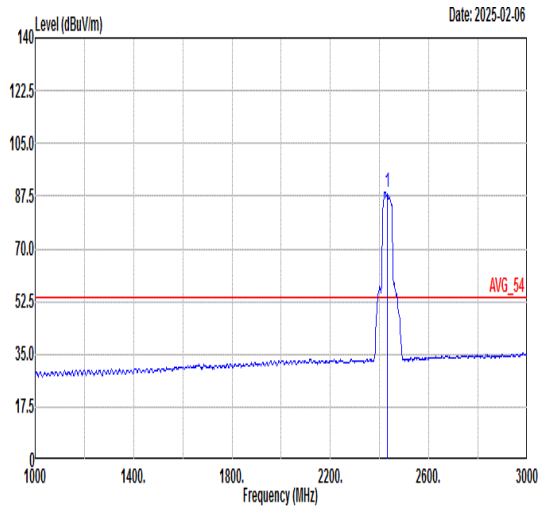 Freq Level Limit Line Margin (dB) Read Level Ant Factor Cable Loss Preamp Factor APos TPos Remark MHz dBuV/m dBuV/m dBuV dB/m dB dB cm deg 1 2432.00 88.93 ------ ------ 86.89 30.78 5.39 34.13 332 308 AVERAGE

Mode	41	
	Band Edge - R	
	2400-2483.5_802.11ax HE40_CH05_Full RU_2432MHz	
ANT	STBC 10+11	
Pol.	Horizontal	Fundamental
Peak	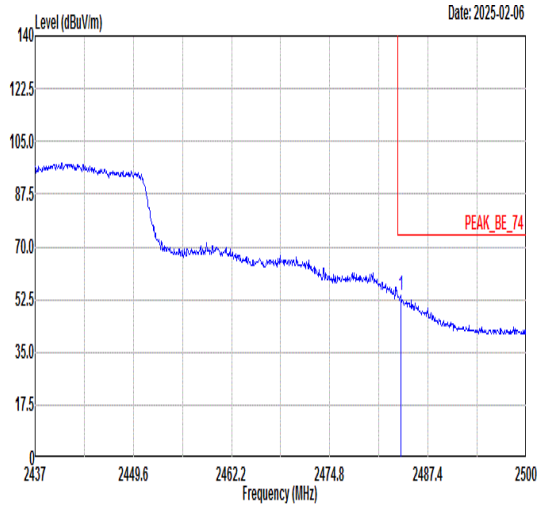 Freq Level Limit Line Margin (dB) Read Level Ant Factor Cable Loss Preamp Factor APos TPos Remark MHz dBuV/m dBuV/m dBuV dB/m dB dB cm deg 1 2483.94 53.67 74.00 -20.33 51.52 30.80 5.46 34.11 332 308 PEAK	Blank
Avg	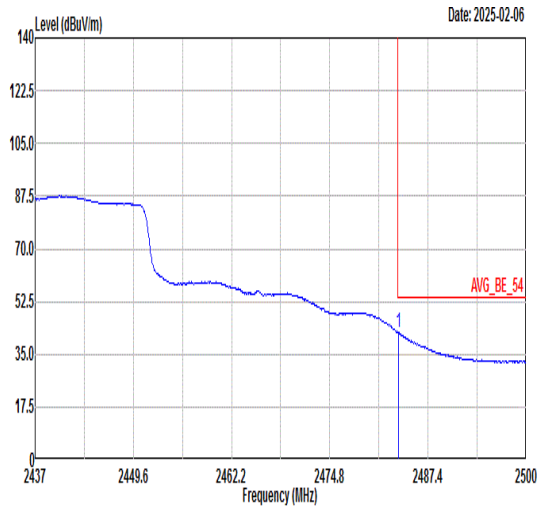 Freq Level Limit Line Margin (dB) Read Level Ant Factor Cable Loss Preamp Factor APos TPos Remark MHz dBuV/m dBuV/m dBuV dB/m dB dB cm deg 1 2483.62 42.29 54.00 -11.71 40.14 30.80 5.46 34.11 332 308 AVERAGE	Blank

Mode	41	
	Band Edge - L	
	2400-2483.5_802.11ax HE40_CH05_Full RU_2432MHz	
ANT	STBC 10+11	
Pol.	Vertical	Fundamental
Peak	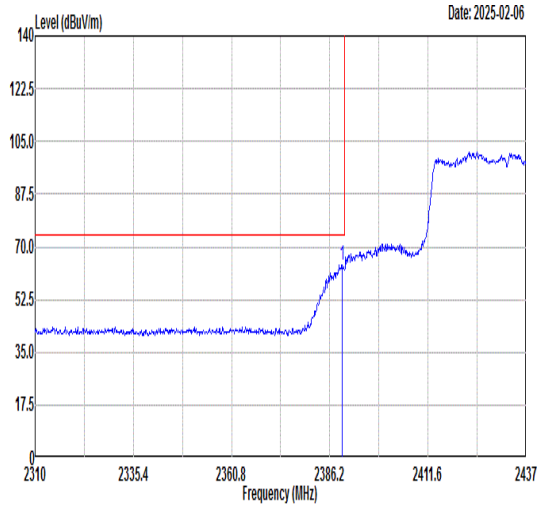 Freq Level Limit Line Margin (dB) Read Level Ant Factor Cable Loss Preamp Factor APos TPos Remark MHz dBuV/m dBuV/m dBuV dB/m dB dB cm deg 1 2389.50 63.90 74.00 -10.10 61.90 30.78 5.36 34.14 207 284 PEAK	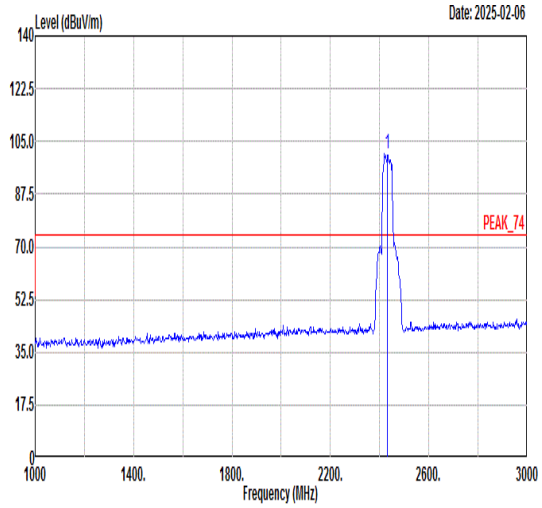 Freq Level Limit Line Margin (dB) Read Level Ant Factor Cable Loss Preamp Factor APos TPos Remark MHz dBuV/m dBuV/m dBuV dB/m dB dB cm deg 1 2432.00 100.96 ------ ------ 98.92 30.78 5.39 34.13 207 284 PEAK
Avg	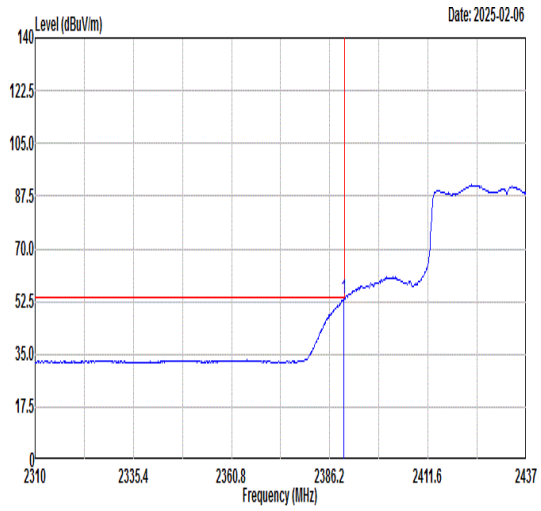 Freq Level Limit Line Margin (dB) Read Level Ant Factor Cable Loss Preamp Factor APos TPos Remark MHz dBuV/m dBuV/m dBuV dB/m dB dB cm deg 1 2389.88 53.10 54.00 -0.90 51.10 30.78 5.36 34.14 207 284 AVERAGE	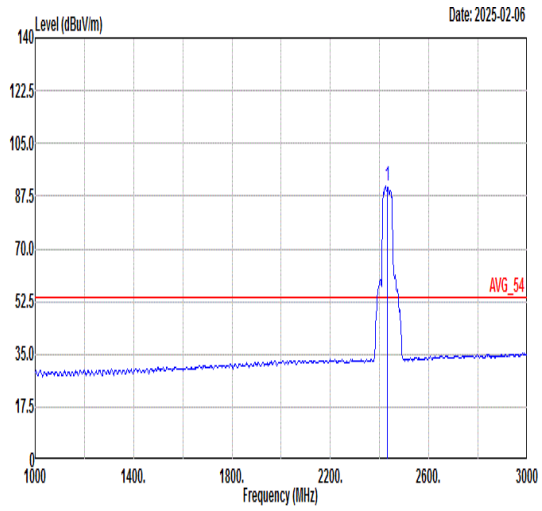 Freq Level Limit Line Margin (dB) Read Level Ant Factor Cable Loss Preamp Factor APos TPos Remark MHz dBuV/m dBuV/m dBuV dB/m dB dB cm deg 1 2432.00 90.84 ------ ------ 88.80 30.78 5.39 34.13 207 284 AVERAGE

Mode	41	
	Band Edge - R	
	2400-2483.5_802.11ax HE40_CH05_Full RU_2432MHz	
ANT	STBC 10+11	
Pol.	Vertical	Fundamental
Peak	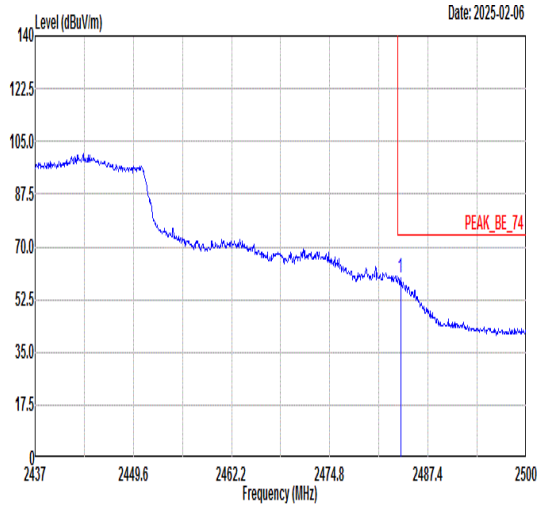 Freq Level Limit Line Margin (dB) Read Level Ant Factor Cable Loss Preamp Factor APos TPos Remark MHz dBuV/m dBuV/m dBuV dB/m dB dB cm deg 1 2483.87 59.68 74.00 -14.32 57.53 30.80 5.46 34.11 207 284 PEAK	Blank
Avg	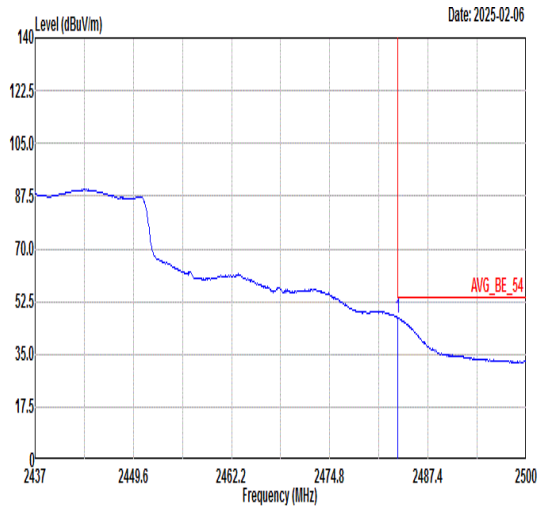 Freq Level Limit Line Margin (dB) Read Level Ant Factor Cable Loss Preamp Factor APos TPos Remark MHz dBuV/m dBuV/m dBuV dB/m dB dB cm deg 1 2483.56 47.15 54.00 -6.85 45.00 30.80 5.46 34.11 207 284 AVERAGE	Blank

Mode	42	
	Band Edge - L	
	2400-2483.5_802.11ax HE40_CH08_Full RU_2447MHz	
ANT	STBC 10+11	
Pol.	Horizontal	Fundamental
Peak	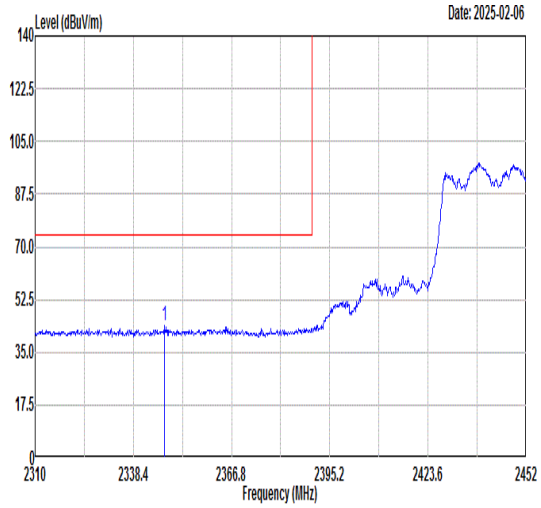 Freq Level Limit Line Margin (dB) Read Level Ant Factor Cable Loss Preamp Factor APos TPos Remark MHz dBuV/m dBuV/m dBuV dB/m dB dB cm deg 1 2347.49 43.59 74.00 -30.41 41.66 30.77 5.32 34.16 309 360 PEAK	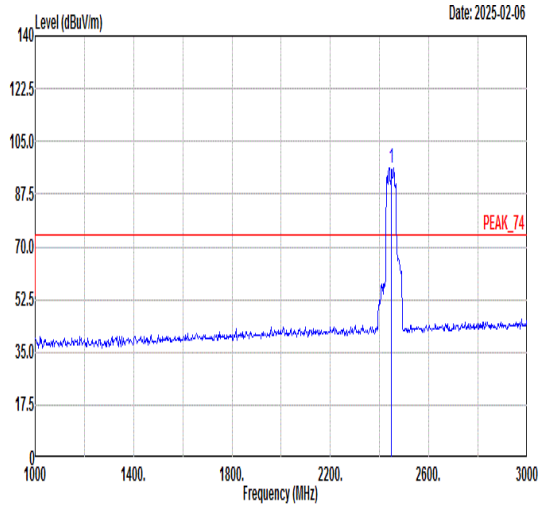 Freq Level Limit Line Margin (dB) Read Level Ant Factor Cable Loss Preamp Factor APos TPos Remark MHz dBuV/m dBuV/m dBuV dB/m dB dB cm deg 1 2447.00 96.07 ------ ------ 93.97 30.79 5.43 34.12 309 360 PEAK
Avg	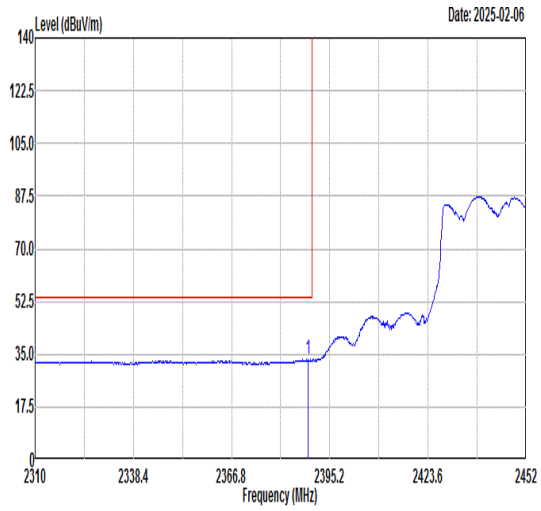 Freq Level Limit Line Margin (dB) Read Level Ant Factor Cable Loss Preamp Factor APos TPos Remark MHz dBuV/m dBuV/m dBuV dB/m dB dB cm deg 1 2388.81 33.11 54.00 -20.89 31.11 30.78 5.36 34.14 309 360 AVERAGE	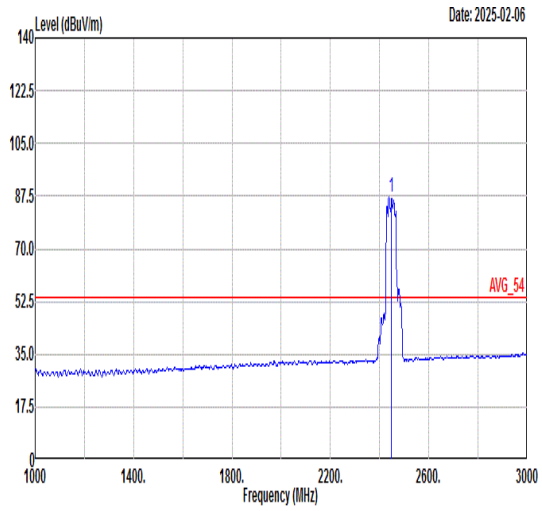 Freq Level Limit Line Margin (dB) Read Level Ant Factor Cable Loss Preamp Factor APos TPos Remark MHz dBuV/m dBuV/m dBuV dB/m dB dB cm deg 1 2447.00 86.95 ------ ------ 84.87 30.79 5.41 34.12 309 360 AVERAGE

Mode	42	
	Band Edge - R	
	2400-2483.5_802.11ax HE40_CH08_Full RU_2447MHz	
ANT	STBC 10+11	
Pol.	Horizontal	Fundamental
Peak	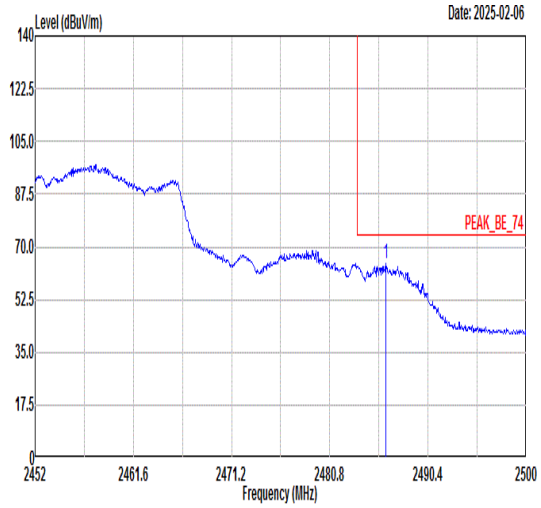 Freq Level Limit Line Margin (dB) Read Level Ant Factor Cable Loss Preamp Factor APos TPos Remark MHz dBuV/m dBuV/m dBuV dB/m dB dB cm deg 1 2486.27 64.26 74.00 -9.74 62.11 30.80 5.46 34.11 309 360 PEAK	Blank
Avg	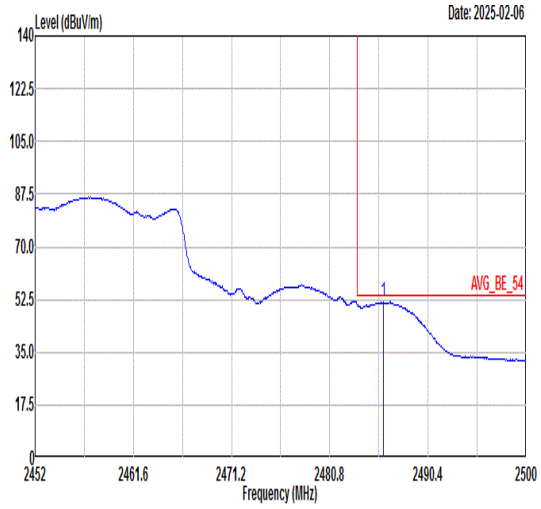 Freq Level Limit Line Margin (dB) Read Level Ant Factor Cable Loss Preamp Factor APos TPos Remark MHz dBuV/m dBuV/m dBuV dB/m dB dB cm deg 1 2486.03 51.64 54.00 -2.36 49.49 30.80 5.46 34.11 309 360 AVERAGE	Blank

Mode	42	
	Band Edge - L	
	2400-2483.5_802.11ax HE40_CH08_Full RU_2447MHz	
ANT	STBC 10+11	
Pol.	Vertical	Fundamental
Peak	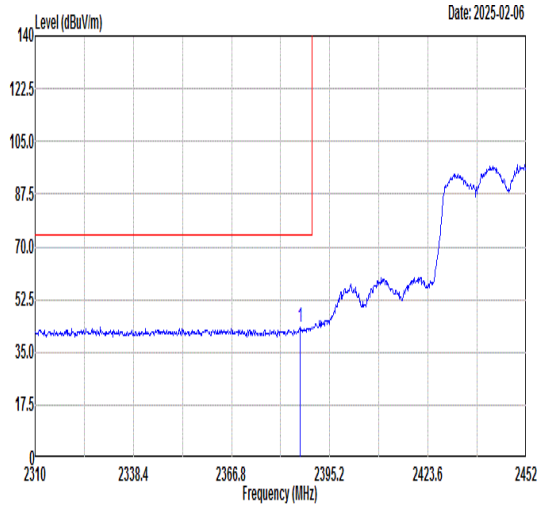 Freq Level Limit Line Margin (dB) Read Level Ant Factor Cable Loss Preamp Factor APos TPos Remark MHz dBuV/m dBuV/m dBuV dB/m dB dB cm deg 1 2386.68 43.33 74.00 -30.67 41.34 30.78 5.36 34.15 123 14 PEAK	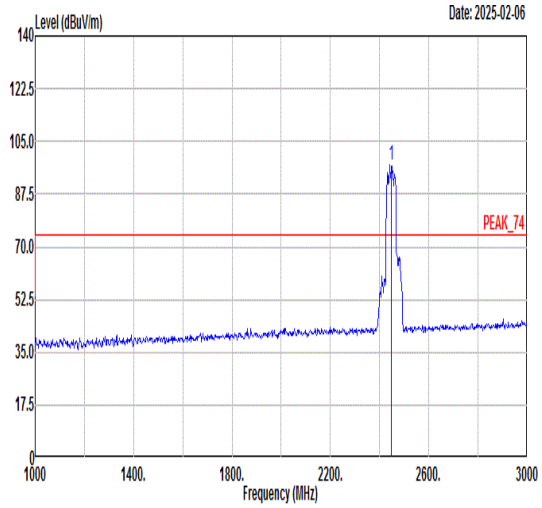 Freq Level Limit Line Margin (dB) Read Level Ant Factor Cable Loss Preamp Factor APos TPos Remark MHz dBuV/m dBuV/m dBuV dB/m dB dB cm deg 1 2447.00 97.23 ------ ------ 95.15 30.79 5.41 34.12 123 14 PEAK
Avg	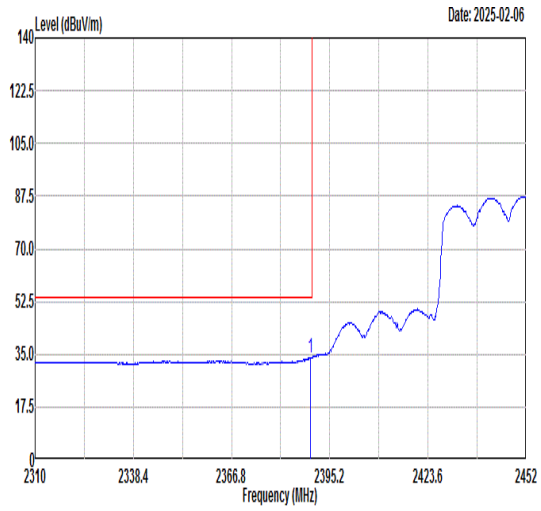 Freq Level Limit Line Margin (dB) Read Level Ant Factor Cable Loss Preamp Factor APos TPos Remark MHz dBuV/m dBuV/m dBuV dB/m dB dB cm deg 1 2389.52 33.81 54.00 -20.19 31.81 30.78 5.36 34.14 123 14 AVERAGE	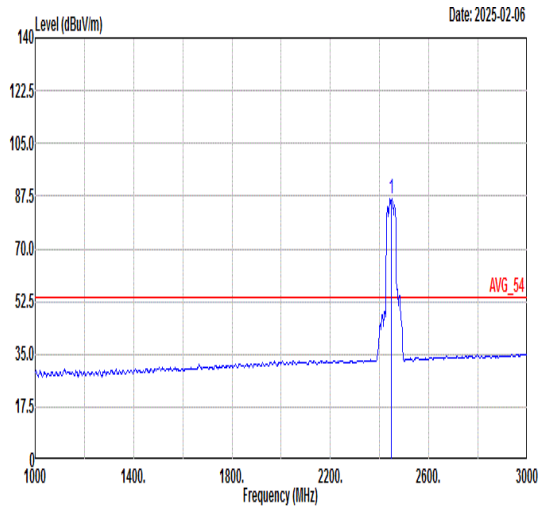 Freq Level Limit Line Margin (dB) Read Level Ant Factor Cable Loss Preamp Factor APos TPos Remark MHz dBuV/m dBuV/m dBuV dB/m dB dB cm deg 1 2447.00 86.85 ------ ------ 84.76 30.79 5.42 34.12 123 14 AVERAGE

Mode	42	
	Band Edge - R	
	2400-2483.5_802.11ax HE40_CH08_Full RU_2447MHz	
ANT	STBC 10+11	
Pol.	Vertical	Fundamental
Peak	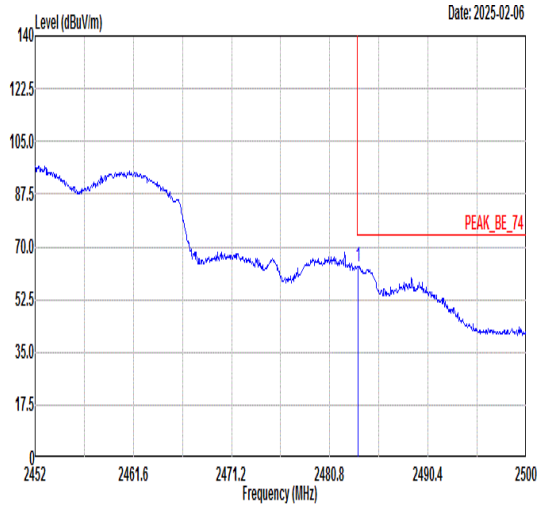 Freq Level Limit Line Margin (dB) Read Level Ant Factor Cable Loss Preamp Factor APos TPos Remark MHz dBuV/m dBuV/m dBuV dB/m dB dB cm deg 1 2483.58 63.56 74.00 -10.44 61.41 30.80 5.46 34.11 123 14 PEAK	Blank
Avg	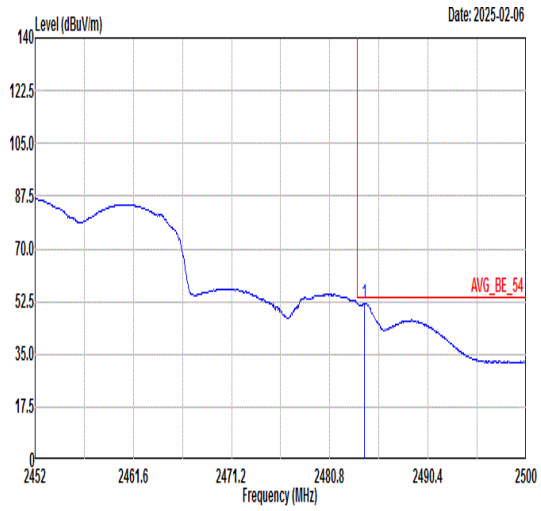 Freq Level Limit Line Margin (dB) Read Level Ant Factor Cable Loss Preamp Factor APos TPos Remark MHz dBuV/m dBuV/m dBuV dB/m dB dB cm deg 1 2484.21 51.69 54.00 -2.31 49.54 30.80 5.46 34.11 123 14 AVERAGE	Blank

Mode	43	
	Band Edge - L	
	2400-2483.5_802.11ax HE40_CH07_Full RU_2442MHz	
ANT	STBC 10+11	
Pol.	Horizontal	Fundamental
Peak	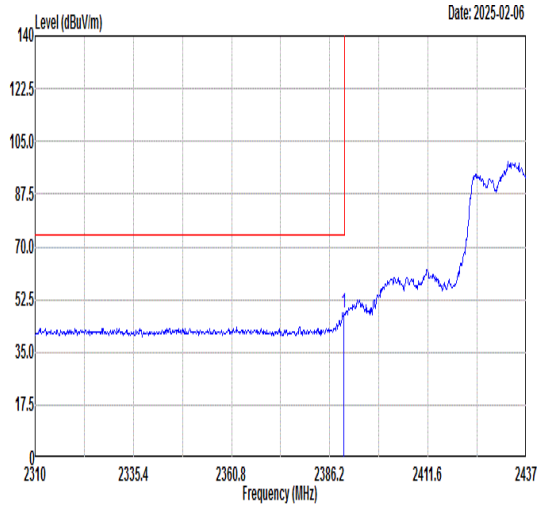 Freq Level Limit Line Margin (dB) Read Level Ant Factor Cable Loss Preamp Factor APos TPos Remark MHz dBuV/m dBuV/m dBuV dB/m dB dB cm deg 1 2389.88 48.28 74.00 -25.72 46.28 30.78 5.36 34.14 308 360 PEAK	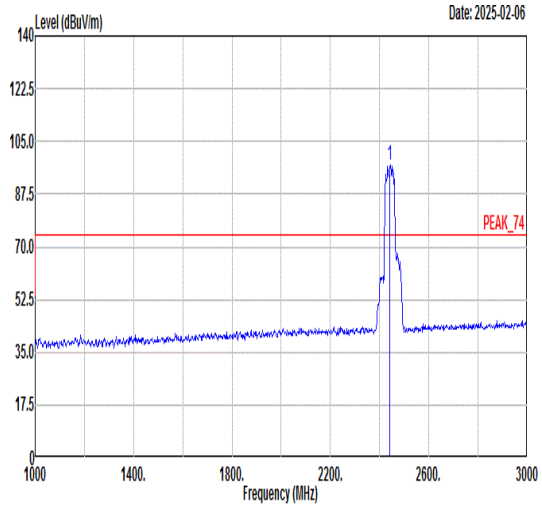 Freq Level Limit Line Margin (dB) Read Level Ant Factor Cable Loss Preamp Factor APos TPos Remark MHz dBuV/m dBuV/m dBuV dB/m dB dB cm deg 1 2442.00 97.20 ------ ------ 95.11 30.79 5.42 34.12 308 360 PEAK
Avg	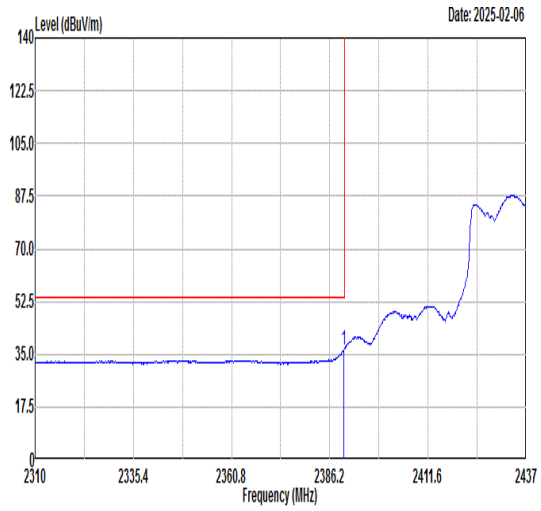 Freq Level Limit Line Margin (dB) Read Level Ant Factor Cable Loss Preamp Factor APos TPos Remark MHz dBuV/m dBuV/m dBuV dB/m dB dB cm deg 1 2389.88 36.61 54.00 -17.39 34.61 30.78 5.36 34.14 308 360 AVERAGE	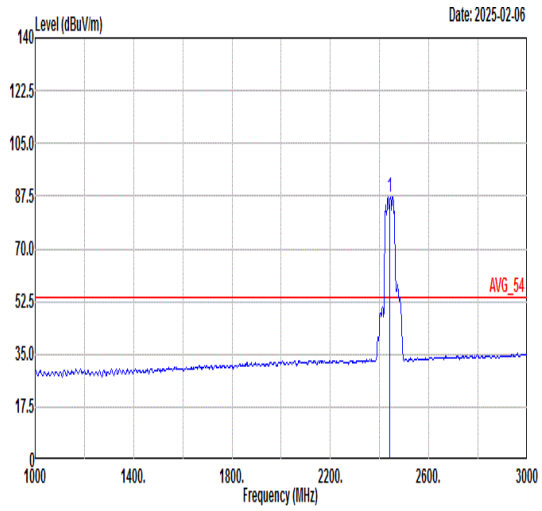 Freq Level Limit Line Margin (dB) Read Level Ant Factor Cable Loss Preamp Factor APos TPos Remark MHz dBuV/m dBuV/m dBuV dB/m dB dB cm deg 1 2442.00 87.23 ------ ------ 85.17 30.79 5.40 34.13 308 360 AVERAGE

Mode	43	
	Band Edge - R	
	2400-2483.5_802.11ax HE40_CH07_Full RU_2442MHz	
ANT	STBC 10+11	
Pol.	Horizontal	Fundamental
Peak	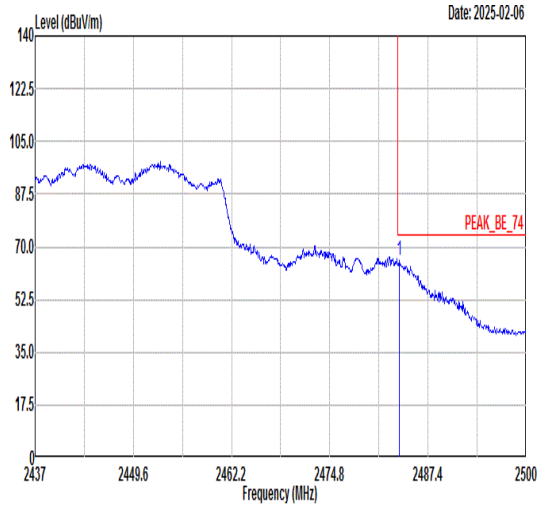 Freq Level Limit Line Margin (dB) Read Level Ant Factor Cable Loss Preamp Factor APos TPos Remark MHz dBuV/m dBuV/m dBuV dB/m dB dB cm deg 1 2483.75 65.72 74.00 -8.28 63.57 30.80 5.46 34.11 308 360 PEAK	Blank
Avg	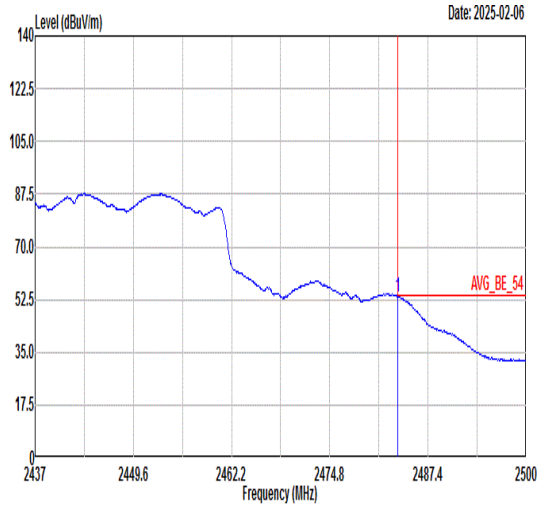 Freq Level Limit Line Margin (dB) Read Level Ant Factor Cable Loss Preamp Factor APos TPos Remark MHz dBuV/m dBuV/m dBuV dB/m dB dB cm deg 1 2483.56 53.50 54.00 -0.50 51.35 30.80 5.46 34.11 308 360 AVERAGE	Blank

Mode	43	
	Band Edge - L	
	2400-2483.5_802.11ax HE40_CH07_Full RU_2442MHz	
ANT	STBC 10+11	
Pol.	Vertical	Fundamental
Peak	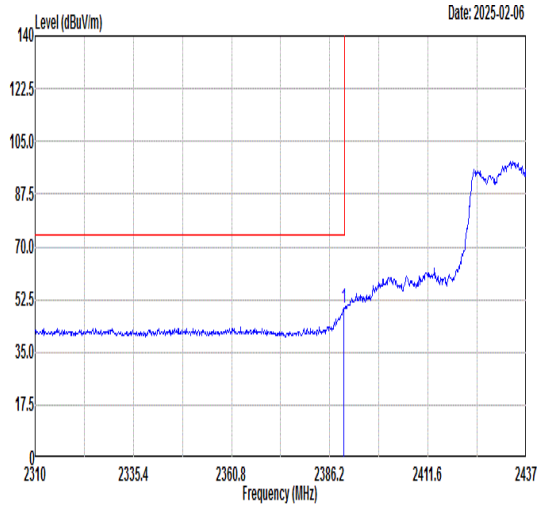 Freq Level Limit Line Margin (dB) Read Level Ant Factor Cable Loss Preamp Factor APos TPos Remark MHz dBuV/m dBuV/m dBuV dB/m dB dB cm deg 1 2389.76 49.75 74.00 -24.25 47.75 30.78 5.36 34.14 101 114 PEAK	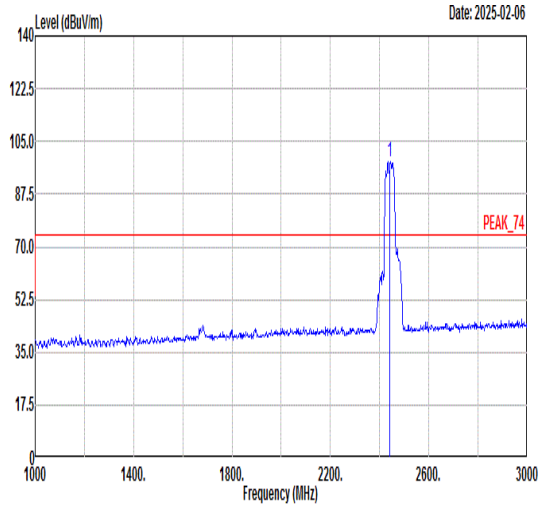 Freq Level Limit Line Margin (dB) Read Level Ant Factor Cable Loss Preamp Factor APos TPos Remark MHz dBuV/m dBuV/m dBuV dB/m dB dB cm deg 1 2442.00 98.33 ------ ------ 96.24 30.79 5.42 34.12 101 114 PEAK
Avg	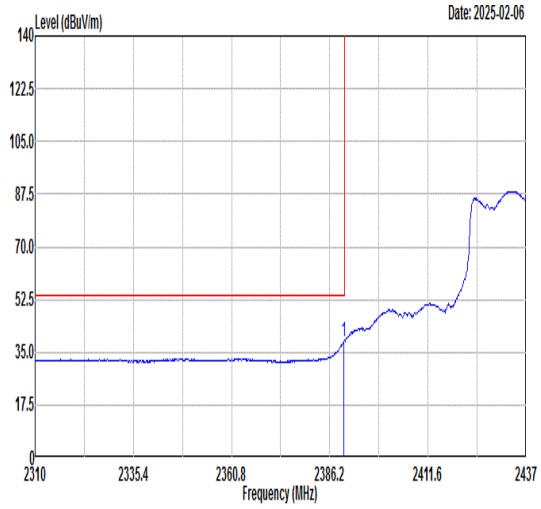 Freq Level Limit Line Margin (dB) Read Level Ant Factor Cable Loss Preamp Factor APos TPos Remark MHz dBuV/m dBuV/m dBuV dB/m dB dB cm deg 1 2389.88 38.74 54.00 -15.26 36.74 30.78 5.36 34.14 101 114 AVERAGE	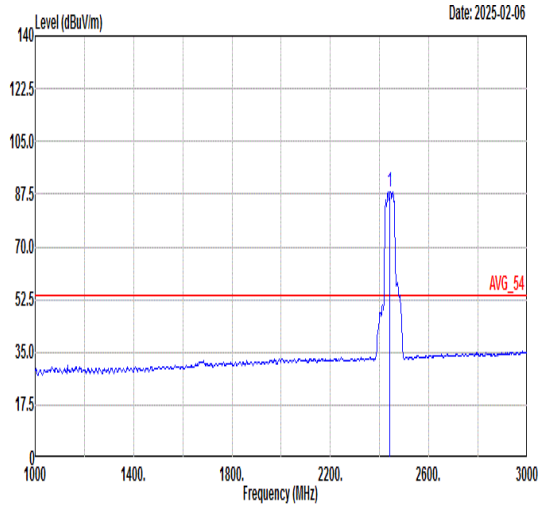 Freq Level Limit Line Margin (dB) Read Level Ant Factor Cable Loss Preamp Factor APos TPos Remark MHz dBuV/m dBuV/m dBuV dB/m dB dB cm deg 1 2442.00 88.35 ------ ------ 86.26 30.79 5.42 34.12 101 114 AVERAGE

Mode	43	
	Band Edge - R	
	2400-2483.5_802.11ax HE40_CH07_Full RU_2442MHz	
ANT	STBC 10+11	
Pol.	Vertical	Fundamental
Peak	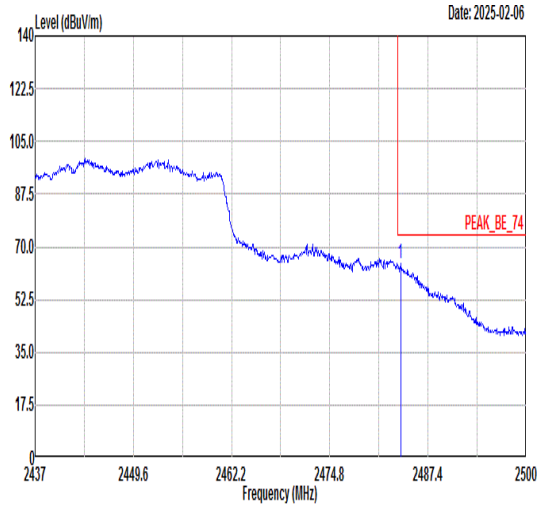 Freq Level Limit Line Margin (dB) Read Level Ant Factor Cable Loss Preamp Factor APos TPos Remark MHz dBuV/m dBuV/m dBuV dB/m dB dB cm deg 1 2483.87 64.20 74.00 -9.80 62.05 30.80 5.46 34.11 101 114 PEAK	Blank
Avg	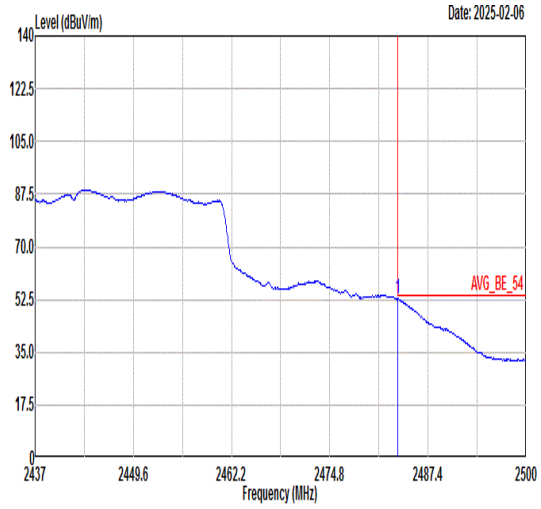 Freq Level Limit Line Margin (dB) Read Level Ant Factor Cable Loss Preamp Factor APos TPos Remark MHz dBuV/m dBuV/m dBuV dB/m dB dB cm deg 1 2483.56 52.81 54.00 -1.19 50.66 30.80 5.46 34.11 101 114 AVERAGE	Blank

Mode	44	
	Band Edge	
	2400-2483.5_802.11ax HE20_CH02_Full RU_2417MHz	
ANT	STBC 10+11	
Pol.	Horizontal	Fundamental
Peak	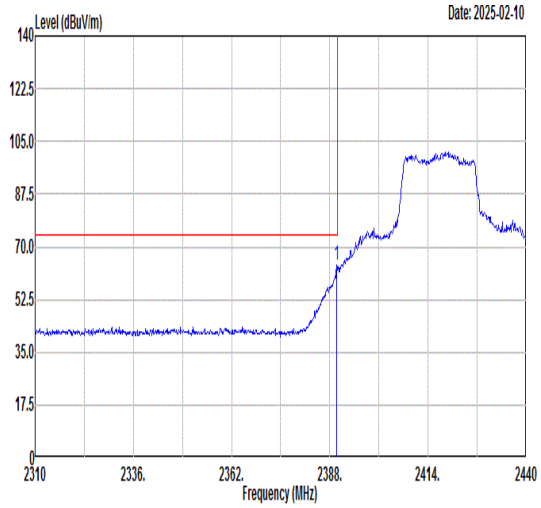 Freq Level Limit Line Margin (dB) Read Level Ant Factor Cable Loss Preamp Factor APos TPos Remark 1 2389.82 64.08 74.00 -9.92 62.08 30.78 5.36 34.14 260 172 PEAK	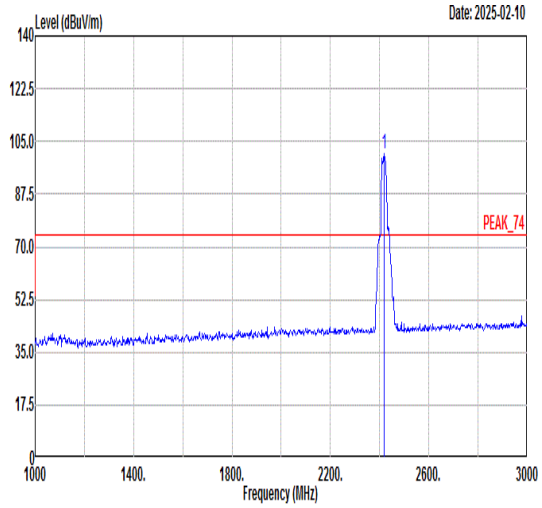 Freq Level Limit Line Margin (dB) Read Level Ant Factor Cable Loss Preamp Factor APos TPos Remark 1 2417.00 100.68 ------ ------ 98.64 30.78 5.39 34.13 260 172 PEAK
Avg	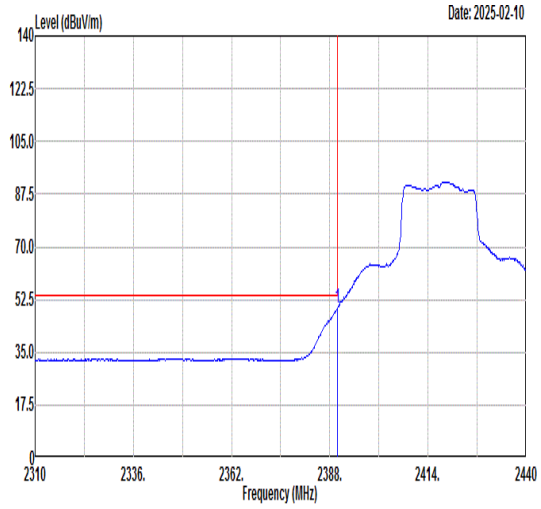 Freq Level Limit Line Margin (dB) Read Level Ant Factor Cable Loss Preamp Factor APos TPos Remark 1 2389.95 49.60 54.00 -4.40 47.60 30.78 5.36 34.14 260 172 AVERAGE	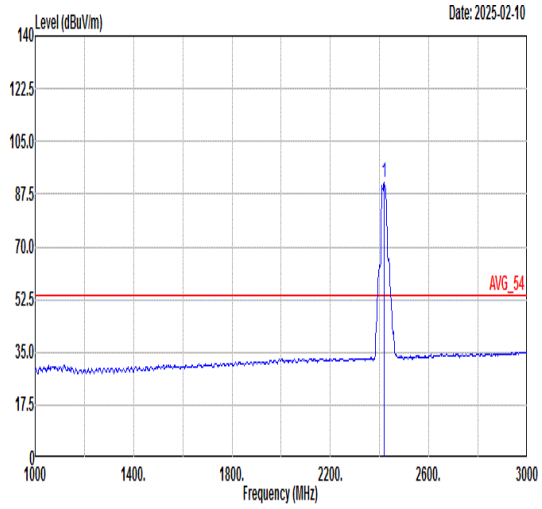 Freq Level Limit Line Margin (dB) Read Level Ant Factor Cable Loss Preamp Factor APos TPos Remark 1 2417.00 91.37 ------ ------ 89.33 30.78 5.39 34.13 260 172 AVERAGE

Mode	44	
	Band Edge	
	2400-2483.5_802.11ax HE20_CH02_Full RU_2417MHz	
ANT	STBC 10+11	
Pol.	Vertical	Fundamental
Peak	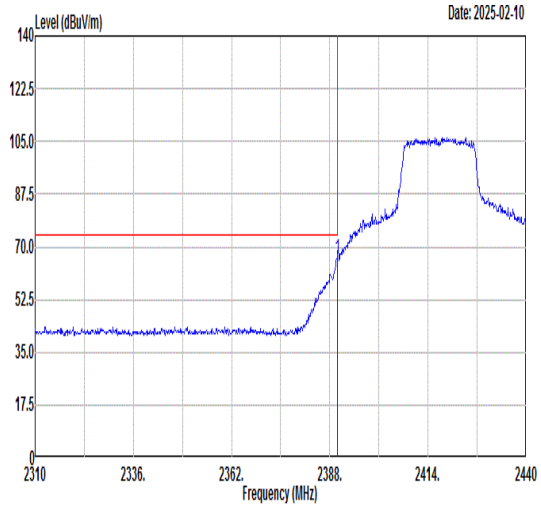 Freq Level Limit Line Margin (dB) Read Level Ant Factor Cable Loss Preamp Factor APos TPos Remark MHz dBuV/m dBuV/m dBuV dB/m dB dB cm deg 1 2389.95 65.96 74.00 -8.04 63.96 30.78 5.36 34.14 167 241 PEAK	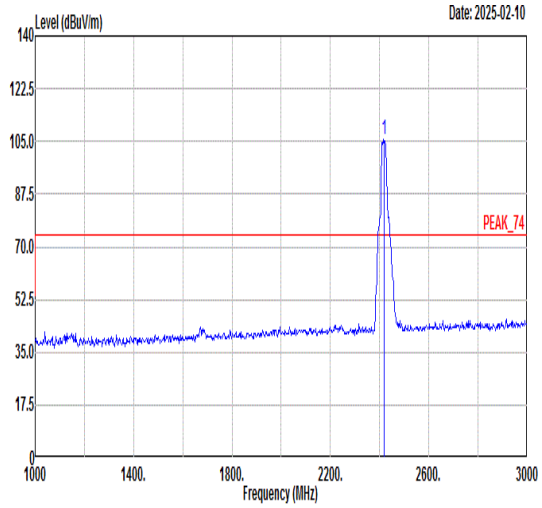 Freq Level Limit Line Margin (dB) Read Level Ant Factor Cable Loss Preamp Factor APos TPos Remark MHz dBuV/m dBuV/m dBuV dB/m dB dB cm deg 1 2417.00 105.41 ------ ------ 103.38 30.78 5.38 34.13 167 241 PEAK
Avg	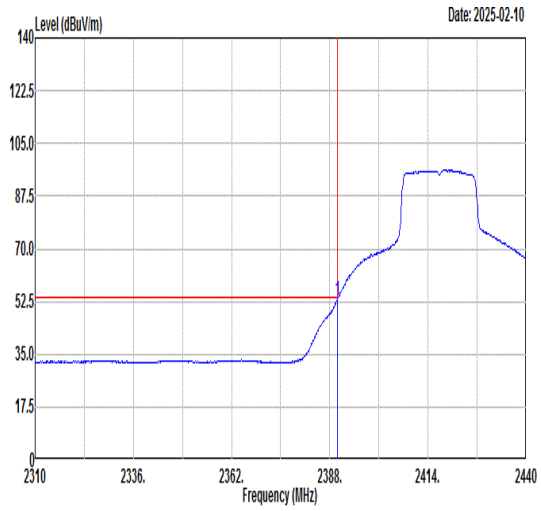 Freq Level Limit Line Margin (dB) Read Level Ant Factor Cable Loss Preamp Factor APos TPos Remark MHz dBuV/m dBuV/m dBuV dB/m dB dB cm deg 1 2389.95 52.94 54.00 -1.06 50.94 30.78 5.36 34.14 167 241 AVERAGE	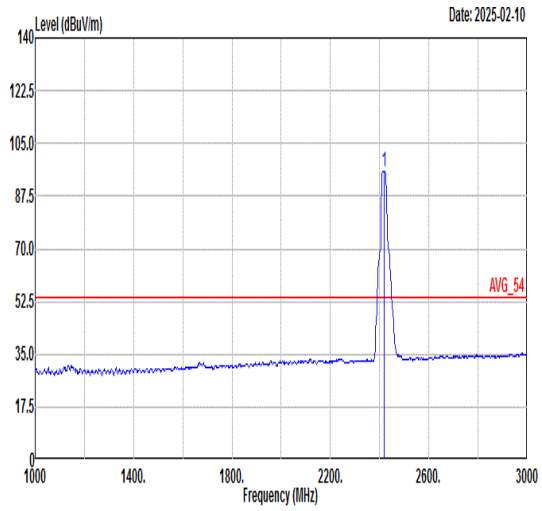 Freq Level Limit Line Margin (dB) Read Level Ant Factor Cable Loss Preamp Factor APos TPos Remark MHz dBuV/m dBuV/m dBuV dB/m dB dB cm deg 1 2417.00 95.82 ------ ------ 93.78 30.78 5.39 34.13 167 241 AVERAGE

Mode	45	
	Band Edge - L	
	2400-2483.5_802.11ax HE40_CH09_Full RU_2452MHz+LTE B48 Link_CO_TX	
ANT	STBC 10+11	
Pol.	Horizontal	Fundamental
Peak	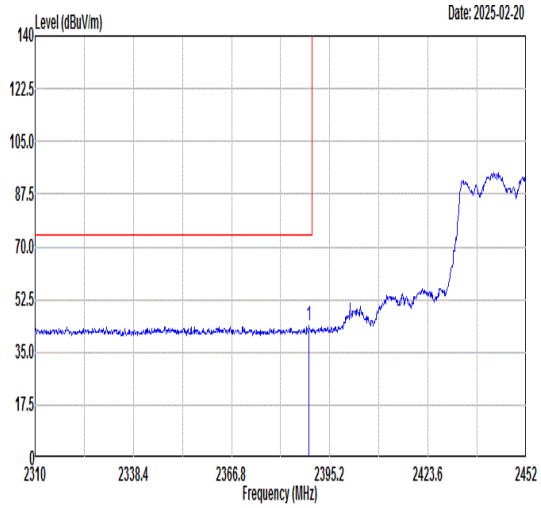 Freq Level Limit Line Margin (dB) Read Level Ant Factor Cable Loss Preamp Factor APos TPos Remark MHz dBuV/m dBuV/m dBuV dB/m dB dB cm deg 1 2389.24 43.82 74.00 -30.18 41.82 30.78 5.36 34.14 307 12 PEAK	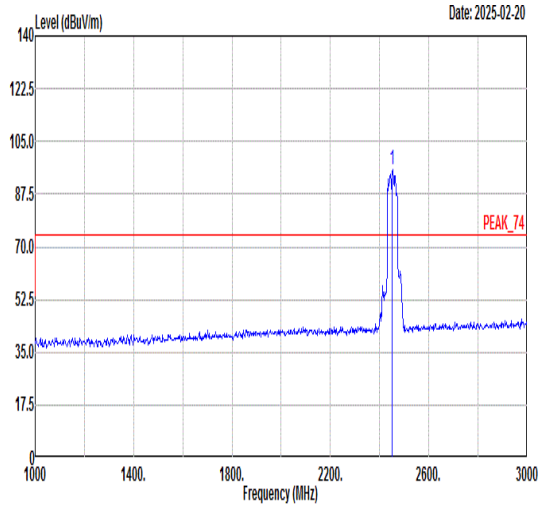 Freq Level Limit Line Margin (dB) Read Level Ant Factor Cable Loss Preamp Factor APos TPos Remark MHz dBuV/m dBuV/m dBuV dB/m dB dB cm deg 1 2452.00 95.77 ------ ------ 93.67 30.79 5.43 34.12 307 12 PEAK
Avg	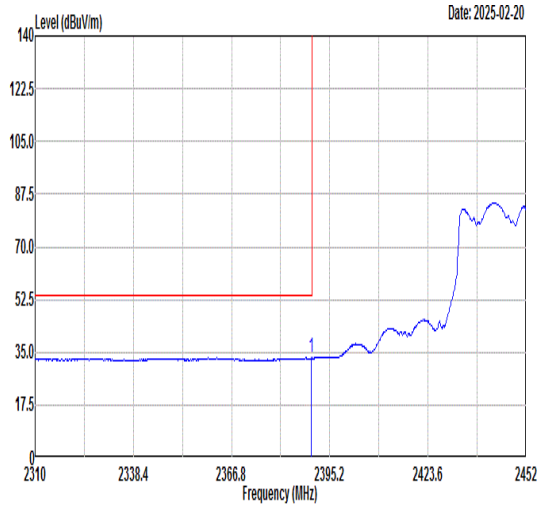 Freq Level Limit Line Margin (dB) Read Level Ant Factor Cable Loss Preamp Factor APos TPos Remark MHz dBuV/m dBuV/m dBuV dB/m dB dB cm deg 1 2389.95 33.07 54.00 -20.93 31.07 30.78 5.36 34.14 307 12 AVERAGE	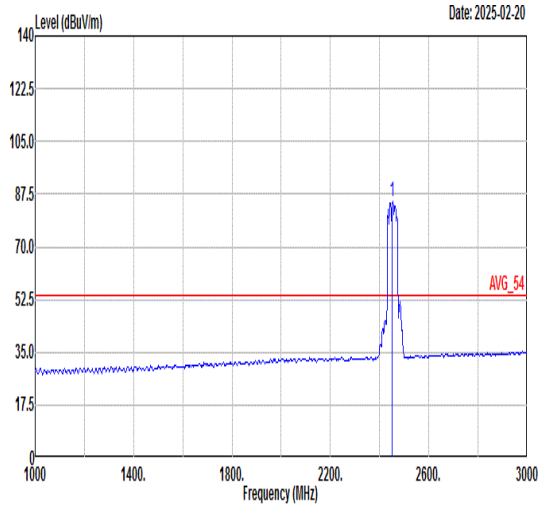 Freq Level Limit Line Margin (dB) Read Level Ant Factor Cable Loss Preamp Factor APos TPos Remark MHz dBuV/m dBuV/m dBuV dB/m dB dB cm deg 1 2452.00 84.91 ------ ------ 82.81 30.79 5.43 34.12 307 12 AVERAGE

Mode	45	
	Band Edge - R	
	2400-2483.5_802.11ax HE40_CH09_Full RU_2452MHz+LTE B48 Link_CO_TX	
ANT	STBC 10+11	
Pol.	Horizontal	Fundamental
Peak	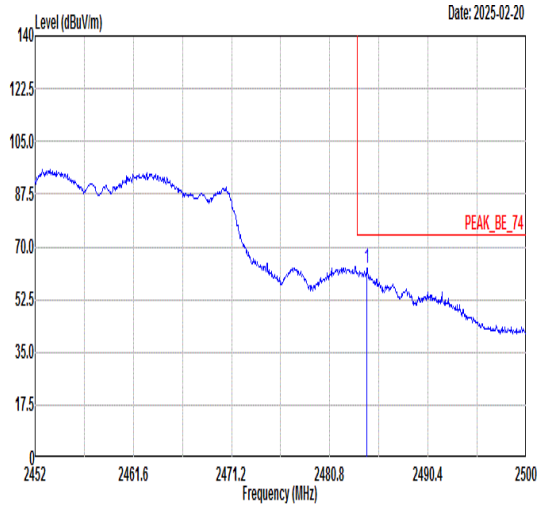 Freq Level Limit Line Margin (dB) Read Level Ant Factor Cable Loss Preamp Factor APos TPos Remark MHz dBuV/m dBuV/m dBuV dB/m dB dB cm deg 1 2484.45 62.87 74.00 -11.13 60.72 30.80 5.46 34.11 307 12 PEAK	Blank
Avg	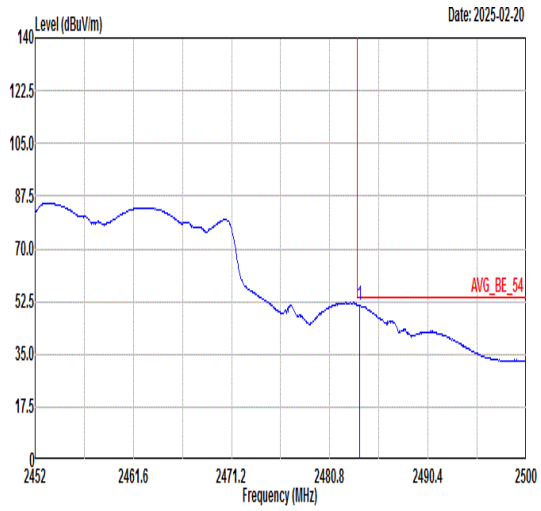 Freq Level Limit Line Margin (dB) Read Level Ant Factor Cable Loss Preamp Factor APos TPos Remark MHz dBuV/m dBuV/m dBuV dB/m dB dB cm deg 1 2483.73 51.45 54.00 -2.55 49.30 30.80 5.46 34.11 307 12 AVERAGE	Blank

Mode	45	
	Band Edge - L	
	2400-2483.5_802.11ax HE40_CH09_Full RU_2452MHz+LTE B48 Link_CO_TX	
ANT	STBC 10+11	
Pol.	Vertical	Fundamental
Peak	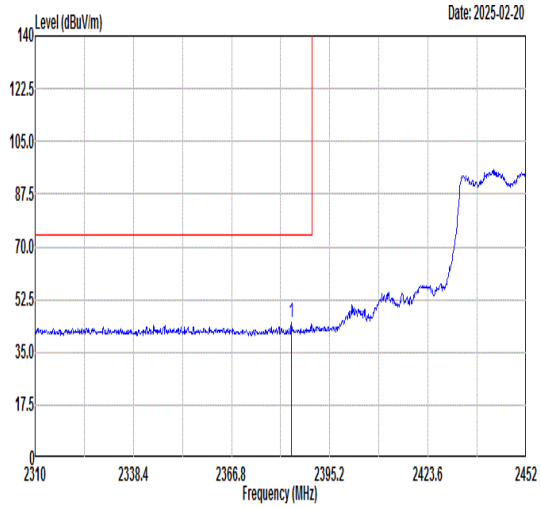 Freq Level Limit Line Margin (dB) Read Level Ant Factor Cable Loss Preamp Factor APos TPos Remark MHz dBuV/m dBuV/m dBuV dB/m dB dB cm deg 1 2384.12 45.16 74.00 -28.84 43.18 30.78 5.35 34.15 100 89 PEAK	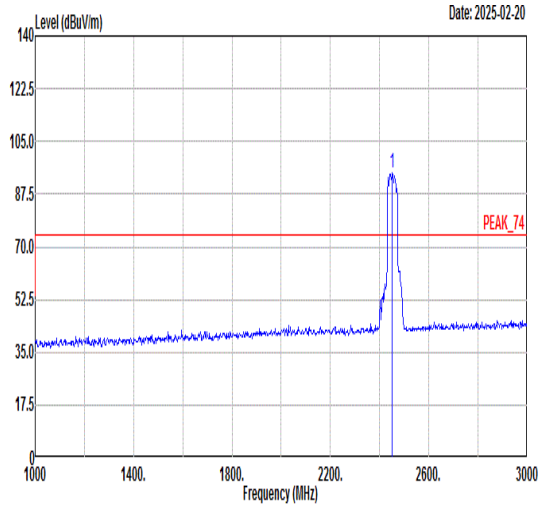 Freq Level Limit Line Margin (dB) Read Level Ant Factor Cable Loss Preamp Factor APos TPos Remark MHz dBuV/m dBuV/m dBuV dB/m dB dB cm deg 1 2452.00 94.34 ------ ------ 92.25 30.79 5.42 34.12 100 89 PEAK
Avg	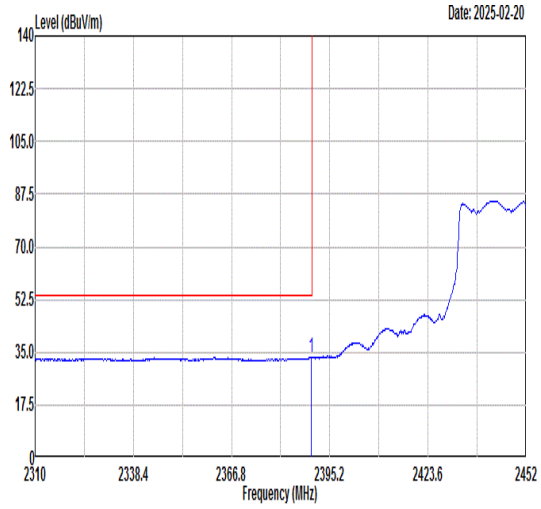 Freq Level Limit Line Margin (dB) Read Level Ant Factor Cable Loss Preamp Factor APos TPos Remark MHz dBuV/m dBuV/m dBuV dB/m dB dB cm deg 1 2389.80 33.55 54.00 -20.45 31.55 30.78 5.36 34.14 100 89 AVERAGE	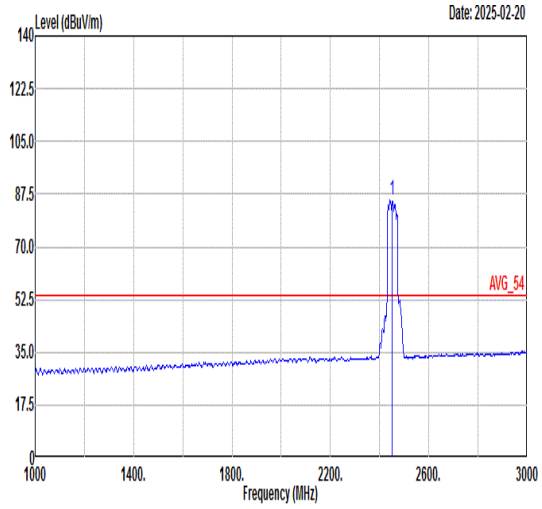 Freq Level Limit Line Margin (dB) Read Level Ant Factor Cable Loss Preamp Factor APos TPos Remark MHz dBuV/m dBuV/m dBuV dB/m dB dB cm deg 1 2452.00 85.33 ------ ------ 83.25 30.79 5.41 34.12 100 89 AVERAGE

Mode	45	
	Band Edge - R	
	2400-2483.5_802.11ax HE40_CH09_Full RU_2452MHz+LTE B48 Link_CO_TX	
ANT	STBC 10+11	
Pol.	Vertical	Fundamental
Peak	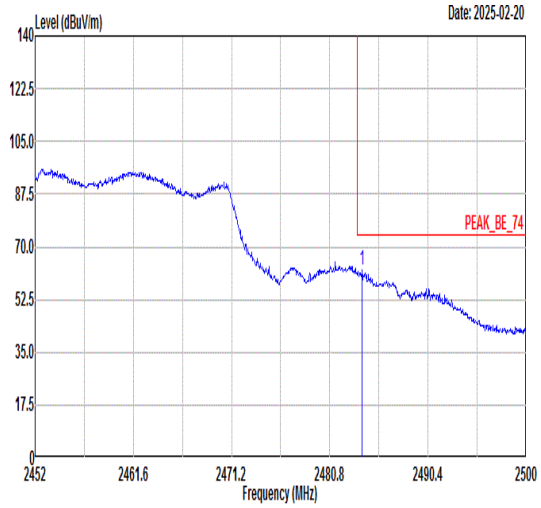 Freq Level Limit Line Margin (dB) Read Level Ant Factor Cable Loss Preamp Factor APos TPos Remark MHz dBuV/m dBuV/m dBuV dB/m dB dB cm deg 1 2483.97 62.14 74.00 -11.86 59.99 30.80 5.46 34.11 100 89 PEAK	Blank
Avg	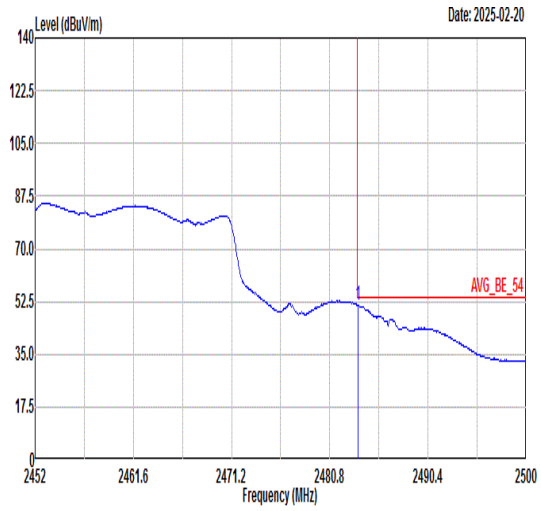 Freq Level Limit Line Margin (dB) Read Level Ant Factor Cable Loss Preamp Factor APos TPos Remark MHz dBuV/m dBuV/m dBuV dB/m dB dB cm deg 1 2483.54 51.35 54.00 -2.65 49.20 30.80 5.46 34.11 100 89 AVERAGE	Blank

Mode	45	
	Harmonic	
	2400-2483.5_802.11ax HE40_CH09_Full RU_2452MHz+LTE B48 Link_CO_TX	
ANT	STBC 10+11	
Pol.	Horizontal	Vertical
Peak Avg	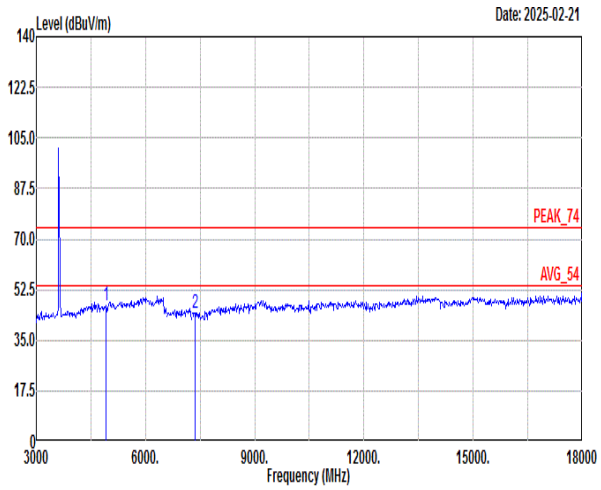 Freq Level Limit Line Margin Read Level Ant Factor Cable Loss Preamp Factor APos TPos Remark MHz dBuV/m dBuV/m dB dBuV dB/m dB dB cm deg 1 4904.00 46.96 74.00 -27.04 35.28 36.55 8.63 33.50 --- --- Peak 2 7356.00 44.33 74.00 -29.67 31.64 36.84 10.18 34.33 --- --- Peak	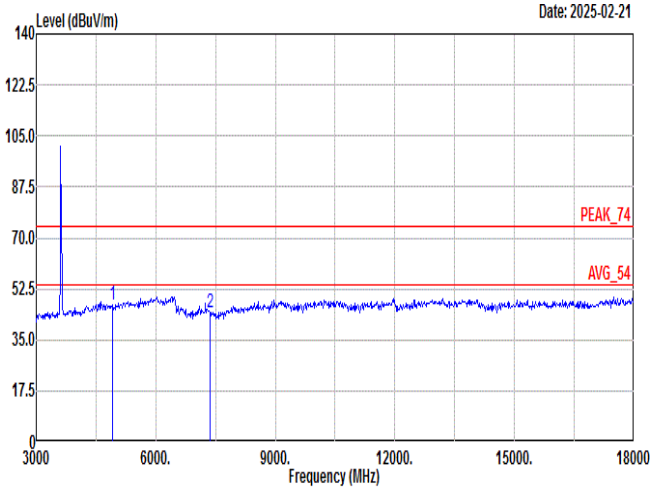 Freq Level Limit Line Margin Read Level Ant Factor Cable Loss Preamp Factor APos TPos Remark MHz dBuV/m dBuV/m dB dBuV dB/m dB dB cm deg 1 4904.00 46.93 74.00 -27.07 35.25 36.55 8.63 33.50 --- --- Peak 2 7356.00 44.53 74.00 -29.47 31.84 36.84 10.18 34.33 --- --- Peak

Remark: All signals exceeding the limit are fundamental frequency signals and can be ignored.

Appendix D. Duty Cycle Plots

ANT 10:

Band	Duty Cycle(%)	T(ms)	1/T(kHz)	VBW Setting
802.11b	100	-	-	10Hz
802.11g	100	-	-	10Hz
802.11ax HE20	100	-	-	10Hz
802.11ax HE40	100	-	-	10Hz

802.11b

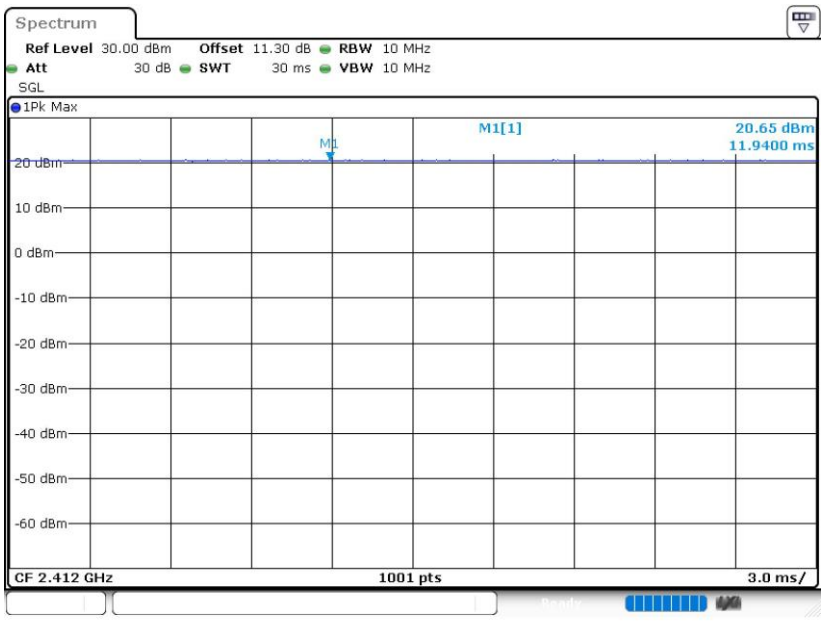

802.11g

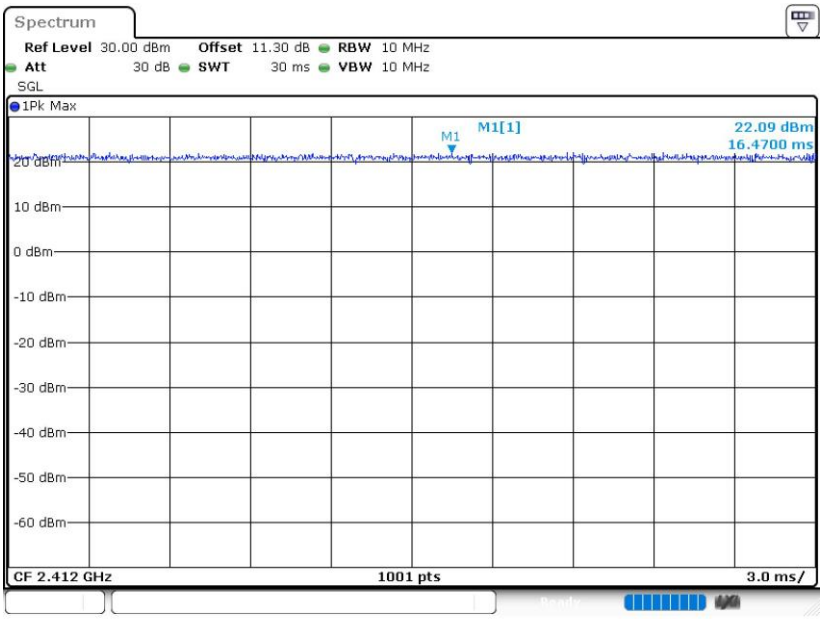

802.11ax HE20

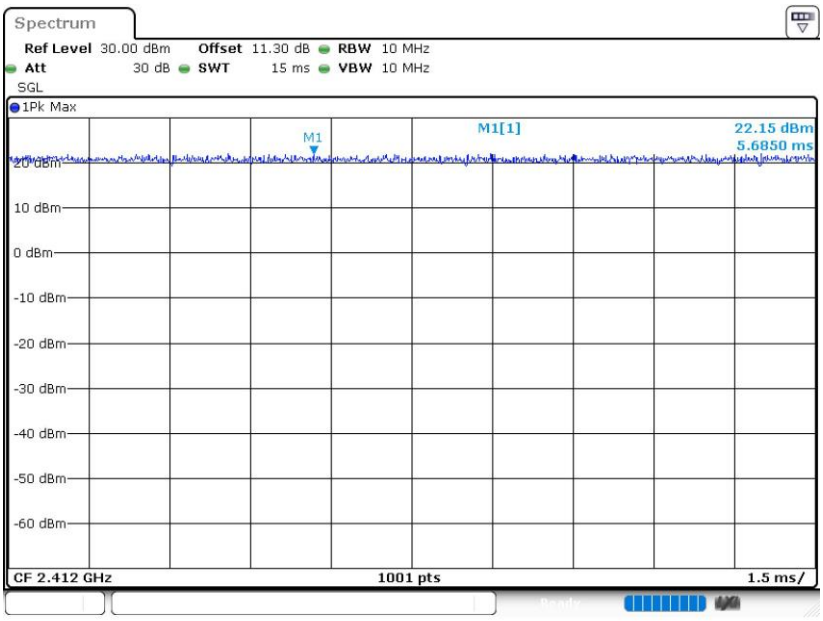

802.11ax HE40

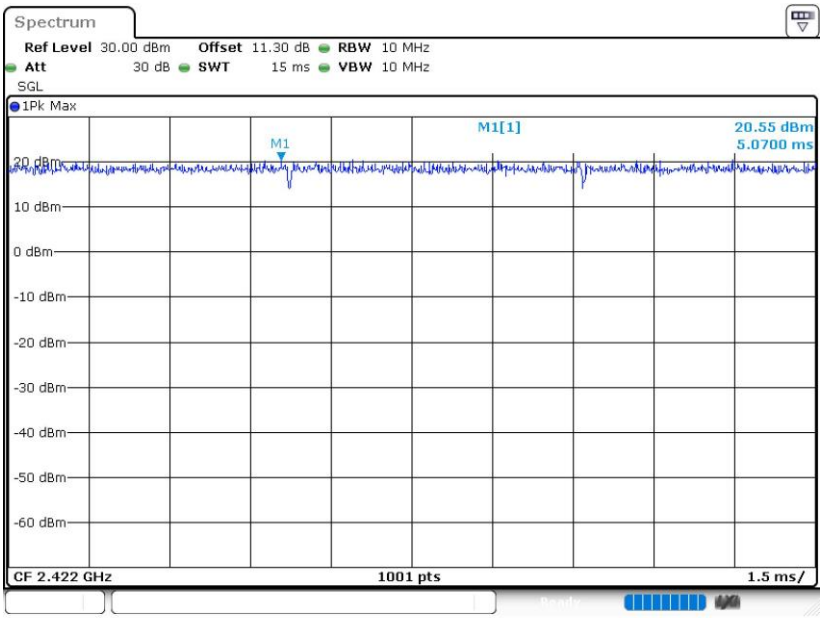

ANT 11:

Band	Duty Cycle(%)	T(ms)	1/T(kHz)	VBW Setting
802.11b	100	-	-	10Hz
802.11g	100	-	-	10Hz
802.11ax HE20	100	-	-	10Hz
802.11ax HE40	100	-	-	10Hz

802.11b

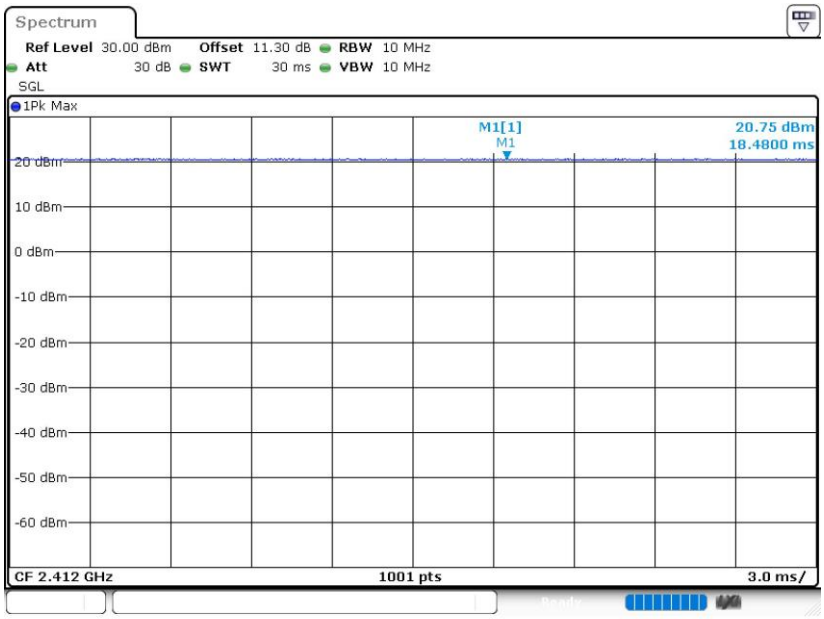

802.11g

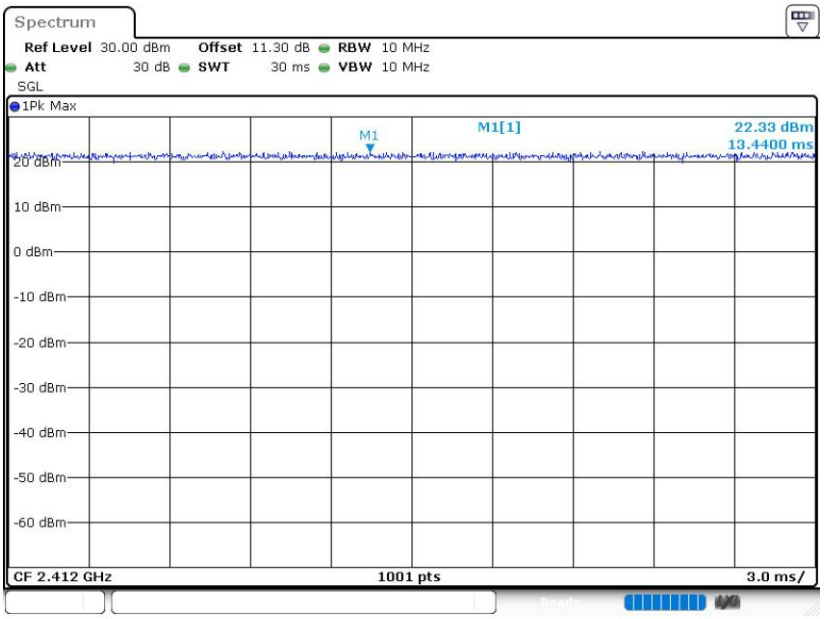

802.11ax HE20

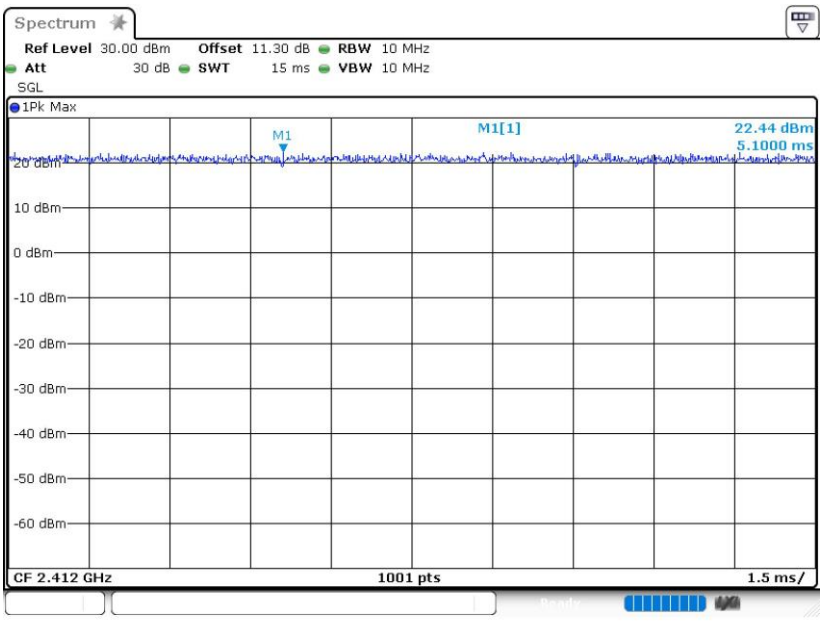
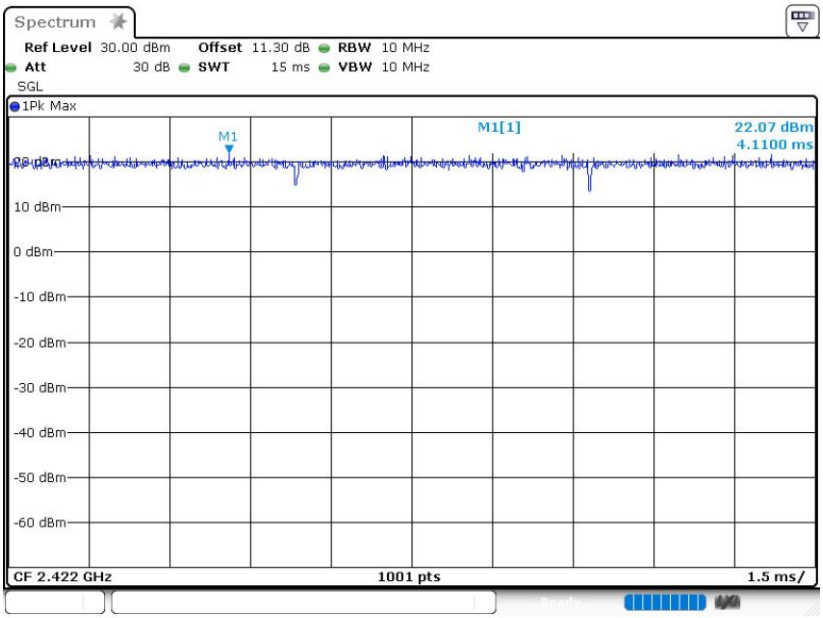
802.11ax HE40