Mode	32	
	Band Edge	
	U-NII-3_5.725-5.85_802.11a_CH149_5745MHz	
ANT	STBC 10+11	
Pol.	Horizontal	Fundamental
Peak	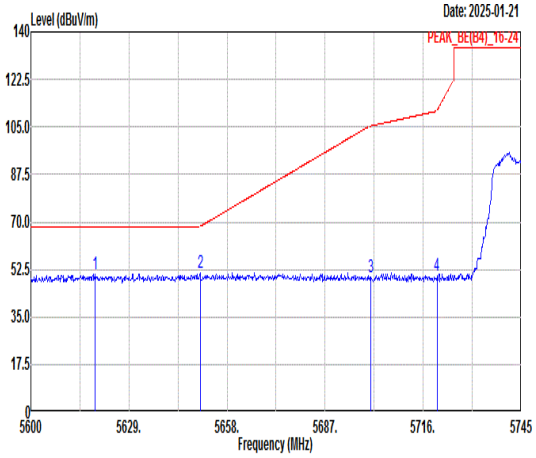 Freq Level Limit Line Margin (dB) Read Level Ant Factor Cable Loss Preamp Factor APos TPos Remark 1 5619.00 50.98 68.30 -17.32 38.18 36.42 9.80 33.42 343 0 PEAK 2 5650.03 51.15 68.32 -17.17 38.27 36.45 9.86 33.43 343 0 PEAK 3 5700.49 49.90 105.34 -55.44 36.87 36.50 9.97 33.44 343 0 PEAK 4 5720.06 50.09 110.94 -60.85 37.00 36.52 10.01 33.44 343 0 PEAK	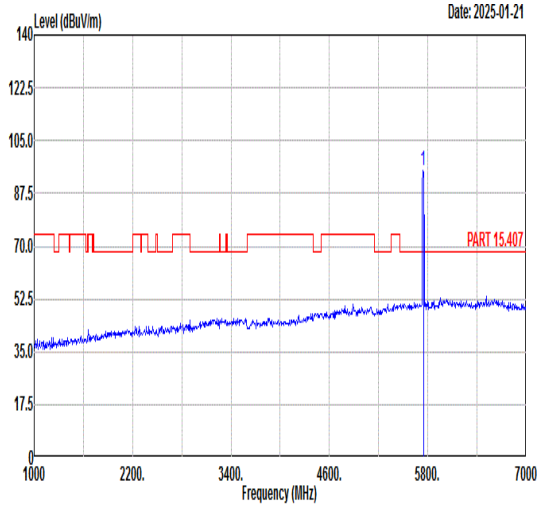 Freq Level Limit Line Margin (dB) Read Level Ant Factor Cable Loss Preamp Factor APos TPos Remark 1 5745.00 95.01 ------ ------ 81.87 36.54 10.05 33.45 343 0 PEAK
Avg	Blank	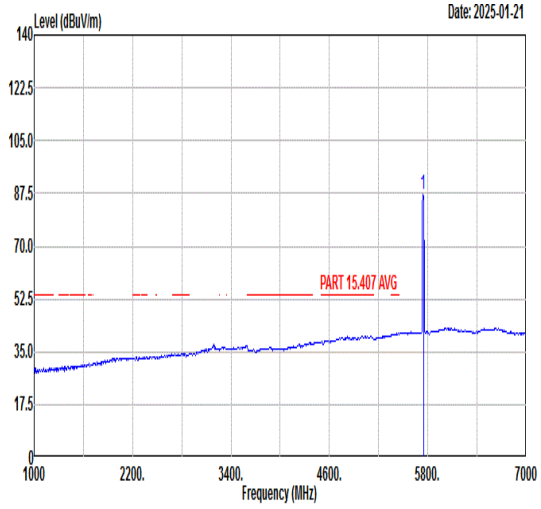 Freq Level Limit Line Margin (dB) Read Level Ant Factor Cable Loss Preamp Factor APos TPos Remark 1 5745.00 87.22 ------ ------ 74.08 36.54 10.05 33.45 343 0 AVERAGE

Mode	32	
	Band Edge	
	U-NII-3_5.725-5.85_802.11a_CH149_5745MHz	
ANT	STBC 10+11	
Pol.	Vertical	Fundamental
Peak	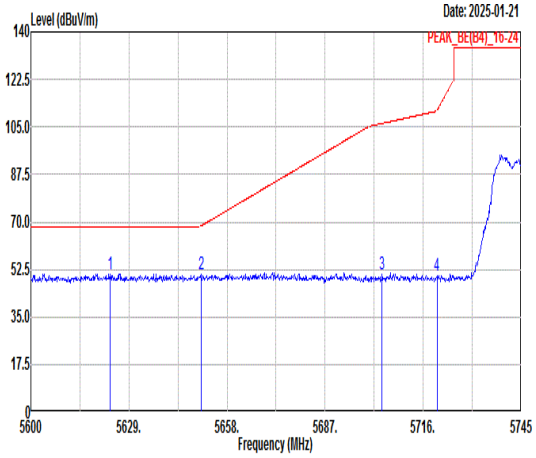 Freq Level Limit Line Margin (dB) Read Level Ant Factor Cable Loss Preamp Factor APos TPos Remark MHz dBuV/m dBuV/m dBuV dB/m dB dB cm deg 1 5623.49 50.86 68.30 -17.44 38.05 36.42 9.81 33.42 307 22 PEAK 2 5650.32 50.82 68.53 -17.71 37.94 36.45 9.86 33.43 307 22 PEAK 3 5703.82 50.88 106.27 -55.39 37.85 36.50 9.97 33.44 307 22 PEAK 4 5720.06 50.36 110.94 -60.58 37.27 36.52 10.01 33.44 307 22 PEAK	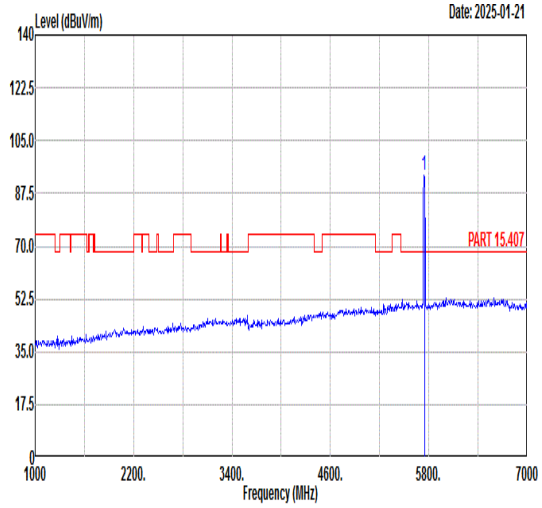 Freq Level Limit Line Margin (dB) Read Level Ant Factor Cable Loss Preamp Factor APos TPos Remark MHz dBuV/m dBuV/m dBuV dB/m dB dB cm deg 1 5745.00 93.35 ------ ------ 80.21 36.54 10.05 33.45 307 22 PEAK
Avg	Blank	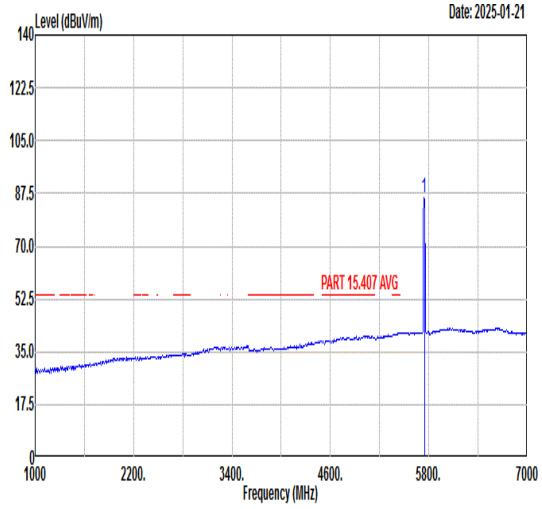 Freq Level Limit Line Margin (dB) Read Level Ant Factor Cable Loss Preamp Factor APos TPos Remark MHz dBuV/m dBuV/m dBuV dB/m dB dB cm deg 1 5745.00 86.16 ------ ------ 73.02 36.54 10.05 33.45 307 22 AVERAGE

Mode	32	
	Harmonic	
	U-NII-3_5.725-5.85_802.11a_CH149_5745MHz	
ANT	STBC 10+11	
Pol.	Horizontal	Vertical
Peak Avg	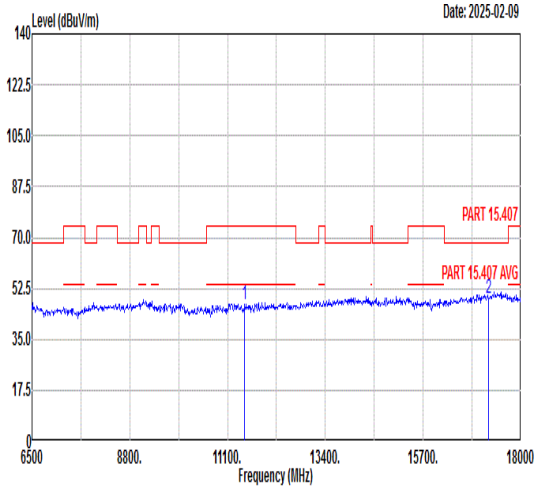 Freq Level Limit Line Margin Read Level Ant Factor Cable Loss Preamp Factor APos TPos Remark MHz dBuV/m dBuV/m dB dBuV dB/m dB dB cm deg 1 11490.00 46.93 74.00 -27.07 58.71 39.19 12.87 63.84 --- --- Peak 2 17235.00 49.38 68.30 -18.92 56.16 42.56 15.72 65.06 --- --- Peak	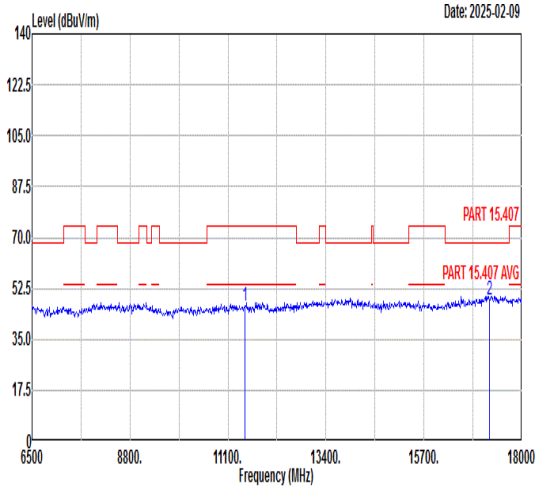 Freq Level Limit Line Margin Read Level Ant Factor Cable Loss Preamp Factor APos TPos Remark MHz dBuV/m dBuV/m dB dBuV dB/m dB dB cm deg 1 11490.00 46.62 74.00 -27.38 58.40 39.19 12.87 63.84 --- --- Peak 2 17235.00 48.76 68.30 -19.54 55.54 42.56 15.72 65.06 --- --- Peak

Mode	33	
	Harmonic	
	U-NII-3_5.725-5.85_802.11a_CH157_5785MHz	
ANT	STBC 10+11	
Pol.	Horizontal	Vertical
Peak Avg	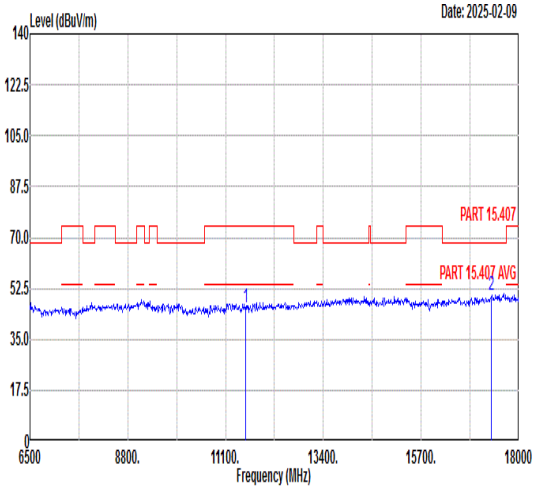 Freq Level Limit Line Margin Read Level Ant Factor Cable Loss Preamp Factor APos TPos Remark MHz dBuV/m dBuV/m dB dBuV dB/m dB dB cm deg 1 11570.00 45.96 74.00 -28.04 57.65 39.28 12.93 63.90 --- --- Peak 2 17355.00 50.30 68.30 -18.00 56.99 42.69 15.81 65.19 --- --- Peak	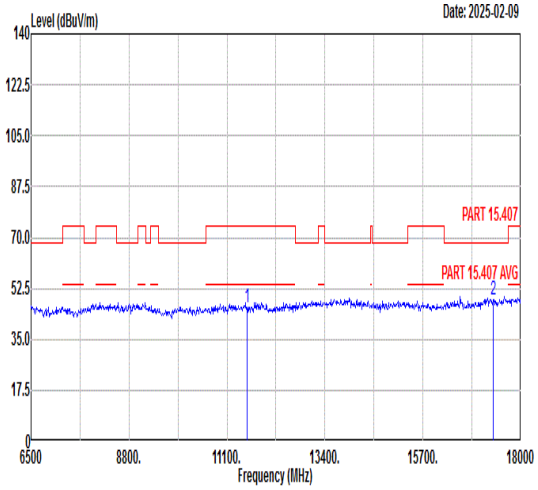 Freq Level Limit Line Margin Read Level Ant Factor Cable Loss Preamp Factor APos TPos Remark MHz dBuV/m dBuV/m dB dBuV dB/m dB dB cm deg 1 11570.00 45.88 74.00 -28.12 57.57 39.28 12.93 63.90 --- --- Peak 2 17355.00 48.71 68.30 -19.59 55.40 42.69 15.81 65.19 --- --- Peak

Mode	34	
	Band Edge	
	U-NII-3_5.725-5.85_802.11a_CH165_5825MHz	
ANT	STBC 10+11	
Pol.	Horizontal	Fundamental
Peak	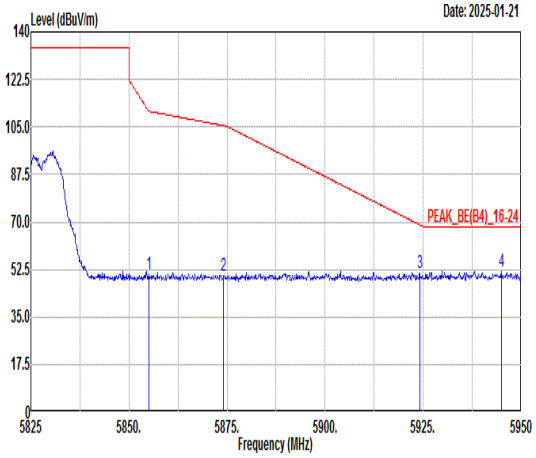 Freq Level Limit Line Margin (dB) Read Level Ant Factor Cable Loss Preamp Factor APos TPos Remark 1 5855.00 50.71 110.80 -60.09 37.24 36.65 10.29 33.47 132 0 PEAK 2 5874.13 50.10 105.44 -55.34 36.57 36.67 10.33 33.47 132 0 PEAK 3 5924.13 51.37 68.94 -17.57 37.69 36.72 10.44 33.48 132 0 PEAK 4 5944.88 51.74 68.30 -16.56 38.01 36.74 10.48 33.49 132 0 PEAK	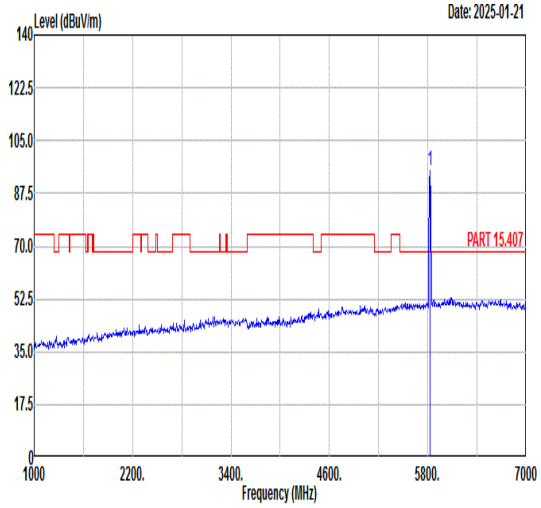 Freq Level Limit Line Margin (dB) Read Level Ant Factor Cable Loss Preamp Factor APos TPos Remark 1 5825.00 94.94 ------ ------ 81.54 36.63 10.24 33.47 132 0 PEAK
Avg	Blank	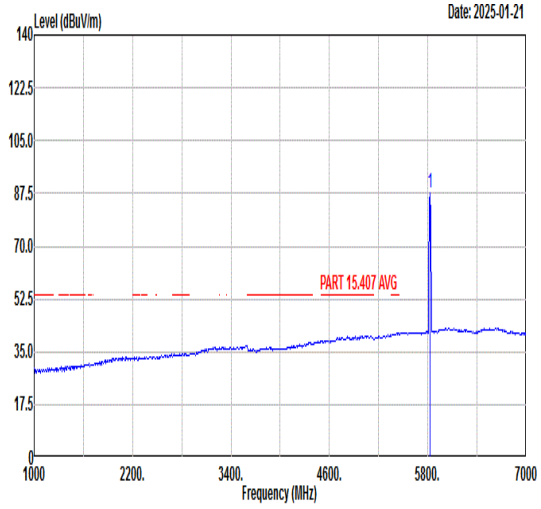 Freq Level Limit Line Margin (dB) Read Level Ant Factor Cable Loss Preamp Factor APos TPos Remark 1 5825.00 87.83 ------ ------ 74.43 36.63 10.24 33.47 132 0 AVERAGE

Mode	34	
	Band Edge	
	U-NII-3_5.725-5.85_802.11a_CH165_5825MHz	
ANT	STBC 10+11	
Pol.	Vertical	Fundamental
Peak	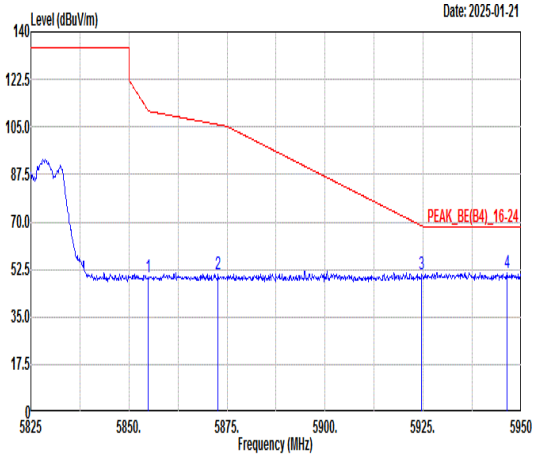 Freq Level Limit Line Margin (dB) Read Level Ant Factor Cable Loss Preamp Factor APos TPos Remark MHz dBuV/m dBuV/m dBuV dB/m dB dB cm deg 1 5854.88 49.42 111.08 -61.66 35.95 36.65 10.29 33.47 389 360 PEAK 2 5872.75 50.85 105.83 -54.98 37.32 36.67 10.33 33.47 389 360 PEAK 3 5924.63 50.83 68.58 -17.75 37.15 36.72 10.44 33.48 389 360 PEAK 4 5946.38 51.45 68.30 -16.85 37.71 36.75 10.48 33.49 389 360 PEAK	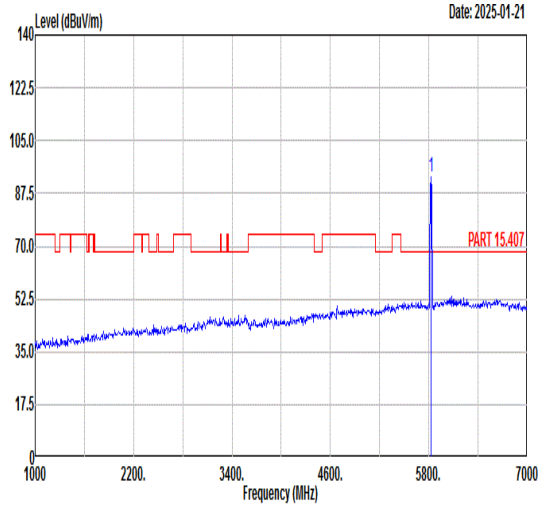 Freq Level Limit Line Margin (dB) Read Level Ant Factor Cable Loss Preamp Factor APos TPos Remark MHz dBuV/m dBuV/m dBuV dB/m dB dB cm deg 1 5825.00 92.73 ------ ------ 79.33 36.63 10.24 33.47 389 360 PEAK
Avg	Blank	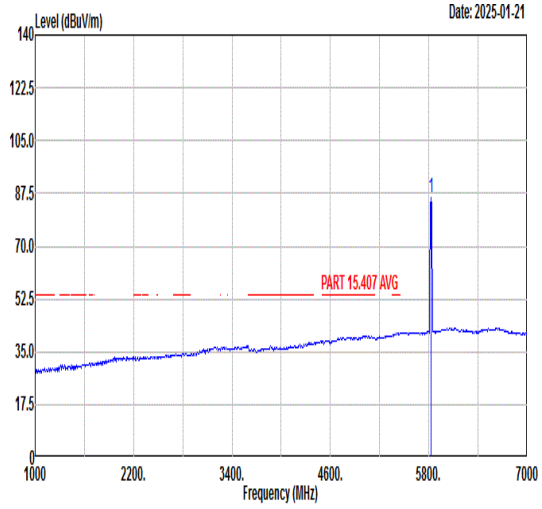 Freq Level Limit Line Margin (dB) Read Level Ant Factor Cable Loss Preamp Factor APos TPos Remark MHz dBuV/m dBuV/m dBuV dB/m dB dB cm deg 1 5825.00 85.97 ------ ------ 72.57 36.63 10.24 33.47 389 360 AVERAGE

Mode	34	
	Harmonic	
	U-NII-3_5.725-5.85_802.11a_CH165_5825MHz	
ANT	STBC 10+11	
Pol.	Horizontal	Vertical
Peak Avg	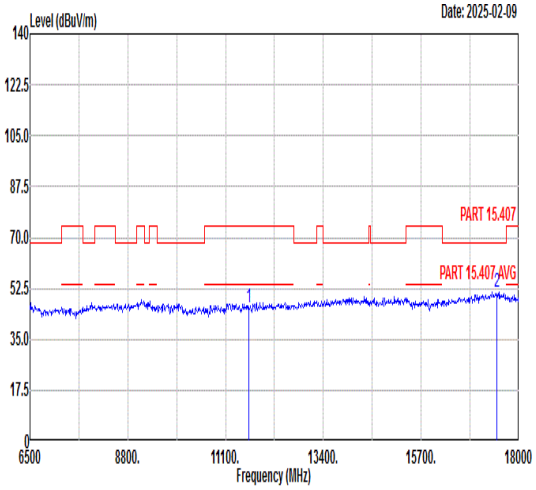 Freq Level Limit Line Margin Read Level Ant Factor Cable Loss Preamp Factor APos TPos Remark MHz dBuV/m dBuV/m dB dBuV dB/m dB dB cm deg 1 11650.00 45.89 74.00 -28.11 57.47 39.38 12.99 63.95 --- --- Peak 2 17475.00 51.00 68.30 -17.30 57.60 42.82 15.90 65.32 --- --- Peak	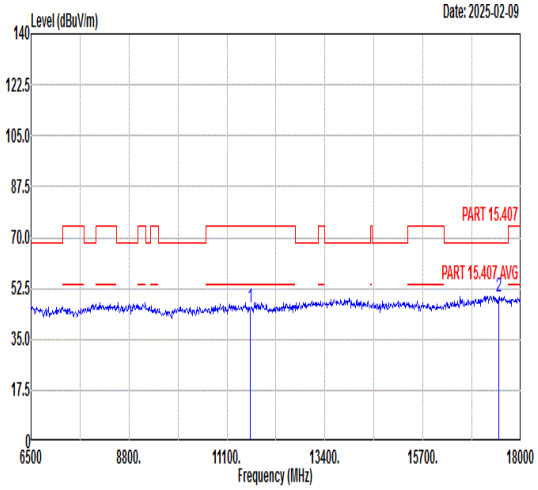 Freq Level Limit Line Margin Read Level Ant Factor Cable Loss Preamp Factor APos TPos Remark MHz dBuV/m dBuV/m dB dBuV dB/m dB dB cm deg 1 11650.00 46.16 74.00 -27.84 57.74 39.38 12.99 63.95 --- --- Peak 2 17475.00 49.80 68.30 -18.50 56.40 42.82 15.90 65.32 --- --- Peak

Mode	35	
	Band Edge	
	U-NII-3_5.725-5.85_802.11ax HE20_CH149_Full RU_5745MHz	
ANT	STBC 10+11	
Pol.	Horizontal	Fundamental
Peak	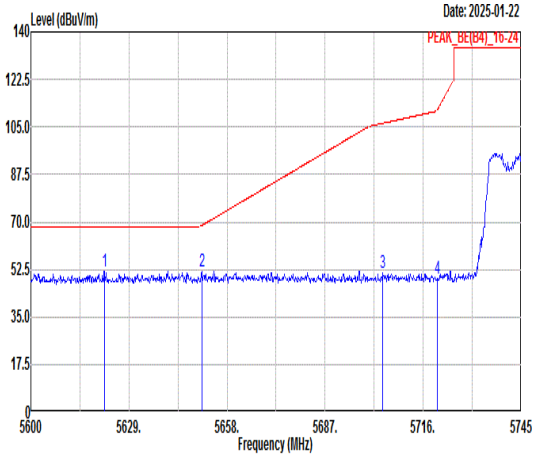 Freq Level Limit Line Margin (dB) Read Level Ant Factor Cable Loss Preamp Factor APos TPos Remark MHz dBuV/m dBuV/m dBuV dB/m dB dB cm deg 1 5621.75 51.83 68.30 -16.47 39.03 36.42 9.80 33.42 280 0 PEAK 2 5650.61 51.78 68.75 -16.97 38.90 36.45 9.86 33.43 280 0 PEAK 3 5704.11 51.41 106.35 -54.94 38.38 36.50 9.97 33.44 280 0 PEAK 4 5720.21 48.88 111.27 -62.39 35.79 36.52 10.01 33.44 280 0 PEAK	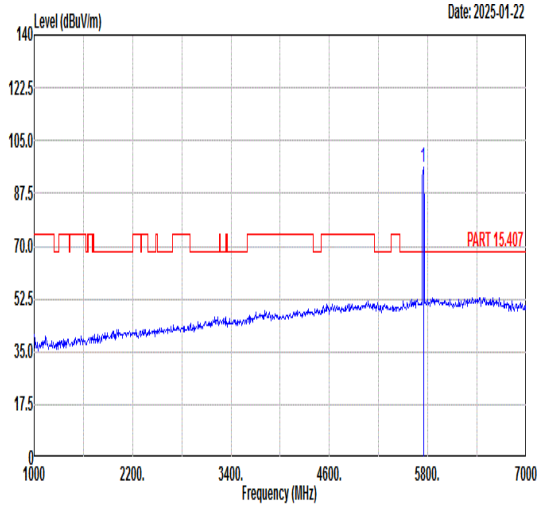 Freq Level Limit Line Margin (dB) Read Level Ant Factor Cable Loss Preamp Factor APos TPos Remark MHz dBuV/m dBuV/m dBuV dB/m dB dB cm deg 1 5745.00 95.98 ------ ------ 82.82 36.55 10.06 33.45 280 0 PEAK
Avg	Blank	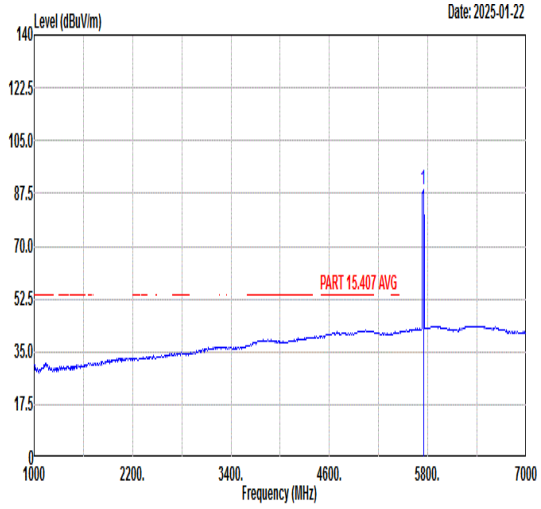 Freq Level Limit Line Margin (dB) Read Level Ant Factor Cable Loss Preamp Factor APos TPos Remark MHz dBuV/m dBuV/m dBuV dB/m dB dB cm deg 1 5745.00 88.65 ------ ------ 75.49 36.55 10.06 33.45 280 0 AVERAGE

Mode	35	
	Band Edge	
	U-NII-3_5.725-5.85_802.11ax HE20_CH149_Full RU_5745MHz	
ANT	STBC 10+11	
Pol.	Vertical	Fundamental
Peak	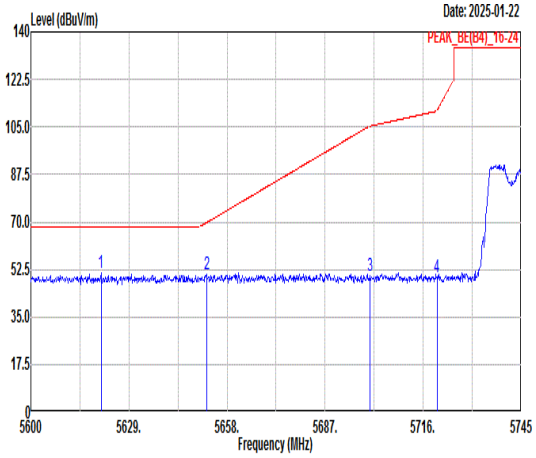 Freq Level Limit Line Margin (dB) Read Level Ant Factor Cable Loss Preamp Factor APos TPos Remark MHz dBuV/m dBuV/m dBuV dB/m dB dB cm deg 1 5620.74 51.01 68.30 -17.29 38.21 36.42 9.80 33.42 100 290 PEAK 2 5651.91 50.80 69.72 -18.92 37.92 36.45 9.86 33.43 100 290 PEAK 3 5700.20 49.97 105.25 -55.28 36.94 36.50 9.97 33.44 100 290 PEAK 4 5720.06 49.65 110.94 -61.29 36.56 36.52 10.01 33.44 100 290 PEAK	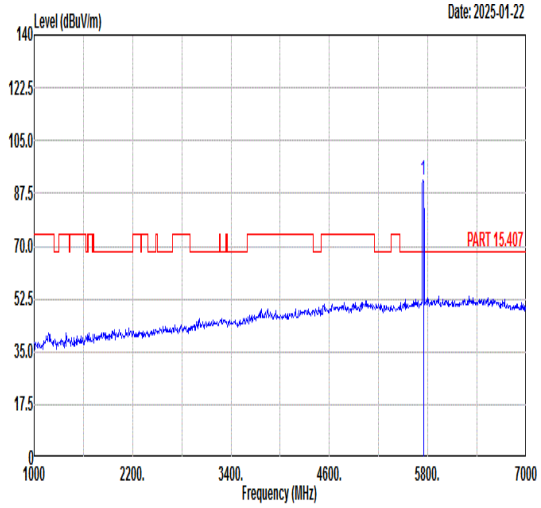 Freq Level Limit Line Margin (dB) Read Level Ant Factor Cable Loss Preamp Factor APos TPos Remark MHz dBuV/m dBuV/m dBuV dB/m dB dB cm deg 1 5745.00 91.71 ------ ------ 78.57 36.54 10.05 33.45 100 290 PEAK
Avg	Blank	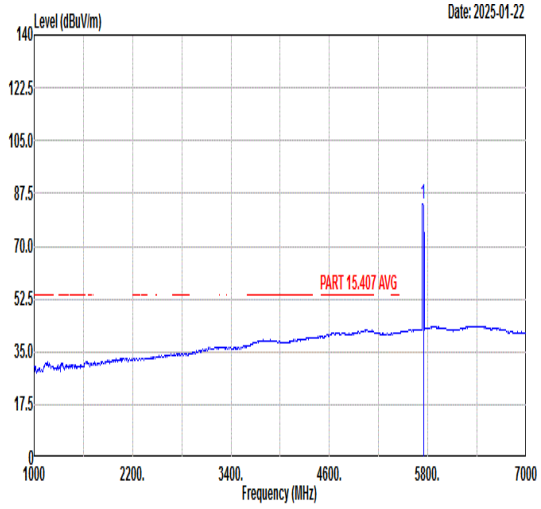 Freq Level Limit Line Margin (dB) Read Level Ant Factor Cable Loss Preamp Factor APos TPos Remark MHz dBuV/m dBuV/m dBuV dB/m dB dB cm deg 1 5745.00 84.14 ------ ------ 71.00 36.54 10.05 33.45 100 290 AVERAGE

Mode	35	
	Harmonic	
	U-NII-3_5.725-5.85_802.11ax HE20_CH149_Full RU_5745MHz	
ANT	STBC 10+11	
Pol.	Horizontal	Vertical
Peak Avg	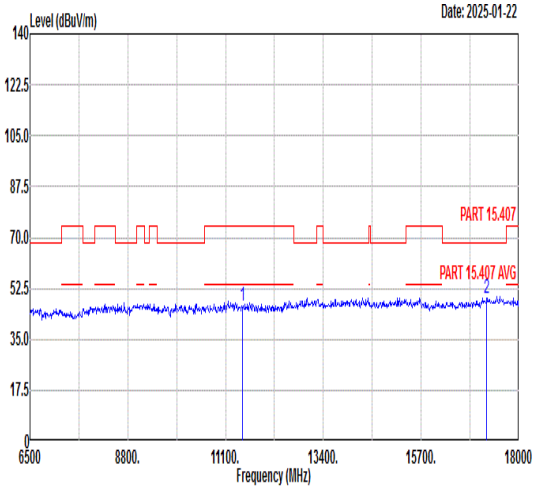 Freq Level Limit Line Margin Read Level Ant Factor Cable Loss Preamp Factor APos TPos Remark MHz dBuV/m dBuV/m dB dBuV dB/m dB dB cm deg 1 11490.00 46.27 74.00 -27.73 58.05 39.19 12.87 63.84 --- --- Peak 2 17235.00 48.93 68.30 -19.37 55.71 42.56 15.72 65.06 --- --- Peak	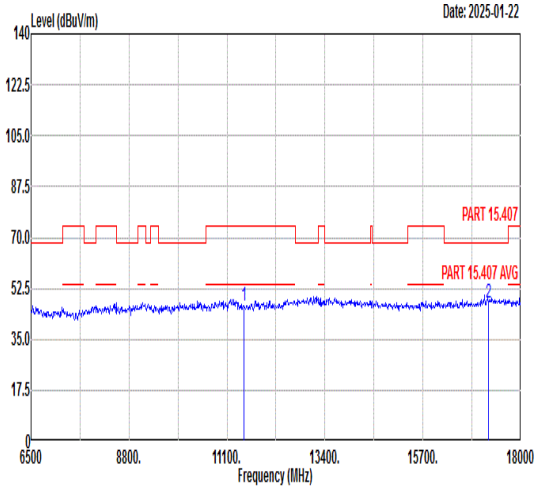 Freq Level Limit Line Margin Read Level Ant Factor Cable Loss Preamp Factor APos TPos Remark MHz dBuV/m dBuV/m dB dBuV dB/m dB dB cm deg 1 11490.00 46.51 74.00 -27.49 58.29 39.19 12.87 63.84 --- --- Peak 2 17235.00 47.65 68.30 -20.65 54.43 42.56 15.72 65.06 --- --- Peak

Mode	36	
	Harmonic	
	U-NII-3_5.725-5.85_802.11ax HE20_CH157_Full RU_5785MHz	
ANT	STBC 10+11	
Pol.	Horizontal	Vertical
Peak Avg	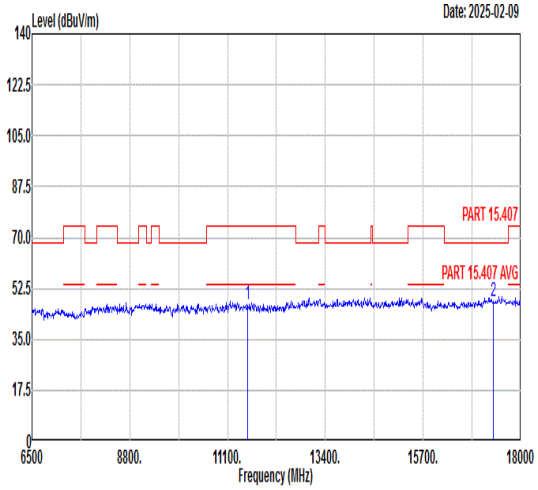 Freq Level Limit Line Margin Read Level Ant Factor Cable Loss Preamp Factor APos TPos Remark MHz dBuV/m dBuV/m dB dBuV dB/m dB dB cm deg 1 11570.00 47.00 74.00 -27.00 58.69 39.28 12.93 63.90 149 360 Peak 2 17355.00 48.23 68.30 -20.07 54.92 42.69 15.81 65.19 149 360 Peak	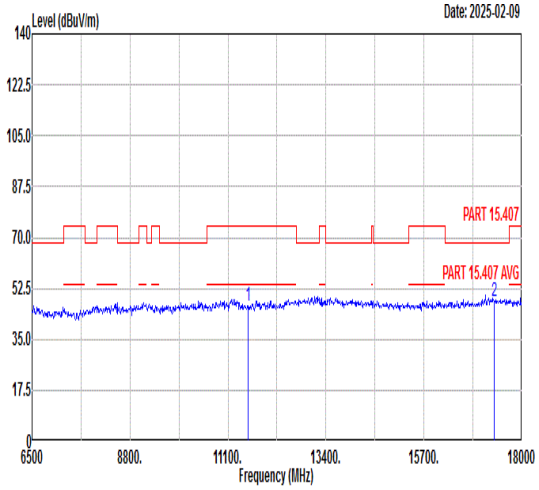 Freq Level Limit Line Margin Read Level Ant Factor Cable Loss Preamp Factor APos TPos Remark MHz dBuV/m dBuV/m dB dBuV dB/m dB dB cm deg 1 11570.00 46.75 74.00 -27.25 58.44 39.28 12.93 63.90 151 0 Peak 2 17355.00 48.30 68.30 -20.00 54.99 42.69 15.81 65.19 151 0 Peak

Mode	37	
	Band Edge	
	U-NII-3_5.725-5.85_802.11ax HE20_CH165_Full RU_5825MHz	
ANT	STBC 10+11	
Pol.	Horizontal	Fundamental
Peak	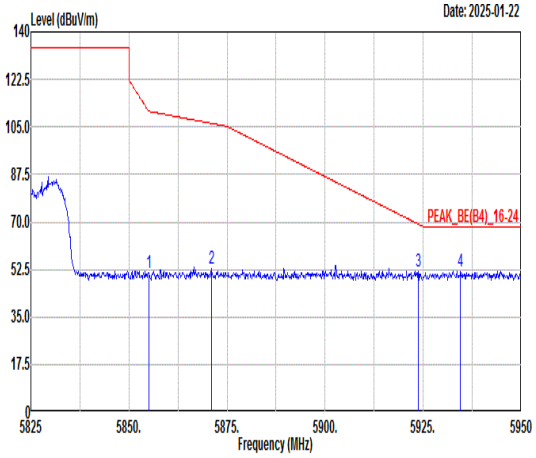 Freq Level Limit Line Margin (dB) Read Level Ant Factor Cable Loss Preamp Factor APos TPos Remark MHz dBuV/m dBuV/m dBuV dB/m dB dB cm deg 1 5855.00 51.44 110.80 -59.36 37.97 36.65 10.29 33.47 300 111 PEAK 2 5871.00 53.09 106.32 -53.23 39.56 36.67 10.33 33.47 300 111 PEAK 3 5923.75 51.55 69.22 -17.67 37.87 36.72 10.44 33.48 300 111 PEAK 4 5934.50 51.96 68.30 -16.34 38.26 36.73 10.46 33.49 300 111 PEAK	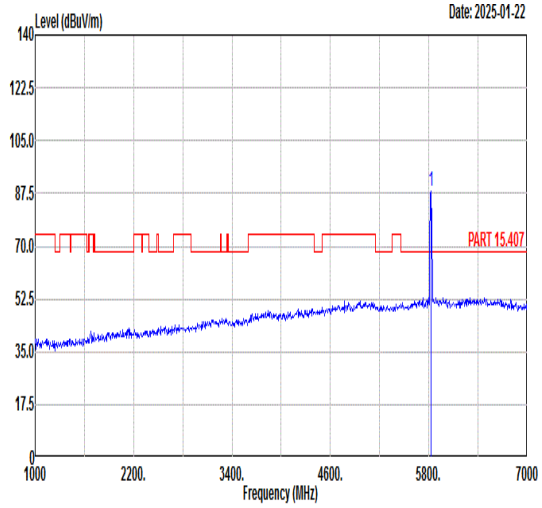 Freq Level Limit Line Margin (dB) Read Level Ant Factor Cable Loss Preamp Factor APos TPos Remark MHz dBuV/m dBuV/m dBuV dB/m dB dB cm deg 1 5825.00 88.06 ------ ------ 74.67 36.62 10.23 33.46 300 111 PEAK
Avg	Blank	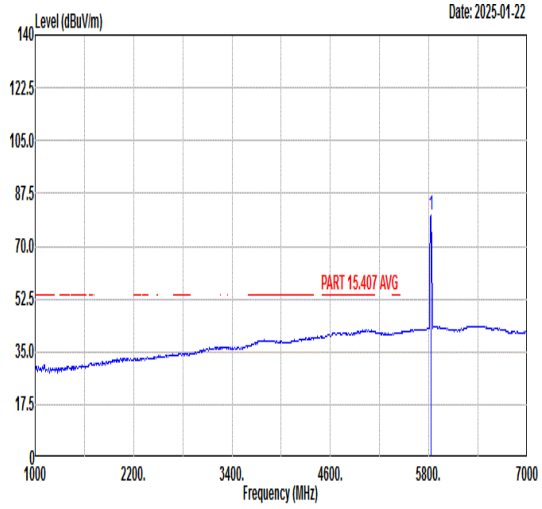 Freq Level Limit Line Margin (dB) Read Level Ant Factor Cable Loss Preamp Factor APos TPos Remark MHz dBuV/m dBuV/m dBuV dB/m dB dB cm deg 1 5825.00 80.05 ------ ------ 66.66 36.62 10.23 33.46 300 111 AVERAGE

Mode	37	
	Band Edge	
	U-NII-3_5.725-5.85_802.11ax HE20_CH165_Full RU_5825MHz	
ANT	STBC 10+11	
Pol.	Vertical	Fundamental
Peak	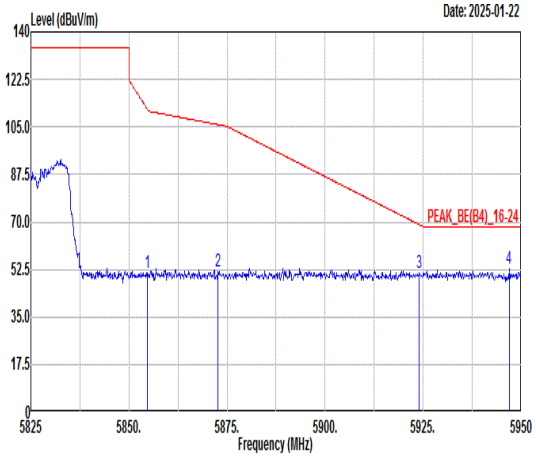 Freq Level Limit Line Margin (dB) Read Level Ant Factor Cable Loss Preamp Factor APos TPos Remark MHz dBuV/m dBuV/m dBuV dB/m dB dB cm deg 1 5854.75 51.47 111.37 -59.90 38.00 36.65 10.29 33.47 200 350 PEAK 2 5872.75 51.94 105.83 -53.89 38.41 36.67 10.33 33.47 200 350 PEAK 3 5924.00 51.12 69.03 -17.91 37.44 36.72 10.44 33.48 200 350 PEAK 4 5946.88 52.81 68.30 -15.49 39.06 36.75 10.49 33.49 200 350 PEAK	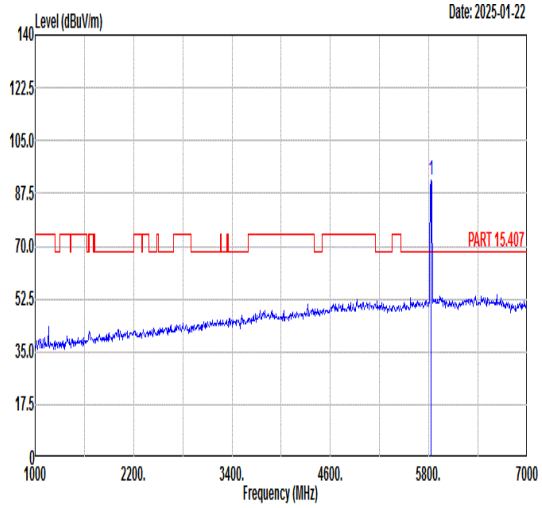 Freq Level Limit Line Margin (dB) Read Level Ant Factor Cable Loss Preamp Factor APos TPos Remark MHz dBuV/m dBuV/m dBuV dB/m dB dB cm deg 1 5825.00 91.99 ------ ------ 78.59 36.63 10.24 33.47 200 350 PEAK
Avg	Blank	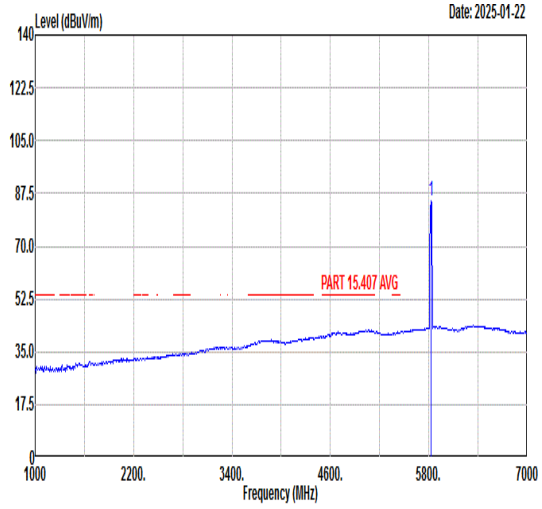 Freq Level Limit Line Margin (dB) Read Level Ant Factor Cable Loss Preamp Factor APos TPos Remark MHz dBuV/m dBuV/m dBuV dB/m dB dB cm deg 1 5825.00 84.83 ------ ------ 71.43 36.63 10.24 33.47 200 350 AVERAGE

Mode	37	
	Harmonic	
	U-NII-3_5.725-5.85_802.11ax HE20_CH165_Full RU_5825MHz	
ANT	STBC 10+11	
Pol.	Horizontal	Vertical
Peak Avg	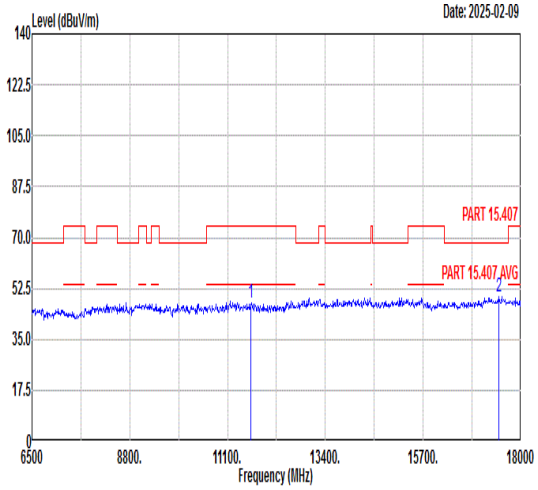 Freq Level Limit Line Margin Read Level Ant Factor Cable Loss Preamp Factor APos TPos Remark MHz dBuV/m dBuV/m dB dBuV dB/m dB dB cm deg 1 11650.00 47.50 74.00 -26.50 59.08 39.38 12.99 63.95 --- --- Peak 2 17475.00 49.60 68.30 -18.70 56.20 42.82 15.90 65.32 --- --- Peak	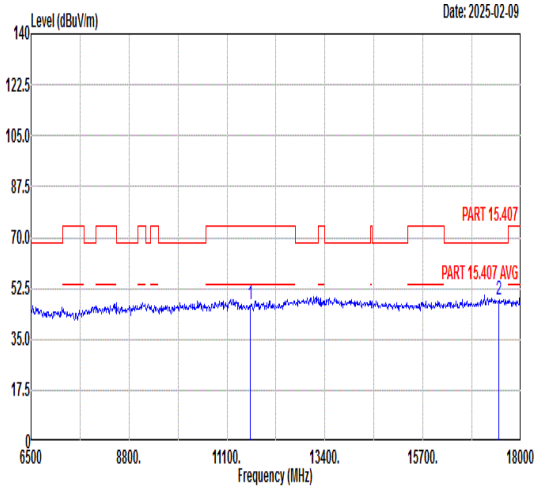 Freq Level Limit Line Margin Read Level Ant Factor Cable Loss Preamp Factor APos TPos Remark MHz dBuV/m dBuV/m dB dBuV dB/m dB dB cm deg 1 11650.00 47.22 74.00 -26.78 58.80 39.38 12.99 63.95 --- --- Peak 2 17475.00 48.74 68.30 -19.56 55.34 42.82 15.90 65.32 --- --- Peak

Mode	38	
	Band Edge - L	
	U-NII-3_5.725-5.85_802.11ax HE40_CH151_Full RU_5755MHz	
ANT	STBC 10+11	
Pol.	Horizontal	Fundamental
Peak	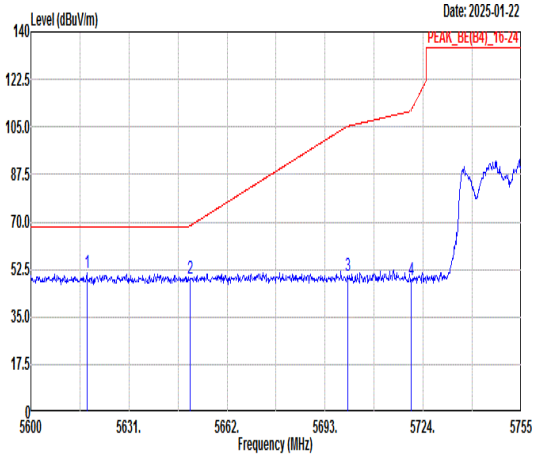 Freq Level Limit Line Margin (dB) Read Level Ant Factor Cable Loss Preamp Factor APos TPos Remark MHz dBuV/m dBuV/m dBuV dB/m dB dB cm deg 1 5617.67 51.36 68.30 -16.94 38.57 36.42 9.79 33.42 211 360 PEAK 2 5650.22 49.18 68.46 -19.28 36.30 36.45 9.86 33.43 211 360 PEAK 3 5700.13 50.23 105.24 -55.01 37.20 36.50 9.97 33.44 211 360 PEAK 4 5720.13 48.58 111.09 -62.51 35.49 36.52 10.01 33.44 211 360 PEAK	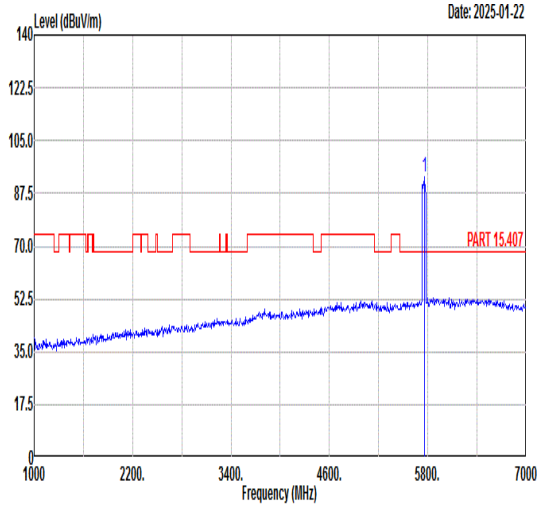 Freq Level Limit Line Margin (dB) Read Level Ant Factor Cable Loss Preamp Factor APos TPos Remark MHz dBuV/m dBuV/m dBuV dB/m dB dB cm deg 1 5755.00 93.01 ------ ------ 79.81 36.56 10.09 33.45 211 360 PEAK
Avg	Blank	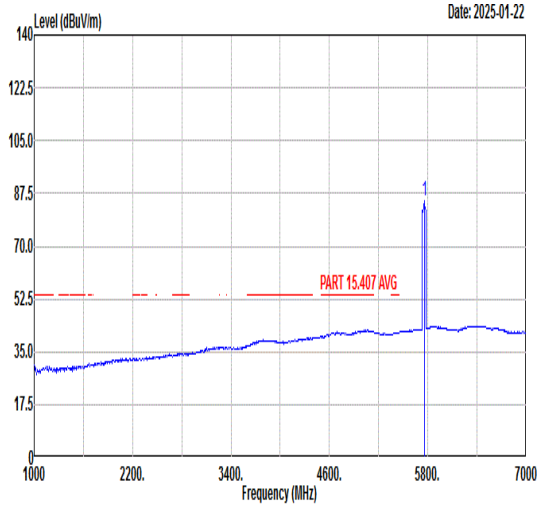 Freq Level Limit Line Margin (dB) Read Level Ant Factor Cable Loss Preamp Factor APos TPos Remark MHz dBuV/m dBuV/m dBuV dB/m dB dB cm deg 1 5755.00 84.81 ------ ------ 71.61 36.56 10.09 33.45 211 360 AVERAGE

Mode	38	
	Band Edge - R	
	U-NII-3_5.725-5.85_802.11ax HE40_CH151_Full RU_5755MHz	
ANT	STBC 10+11	
Pol.	Horizontal	Fundamental
Peak	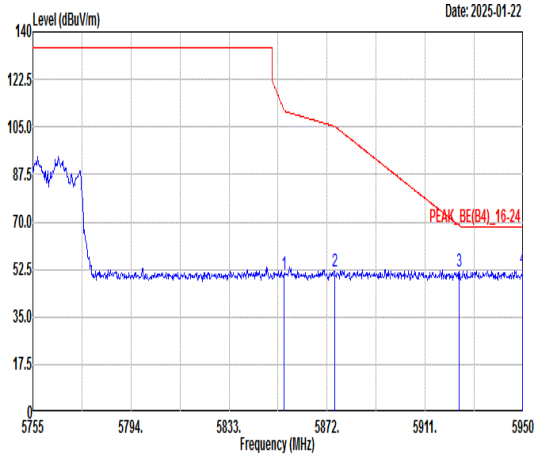 Freq Level Limit Line Margin (dB) Read Level Ant Factor Cable Loss Preamp Factor APos TPos Remark MHz dBuV/m dBuV/m dBuV dB/m dB dB cm deg 1 5854.84 50.94 111.17 -60.23 37.47 36.65 10.29 33.47 211 360 PEAK 2 5874.93 51.95 105.22 -53.27 38.42 36.67 10.33 33.47 211 360 PEAK 3 5924.46 51.70 68.70 -17.00 38.02 36.72 10.44 33.48 211 360 PEAK 4 5949.81 52.65 68.30 -15.65 38.90 36.75 10.49 33.49 211 360 PEAK	Blank

Mode	38	
	Band Edge - L	
	U-NII-3_5.725-5.85_802.11ax HE40_CH151_Full RU_5755MHz	
ANT	STBC 10+11	
Pol.	Vertical	Fundamental
Peak	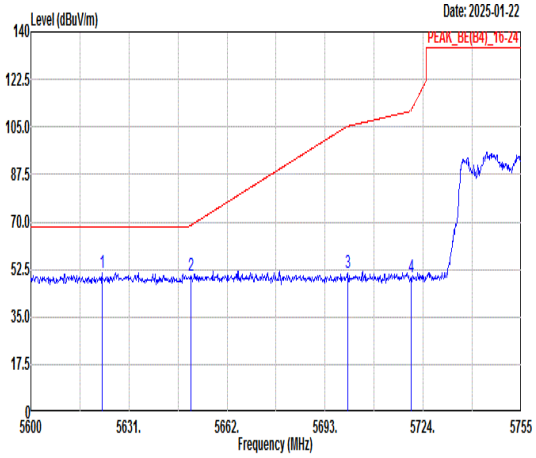 Freq Level Limit Line Margin (dB) Read Level Ant Factor Cable Loss Preamp Factor APos TPos Remark MHz dBuV/m dBuV/m dBuV dB/m dB dB cm deg 1 5622.48 51.30 68.30 -17.00 38.50 36.42 9.80 33.42 300 266 PEAK 2 5650.53 50.43 68.69 -18.26 37.55 36.45 9.86 33.43 300 266 PEAK 3 5700.13 51.06 105.24 -54.18 38.03 36.50 9.97 33.44 300 266 PEAK 4 5720.13 49.41 111.09 -61.68 36.32 36.52 10.01 33.44 300 266 PEAK	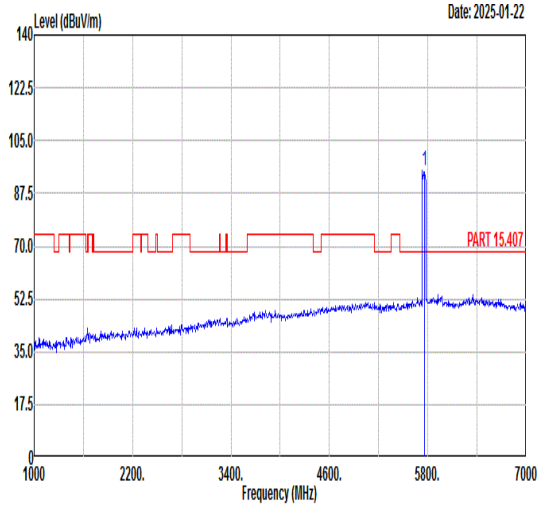 Freq Level Limit Line Margin (dB) Read Level Ant Factor Cable Loss Preamp Factor APos TPos Remark MHz dBuV/m dBuV/m dBuV dB/m dB dB cm deg 1 5755.00 95.05 ------ ------ 81.93 36.53 10.04 33.45 300 266 PEAK
Avg	Blank	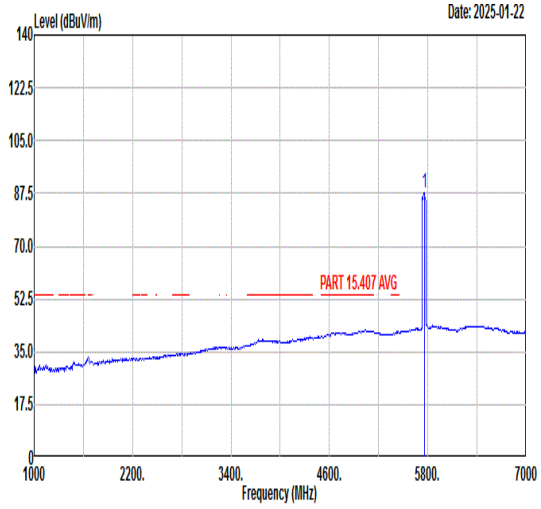 Freq Level Limit Line Margin (dB) Read Level Ant Factor Cable Loss Preamp Factor APos TPos Remark MHz dBuV/m dBuV/m dBuV dB/m dB dB cm deg 1 5755.00 87.63 ------ ------ 74.47 36.55 10.06 33.45 300 266 AVERAGE

Mode	38	
	Band Edge - R	
	U-NII-3_5.725-5.85_802.11ax HE40_CH151_Full RU_5755MHz	
ANT	STBC 10+11	
Pol.	Vertical	Fundamental
Peak	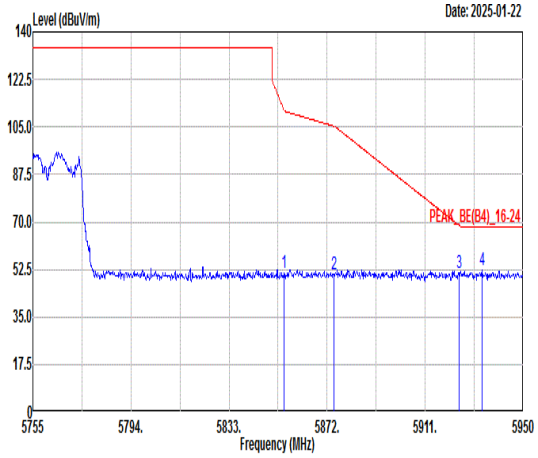 Freq Level Limit Line Margin (dB) Read Level Ant Factor Cable Loss Preamp Factor APos TPos Remark MHz dBuV/m dBuV/m dBuV dB/m dB dB cm deg 1 5854.84 51.36 111.17 -59.81 37.89 36.65 10.29 33.47 300 266 PEAK 2 5874.73 50.85 105.28 -54.43 37.32 36.67 10.33 33.47 300 266 PEAK 3 5924.46 51.13 68.70 -17.57 37.45 36.72 10.44 33.48 300 266 PEAK 4 5933.62 52.13 68.30 -16.17 38.43 36.73 10.46 33.49 300 266 PEAK	Blank

Mode	38	
	Harmonic	
	U-NII-3_5.725-5.85_802.11ax HE40_CH151_Full RU_5755MHz	
ANT	STBC 10+11	
Pol.	Horizontal	Vertical
Peak Avg	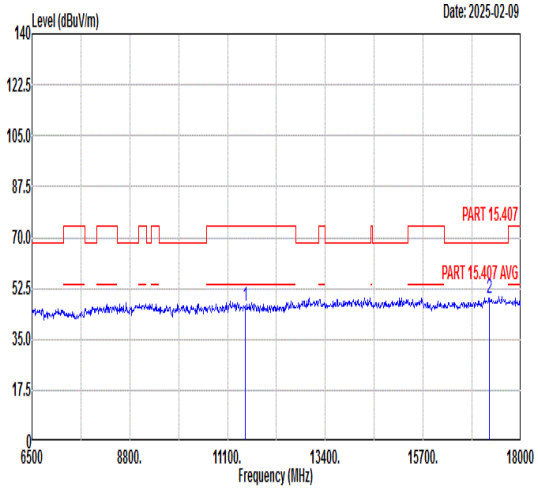 Freq Level Limit Line Margin Read Level Ant Factor Cable Loss Preamp Factor APos TPos Remark MHz dBuV/m dBuV/m dB dBuV dB/m dB dB cm deg 1 11510.00 46.34 74.00 -27.66 58.10 39.21 12.89 63.86 --- --- Peak 2 17265.00 49.03 68.30 -19.27 55.79 42.59 15.74 65.09 --- --- Peak	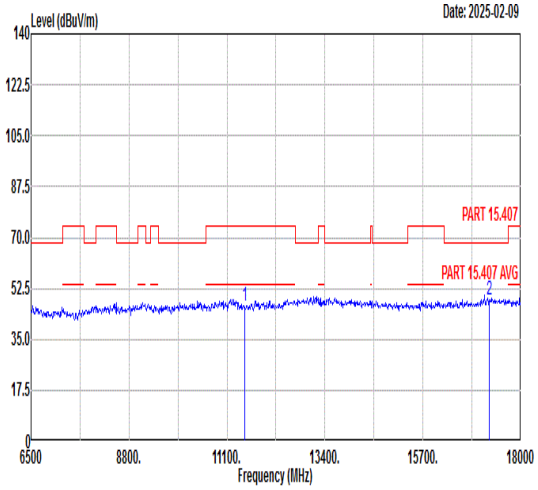 Freq Level Limit Line Margin Read Level Ant Factor Cable Loss Preamp Factor APos TPos Remark MHz dBuV/m dBuV/m dB dBuV dB/m dB dB cm deg 1 11510.00 46.51 74.00 -27.49 58.27 39.21 12.89 63.86 --- --- Peak 2 17265.00 48.39 68.30 -19.91 55.15 42.59 15.74 65.09 --- --- Peak

Mode	39	
	Band Edge - L	
	U-NII-3_5.725-5.85_802.11ax HE40_CH159_Full RU_5795MHz	
ANT	STBC 10+11	
Pol.	Horizontal	Fundamental
Peak	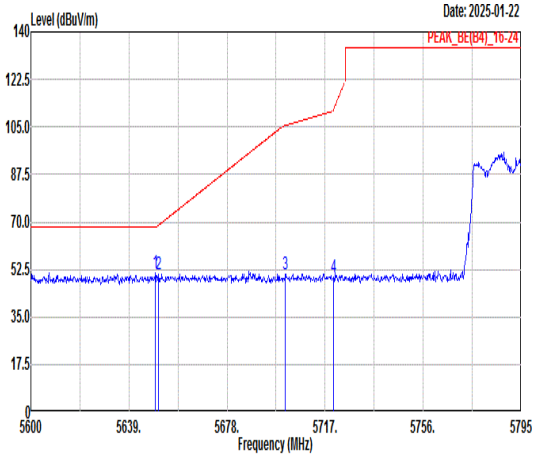 Freq Level Limit Line Margin (dB) Read Level Ant Factor Cable Loss Preamp Factor APos TPos Remark MHz dBuV/m dBuV/m dBuV dB/m dB dB cm deg 1 5649.53 51.07 68.30 -17.23 38.19 36.45 9.86 33.43 259 360 PEAK 2 5650.70 50.68 68.82 -18.14 37.80 36.45 9.86 33.43 259 360 PEAK 3 5701.21 50.56 105.54 -54.98 37.53 36.50 9.97 33.44 259 360 PEAK 4 5720.32 49.58 111.52 -61.94 36.49 36.52 10.01 33.44 259 360 PEAK	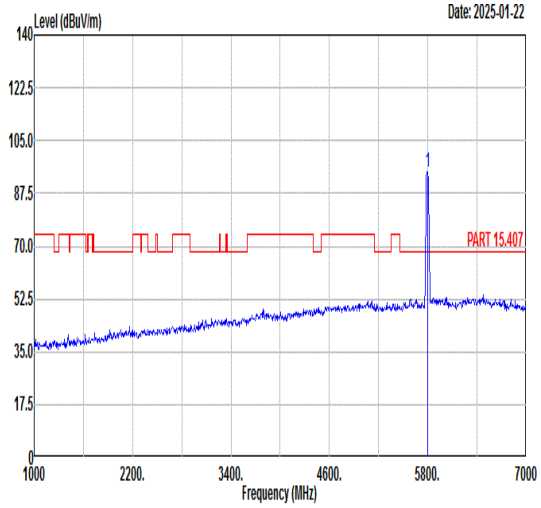 Freq Level Limit Line Margin (dB) Read Level Ant Factor Cable Loss Preamp Factor APos TPos Remark MHz dBuV/m dBuV/m dBuV dB/m dB dB cm deg 1 5795.00 94.70 ------ ------ 81.41 36.59 10.16 33.46 259 360 PEAK
Avg	Blank	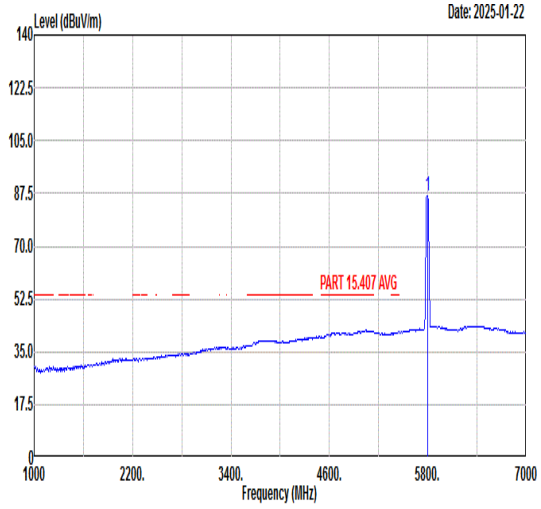 Freq Level Limit Line Margin (dB) Read Level Ant Factor Cable Loss Preamp Factor APos TPos Remark MHz dBuV/m dBuV/m dBuV dB/m dB dB cm deg 1 5795.00 86.51 ------ ------ 73.23 36.59 10.15 33.46 259 360 AVERAGE

Mode	39	
	Band Edge - R	
	U-NII-3_5.725-5.85_802.11ax HE40_CH159_Full RU_5795MHz	
ANT	STBC 10+11	
Pol.	Horizontal	Fundamental
Peak	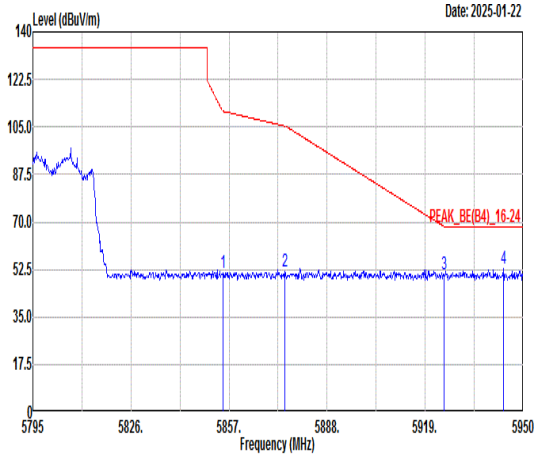 Freq Level Limit Line Margin (dB) Read Level Ant Factor Cable Loss Preamp Factor APos TPos Remark MHz dBuV/m dBuV/m dBuV dB/m dB dB cm deg 1 5854.99 51.32 110.83 -59.51 37.85 36.65 10.29 33.47 259 360 PEAK 2 5874.67 51.89 105.29 -53.40 38.36 36.67 10.33 33.47 259 360 PEAK 3 5924.89 50.90 68.38 -17.48 37.22 36.72 10.44 33.48 259 360 PEAK 4 5943.65 52.92 68.30 -15.38 39.19 36.74 10.48 33.49 259 360 PEAK	Blank

Mode	39	
	Band Edge - L	
	U-NII-3_5.725-5.85_802.11ax HE40_CH159_Full RU_5795MHz	
ANT	STBC 10+11	
Pol.	Vertical	Fundamental
Peak	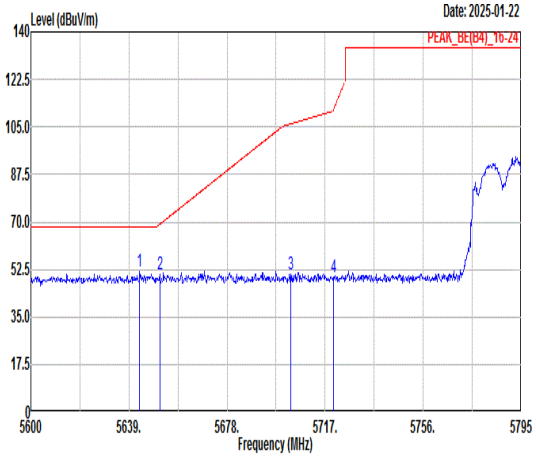 Freq Level Limit Line Margin (dB) Read Level Ant Factor Cable Loss Preamp Factor APos TPos Remark MHz dBuV/m dBuV/m dBuV dB/m dB dB cm deg 1 5643.29 51.78 68.30 -16.52 38.92 36.44 9.85 33.43 200 13 PEAK 2 5651.29 50.56 69.25 -18.69 37.68 36.45 9.86 33.43 200 13 PEAK 3 5703.35 50.89 106.14 -55.25 37.86 36.50 9.97 33.44 200 13 PEAK 4 5720.32 49.74 111.52 -61.78 36.65 36.52 10.01 33.44 200 13 PEAK	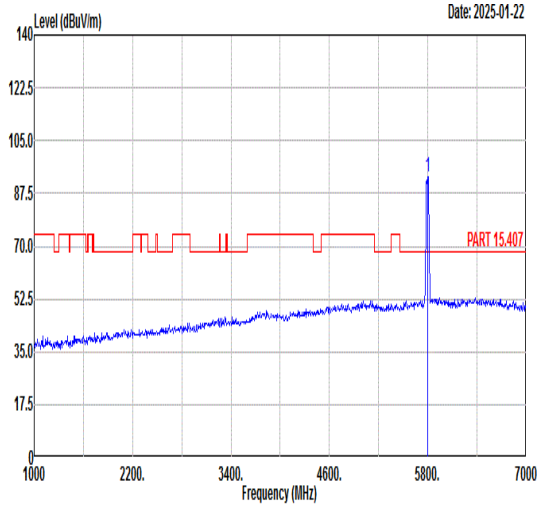 Freq Level Limit Line Margin (dB) Read Level Ant Factor Cable Loss Preamp Factor APos TPos Remark MHz dBuV/m dBuV/m dBuV dB/m dB dB cm deg 1 5795.00 93.21 ------ ------ 79.87 36.61 10.19 33.46 200 13 PEAK
Avg	Blank	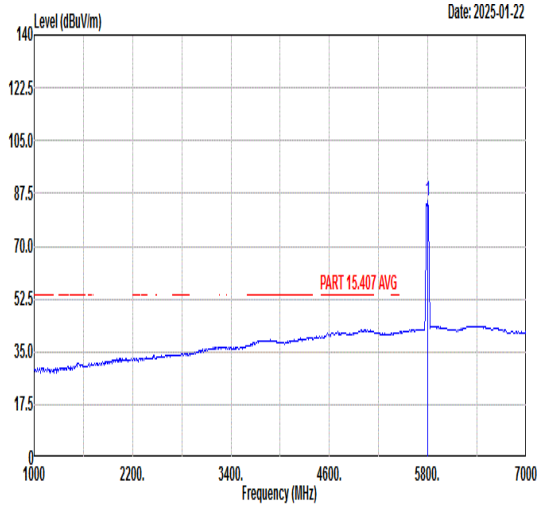 Freq Level Limit Line Margin (dB) Read Level Ant Factor Cable Loss Preamp Factor APos TPos Remark MHz dBuV/m dBuV/m dBuV dB/m dB dB cm deg 1 5795.00 84.91 ------ ------ 71.62 36.59 10.16 33.46 200 13 AVERAGE

Mode	39	
	Band Edge - R	
	U-NII-3_5.725-5.85_802.11ax HE40_CH159_Full RU_5795MHz	
ANT	STBC 10+11	
Pol.	Vertical	Fundamental
Peak	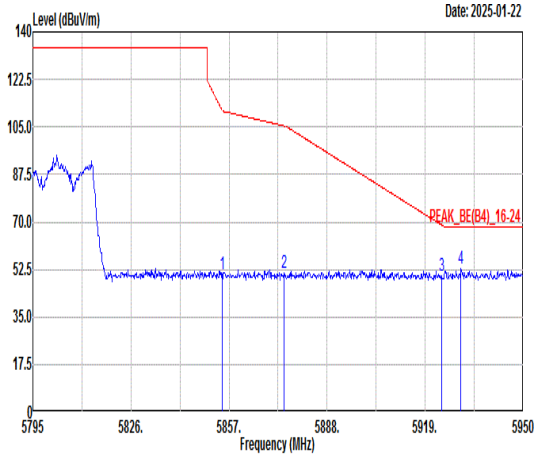 Freq Level Limit Line Margin (dB) Read Level Ant Factor Cable Loss Preamp Factor APos TPos Remark MHz dBuV/m dBuV/m dBuV dB/m dB dB cm deg 1 5854.83 50.92 111.19 -60.27 37.45 36.65 10.29 33.47 200 13 PEAK 2 5874.36 51.50 105.38 -53.88 37.97 36.67 10.33 33.47 200 13 PEAK 3 5924.27 50.45 68.84 -18.39 36.77 36.72 10.44 33.48 200 13 PEAK 4 5930.32 52.90 68.30 -15.40 39.21 36.73 10.45 33.49 200 13 PEAK	Blank

Mode	39	
	Harmonic	
	U-NII-3_5.725-5.85_802.11ax HE40_CH159_Full RU_5795MHz	
ANT	STBC 10+11	
Pol.	Horizontal	Vertical
Peak Avg	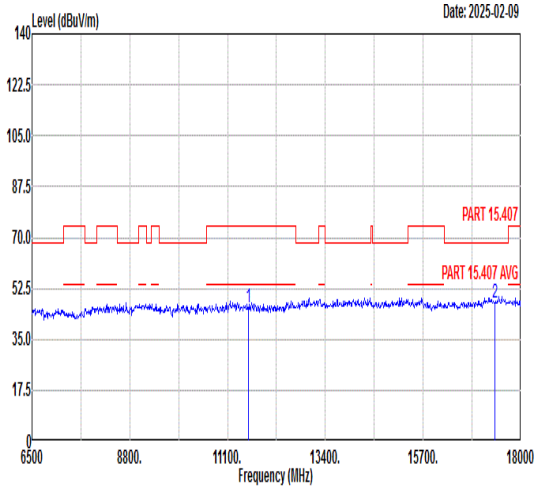 Freq Level Limit Line Margin Read Level Ant Factor Cable Loss Preamp Factor APos TPos Remark MHz dBuV/m dBuV/m dB dBuV dB/m dB dB cm deg 1 11590.00 46.12 74.00 -27.88 57.77 39.31 12.95 63.91 --- --- Peak 2 17385.00 47.74 68.30 -20.56 54.41 42.72 15.83 65.22 --- --- Peak	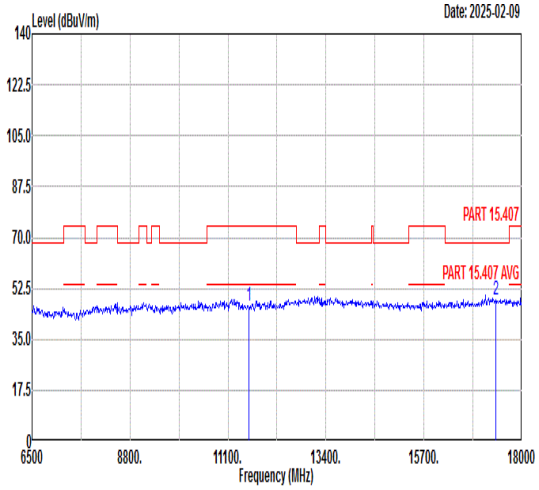 Freq Level Limit Line Margin Read Level Ant Factor Cable Loss Preamp Factor APos TPos Remark MHz dBuV/m dBuV/m dB dBuV dB/m dB dB cm deg 1 11590.00 46.75 74.00 -27.25 58.40 39.31 12.95 63.91 --- --- Peak 2 17385.00 48.41 68.30 -19.89 55.08 42.72 15.83 65.22 --- --- Peak

Mode	40	
	Band Edge - L	
	U-NII-3_5.725-5.85_802.11ax HE80_CH155_Full RU_5775MHz	
ANT	STBC 10+11	
Pol.	Horizontal	Fundamental
Peak	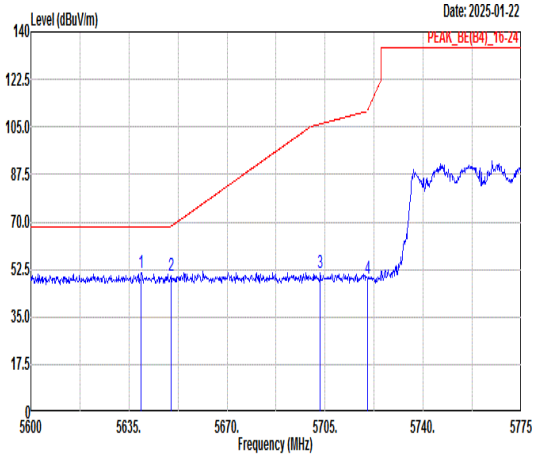 Freq Level Limit Line Margin (dB) Read Level Ant Factor Cable Loss Preamp Factor APos TPos Remark MHz dBuV/m dBuV/m dBuV dB/m dB dB cm deg 1 5639.38 51.28 68.30 -17.02 38.43 36.44 9.84 33.43 262 0 PEAK 2 5650.05 50.20 68.34 -18.14 37.32 36.45 9.86 33.43 262 0 PEAK 3 5703.25 51.46 106.11 -54.65 38.43 36.50 9.97 33.44 262 0 PEAK 4 5720.05 49.04 110.91 -61.87 35.95 36.52 10.01 33.44 262 0 PEAK	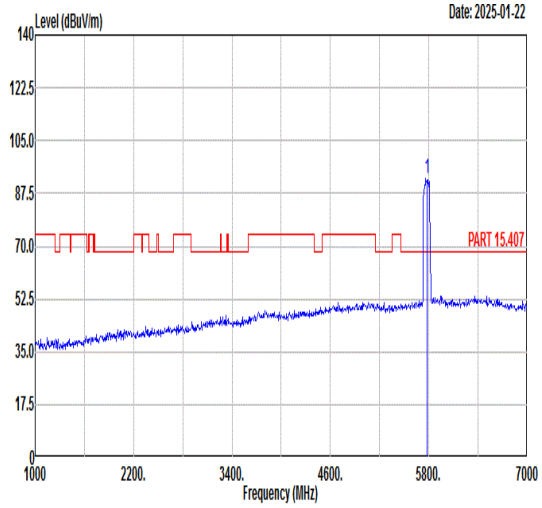 Freq Level Limit Line Margin (dB) Read Level Ant Factor Cable Loss Preamp Factor APos TPos Remark MHz dBuV/m dBuV/m dBuV dB/m dB dB cm deg 1 5775.00 92.55 ------ ------ 79.34 36.56 10.10 33.45 262 0 PEAK
Avg	Blank	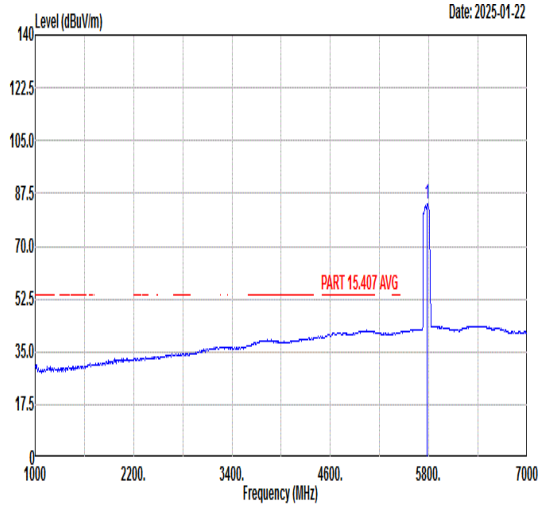 Freq Level Limit Line Margin (dB) Read Level Ant Factor Cable Loss Preamp Factor APos TPos Remark MHz dBuV/m dBuV/m dBuV dB/m dB dB cm deg 1 5775.00 84.12 ------ ------ 70.84 36.59 10.15 33.46 262 0 AVERAGE

Mode	40	
	Band Edge - R	
	U-NII-3_5.725-5.85_802.11ax HE80_CH155_Full RU_5775MHz	
ANT	STBC 10+11	
Pol.	Horizontal	Fundamental
Peak	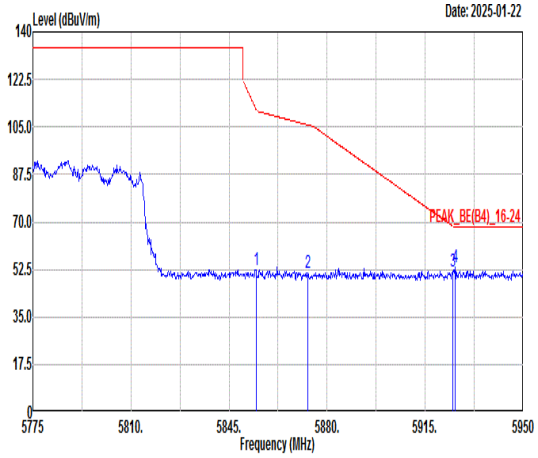 Freq Level Limit Line Margin (dB) Read Level Ant Factor Cable Loss Preamp Factor APos TPos Remark MHz dBuV/m dBuV/m dBuV dB/m dB dB cm deg 1 5854.63 52.14 111.65 -59.51 38.67 36.65 10.29 33.47 262 0 PEAK 2 5873.18 51.06 105.71 -54.65 37.53 36.67 10.33 33.47 262 0 PEAK 3 5924.98 51.66 68.32 -16.66 37.99 36.72 10.44 33.49 262 0 PEAK 4 5925.68 53.23 68.30 -15.07 39.55 36.73 10.44 33.49 262 0 PEAK	Blank

Mode	40	
	Band Edge - L	
	U-NII-3_5.725-5.85_802.11ax HE80_CH155_Full RU_5775MHz	
ANT	STBC 10+11	
Pol.	Vertical	Fundamental
Peak	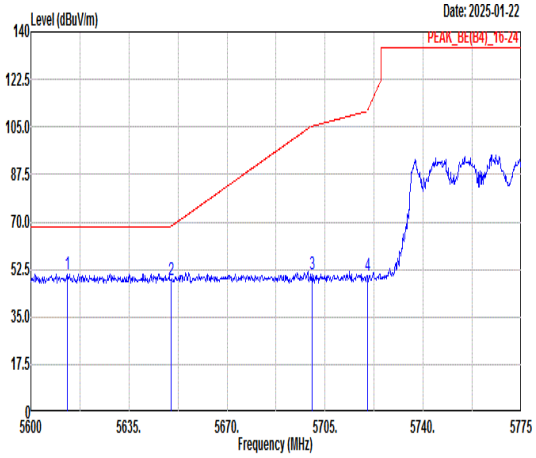 Freq Level Limit Line Margin (dB) Read Level Ant Factor Cable Loss Preamp Factor APos TPos Remark MHz dBuV/m dBuV/m dBuV dB/m dB dB cm deg 1 5612.95 50.98 68.30 -17.32 38.21 36.41 9.78 33.42 300 267 PEAK 2 5650.05 48.78 68.34 -19.56 35.90 36.45 9.86 33.43 300 267 PEAK 3 5700.45 50.51 105.33 -54.82 37.48 36.50 9.97 33.44 300 267 PEAK 4 5720.23 49.99 111.31 -61.32 36.90 36.52 10.01 33.44 300 267 PEAK	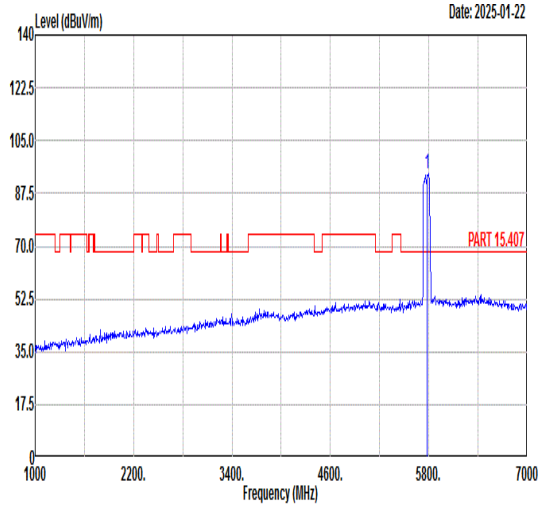 Freq Level Limit Line Margin (dB) Read Level Ant Factor Cable Loss Preamp Factor APos TPos Remark MHz dBuV/m dBuV/m dBuV dB/m dB dB cm deg 1 5775.00 94.01 ------ ------ 80.72 36.59 10.16 33.46 300 267 PEAK
Avg	Blank	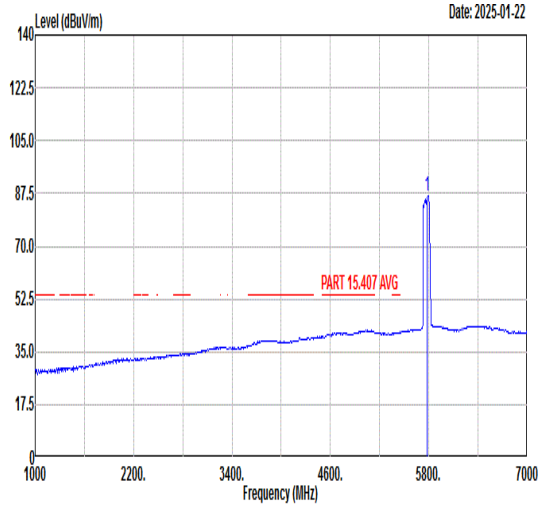 Freq Level Limit Line Margin (dB) Read Level Ant Factor Cable Loss Preamp Factor APos TPos Remark MHz dBuV/m dBuV/m dBuV dB/m dB dB cm deg 1 5775.00 86.53 ------ ------ 73.25 36.59 10.15 33.46 300 267 AVERAGE

Mode	40	
	Band Edge - R	
	U-NII-3_5.725-5.85_802.11ax HE80_CH155_Full RU_5775MHz	
ANT	STBC 10+11	
Pol.	Vertical	Fundamental
Peak	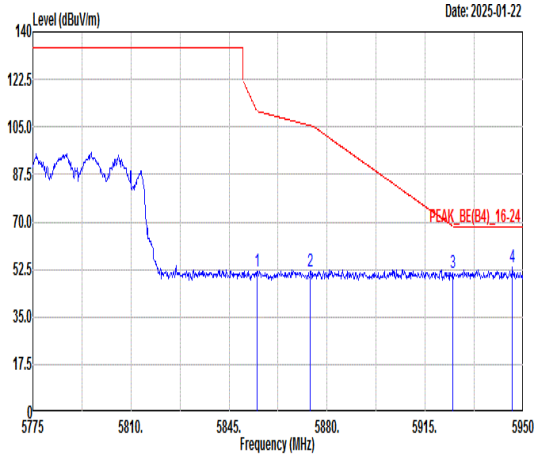 Freq Level Limit Line Margin (dB) Read Level Ant Factor Cable Loss Preamp Factor APos TPos Remark MHz dBuV/m dBuV/m dBuV dB/m dB dB cm deg 1 5854.98 51.77 110.86 -59.09 38.30 36.65 10.29 33.47 300 267 PEAK 2 5874.05 51.75 105.47 -53.72 38.22 36.67 10.33 33.47 300 267 PEAK 3 5924.80 51.27 68.45 -17.18 37.59 36.72 10.44 33.48 300 267 PEAK 4 5946.15 53.42 68.30 -14.88 39.68 36.75 10.48 33.49 300 267 PEAK	Blank

Mode	40	
	Harmonic	
	U-NII-3_5.725-5.85_802.11ax HE80_CH155_Full RU_5775MHz	
ANT	STBC 10+11	
Pol.	Horizontal	Vertical
Peak Avg	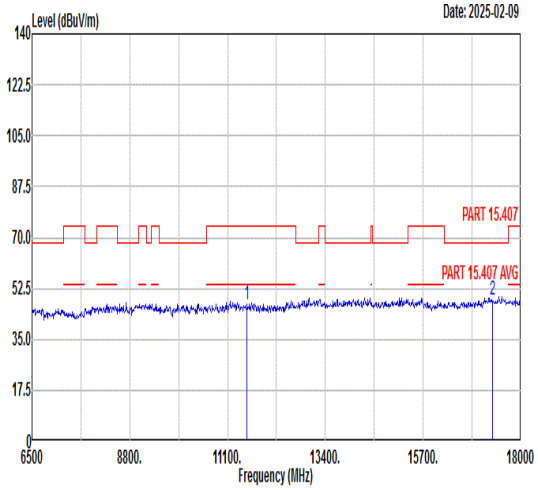 Freq Level Limit Line Margin Read Level Ant Factor Cable Loss Preamp Factor APos TPos Remark MHz dBuV/m dBuV/m dB dBuV dB/m dB dB cm deg 1 11550.00 47.00 74.00 -27.00 58.70 39.26 12.92 63.88 --- --- Peak 2 17325.00 48.51 68.30 -19.79 55.22 42.66 15.79 65.16 --- --- Peak	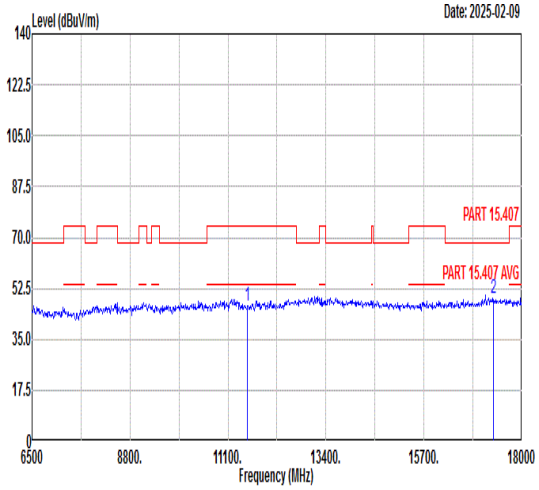 Freq Level Limit Line Margin Read Level Ant Factor Cable Loss Preamp Factor APos TPos Remark MHz dBuV/m dBuV/m dB dBuV dB/m dB dB cm deg 1 11550.00 46.40 74.00 -27.60 58.10 39.26 12.92 63.88 --- --- Peak 2 17325.00 48.89 68.30 -19.41 55.60 42.66 15.79 65.16 --- --- Peak

Mode	41	
	Harmonic	
	U-NII-3_5.725-5.85_802.11a_CH144_Full RU_5825MHz	
ANT	STBC 10+11	
Pol.	Horizontal	Vertical
Peak Avg	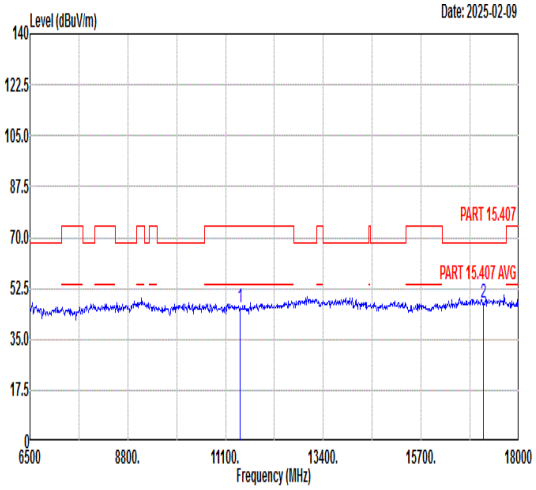 Freq Level Limit Line Margin Read Level Ant Factor Cable Loss Preamp Factor APos TPos Remark MHz dBuV/m dBuV/m dB dBuV dB/m dB dB cm deg 1 11440.00 46.18 74.00 -27.82 58.02 39.13 12.84 63.81 --- --- Peak 2 17160.00 47.40 68.30 -20.90 54.24 42.48 15.66 64.98 --- --- Peak	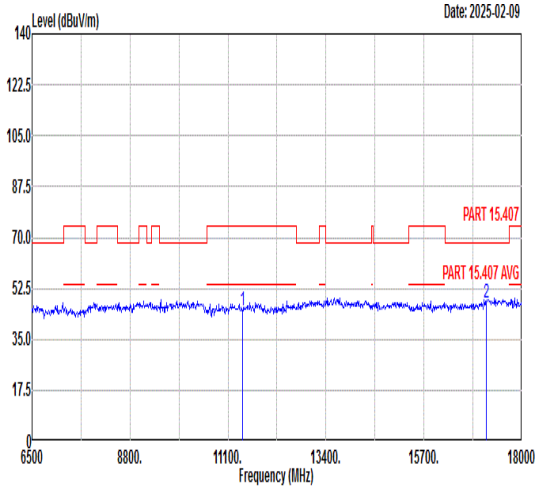 Freq Level Limit Line Margin Read Level Ant Factor Cable Loss Preamp Factor APos TPos Remark MHz dBuV/m dBuV/m dB dBuV dB/m dB dB cm deg 1 11440.00 44.91 74.00 -29.09 56.75 39.13 12.84 63.81 --- --- Peak 2 17160.00 47.52 68.30 -20.78 54.36 42.48 15.66 64.98 --- --- Peak

Mode	42	
	Harmonic	
	U-NII-3_5.725-5.85_802.11ax HE20_CH144_Full RU_5745MHz	
ANT	STBC 10+11	
Pol.	Horizontal	Vertical
Peak Avg	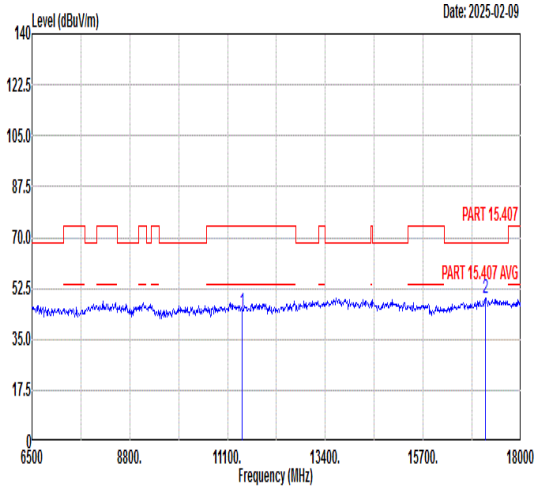 Freq Level Limit Line Margin Read Level Ant Factor Cable Loss Preamp Factor APos TPos Remark MHz dBuV/m dBuV/m dB dBuV dB/m dB dB cm deg 1 11440.00 44.44 74.00 -29.56 56.28 39.13 12.84 63.81 --- --- Peak 2 17160.00 49.37 68.30 -18.93 56.21 42.48 15.66 64.98 --- --- Peak	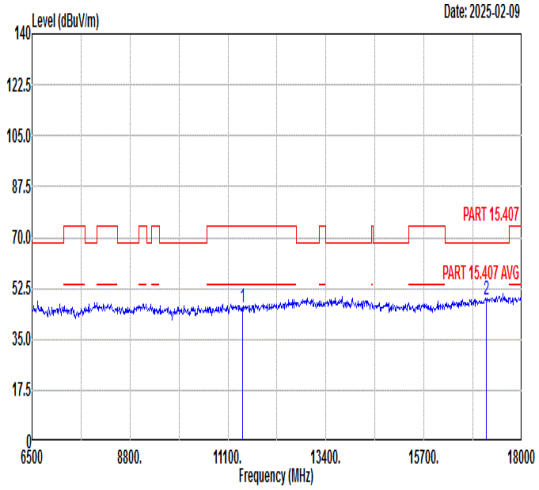 Freq Level Limit Line Margin Read Level Ant Factor Cable Loss Preamp Factor APos TPos Remark MHz dBuV/m dBuV/m dB dBuV dB/m dB dB cm deg 1 11440.00 45.84 74.00 -28.16 57.68 39.13 12.84 63.81 --- --- Peak 2 17160.00 48.61 68.30 -19.69 55.45 42.48 15.66 64.98 --- --- Peak

Mode	43	
	Harmonic	
	U-NII-3_5.725-5.85_802.11ax HE40_CH142_Full RU_5825MHz	
ANT	STBC 10+11	
Pol.	Horizontal	Vertical
Peak Avg	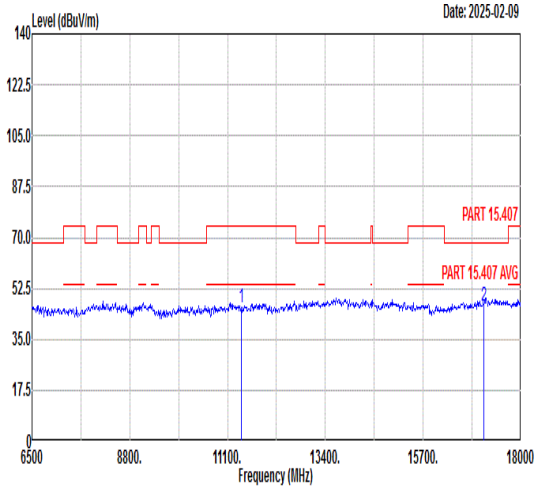 Freq Level Limit Line Margin Read Level Ant Factor Cable Loss Preamp Factor APos TPos Remark MHz dBuV/m dBuV/m dB dBuV dB/m dB dB cm deg 1 11420.00 46.18 74.00 -27.82 58.05 39.10 12.82 63.79 --- --- Peak 2 17130.00 46.72 68.30 -21.58 53.58 42.44 15.64 64.94 --- --- Peak	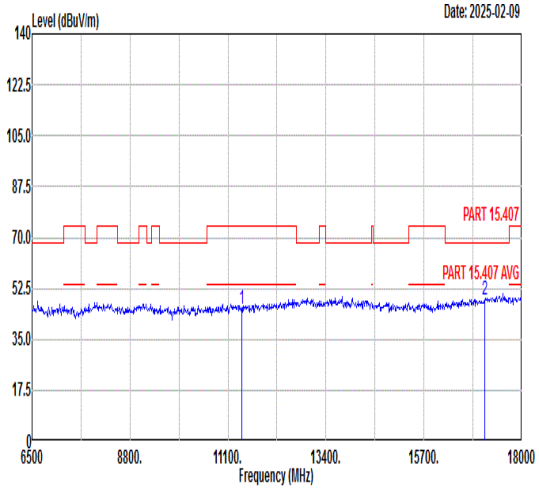 Freq Level Limit Line Margin Read Level Ant Factor Cable Loss Preamp Factor APos TPos Remark MHz dBuV/m dBuV/m dB dBuV dB/m dB dB cm deg 1 11420.00 45.62 74.00 -28.38 57.49 39.10 12.82 63.79 --- --- Peak 2 17130.00 48.38 68.30 -19.92 55.24 42.44 15.64 64.94 --- --- Peak

Mode	44	
	Harmonic	
	U-NII-3_5.725-5.85_802.11ax HE80_CH138_Full RU_5745MHz	
ANT	STBC 10+11	
Pol.	Horizontal	Vertical
Peak Avg	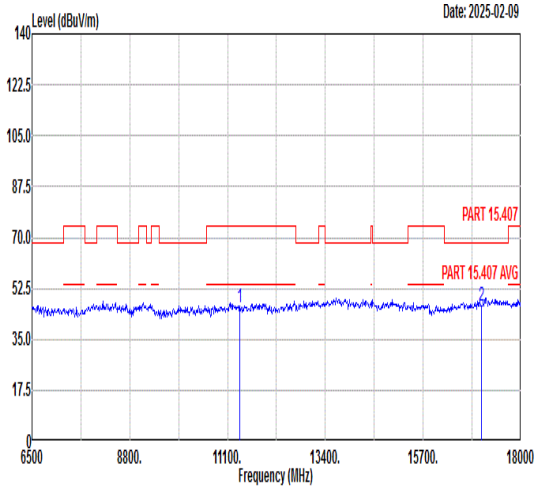 Freq Level Limit Line Margin Read Level Ant Factor Cable Loss Preamp Factor APos TPos Remark MHz dBuV/m dBuV/m dB dBuV dB/m dB dB cm deg 1 11380.00 45.79 74.00 -28.21 57.70 39.06 12.80 63.77 --- --- Peak 2 17070.00 46.62 68.30 -21.68 53.52 42.38 15.60 64.88 --- --- Peak	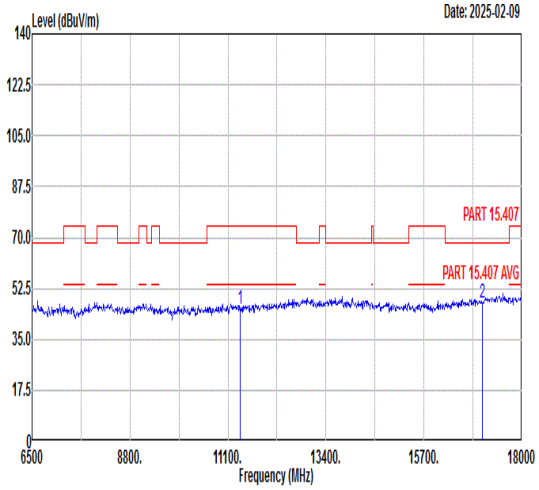 Freq Level Limit Line Margin Read Level Ant Factor Cable Loss Preamp Factor APos TPos Remark MHz dBuV/m dBuV/m dB dBuV dB/m dB dB cm deg 1 11380.00 45.44 74.00 -28.56 57.35 39.06 12.80 63.77 --- --- Peak 2 17070.00 47.73 68.30 -20.57 54.63 42.38 15.60 64.88 --- --- Peak

Mode	45	
	Band Edge	
	U-NII-1_5.15-5.25_802.11ax HE20_CH36_106/53_5180MHz	
ANT	STBC 10+11	
Pol.	Horizontal	Fundamental
Peak	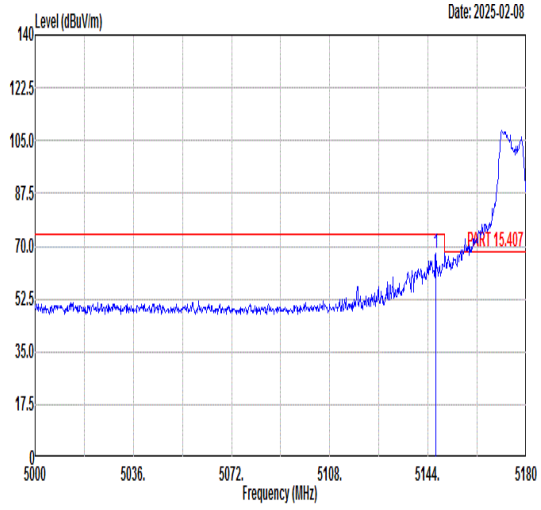 Freq Level Limit Line Margin (dB) Read Level Ant Factor Cable Loss Preamp Factor APos TPos Remark MHz dBuV/m dBuV/m dBuV dB/m dB dB cm deg 1 5146.88 67.41 74.00 -6.59 55.77 36.58 8.53 33.47 240 302 PEAK	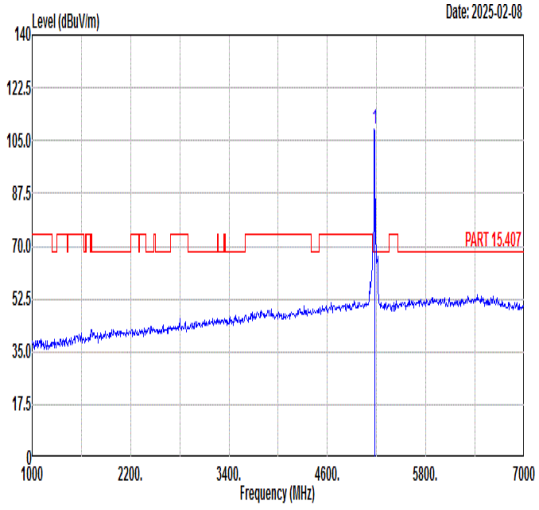 Freq Level Limit Line Margin (dB) Read Level Ant Factor Cable Loss Preamp Factor APos TPos Remark MHz dBuV/m dBuV/m dBuV dB/m dB dB cm deg 1 5180.00 108.61 ------ ------ 96.95 36.56 8.57 33.47 240 302 PEAK
Avg	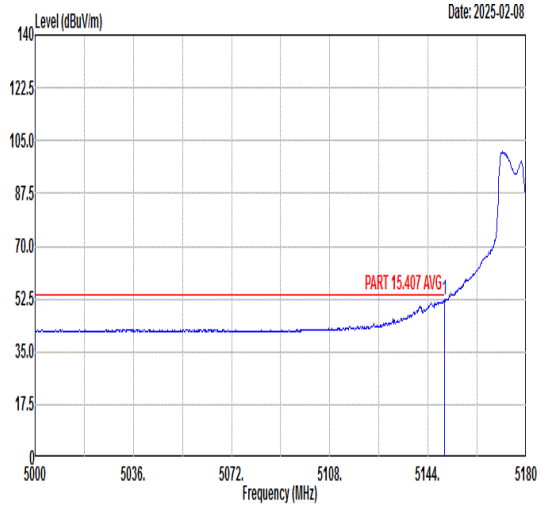 Freq Level Limit Line Margin (dB) Read Level Ant Factor Cable Loss Preamp Factor APos TPos Remark MHz dBuV/m dBuV/m dBuV dB/m dB dB cm deg 1 5149.94 52.13 54.00 -1.87 40.48 36.58 8.54 33.47 240 302 AVERAGE	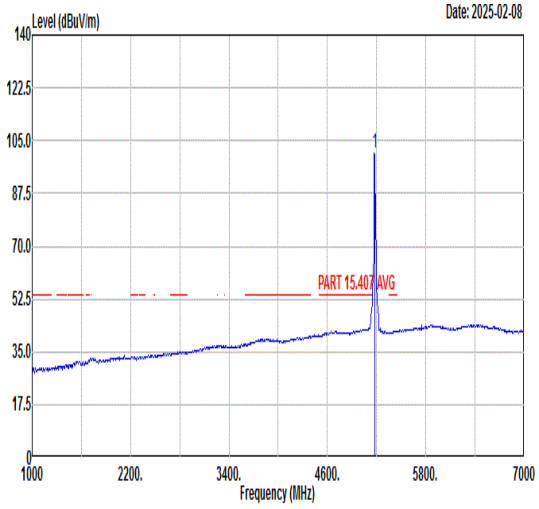 Freq Level Limit Line Margin (dB) Read Level Ant Factor Cable Loss Preamp Factor APos TPos Remark MHz dBuV/m dBuV/m dBuV dB/m dB dB cm deg 1 5180.00 100.89 ------ ------ 89.23 36.56 8.57 33.47 240 302 AVERAGE

Mode	45	
	Band Edge	
	U-NII-1_5.15-5.25_802.11ax HE20_CH36_106/53_5180MHz	
ANT	STBC 10+11	
Pol.	Vertical	Fundamental
Peak	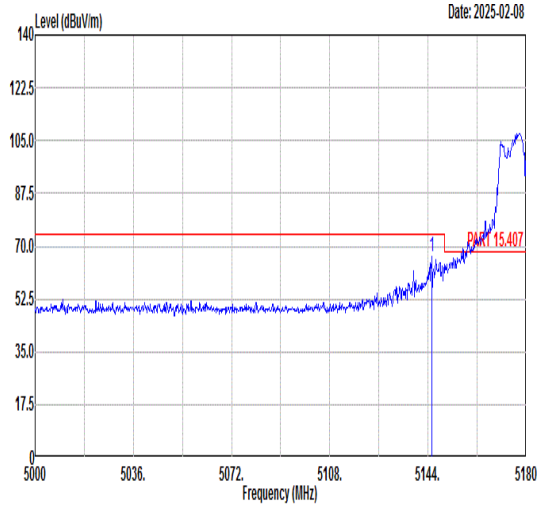 Freq Level Limit Line Margin (dB) Read Level Ant Factor Cable Loss Preamp Factor APos TPos Remark MHz dBuV/m dBuV/m dBuV dB/m dB dB cm deg 1 5145.44 66.58 74.00 -7.42 54.94 36.58 8.53 33.47 176 0 PEAK	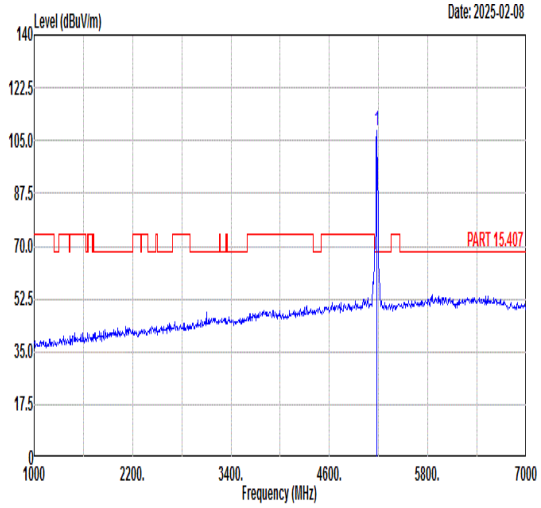 Freq Level Limit Line Margin (dB) Read Level Ant Factor Cable Loss Preamp Factor APos TPos Remark MHz dBuV/m dBuV/m dBuV dB/m dB dB cm deg 1 5180.00 108.18 ------ ------ 96.50 36.56 8.58 33.46 176 0 PEAK
Avg	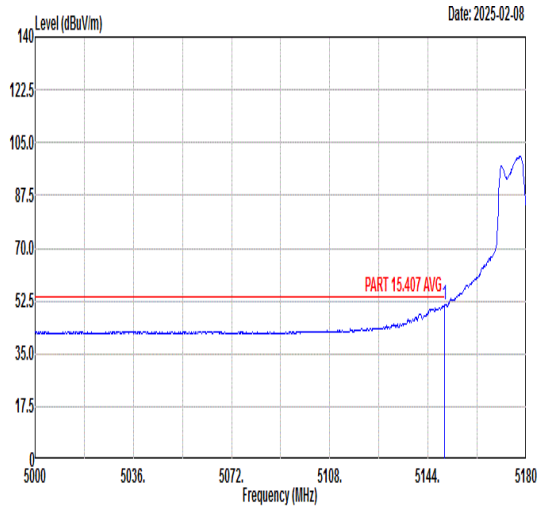 Freq Level Limit Line Margin (dB) Read Level Ant Factor Cable Loss Preamp Factor APos TPos Remark MHz dBuV/m dBuV/m dBuV dB/m dB dB cm deg 1 5149.94 51.01 54.00 -2.99 39.36 36.58 8.54 33.47 176 0 AVERAGE	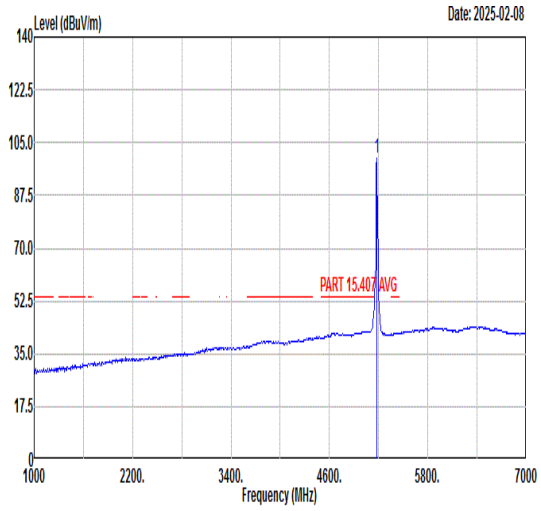 Freq Level Limit Line Margin (dB) Read Level Ant Factor Cable Loss Preamp Factor APos TPos Remark MHz dBuV/m dBuV/m dBuV dB/m dB dB cm deg 1 5180.00 99.92 ------ ------ 88.24 36.56 8.58 33.46 176 0 AVERAGE

Mode	46	
	Band Edge	
	U-NII-2A_5.25-5.35_802.11ax HE20_CH64_106/54_5320MHz	
ANT	STBC 10+11	
Pol.	Horizontal	Fundamental
Peak	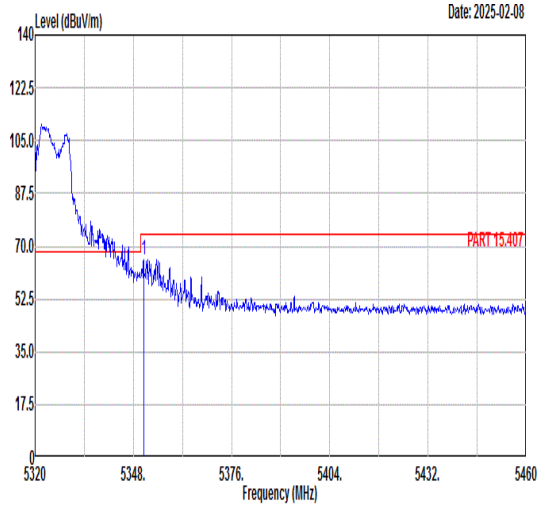 Freq Level Limit Line Margin (dB) Read Level Ant Factor Cable Loss Preamp Factor APos TPos Remark MHz dBuV/m dBuV/m dBuV dB/m dB dB cm deg 1 5350.94 65.70 74.00 -8.30 53.34 36.42 9.37 33.43 200 349 PEAK	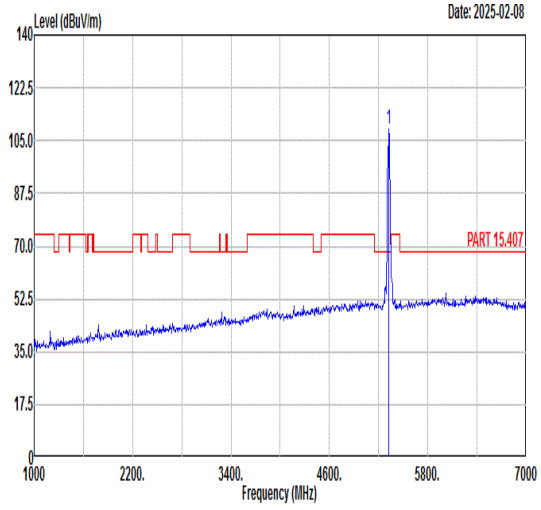 Freq Level Limit Line Margin (dB) Read Level Ant Factor Cable Loss Preamp Factor APos TPos Remark MHz dBuV/m dBuV/m dBuV dB/m dB dB cm deg 1 5320.00 109.09 ------ ------ 96.88 36.44 9.21 33.44 200 349 PEAK
Avg	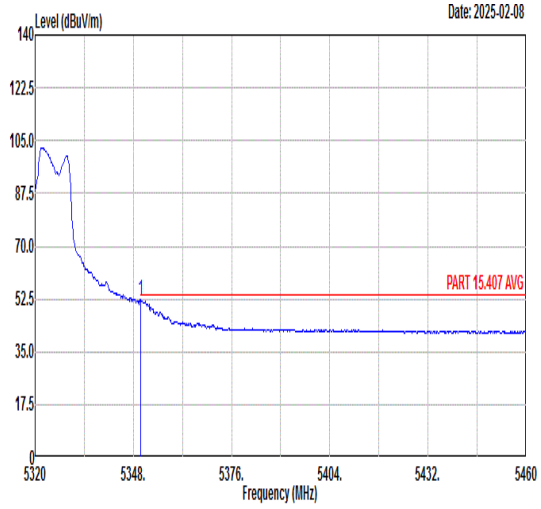 Freq Level Limit Line Margin (dB) Read Level Ant Factor Cable Loss Preamp Factor APos TPos Remark MHz dBuV/m dBuV/m dBuV dB/m dB dB cm deg 1 5350.10 52.31 54.00 -1.69 39.95 36.42 9.37 33.43 200 349 AVERAGE	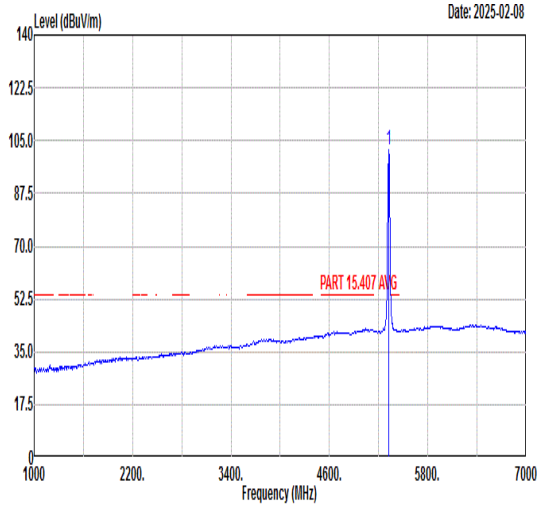 Freq Level Limit Line Margin (dB) Read Level Ant Factor Cable Loss Preamp Factor APos TPos Remark MHz dBuV/m dBuV/m dBuV dB/m dB dB cm deg 1 5320.00 102.16 ------ ------ 89.95 36.44 9.21 33.44 200 349 AVERAGE

Mode	46	
	Band Edge	
	U-NII-2A_5.25-5.35_802.11ax HE20_CH64_106/54_5320MHz	
ANT	STBC 10+11	
Pol.	Vertical	Fundamental
Peak	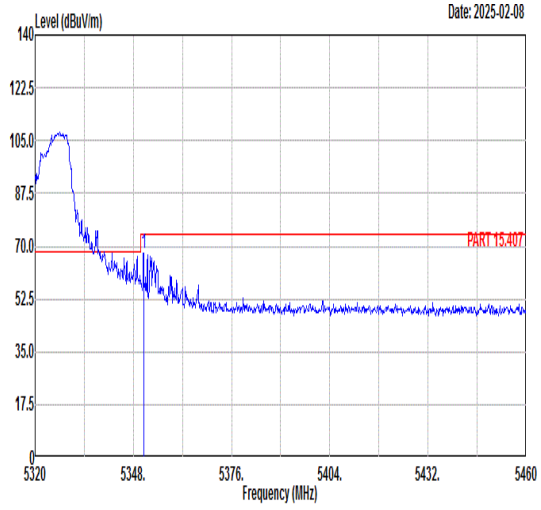 Freq Level Limit Line Margin (dB) Read Level Ant Factor Cable Loss Preamp Factor APos TPos Remark 1 5350.94 67.53 74.00 -6.47 55.17 36.42 9.37 33.43 128 0 PEAK	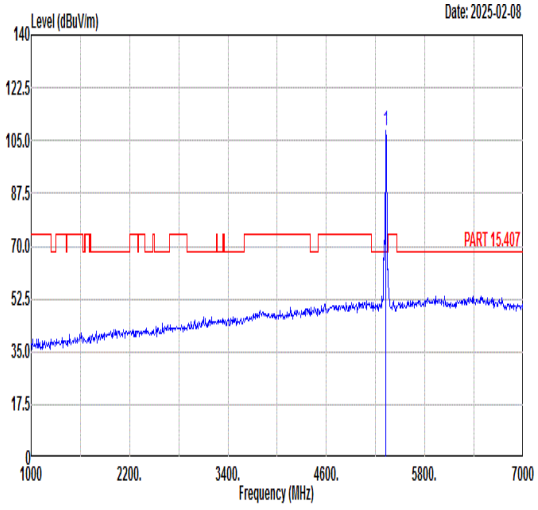 Freq Level Limit Line Margin (dB) Read Level Ant Factor Cable Loss Preamp Factor APos TPos Remark 1 5320.00 108.16 ------ ------ 95.91 36.44 9.24 33.43 128 0 PEAK
Avg	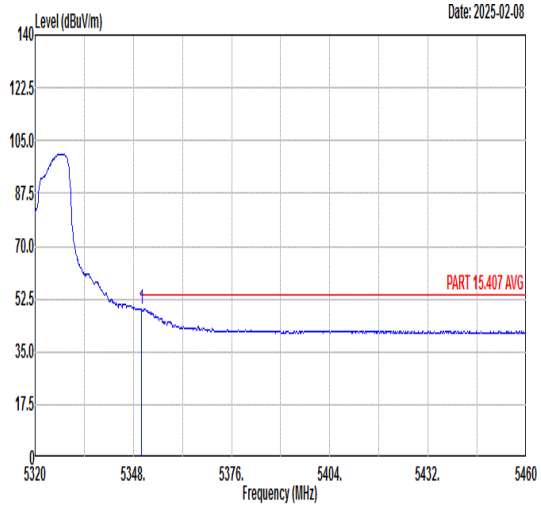 Freq Level Limit Line Margin (dB) Read Level Ant Factor Cable Loss Preamp Factor APos TPos Remark 1 5350.24 49.23 54.00 -4.77 36.87 36.42 9.37 33.43 128 0 AVERAGE	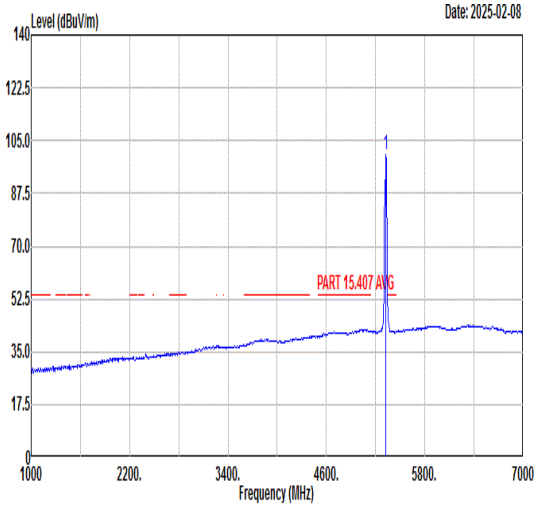 Freq Level Limit Line Margin (dB) Read Level Ant Factor Cable Loss Preamp Factor APos TPos Remark 1 5320.00 100.43 ------ ------ 88.18 36.44 9.24 33.43 128 0 AVERAGE

Mode	47	
	Band Edge	
	U-NII-2C_5.47-5.725_802.11ax HE20_CH100_26/0_5500MHz	
ANT	STBC 10+11	
Pol.	Horizontal	Fundamental
Peak	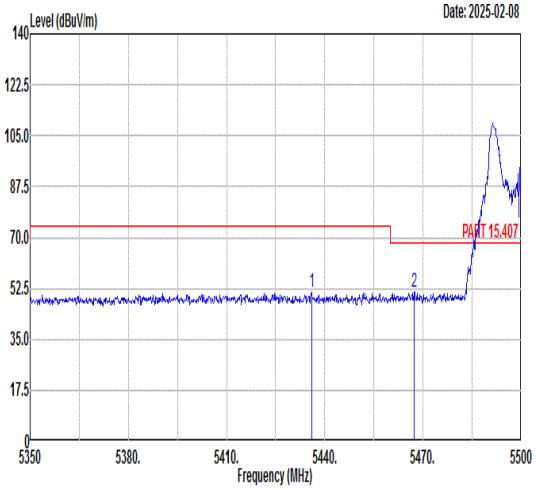 Freq Level Limit Line Margin (dB) Read Level Ant Factor Cable Loss Preamp Factor APos TPos Remark MHz dBuV/m dBuV/m dBuV dB/m dB dB cm deg 1 5435.95 51.03 74.00 -22.97 38.42 36.35 9.67 33.41 265 354 PEAK 2 5467.30 50.99 68.30 -17.31 38.38 36.33 9.69 33.41 265 354 PEAK	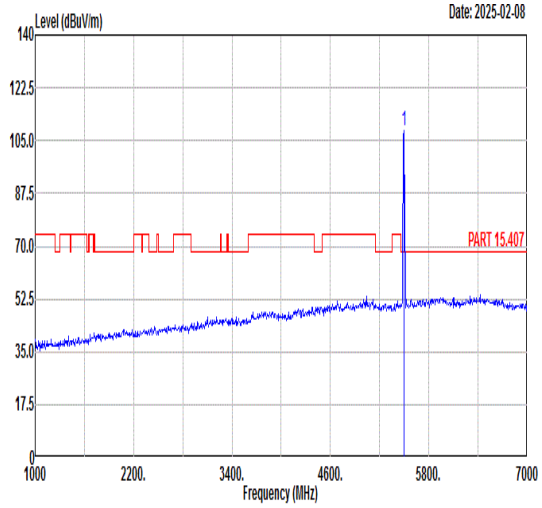 Freq Level Limit Line Margin (dB) Read Level Ant Factor Cable Loss Preamp Factor APos TPos Remark MHz dBuV/m dBuV/m dBuV dB/m dB dB cm deg 1 5500.00 108.55 ------ ------ 95.95 36.30 9.70 33.40 265 354 PEAK
Avg	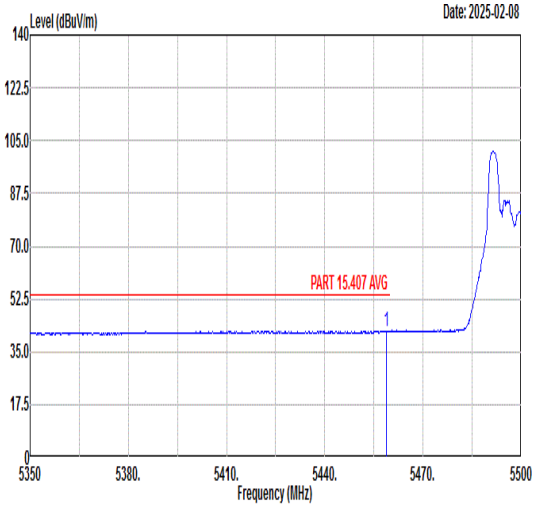 Freq Level Limit Line Margin (dB) Read Level Ant Factor Cable Loss Preamp Factor APos TPos Remark MHz dBuV/m dBuV/m dBuV dB/m dB dB cm deg 1 5458.90 41.95 54.00 -12.05 29.34 36.33 9.69 33.41 265 354 AVERAGE	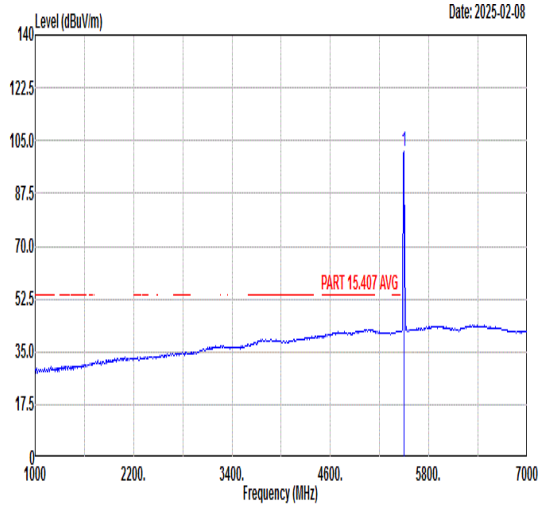 Freq Level Limit Line Margin (dB) Read Level Ant Factor Cable Loss Preamp Factor APos TPos Remark MHz dBuV/m dBuV/m dBuV dB/m dB dB cm deg 1 5500.00 101.34 ------ ------ 88.74 36.30 9.70 33.40 265 354 AVERAGE

Mode	47	
	Band Edge	
	U-NII-2C_5.47-5.725_802.11ax HE20_CH100_26/0_5500MHz	
ANT	STBC 10+11	
Pol.	Vertical	Fundamental
Peak	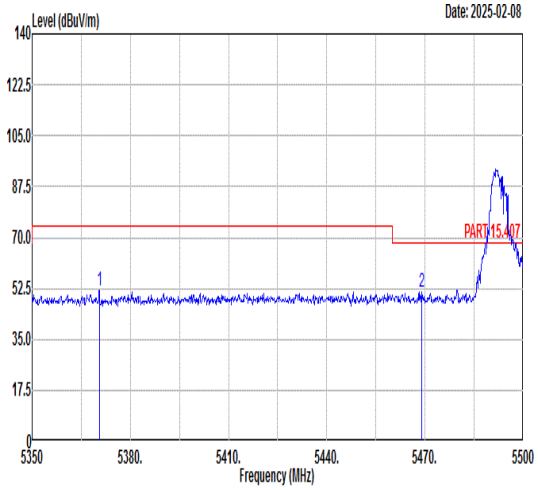 Freq Level Limit Line Margin (dB) Read Level Ant Factor Cable Loss Preamp Factor APos TPos Remark MHz dBuV/m dBuV/m dBuV dB/m dB dB cm deg 1 5370.55 51.65 74.00 -22.35 39.21 36.40 9.47 33.43 300 116 PEAK 2 5469.10 51.45 68.30 -16.85 38.85 36.32 9.69 33.41 300 116 PEAK	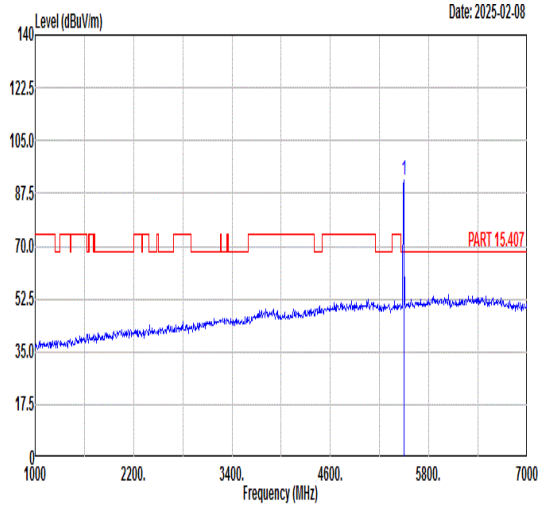 Freq Level Limit Line Margin (dB) Read Level Ant Factor Cable Loss Preamp Factor APos TPos Remark MHz dBuV/m dBuV/m dBuV dB/m dB dB cm deg 1 5500.00 91.85 ------ ------ 79.25 36.30 9.70 33.40 300 116 PEAK
Avg	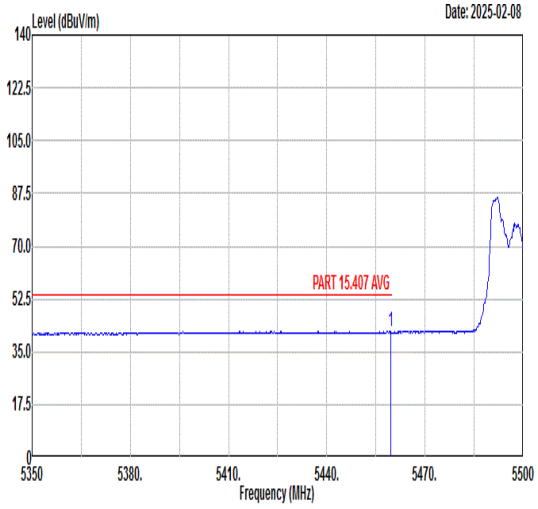 Freq Level Limit Line Margin (dB) Read Level Ant Factor Cable Loss Preamp Factor APos TPos Remark MHz dBuV/m dBuV/m dBuV dB/m dB dB cm deg 1 5459.50 41.74 54.00 -12.26 29.13 36.33 9.69 33.41 300 116 AVERAGE	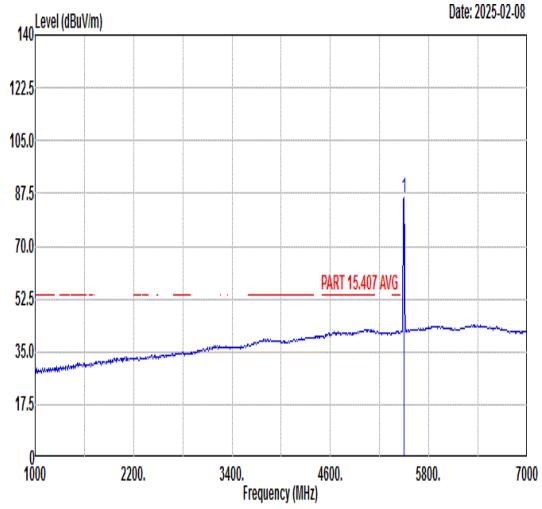 Freq Level Limit Line Margin (dB) Read Level Ant Factor Cable Loss Preamp Factor APos TPos Remark MHz dBuV/m dBuV/m dBuV dB/m dB dB cm deg 1 5500.00 86.05 ------ ------ 73.45 36.30 9.70 33.40 300 116 AVERAGE

Mode	48	
	Band Edge	
	U-NII-2C_5.47-5.725_802.11ax HE20_CH140_52/40_5700MHz	
ANT	STBC 10+11	
Pol.	Horizontal	Fundamental
Peak	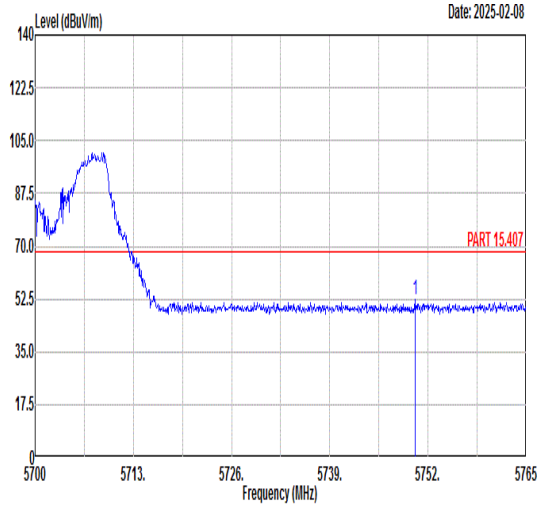 Freq Level Limit Line Margin (dB) Read Level Ant Factor Cable Loss Preamp Factor APos TPos Remark MHz dBuV/m dBuV/m dBuV dB/m dB dB cm deg 1 5750.31 52.16 68.30 -16.14 38.99 36.55 10.07 33.45 200 264 PEAK	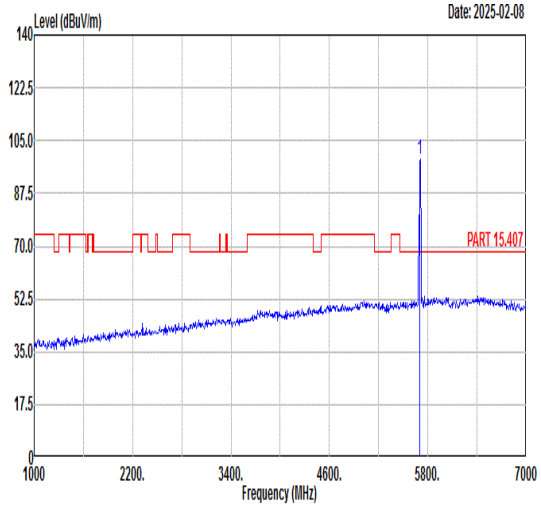 Freq Level Limit Line Margin (dB) Read Level Ant Factor Cable Loss Preamp Factor APos TPos Remark MHz dBuV/m dBuV/m dBuV dB/m dB dB cm deg 1 5700.00 98.71 ------ ------ 85.65 36.51 9.99 33.44 200 264 PEAK
Avg	Blank	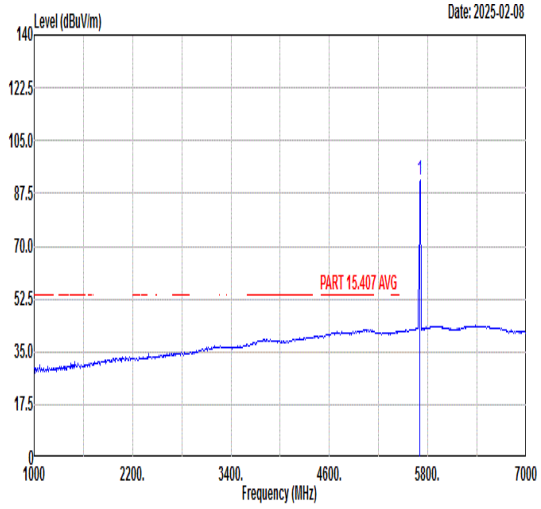 Freq Level Limit Line Margin (dB) Read Level Ant Factor Cable Loss Preamp Factor APos TPos Remark MHz dBuV/m dBuV/m dBuV dB/m dB dB cm deg 1 5700.00 92.00 ------ ------ 78.94 36.51 9.99 33.44 200 264 AVERAGE

Mode	48	
	Band Edge	
	U-NII-2C_5.47-5.725_802.11ax HE20_CH140_52/40_5700MHz	
ANT	STBC 10+11	
Pol.	Vertical	Fundamental
Peak	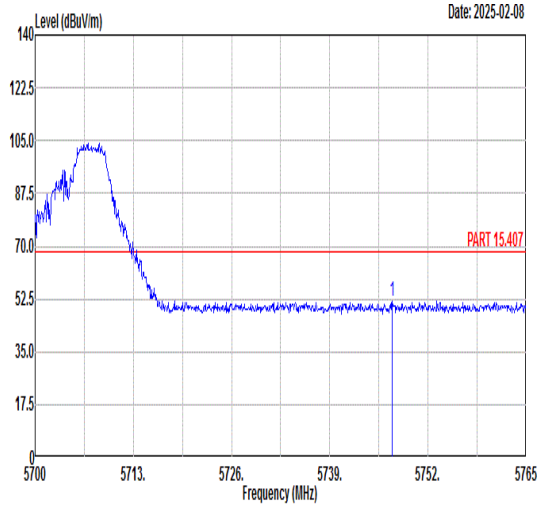 Freq Level Limit Line Margin (dB) Read Level Ant Factor Cable Loss Preamp Factor APos TPos Remark MHz dBuV/m dBuV/m dBuV dB/m dB dB cm deg 1 5747.26 51.77 68.30 -16.53 38.60 36.55 10.07 33.45 329 0 PEAK	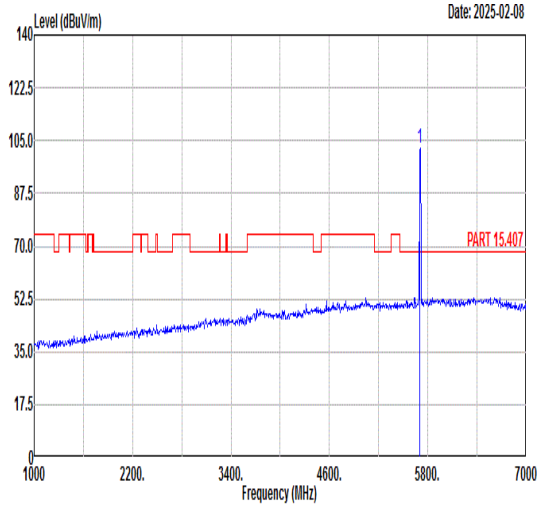 Freq Level Limit Line Margin (dB) Read Level Ant Factor Cable Loss Preamp Factor APos TPos Remark MHz dBuV/m dBuV/m dBuV dB/m dB dB cm deg 1 5700.00 102.70 ------ ------ 89.64 36.51 9.99 33.44 329 0 PEAK
Avg	Blank	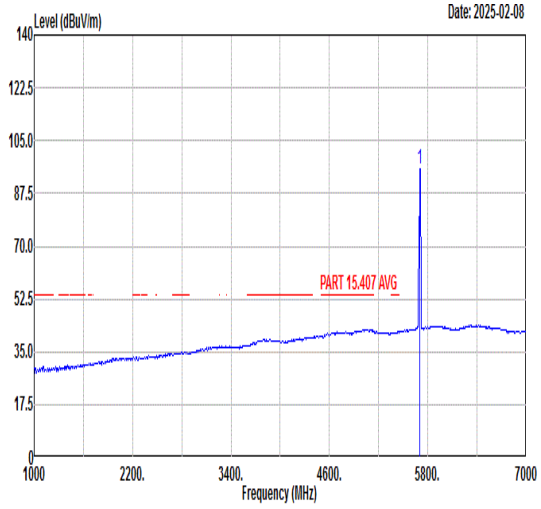 Freq Level Limit Line Margin (dB) Read Level Ant Factor Cable Loss Preamp Factor APos TPos Remark MHz dBuV/m dBuV/m dBuV dB/m dB dB cm deg 1 5700.00 95.61 ------ ------ 82.55 36.51 9.99 33.44 329 0 AVERAGE

Mode	49	
	Band Edge	
	U-NII-3_5.725-5.85_802.11ax HE20_CH149_106./53_5745MHz	
ANT	STBC 10+11	
Pol.	Horizontal	Fundamental
Peak	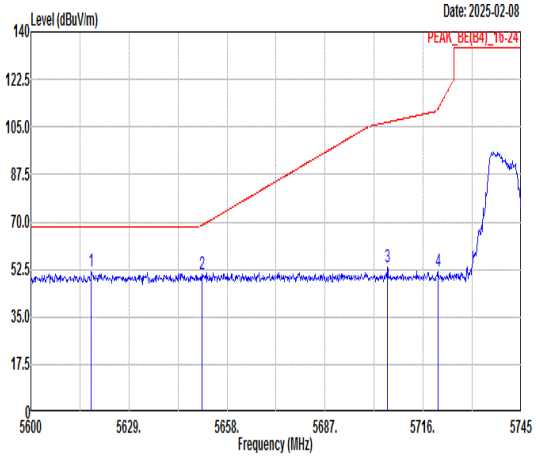 Freq Level Limit Line Margin (dB) Read Level Ant Factor Cable Loss Preamp Factor APos TPos Remark MHz dBuV/m dBuV/m dBuV dB/m dB dB cm deg 1 5617.84 51.84 68.30 -16.46 39.05 36.42 9.79 33.42 320 0 PEAK 2 5650.61 50.50 68.75 -18.25 37.62 36.45 9.86 33.43 320 0 PEAK 3 5705.42 53.11 106.72 -53.61 40.06 36.51 9.98 33.44 320 0 PEAK 4 5720.35 51.81 111.60 -59.79 38.72 36.52 10.01 33.44 320 0 PEAK	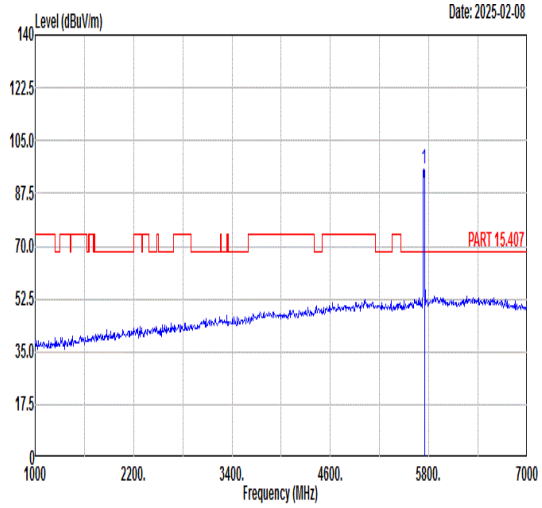 Freq Level Limit Line Margin (dB) Read Level Ant Factor Cable Loss Preamp Factor APos TPos Remark MHz dBuV/m dBuV/m dBuV dB/m dB dB cm deg 1 5745.00 95.56 ------ ------ 82.42 36.54 10.05 33.45 320 0 PEAK
Avg	Blank	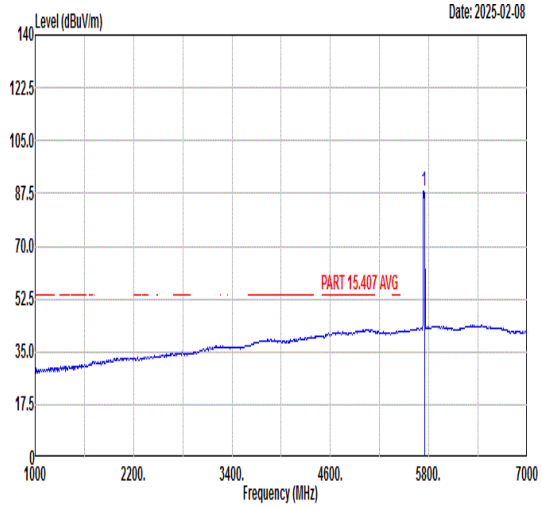 Freq Level Limit Line Margin (dB) Read Level Ant Factor Cable Loss Preamp Factor APos TPos Remark MHz dBuV/m dBuV/m dBuV dB/m dB dB cm deg 1 5745.00 88.27 ------ ------ 75.15 36.53 10.04 33.45 320 0 AVERAGE

Mode	49	
	Band Edge	
	U-NII-3_5.725-5.85_802.11ax HE20_CH149_106./53_5745MHz	
ANT	STBC 10+11	
Pol.	Vertical	Fundamental
Peak	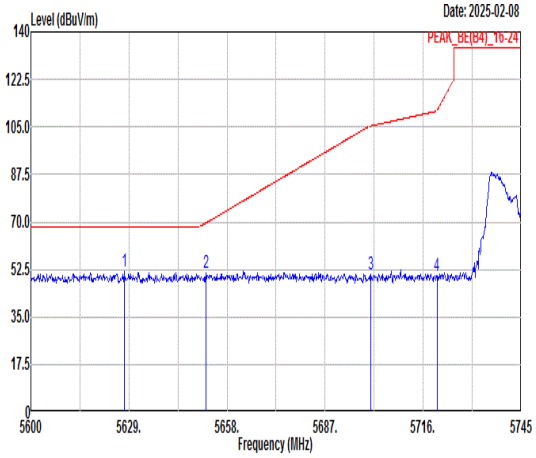 Freq Level Limit Line Margin (dB) Read Level Ant Factor Cable Loss Preamp Factor APos TPos Remark MHz dBuV/m dBuV/m dBuV dB/m dB dB cm deg 1 5627.70 51.69 68.30 -16.61 38.88 36.43 9.81 33.43 100 215 PEAK 2 5651.77 51.42 69.61 -18.19 38.54 36.45 9.86 33.43 100 215 PEAK 3 5700.49 50.57 105.34 -54.77 37.54 36.50 9.97 33.44 100 215 PEAK 4 5720.06 50.29 110.94 -60.65 37.20 36.52 10.01 33.44 100 215 PEAK	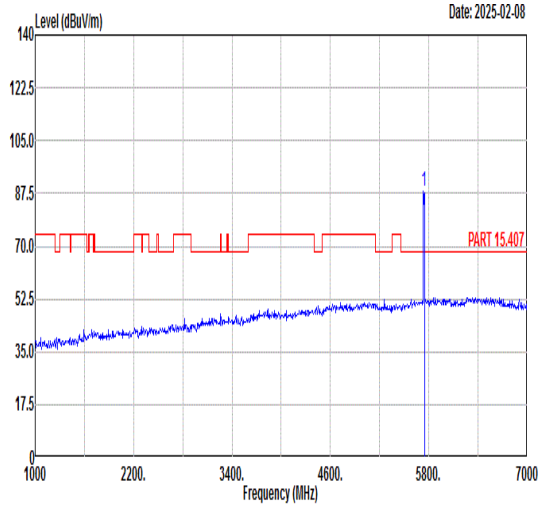 Freq Level Limit Line Margin (dB) Read Level Ant Factor Cable Loss Preamp Factor APos TPos Remark MHz dBuV/m dBuV/m dBuV dB/m dB dB cm deg 1 5745.00 87.97 ------ ------ 74.85 36.53 10.04 33.45 100 215 PEAK
Avg	Blank	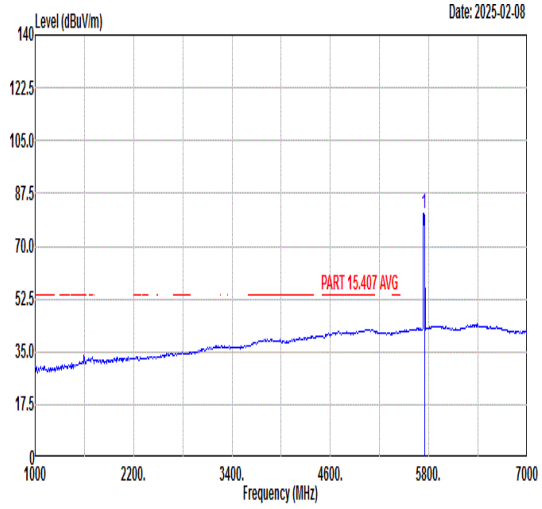 Freq Level Limit Line Margin (dB) Read Level Ant Factor Cable Loss Preamp Factor APos TPos Remark MHz dBuV/m dBuV/m dBuV dB/m dB dB cm deg 1 5745.00 80.96 ------ ------ 67.84 36.53 10.04 33.45 100 215 AVERAGE

Mode	50	
	Band Edge	
	U-NII-3_5.725-5.85_802.11ax HE20_CH165_26/8_5825MHz	
ANT	STBC 10+11	
Pol.	Horizontal	Fundamental
Peak	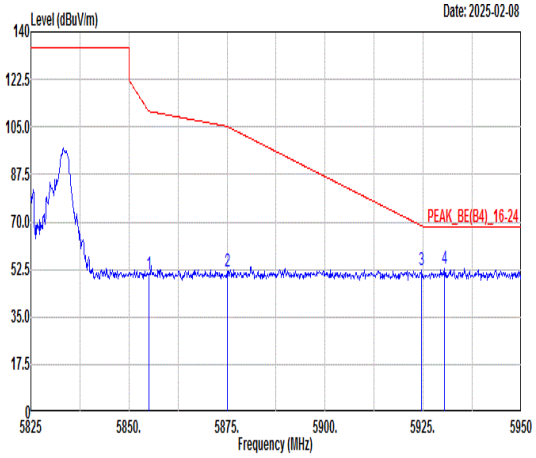 Freq Level Limit Line Margin (dB) Read Level Ant Factor Cable Loss Preamp Factor APos TPos Remark MHz dBuV/m dBuV/m dBuV dB/m dB dB cm deg 1 5855.00 50.85 110.80 -59.95 37.38 36.65 10.29 33.47 100 332 PEAK 2 5875.00 51.59 105.20 -53.61 38.06 36.67 10.33 33.47 100 332 PEAK 3 5924.63 52.31 68.58 -16.27 38.63 36.72 10.44 33.48 100 332 PEAK 4 5930.38 52.82 68.30 -15.48 39.13 36.73 10.45 33.49 100 332 PEAK	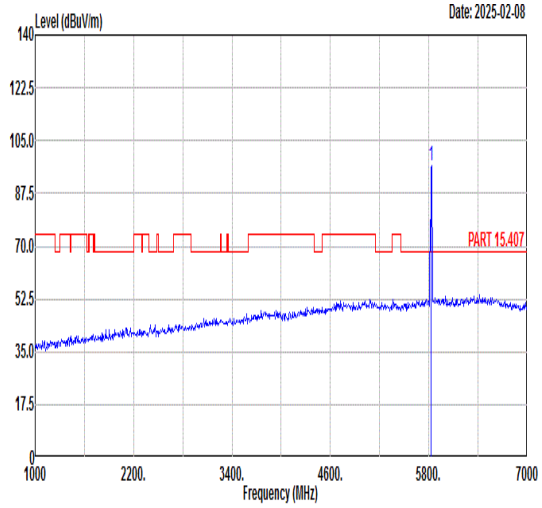 Freq Level Limit Line Margin (dB) Read Level Ant Factor Cable Loss Preamp Factor APos TPos Remark MHz dBuV/m dBuV/m dBuV dB/m dB dB cm deg 1 5825.00 96.45 ------ ------ 83.03 36.64 10.25 33.47 100 332 PEAK
Avg	Blank	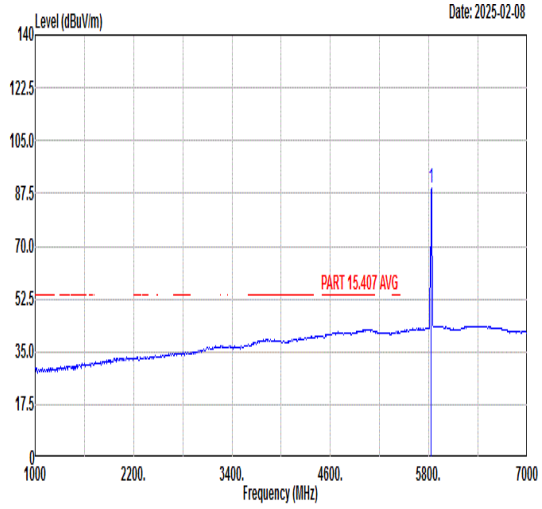 Freq Level Limit Line Margin (dB) Read Level Ant Factor Cable Loss Preamp Factor APos TPos Remark MHz dBuV/m dBuV/m dBuV dB/m dB dB cm deg 1 5825.00 89.06 ------ ------ 75.64 36.64 10.25 33.47 100 332 AVERAGE

Mode	50	
	Band Edge	
	U-NII-3_5.725-5.85_802.11ax HE20_CH165_26/8_5825MHz	
ANT	STBC 10+11	
Pol.	Vertical	Fundamental
Peak	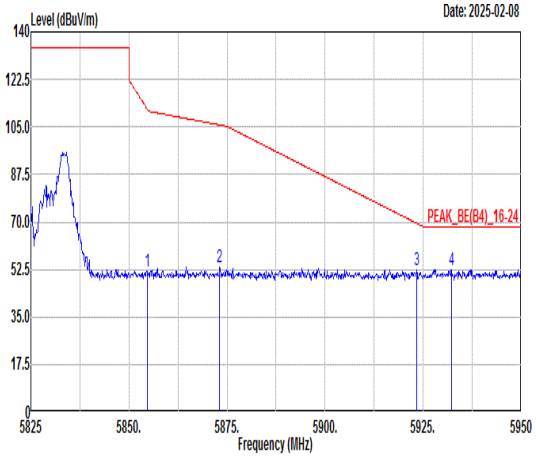 Freq Level Limit Line Margin (dB) Read Level Ant Factor Cable Loss Preamp Factor APos TPos Remark MHz dBuV/m dBuV/m dBuV dB/m dB dB cm deg 1 5854.63 51.84 111.65 -59.81 38.37 36.65 10.29 33.47 337 0 PEAK 2 5873.13 53.25 105.72 -52.47 39.72 36.67 10.33 33.47 337 0 PEAK 3 5923.38 52.22 69.49 -17.27 38.54 36.72 10.44 33.48 337 0 PEAK 4 5932.25 52.46 68.30 -15.84 38.77 36.73 10.45 33.49 337 0 PEAK	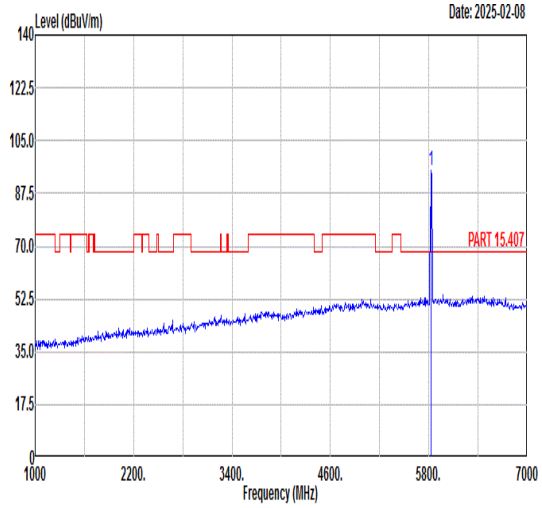 Freq Level Limit Line Margin (dB) Read Level Ant Factor Cable Loss Preamp Factor APos TPos Remark MHz dBuV/m dBuV/m dBuV dB/m dB dB cm deg 1 5825.00 95.25 ------ ------ 81.85 36.63 10.24 33.47 337 0 PEAK
Avg	Blank	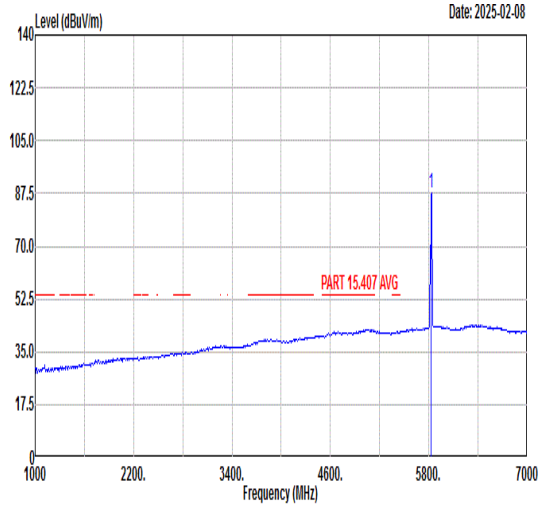 Freq Level Limit Line Margin (dB) Read Level Ant Factor Cable Loss Preamp Factor APos TPos Remark MHz dBuV/m dBuV/m dBuV dB/m dB dB cm deg 1 5825.00 87.61 ------ ------ 74.19 36.64 10.25 33.47 337 0 AVERAGE

Mode	53	
	LF	
	LF	
ANT	-	
Pol.	Horizontal	Vertical
QP/ Peak	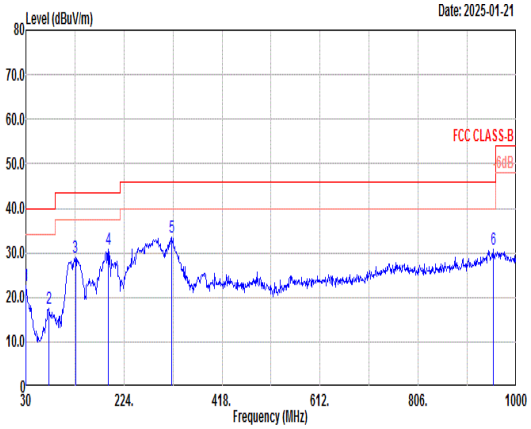	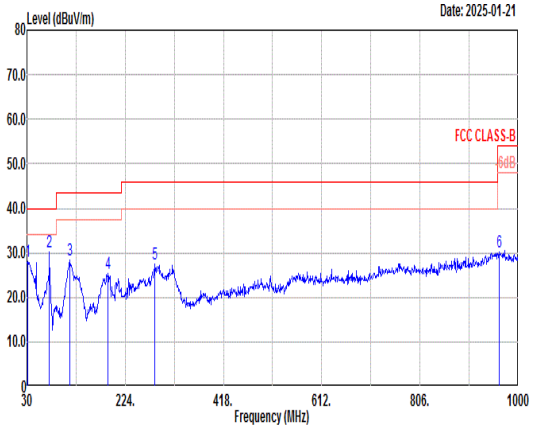

	Freq	Level	Limit Line	Margin	Read Level	Ant Factor	Cable Loss	Preamp Factor	APos	TPos	Remark
	MHz	dBuV/m	dBuV/m	dB	dBuV	dB/m	dB	dB	cm	deg	
1	30.00	22.70	40.00	-17.30	28.38	25.29	0.53	31.50	---	---	Peak
2	75.59	17.65	40.00	-22.35	35.37	13.02	0.87	31.61	---	---	Peak
3	127.97	28.94	43.50	-14.56	41.55	17.87	1.16	31.64	---	---	Peak
4	192.96	30.65	43.50	-12.85	45.86	14.89	1.41	31.51	---	---	Peak
5	318.09	33.54	46.00	-12.46	43.51	19.72	1.87	31.56	---	---	Peak
6	954.41	30.93	46.00	-15.07	26.93	31.60	3.24	30.84	---	---	Peak

	Freq	Level	Limit Line	Margin	Read Level	Ant Factor	Cable Loss	Preamp Factor	APos	TPos	Remark
	MHz	dBuV/m	dBuV/m	dB	dBuV	dB/m	dB	dB	cm	deg	
1	31.94	28.07	40.00	-11.93	34.85	24.25	0.55	31.58	---	---	Peak
2	74.62	30.27	40.00	-9.73	48.09	12.92	0.86	31.60	---	---	Peak
3	114.39	28.33	43.50	-15.17	41.45	17.46	1.09	31.67	---	---	Peak
4	190.05	25.28	43.50	-18.22	40.54	14.86	1.40	31.52	---	---	Peak
5	282.20	27.50	46.00	-18.50	38.37	18.94	1.75	31.56	---	---	Peak
6	963.14	30.15	54.00	-23.85	25.94	31.77	3.25	30.81	---	---	Peak

Mode	54	
	LF	
	LF	
ANT	-	
Pol.	Horizontal	Vertical
QP/ Peak	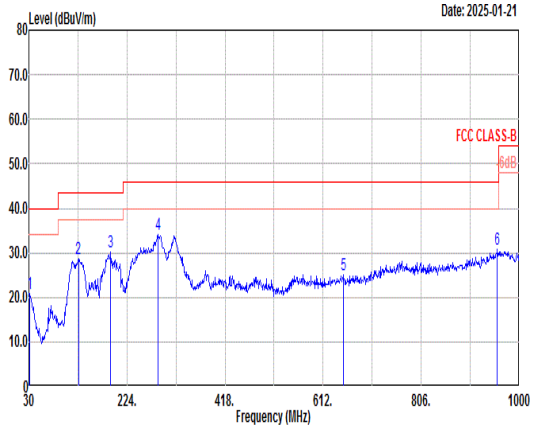	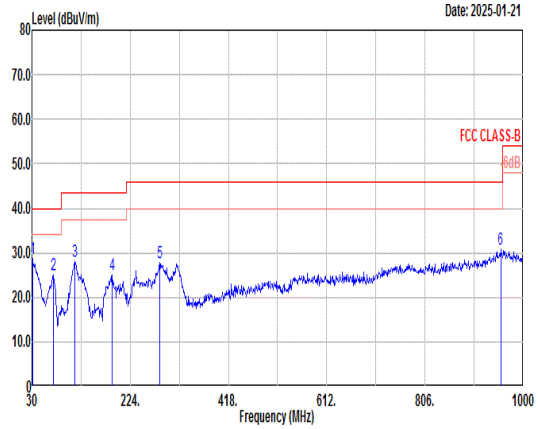

	Freq	Level	Limit Line	Margin	Read Level	Ant Factor	Cable Loss	Preamp Factor	APos	TPos	Remark
	MHz	dBuV/m	dBuV/m	dB	dBuV	dB/m	dB	dB	cm	deg	
1	31.94	20.96	40.00	-19.04	27.74	24.25	0.55	31.58	---	---	Peak
2	127.97	28.57	43.50	-14.93	41.18	17.87	1.16	31.64	---	---	Peak
3	191.99	30.22	43.50	-13.28	45.46	14.87	1.41	31.52	---	---	Peak
4	286.08	34.24	46.00	-11.76	44.98	19.07	1.76	31.57	---	---	Peak
5	651.77	25.18	46.00	-20.82	27.02	26.71	2.65	31.20	---	---	Peak
6	956.35	30.68	46.00	-15.32	26.60	31.67	3.24	30.83	---	---	Peak

	Freq	Level	Limit Line	Margin	Read Level	Ant Factor	Cable Loss	Preamp Factor	APos	TPos	Remark
	MHz	dBuV/m	dBuV/m	dB	dBuV	dB/m	dB	dB	cm	deg	
1	30.97	28.63	40.00	-11.37	34.91	24.72	0.54	31.54	---	---	Peak
2	71.71	25.06	40.00	-14.94	43.25	12.57	0.84	31.60	---	---	Peak
3	115.36	28.03	43.50	-15.47	41.08	17.52	1.10	31.67	---	---	Peak
4	188.11	24.97	43.50	-18.53	40.23	14.87	1.39	31.52	---	---	Peak
5	282.20	27.79	46.00	-18.21	38.66	18.94	1.75	31.56	---	---	Peak
6	955.38	30.75	46.00	-15.25	26.70	31.64	3.24	30.83	---	---	Peak

Mode	55	
	Band Edge - L	
	U-NII-1_5.15-5.25_802.11ax HE40_CH38_Full RU_5190MHz+BLE-2M CH00+LTE B48 Link_CO_TX	
ANT	STBC 10+11	
Pol.	Horizontal	Fundamental
Peak	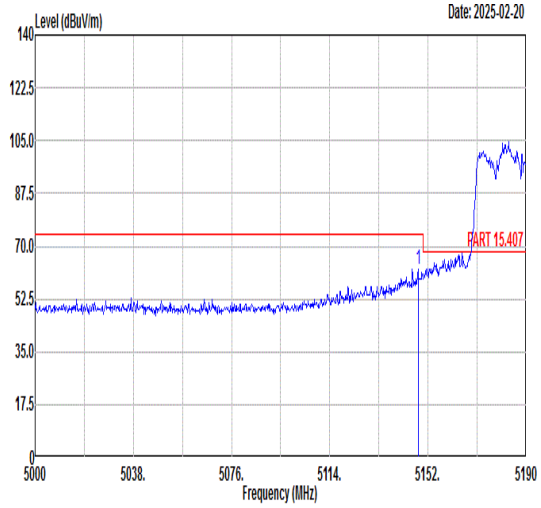 Freq Level Limit Line Margin (dB) Read Level Ant Factor Cable Loss Preamp Factor APos TPos Remark MHz dBuV/m dBuV/m dBuV dB/m dB dB cm deg 1 5148.20 62.23 74.00 -11.77 50.59 36.58 8.53 33.47 301 0 PEAK	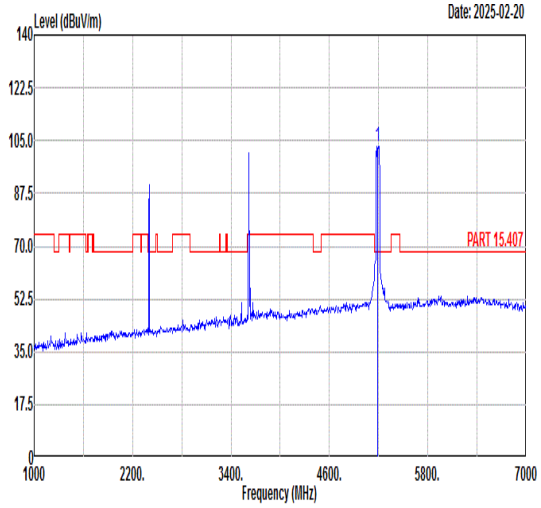 Freq Level Limit Line Margin (dB) Read Level Ant Factor Cable Loss Preamp Factor APos TPos Remark MHz dBuV/m dBuV/m dBuV dB/m dB dB cm deg 1 5190.00 103.22 ------ ------ 91.54 36.55 8.59 33.46 301 0 PEAK
Avg	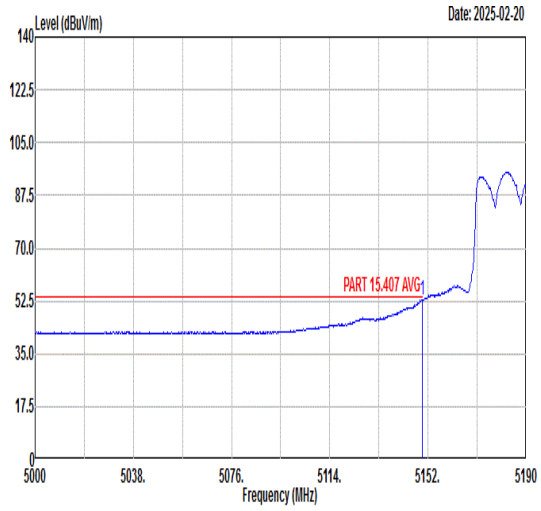 Freq Level Limit Line Margin (dB) Read Level Ant Factor Cable Loss Preamp Factor APos TPos Remark MHz dBuV/m dBuV/m dBuV dB/m dB dB cm deg 1 5149.91 52.73 54.00 -1.27 41.08 36.58 8.54 33.47 301 0 AVERAGE	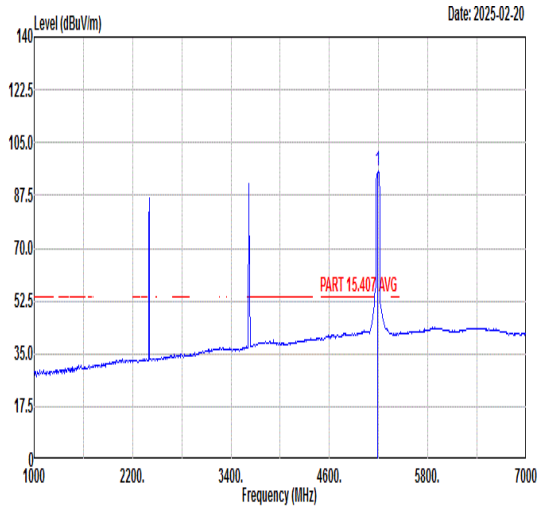 Freq Level Limit Line Margin (dB) Read Level Ant Factor Cable Loss Preamp Factor APos TPos Remark MHz dBuV/m dBuV/m dBuV dB/m dB dB cm deg 1 5190.00 95.37 ------ ------ 83.66 36.54 8.63 33.46 301 0 AVERAGE

Mode	55	
	Band Edge - R	
	U-NII-1_5.15-5.25_802.11ax HE40_CH38_Full RU_5190MHz+BLE-2M CH00+LTE B48 Link_CO_TX	
ANT	STBC 10+11	
Pol.	Horizontal	Fundamental
Peak	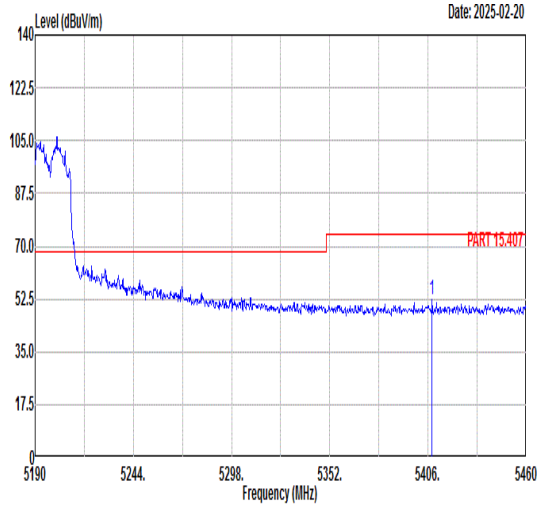 Freq Level Limit Line Margin (dB) Read Level Ant Factor Cable Loss Preamp Factor APos TPos Remark MHz dBuV/m dBuV/m dBuV dB/m dB dB cm deg 1 5408.16 52.28 74.00 -21.72 39.67 36.37 9.66 33.42 301 0 PEAK	Blank
Avg	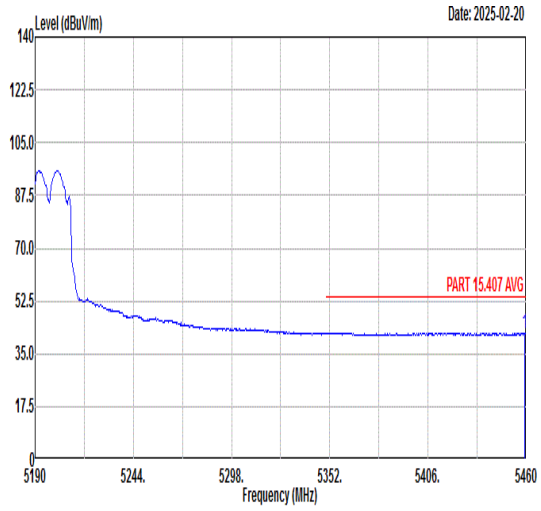 Freq Level Limit Line Margin (dB) Read Level Ant Factor Cable Loss Preamp Factor APos TPos Remark MHz dBuV/m dBuV/m dBuV dB/m dB dB cm deg 1 5459.19 41.99 54.00 -12.01 29.38 36.33 9.69 33.41 301 0 AVERAGE	Blank

Mode	55	
	Band Edge - L	
	U-NII-1_5.15-5.25_802.11ax HE40_CH38_Full RU_5190MHz+BLE-2M CH00+LTE B48 Link_CO_TX	
ANT	STBC 10+11	
Pol.	Vertical	Fundamental
Peak	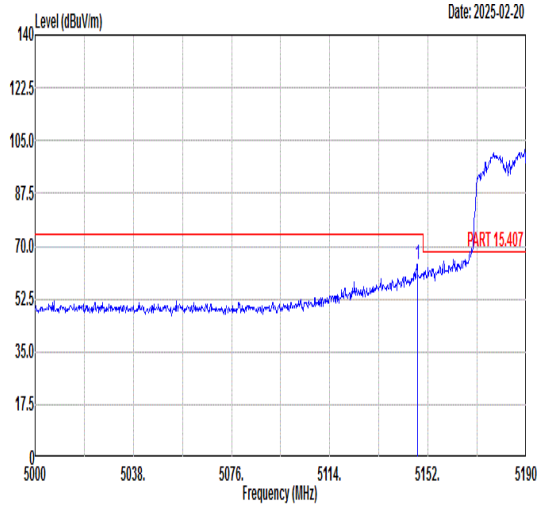 Freq Level Limit Line Margin (dB) Read Level Ant Factor Cable Loss Preamp Factor APos TPos Remark 1 5147.82 63.73 74.00 -10.27 52.09 36.58 8.53 33.47 150 11 PEAK	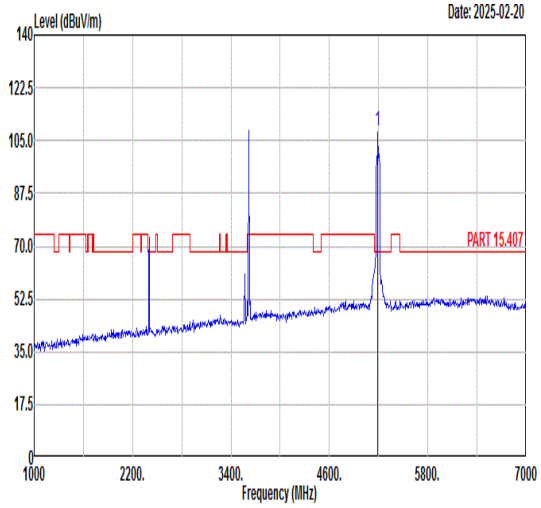 Freq Level Limit Line Margin (dB) Read Level Ant Factor Cable Loss Preamp Factor APos TPos Remark 1 5190.00 108.25 ------ ------ 101.71 33.61 6.68 33.75 150 11 PEAK
Avg	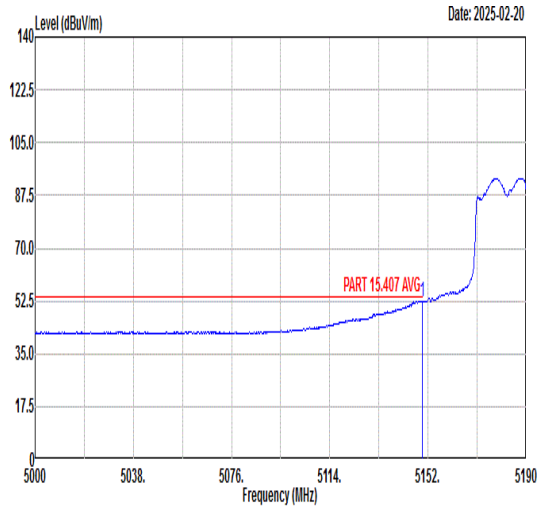 Freq Level Limit Line Margin (dB) Read Level Ant Factor Cable Loss Preamp Factor APos TPos Remark 1 5149.91 52.37 54.00 -1.63 40.72 36.58 8.54 33.47 150 11 AVERAGE	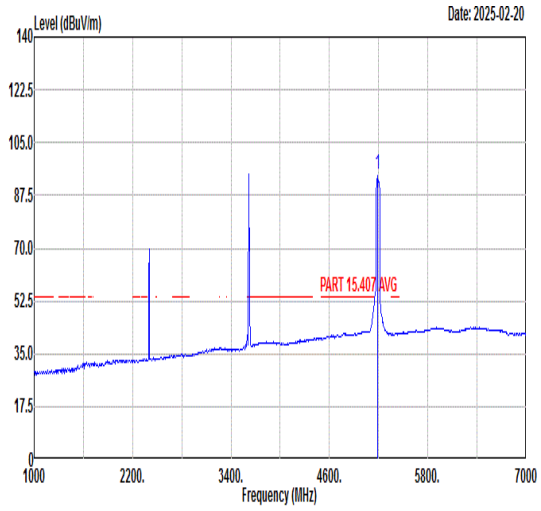 Freq Level Limit Line Margin (dB) Read Level Ant Factor Cable Loss Preamp Factor APos TPos Remark 1 5190.00 94.67 ------ ------ 88.13 33.61 6.68 33.75 150 11 AVERAGE

Mode	55	
	Band Edge - R	
	U-NII-1_5.15-5.25_802.11ax HE40_CH38_Full RU_5190MHz+BLE-2M CH00+LTE B48 Link_CO_TX	
ANT	STBC 10+11	
Pol.	Vertical	Fundamental
Peak	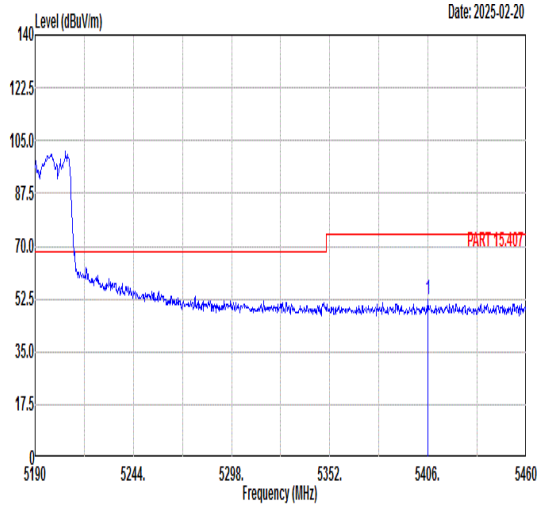 Freq Level Limit Line Margin (dB) Read Level Ant Factor Cable Loss Preamp Factor APos TPos Remark MHz dBuV/m dBuV/m dBuV dB/m dB dB cm deg 1 5405.73 52.18 74.00 -21.82 39.57 36.38 9.65 33.42 150 11 PEAK	Blank
Avg	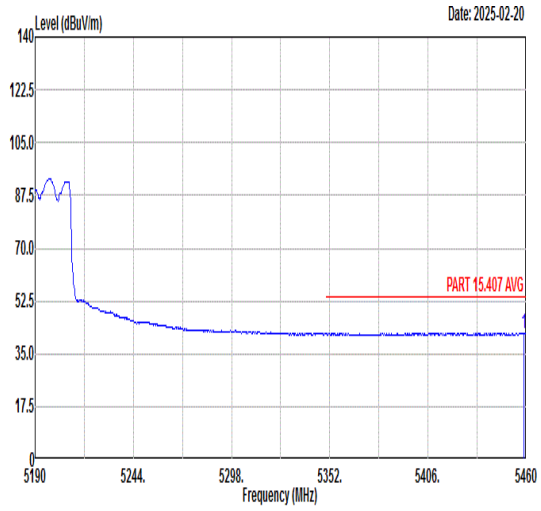 Freq Level Limit Line Margin (dB) Read Level Ant Factor Cable Loss Preamp Factor APos TPos Remark MHz dBuV/m dBuV/m dBuV dB/m dB dB cm deg 1 5458.65 41.94 54.00 -12.06 29.33 36.33 9.69 33.41 150 11 AVERAGE	Blank

Mode	55	
	Band Edge	
	U-NII-1_5.15-5.25_802.11ax HE40_CH38_Full RU_5190MHz+BLE-2M CH00+LTE B48 Link_CO_TX	
ANT	10	
Pol.	Horizontal	Fundamental
Peak	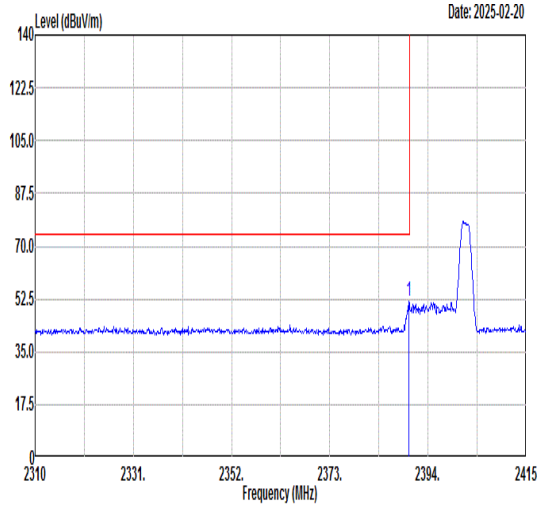 Freq Level Limit Line Margin (dB) Read Level Ant Factor Cable Loss Preamp Factor APos TPos Remark MHz dBuV/m dBuV/m dBuV dB/m dB dB cm deg 1 2389.91 51.62 74.00 -22.38 49.62 30.78 5.36 34.14 371 86 PEAK	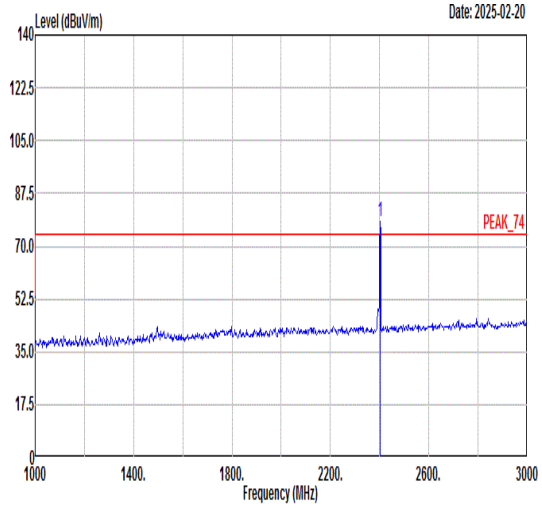 Freq Level Limit Line Margin (dB) Read Level Ant Factor Cable Loss Preamp Factor APos TPos Remark MHz dBuV/m dBuV/m dBuV dB/m dB dB cm deg 1 2402.00 78.00 ------ ------ 75.99 30.78 5.37 34.14 371 86 PEAK
Avg	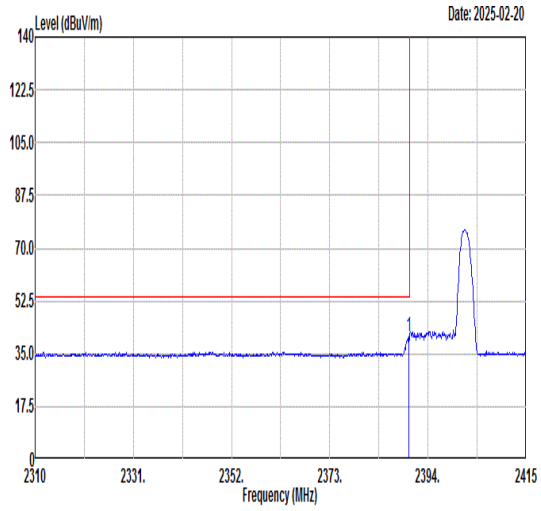 Freq Level Limit Line Margin (dB) Read Level Ant Factor Cable Loss Preamp Factor APos TPos Remark MHz dBuV/m dBuV/m dBuV dB/m dB dB cm deg 1 2389.91 40.92 54.00 -13.08 38.92 30.78 5.36 34.14 371 86 AVERAGE	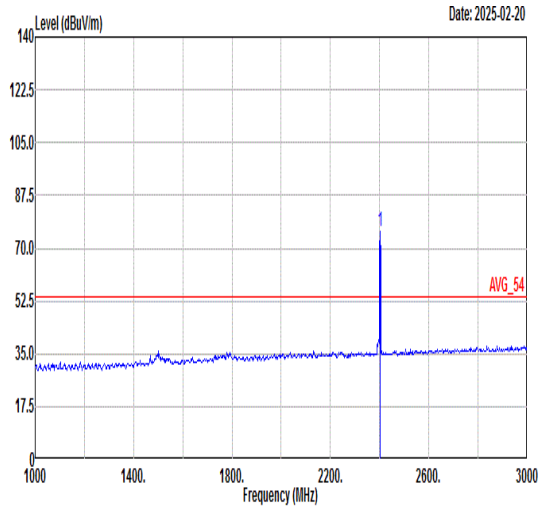 Freq Level Limit Line Margin (dB) Read Level Ant Factor Cable Loss Preamp Factor APos TPos Remark MHz dBuV/m dBuV/m dBuV dB/m dB dB cm deg 1 2402.00 75.79 ------ ------ 73.78 30.78 5.37 34.14 371 86 AVERAGE

Mode	55	
	Band Edge	
	U-NII-1_5.15-5.25_802.11ax HE40_CH38_Full RU_5190MHz+BLE-2M CH00+LTE B48 Link_CO_TX	
ANT	10	
Pol.	Vertical	Fundamental
Peak	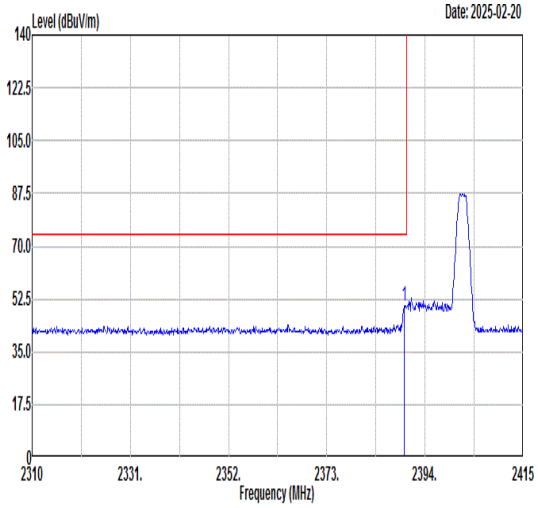 Freq Level Limit Line Margin (dB) Read Level Ant Factor Cable Loss Preamp Factor APos TPos Remark MHz dBuV/m dBuV/m dBuV dB/m dB dB cm deg 1 2389.49 50.38 74.00 -23.62 48.38 30.78 5.36 34.14 187 154 PEAK	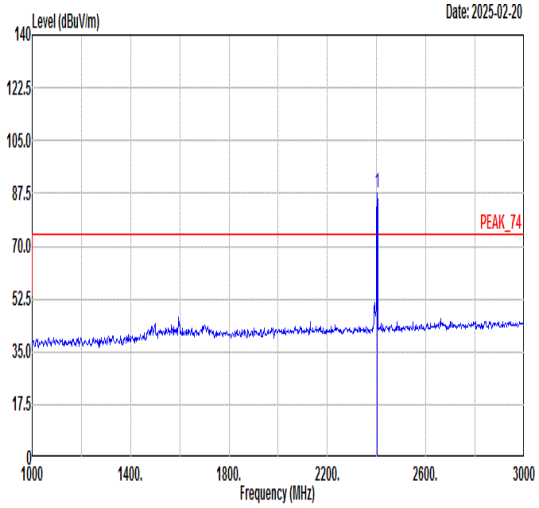 Freq Level Limit Line Margin (dB) Read Level Ant Factor Cable Loss Preamp Factor APos TPos Remark MHz dBuV/m dBuV/m dBuV dB/m dB dB cm deg 1 2402.00 87.51 ------ ------ 85.50 30.78 5.37 34.14 187 154 PEAK
Avg	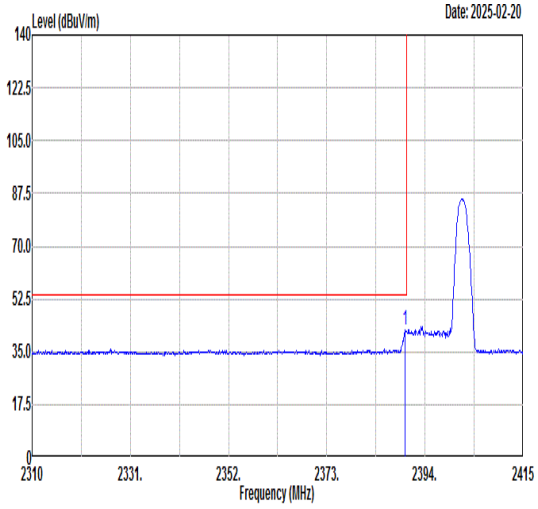 Freq Level Limit Line Margin (dB) Read Level Ant Factor Cable Loss Preamp Factor APos TPos Remark MHz dBuV/m dBuV/m dBuV dB/m dB dB cm deg 1 2389.70 42.44 54.00 -11.56 40.44 30.78 5.36 34.14 187 154 AVERAGE	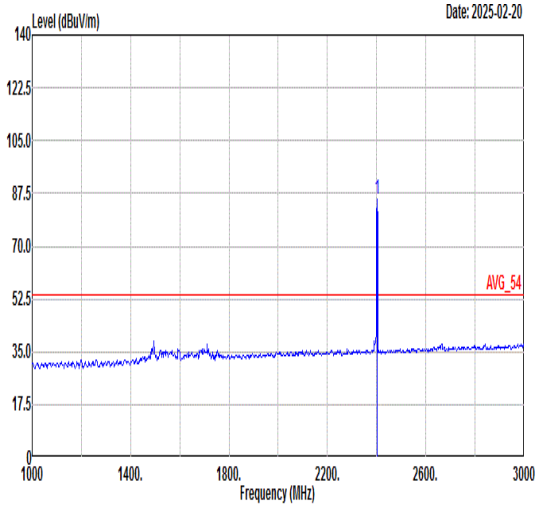 Freq Level Limit Line Margin (dB) Read Level Ant Factor Cable Loss Preamp Factor APos TPos Remark MHz dBuV/m dBuV/m dBuV dB/m dB dB cm deg 1 2402.00 85.65 ------ ------ 83.64 30.78 5.37 34.14 187 154 AVERAGE

Mode	55	
	Harmonic	
	U-NII-1_5.15-5.25_802.11ax HE40_CH38_Full RU_5190MHz+BLE-2M CH00+LTE B48 Link_CO_TX	
ANT	STBC 10+11	
Pol.	Horizontal	Vertical
Peak Avg	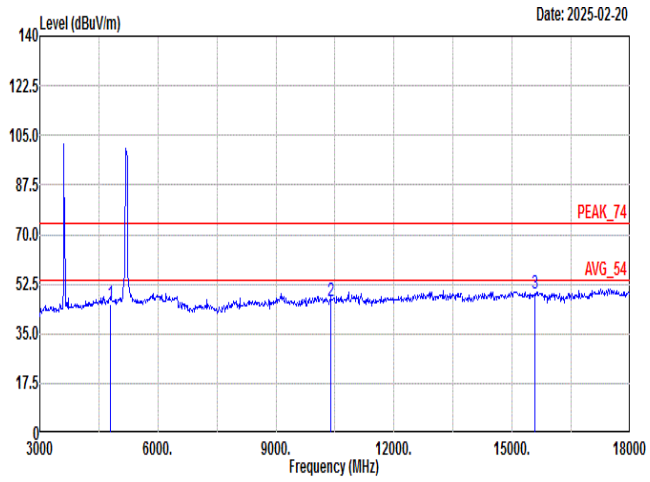 Freq Level Limit Line Margin Read Level Ant Factor Cable Loss Preamp Factor APos TPos Remark MHz dBuV/m dBuV/m dB dBuV dB/m dB dB cm deg 1 4804.00 45.69 74.00 -28.31 33.86 36.39 8.94 33.50 --- --- Peak 2 10380.00 46.74 74.00 -27.26 30.06 38.48 12.08 33.88 --- --- Peak 3 15570.00 49.16 74.00 -24.84 28.15 41.34 14.60 34.93 --- --- Peak	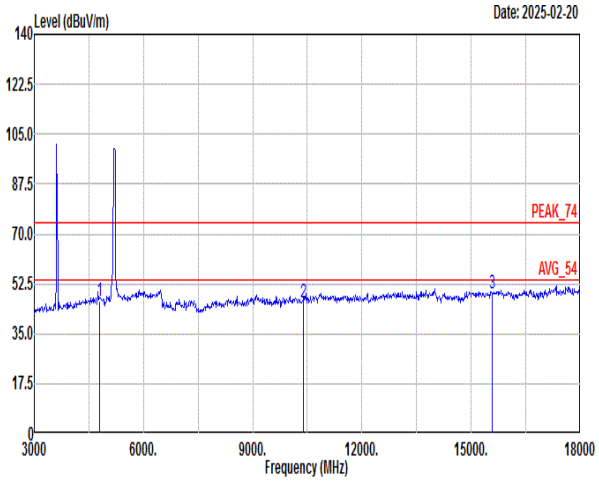 Freq Level Limit Line Margin Read Level Ant Factor Cable Loss Preamp Factor APos TPos Remark MHz dBuV/m dBuV/m dB dBuV dB/m dB dB cm deg 1 4804.00 46.24 74.00 -27.76 34.41 36.39 8.94 33.50 --- --- Peak 2 10380.00 46.16 74.00 -27.84 29.48 38.48 12.08 33.88 --- --- Peak 3 15570.00 49.33 74.00 -24.67 28.32 41.34 14.60 34.93 --- --- Peak

Remark: All signals exceeding the limit are fundamental frequency signals and can be ignored.

Appendix D. Duty Cycle Plots

ANT 10:

Band	Duty Cycle(%)	T(ms)	1/T(kHz)	VBW Setting
802.11a	100	-	-	10Hz
802.11n HT20	100	-	-	10Hz
802.11n HT40	100	-	-	10Hz
802.11ac VHT20	100	-	-	10Hz
802.11ac VHT40	100	-	-	10Hz
802.11ac VHT80	100	-	-	10Hz
802.11ac VHT160	100	-	-	10Hz
802.11ax HE20	100	-	-	10Hz
802.11ax HE40	100	-	-	10Hz
802.11ax HE80	100	-	-	10Hz
802.11ax HE160	100	-	-	10Hz

802.11a

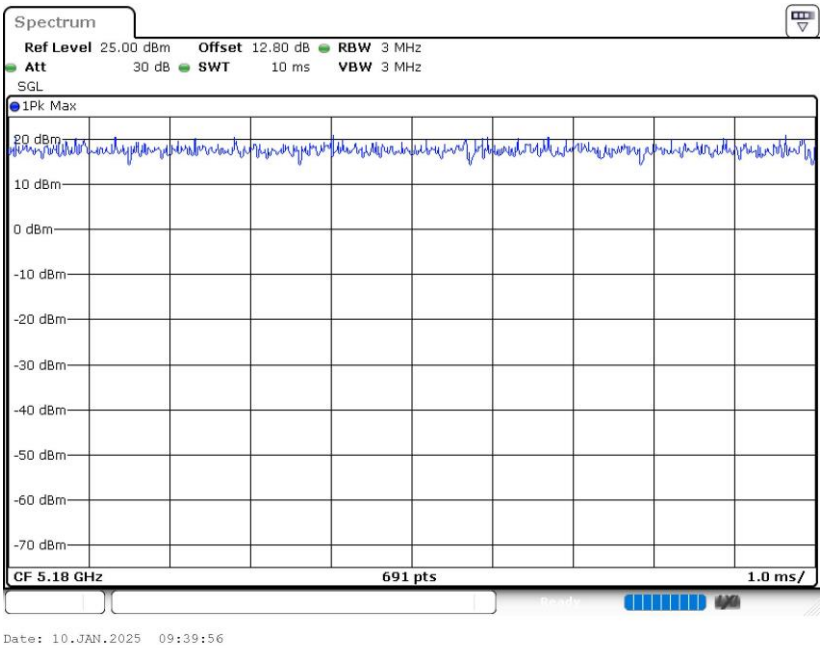

802.11n20

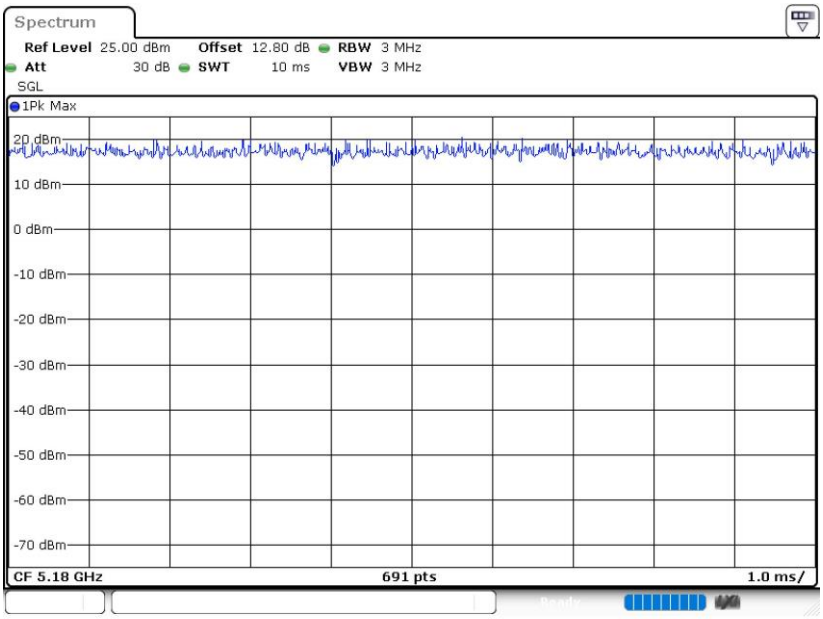

Date: 10.JAN.2025 09:52:15

802.11n40

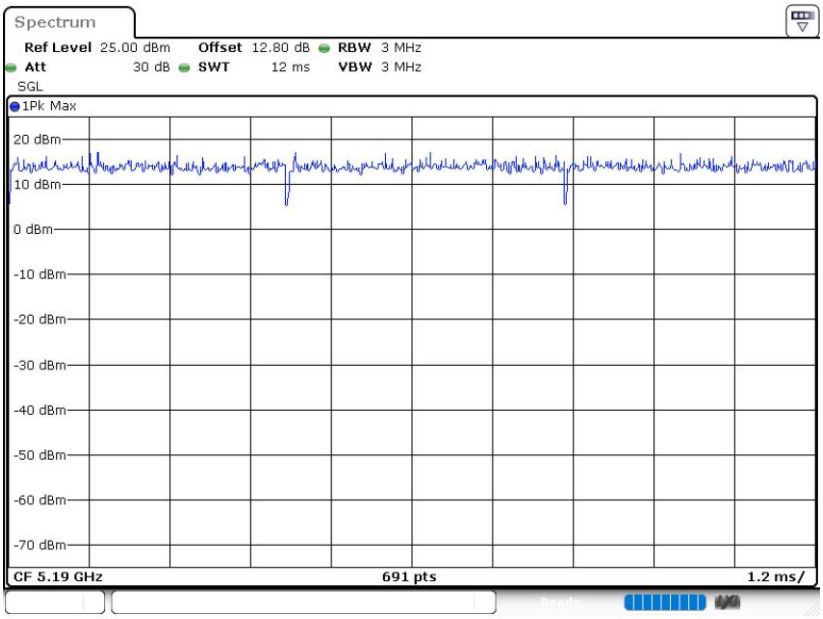

Date: 10.JAN.2025 10:47:12

802.11ac VHT20

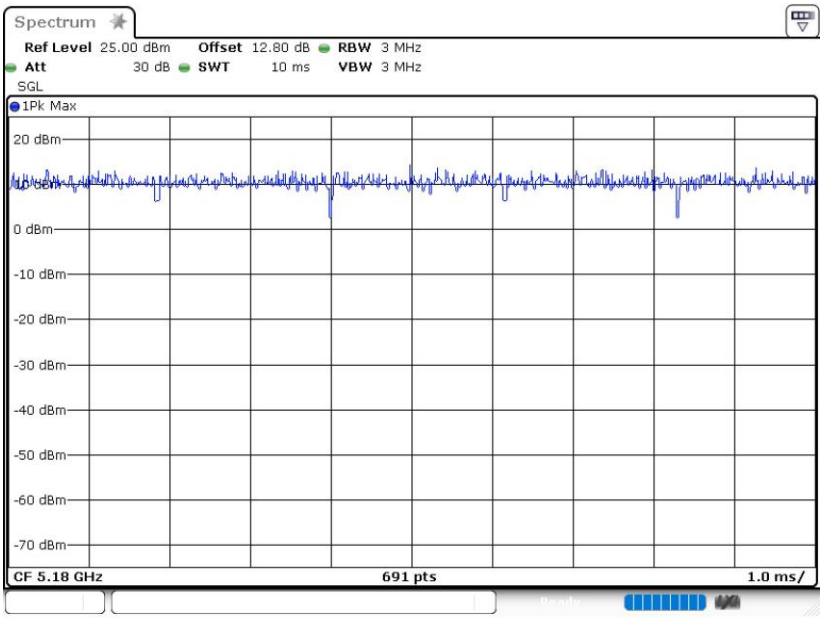

Date: 10.JAN.2025 11:50:39

802.11 ac VHT40

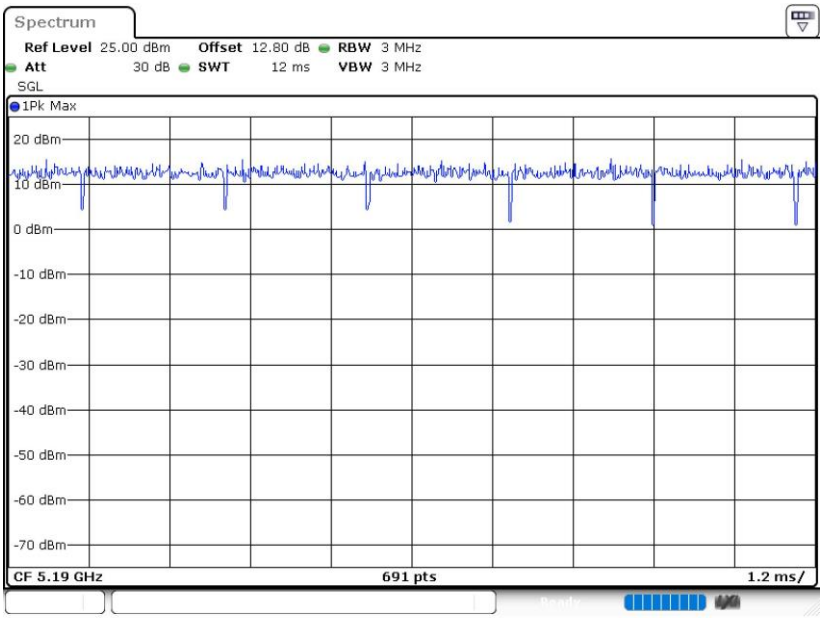

Date: 10.JAN.2025 11:49:54

802.11 ac VHT80

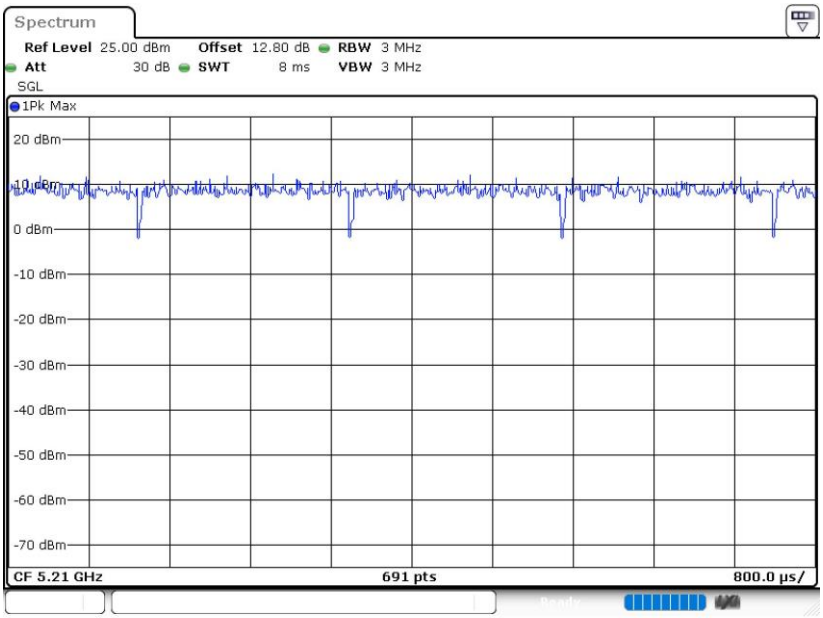

Date: 10.JAN.2025 12:04:51

802.11 ac VHT160

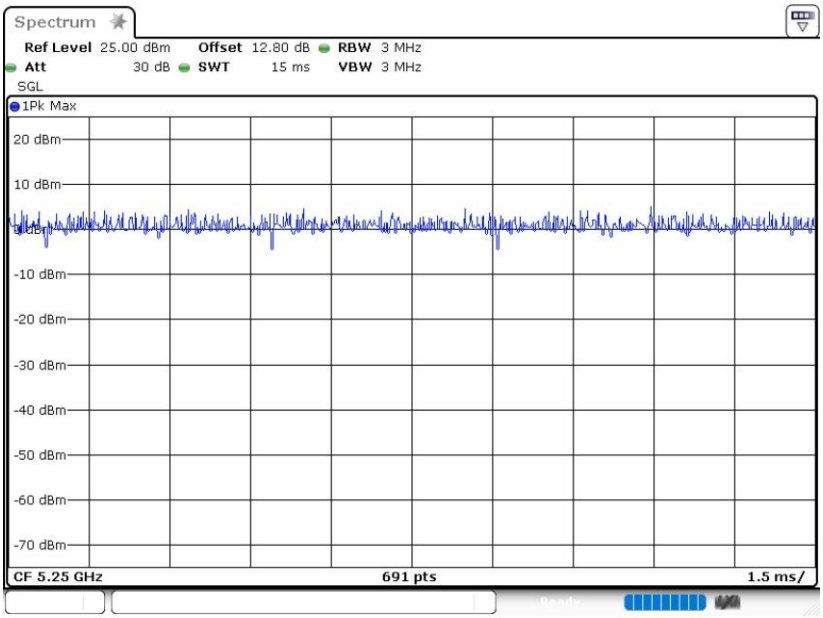

Date: 10.JAN.2025 12:32:25

802.11ax HE20

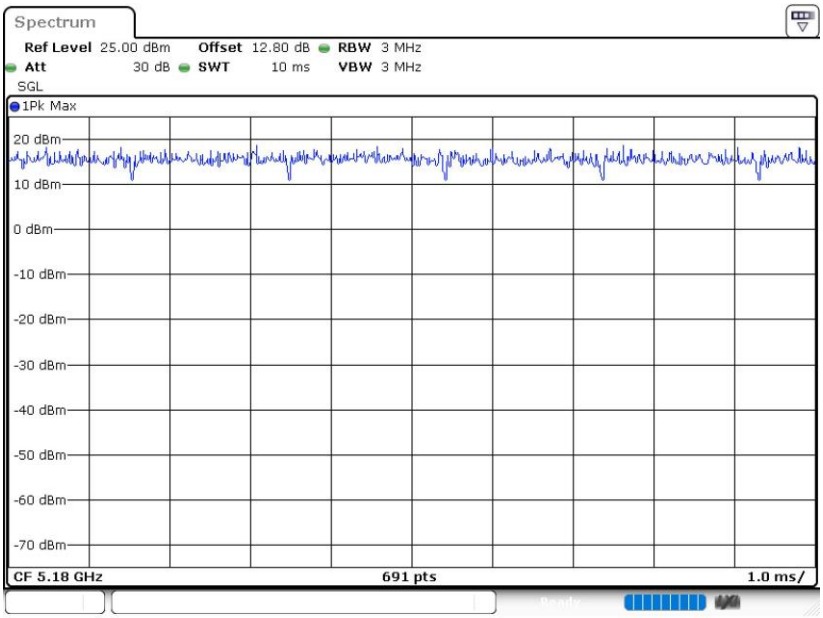

Date: 10.JAN.2025 12:36:21

802.11ax HE40

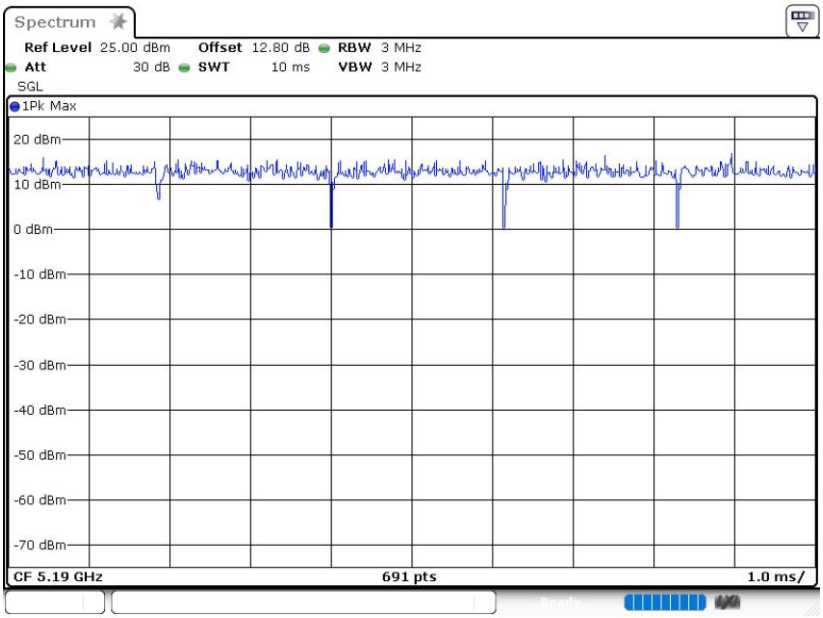

Date: 10.JAN.2025 13:06:07

802.11ax HE80

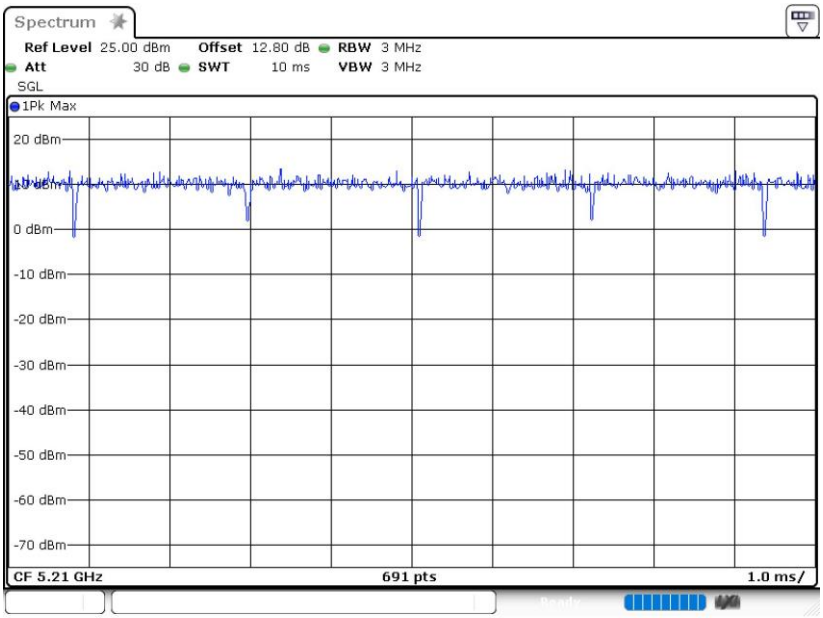

Date: 10.JAN.2025 13:08:11

802.11ax HE160

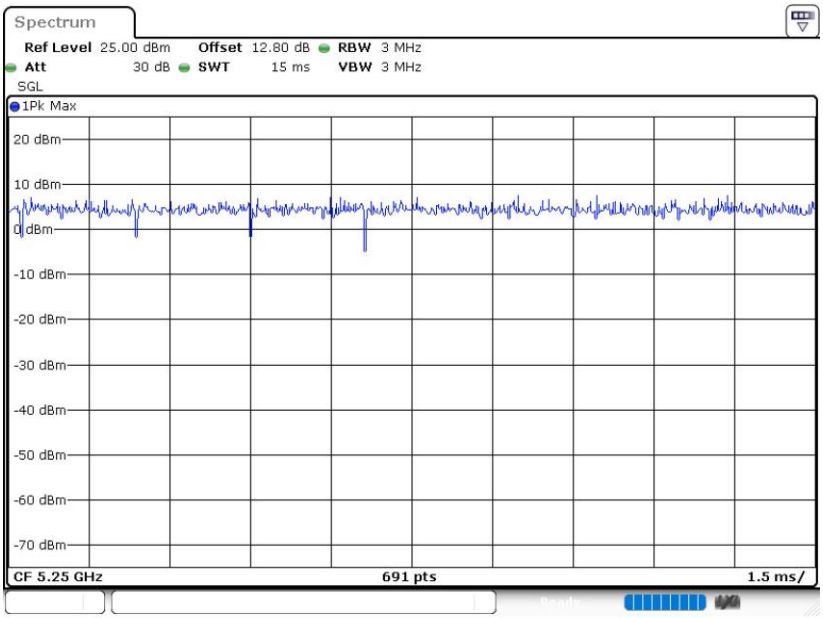

Date: 10.JAN.2025 13:19:26

ANT 11:

Band	Duty Cycle(%)	T(ms)	1/T(kHz)	VBW Setting
802.11a	100	-	-	10Hz
802.11n HT20	100	-	-	10Hz
802.11n HT40	100	-	-	10Hz
802.11ac VHT20	100	-	-	10Hz
802.11ac VHT40	100	-	-	10Hz
802.11ac VHT80	100	-	-	10Hz
802.11ac VHT160	100	-	-	10Hz
802.11ax HE20	100	-	-	10Hz
802.11ax HE40	100	-	-	10Hz
802.11ax HE80	100	-	-	10Hz
802.11ax HE160	100	-	-	10Hz

802.11a

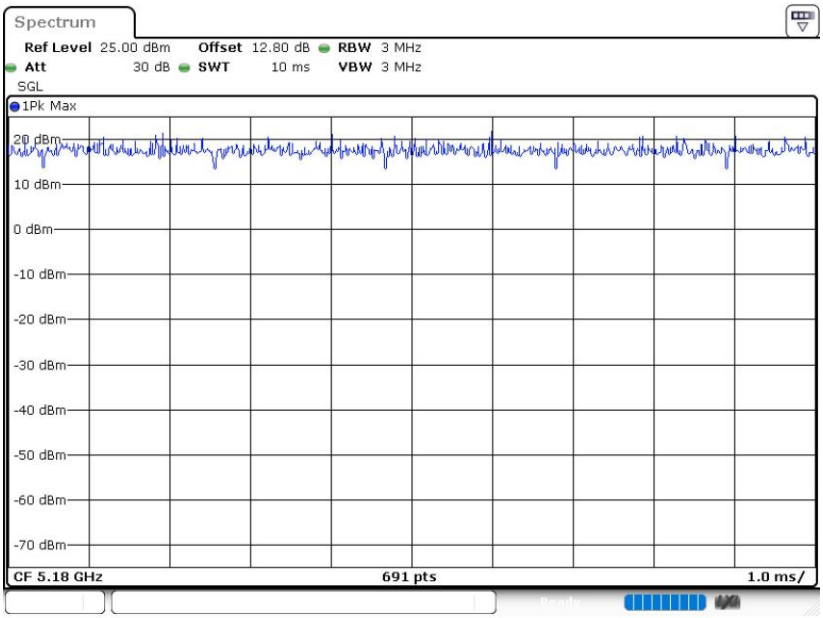

802.11n20

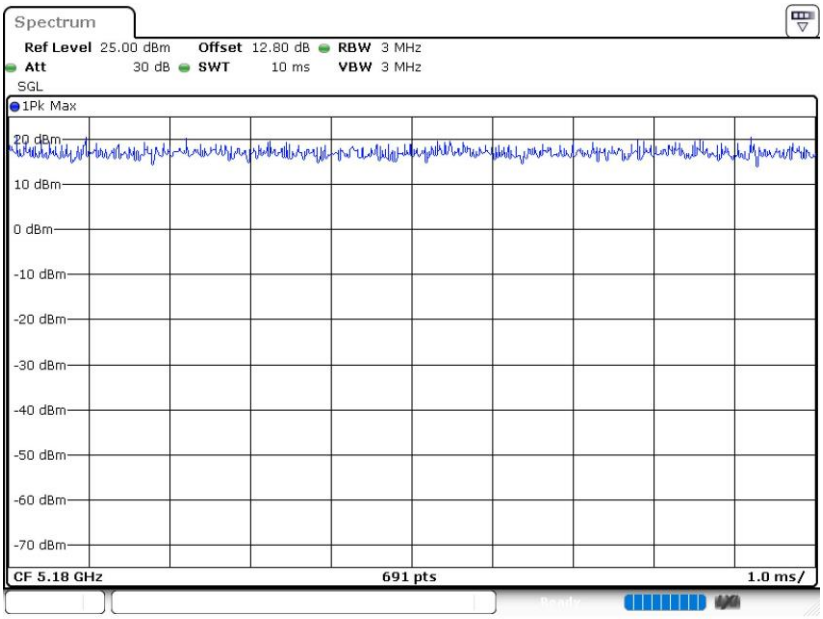

Date: 10.JAN.2025 09:52:29

802.11n40

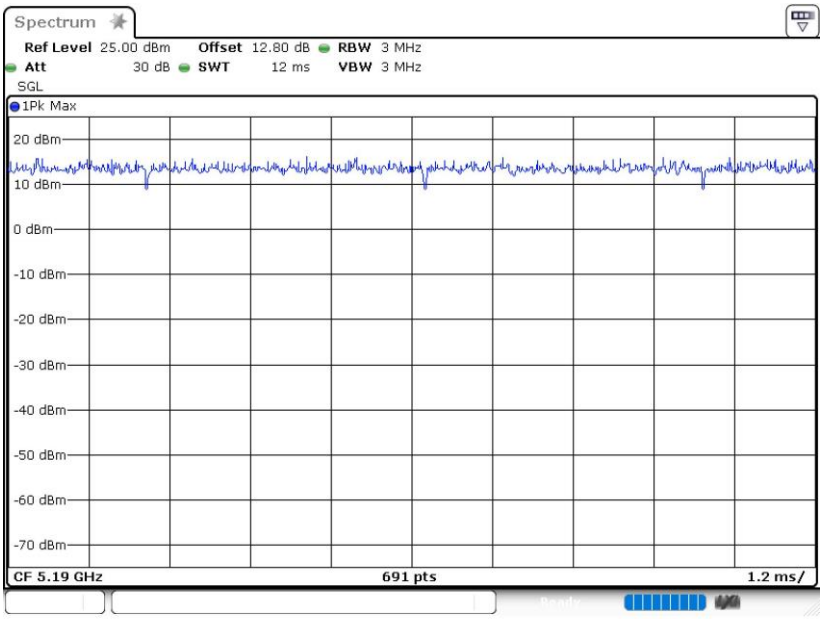

Date: 10.JAN.2025 10:46:56

802.11ac VHT20

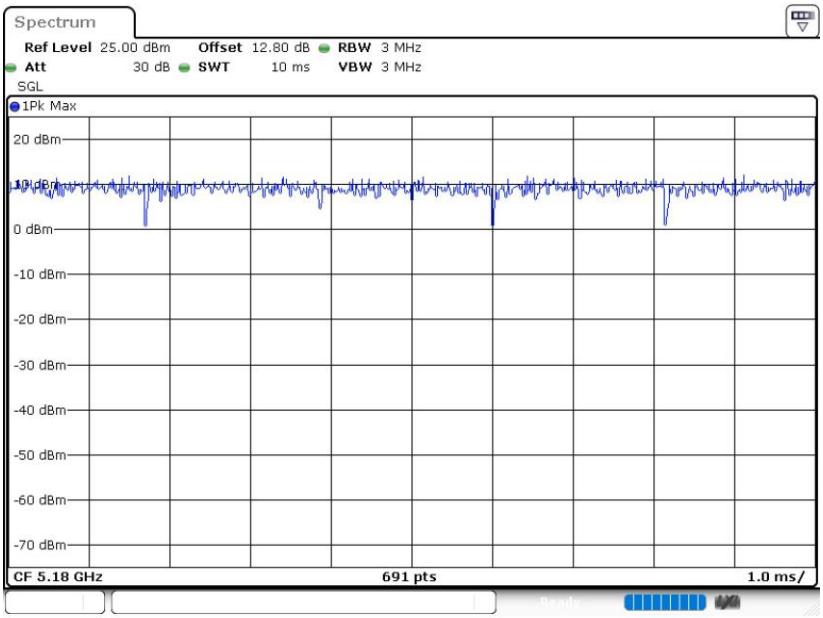

Date: 10.JAN.2025 11:50:50

802.11 ac VHT40

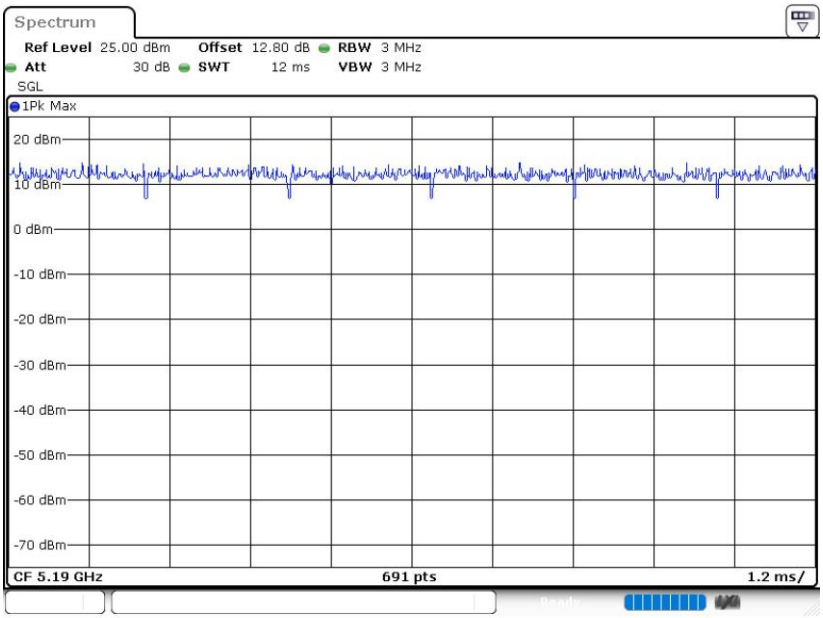

Date: 10.JAN.2025 11:49:27

802.11 ac VHT80

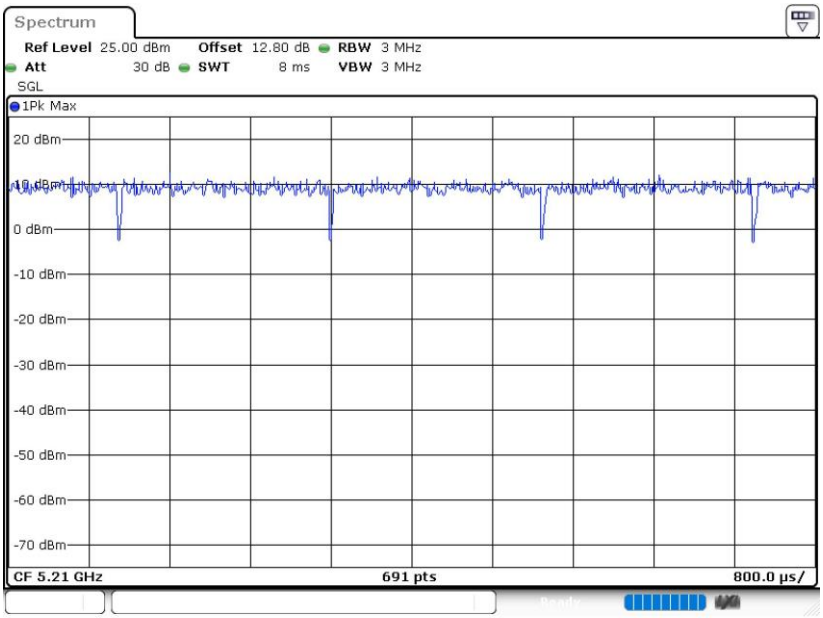

Date: 10.JAN.2025 12:05:02

802.11 ac VHT160

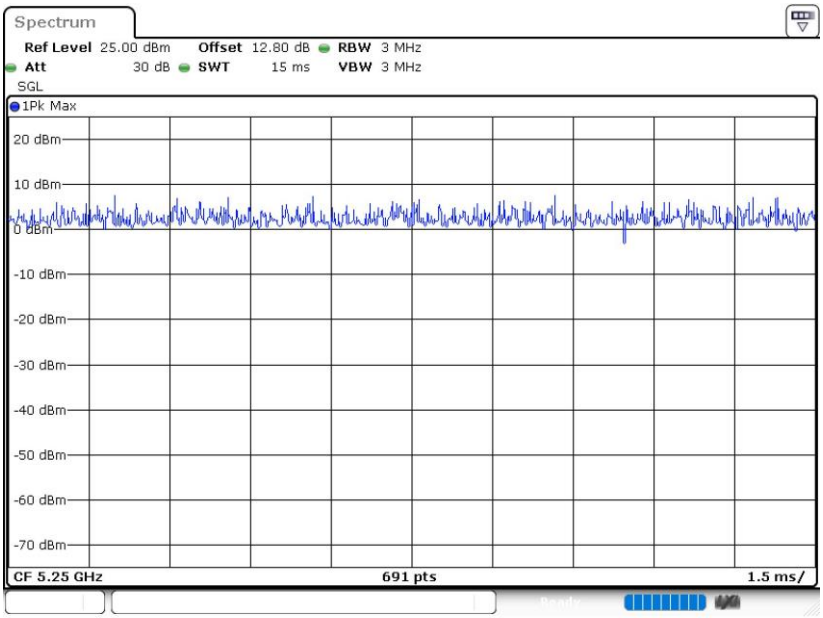

Date: 10.JAN.2025 12:32:40

802.11ax HE20

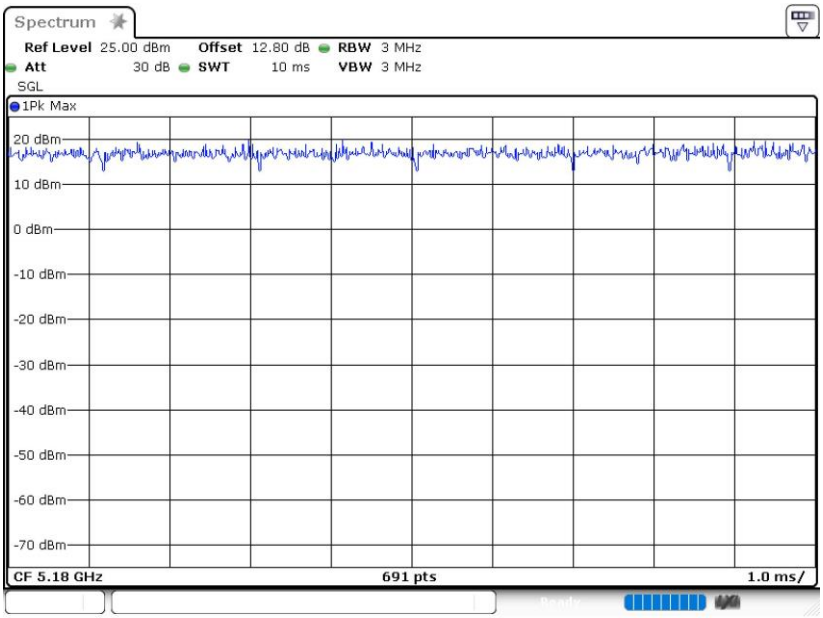

Date: 10.JAN.2025 12:36:10

802.11ax HE40

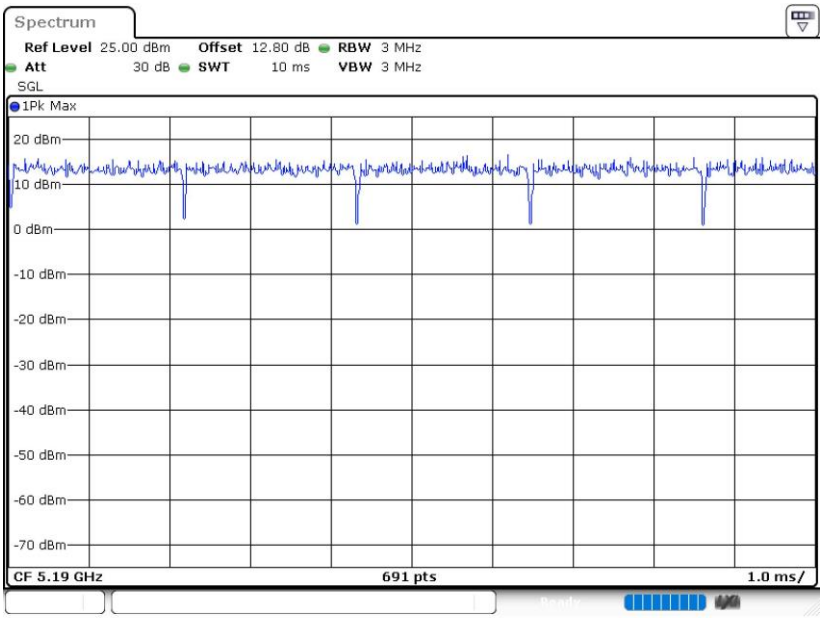

Date: 10.JAN.2025 13:06:17

802.11ax HE80

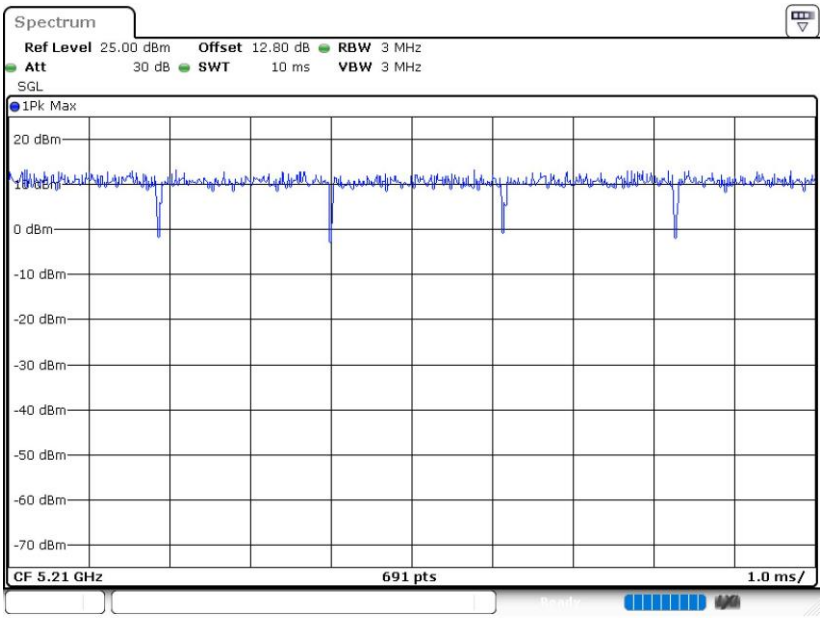

Date: 10.JAN.2025 13:08:20

802.11ax HE160

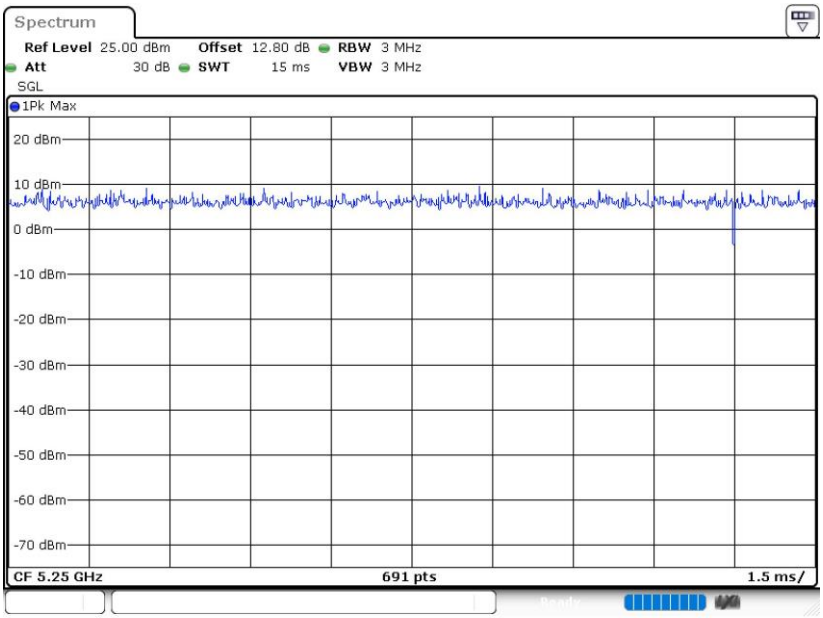

Date: 10.JAN.2025 13:19:02