N71(20M)_DFT-s-OFDM_BPSK_Edge_1RB_Left_Low_CH

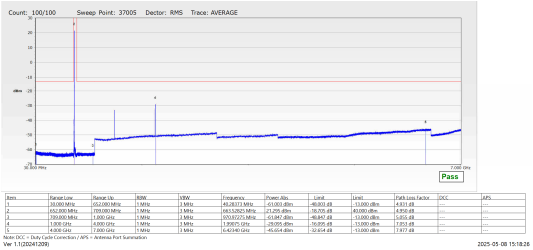

N71(20M)_DFT-s-OFDM_QPSK_Edge_1RB_Left_Low_CH

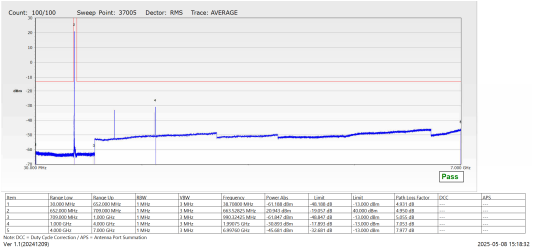

N71(20M)_DFT-s-OFDM_BPSK_Edge_1RB_Left_Mid_CH

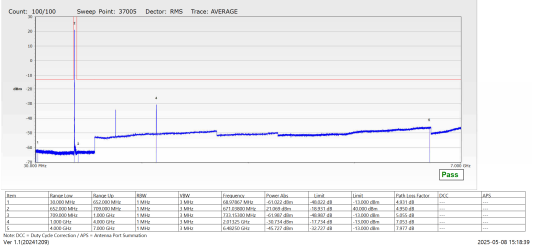

N71(20M)_DFT-s-OFDM_QPSK_Edge_1RB_Left_Mid_CH

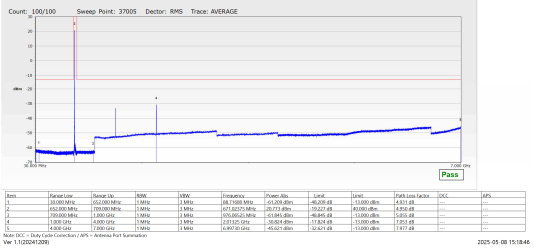

N71(20M)_DFT-s-OFDM_BPSK_Edge_1RB_Left_High_CH

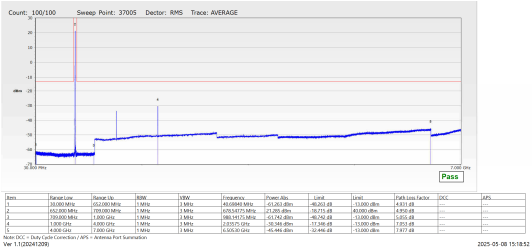

Item	Range Low	Range Up	RBW	VBW	Frequency	Power Abs	Limit	Unit	Path Loss Factor	DCC	APS
1	30.000 MHz	652.000 MHz	1 MHz	3 MHz	40.68848 MHz	-61.263 dBm	-48.263 dB	-13.000 dBm	4.931 dB	---	---
2	652.000 MHz	709.000 MHz	1 MHz	3 MHz	6053.4473 MHz	-21.205 dBm	-58.715 dB	40.000 dBm	4.956 dB	---	---
3	709.000 MHz	1.000 GHz	1 MHz	3 MHz	988.14175 MHz	-61.142 dBm	-48.742 dB	-13.000 dBm	5.055 dB	---	---
4	1.000 GHz	4.000 GHz	1 MHz	3 MHz	2.03575 GHz	-50.348 dBm	-17.346 dB	-13.000 dBm	7.853 dB	---	---
5	4.000 GHz	7.000 GHz	1 MHz	3 MHz	6.505.30 GHz	-45.446 dBm	-32.446 dB	-13.000 dBm	7.977 dB	---	---

Note: DCC = Duty Cycle Correction / APS = Antenna Port Summation
Ver 1.1(20241209) 2025-05-08 15:18:52

N71(20M)_DFT-s-OFDM_QPSK_Edge_1RB_Left_High_CH

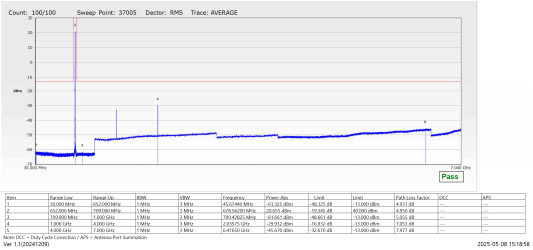

Item	Range Low	Range Up	RBW	VBW	Frequency	Power Abs	Limit	Unit	Path Loss Factor	DCC	APS
1	30.000 MHz	652.000 MHz	1 MHz	3 MHz	45.07448 MHz	-61.325 dBm	-48.325 dB	-13.000 dBm	4.931 dB	---	---
2	652.000 MHz	709.000 MHz	1 MHz	3 MHz	6053.9283 MHz	-20.955 dBm	-59.345 dB	40.000 dBm	4.956 dB	---	---
3	709.000 MHz	1.000 GHz	1 MHz	3 MHz	799.45825 MHz	-61.661 dBm	-48.661 dB	-13.000 dBm	5.055 dB	---	---
4	1.000 GHz	4.000 GHz	1 MHz	3 MHz	2.03575 GHz	-29.952 dBm	-16.952 dB	-13.000 dBm	7.853 dB	---	---
5	4.000 GHz	7.000 GHz	1 MHz	3 MHz	6.41650 GHz	-45.670 dBm	-32.670 dB	-13.000 dBm	7.977 dB	---	---

Note: DCC = Duty Cycle Correction / APS = Antenna Port Summation
Ver 1.1(20241209) 2025-05-08 15:18:58

Conducted Band Edge

NR Band	SCS (kHz)	Bandwidth (MHz)	Arfcn	Freq (MHz)	Modulation	RB	Result	Verdict
71	15	5	133100	665.5	DFT-s-OFDM BPSK	1@0	see graph	**PASS**
71	15	5	133100	665.5	DFT-s-OFDM QPSK	1@0	see graph	**PASS**
71	15	5	133100	665.5	DFT-s-OFDM BPSK	25@0	see graph	**PASS**
71	15	5	133100	665.5	DFT-s-OFDM QPSK	25@0	see graph	**PASS**
71	15	5	139100	695.5	DFT-s-OFDM BPSK	1@24	see graph	**PASS**
71	15	5	139100	695.5	DFT-s-OFDM QPSK	1@24	see graph	**PASS**
71	15	5	139100	695.5	DFT-s-OFDM BPSK	25@0	see graph	**PASS**
71	15	5	139100	695.5	DFT-s-OFDM QPSK	25@0	see graph	**PASS**
71	15	10	133600	668.0	DFT-s-OFDM BPSK	1@0	see graph	**PASS**
71	15	10	133600	668.0	DFT-s-OFDM QPSK	1@0	see graph	**PASS**
71	15	10	133600	668.0	DFT-s-OFDM BPSK	50@0	see graph	**PASS**
71	15	10	133600	668.0	DFT-s-OFDM QPSK	50@0	see graph	**PASS**
71	15	10	138600	693.0	DFT-s-OFDM BPSK	1@51	see graph	**PASS**
71	15	10	138600	693.0	DFT-s-OFDM QPSK	1@51	see graph	**PASS**
71	15	10	138600	693.0	DFT-s-OFDM BPSK	50@0	see graph	**PASS**
71	15	10	138600	693.0	DFT-s-OFDM QPSK	50@0	see graph	**PASS**
71	15	20	134600	673.0	DFT-s-OFDM BPSK	1@0	see graph	**PASS**
71	15	20	134600	673.0	DFT-s-OFDM QPSK	1@0	see graph	**PASS**
71	15	20	134600	673.0	DFT-s-OFDM BPSK	100@0	see graph	**PASS**
71	15	20	134600	673.0	DFT-s-OFDM QPSK	100@0	see graph	**PASS**

71	15	20	137600	688.0	DFT-s-OFDM BPSK	1@105	see graph	**PASS**
71	15	20	137600	688.0	DFT-s-OFDM QPSK	1@105	see graph	**PASS**
71	15	20	137600	688.0	DFT-s-OFDM BPSK	100@0	see graph	**PASS**
71	15	20	137600	688.0	DFT-s-OFDM QPSK	100@0	see graph	**PASS**

N71(5M)_DFT-s-OFDM_BPSK_Edge_1RB_Left_Low_CH

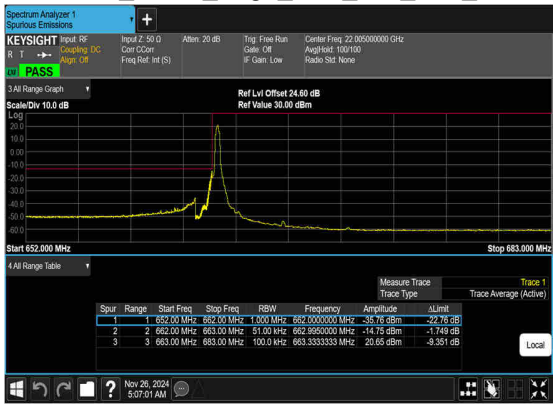

N71(5M)_DFT-s-OFDM_QPSK_Edge_1RB_Left_Low_CH

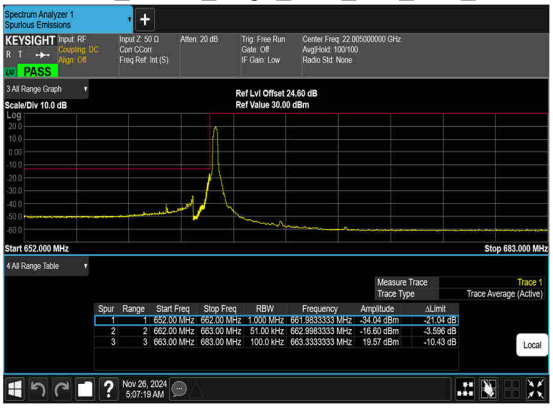

N71(5M)_DFT-s-OFDM_BPSK_Outer_Full_Low_CH

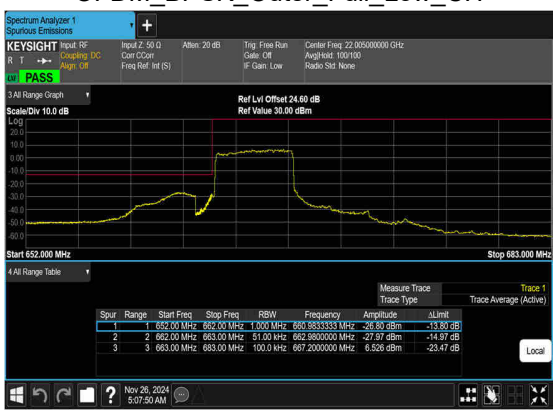

N71(5M)_DFT-s-OFDM_QPSK_Outer_Full_Low_CH

N71(5M)_DFT-s-OFDM_BPSK_Edge_1RB_Right_High_CH

N71(5M)_DFT-s-OFDM_QPSK_Edge_1RB_Right_High_CH

N71(5M)_DFT-s-OFDM_BPSK_Outer_Full_High_CH

N71(5M)_DFT-s-OFDM_QPSK_Outer_Full_High_CH

N71(10M)_DFT-s-OFDM_BPSK_Edge_1RB_Left_Low_CH

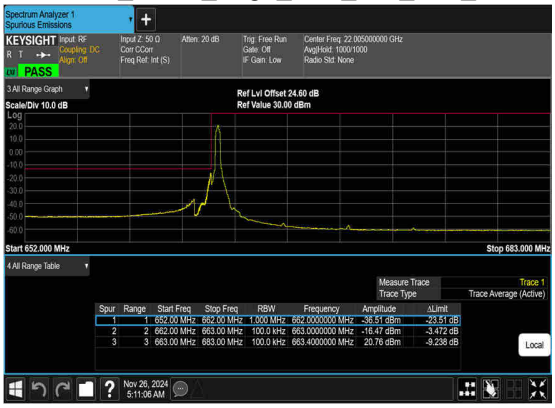

N71(10M)_DFT-s-OFDM_QPSK_Edge_1RB_Left_Low_CH

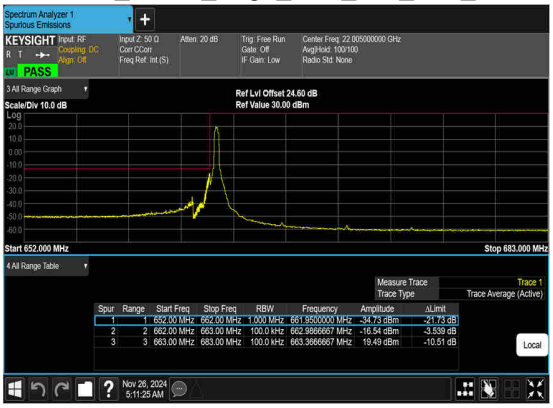

N71(10M)_DFT-s-OFDM_BPSK_Outer_Full_Low_CH

N71(10M)_DFT-s-OFDM_QPSK_Outer_Full_Low_CH

N71(10M)_DFT-s-OFDM_BPSK_Edge_1RB_Right_High_CH

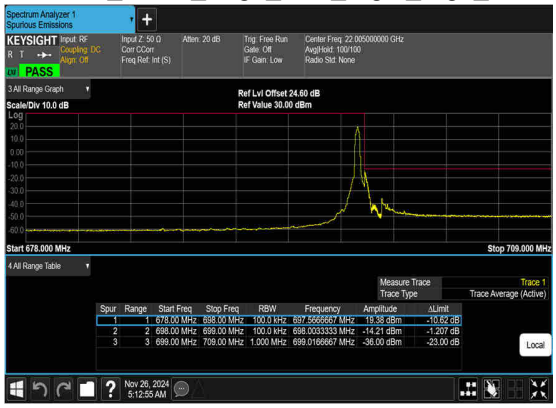

N71(10M)_DFT-s-OFDM_QPSK_Edge_1RB_Right_High_CH

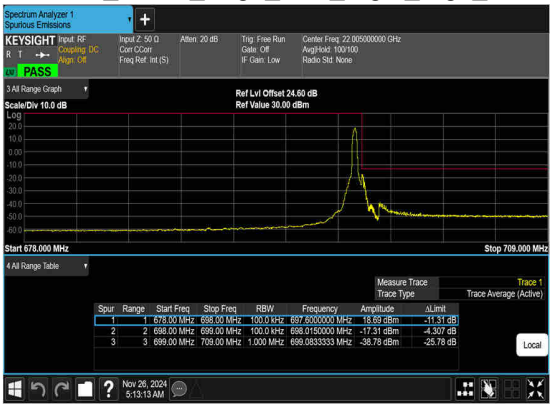

N71(10M)_DFT-s-OFDM_BPSK_Outer_Full_High_CH

N71(10M)_DFT-s-OFDM_QPSK_Outer_Full_High_CH

N71(20M)_DFT-s-OFDM_BPSK_Edge_1RB_Left_Low_CH

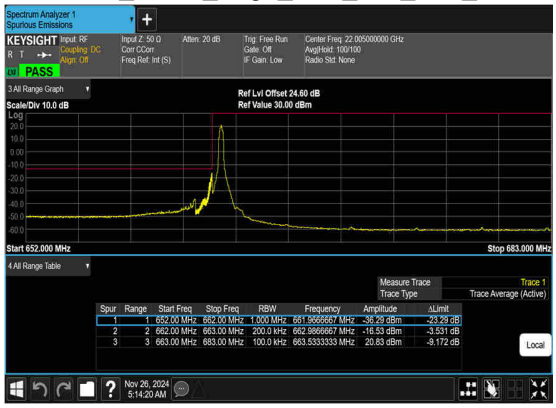

N71(20M)_DFT-s-OFDM_QPSK_Edge_1RB_Left_Low_CH

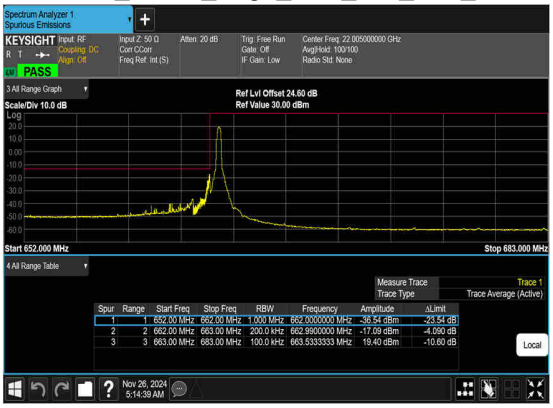

N71(20M)_DFT-s-OFDM_BPSK_Outer_Full_Low_CH

N71(20M)_DFT-s-OFDM_QPSK_Outer_Full_Low_CH

N71(20M)_DFT-s-OFDM_BPSK_Edge_1RB_Right_High_CH

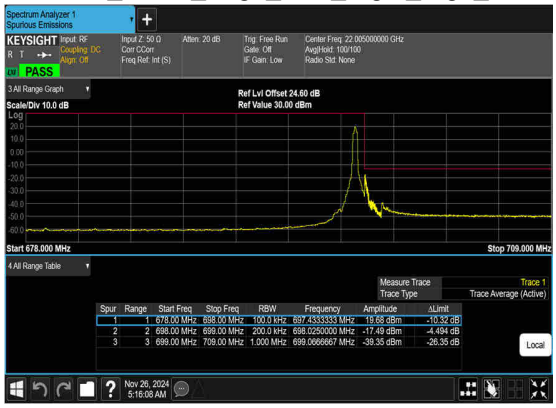

N71(20M)_DFT-s-OFDM_QPSK_Edge_1RB_Right_High_CH

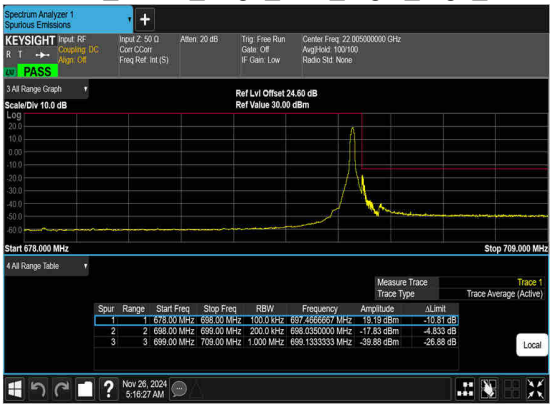

N71(20M)_DFT-s-OFDM_BPSK_Outer_Full_High_CH

N71(20M)_DFT-s-OFDM_QPSK_Outer_Full_High_CH

Appendix B. Test Results of Radiated Test

Radiated Spurious Emission

Test Engineer :	Zhaohui Liang	Temperature :	22~25℃
		Relative Humidity :	48~52%

n66 SA / NR 30MHz / QPSK(ANT2)									
Channel	Frequency (MHz)	EIRP (dBm)	Limit (dBm)	Over Limit (dB)	SPA Reading (dBm)	S.G. Power (dBm)	TX Cable loss (dB)	TX Antenna Gain (dBi)	Polarization (H/V)
Lowest	3421.2	-53.96	-13	-40.96	-74.44	-60.84	5.60	12.48	H
	5131.8	-57.64	-13	-44.64	-81.23	-63.32	7.10	12.78	H
	6842.4	-55.93	-13	-42.93	-81.38	-59.32	8.38	11.77	H
	3421.2	-54.73	-13	-41.73	-76.41	-61.61	5.60	12.48	V
	5131.8	-53.63	-13	-40.63	-77.96	-59.31	7.10	12.78	V
	6842.4	-54.23	-13	-41.23	-81.51	-57.62	8.38	11.77	V
Middle	3462	-53.28	-13	-40.28	-75.14	-60.13	5.65	12.50	H
	5193	-53.43	-13	-40.43	-77.49	-59.10	7.13	12.80	H
	6924	-56.15	-13	-43.15	-81.74	-59.55	8.40	11.80	H
	3462	-54.59	-13	-41.59	-76.25	-61.44	5.65	12.50	V
	5193	-49.32	-13	-36.32	-73.65	-54.99	7.13	12.80	V
	6924	-55.11	-13	-42.11	-81.8	-58.51	8.40	11.80	V
Highest	3501.2	-54.85	-13	-41.85	-76.28	-61.69	5.68	12.52	H
	5251.8	-57.41	-13	-44.41	-81.64	-63.08	7.15	12.82	H
	7002.4	-55.74	-13	-42.74	-81.51	-59.17	8.42	11.85	H
	3501.2	-54.17	-13	-41.17	-77.14	-61.01	5.68	12.52	V
	5251.8	-52.25	-13	-39.25	-76.45	-57.92	7.15	12.82	V
	7002.4	-55.54	-13	-42.54	-81.49	-58.97	8.42	11.85	V

Remark: Spurious emissions within 30-1000MHz were found more than 20dB below limit line.

EN-DC_13A_n66A / LTE 10MHz + NR 30MHz / QPSK (ANT1+2)									
Channel	Frequency (MHz)	ERP/EIRP (dBm)	Limit (dBm)	Over Limit (dB)	SPA Reading (dBm)	S.G. Power (dBm)	TX Cable loss (dB)	TX Antenna Gain (dBi)	Polarization (H/V)
NR n66 Lowest	3421.2	-59.22	-13	-46.22	-79.70	-66.10	5.60	12.48	H
	5131.8	-56.91	-13	-43.91	-80.50	-62.59	7.10	12.78	H
	6842.4	-55.27	-13	-42.27	-80.72	-58.66	8.38	11.77	H
	3421.2	-58.48	-13	-45.48	-80.16	-65.36	5.60	12.48	V
	5131.8	-56.42	-13	-43.42	-80.75	-62.10	7.10	12.78	V
	6842.4	-53.53	-13	-40.53	-80.81	-56.92	8.38	11.77	V
LTE Band13 Lowest	1555	-64.97	-13	-51.97	-76.22	-71.85	5.60	12.48	H
	2332.5	-60.80	-13	-47.80	-78.81	-66.48	7.10	12.78	H
	3110	-59.41	-13	-46.41	-79.37	-62.80	8.38	11.77	H
	1555	-65.06	-13	-52.06	-76.93	-71.94	5.60	12.48	V
	2332.5	-60.58	-13	-47.58	-78.87	-66.26	7.10	12.78	V
	3110	-57.08	-13	-44.08	-78.77	-60.47	8.38	11.77	V
NR n66 Middle	3462	-58.87	-13	-45.87	-80.73	-65.72	5.65	12.50	H
	5193	-56.67	-13	-43.67	-80.73	-62.34	7.13	12.80	H
	6924	-55.01	-13	-42.01	-80.60	-58.41	8.40	11.80	H
	3462	-58.02	-13	-45.02	-79.68	-64.87	5.65	12.50	V
	5193	-56.04	-13	-43.04	-80.37	-61.71	7.13	12.80	V
	6924	-54.32	-13	-41.32	-81.01	-57.72	8.40	11.80	V
LTE Band13 Middle	1555	-65.19	-13	-52.19	-76.44	-72.04	5.65	12.50	H
	2332.5	-61.19	-13	-48.19	-79.20	-66.86	7.13	12.80	H
	3110	-59.26	-13	-46.26	-79.22	-62.66	8.40	11.80	H
	1555	-64.72	-13	-51.72	-76.59	-71.57	5.65	12.50	V
	2332.5	-60.95	-13	-47.95	-79.24	-66.62	7.13	12.80	V
	3110	-57.46	-13	-44.46	-79.15	-60.86	8.40	11.80	V
NR n66 Highest	3501.2	-57.92	-13	-44.92	-79.35	-64.76	5.68	12.52	H
	5251.8	-56.37	-13	-43.37	-80.60	-62.04	7.15	12.82	H
	7002.4	-55.06	-13	-42.06	-80.83	-58.49	8.42	11.85	H
	3501.2	-57.79	-13	-44.79	-80.76	-64.63	5.68	12.52	V
	5251.8	-56.95	-13	-43.95	-81.15	-62.62	7.15	12.82	V
	7002.4	-54.68	-13	-41.68	-80.63	-58.11	8.42	11.85	V
LTE Band13 Highest	1555	-65.45	-13	-52.45	-76.70	-72.29	5.68	12.52	H
	2332.5	-61.09	-13	-48.09	-79.10	-66.76	7.15	12.82	H
	3110	-59.37	-13	-46.37	-79.33	-62.80	8.42	11.85	H
	1555	-64.92	-13	-51.92	-76.79	-71.76	5.68	12.52	V
	2332.5	-60.42	-13	-47.42	-78.71	-66.09	7.15	12.82	V
	3110	-57.45	-13	-44.45	-79.14	-60.88	8.42	11.85	V

Remark: Spurious emissions within 30-1000MHz were found more than 20dB below limit line.

EN-DC_2A_n66A / LTE 20MHz + NR 30MHz / QPSK (ANT5+2) other PA									
Channel	Frequency (MHz)	ERP/EIRP (dBm)	Limit (dBm)	Over Limit (dB)	SPA Reading (dBm)	S.G. Power (dBm)	TX Cable loss (dB)	TX Antenna Gain (dBi)	Polarization (H/V)
NR n66 Lowest	3421.2	-60.14	-13	-47.14	-80.62	-67.02	5.60	12.48	H
	5131.8	-57.69	-13	-44.69	-81.28	-63.37	7.10	12.78	H
	6842.4	-56.02	-13	-43.02	-81.47	-59.41	8.38	11.77	H
	3421.2	-58.85	-13	-45.85	-80.53	-65.73	5.60	12.48	V
	5131.8	-52.91	-13	-39.91	-77.24	-58.59	7.10	12.78	V
	6842.4	-54.21	-13	-41.21	-81.49	-57.60	8.38	11.77	V
LTE Band2 Lowest	3742.18	-57.65	-13	-44.65	-80.49	-64.41	5.82	12.58	H
	5613.27	-57.41	-13	-44.41	-81.54	-63.13	7.28	13.00	H
	7484.36	-54.96	-13	-41.96	-81.62	-58.12	8.32	11.48	H
	3742.18	-55.02	-13	-42.02	-79.87	-61.78	5.82	12.58	V
	5613.27	-56.82	-13	-43.82	-81.8	-62.54	7.28	13.00	V
	7484.36	-55.21	-13	-42.21	-81.85	-58.37	8.32	11.48	V
NR n66 Middle	3462	-57.64	-13	-44.64	-79.50	-64.49	5.65	12.50	H
	5193	-57.38	-13	-44.38	-81.44	-63.05	7.13	12.80	H
	6924	-55.76	-13	-42.76	-81.35	-59.16	8.40	11.80	H
	3462	-58.53	-13	-45.53	-80.19	-65.38	5.65	12.50	V
	5193	-49.56	-13	-36.56	-73.89	-55.23	7.13	12.80	V
	6924	-54.97	-13	-41.97	-81.66	-58.37	8.40	11.80	V
LTE Band2 Middle	3742.18	-57.60	-13	-44.60	-80.44	-64.35	5.85	12.60	H
	5613.27	-57.37	-13	-44.37	-81.50	-63.17	7.30	13.10	H
	7484.36	-55.05	-13	-42.05	-81.71	-58.20	8.35	11.50	H
	3742.18	-55.09	-13	-42.09	-79.94	-61.84	5.85	12.60	V
	5613.27	-56.95	-13	-43.95	-81.93	-62.75	7.30	13.10	V
	7484.36	-54.77	-13	-41.77	-81.41	-57.92	8.35	11.50	V
NR n66 Highest	3501.2	-58.87	-13	-45.87	-80.30	-65.71	5.68	12.52	H
	5251.8	-57.66	-13	-44.66	-81.89	-63.33	7.15	12.82	H
	7002.4	-55.77	-13	-42.77	-81.54	-59.20	8.42	11.85	H
	3501.2	-58.37	-13	-45.37	-81.34	-65.21	5.68	12.52	V
	5251.8	-57.62	-13	-44.62	-81.82	-63.29	7.15	12.82	V
	7002.4	-55.48	-13	-42.48	-81.43	-58.91	8.42	11.85	V
LTE Band2 Highest	3742.18	-57.82	-13	-44.82	-80.66	-64.56	5.88	12.62	H
	5613.27	-57.22	-13	-44.22	-81.35	-63.03	7.32	13.13	H
	7484.36	-55.02	-13	-42.02	-81.68	-58.18	8.38	11.54	H
	3742.18	-55.20	-13	-42.20	-80.05	-61.94	5.88	12.62	V
	5613.27	-56.53	-13	-43.53	-81.51	-62.34	7.32	13.13	V
	7484.36	-54.30	-13	-41.30	-80.94	-57.46	8.38	11.54	V

Remark: Spurious emissions within 30-1000MHz were found more than 20dB below limit line.

n70 SA / NR 10MHz / QPSK(ANT5)									
Channel	Frequency (MHz)	EIRP (dBm)	Limit (dBm)	Over Limit (dB)	SPA Reading (dBm)	S.G. Power (dBm)	TX Cable loss (dB)	TX Antenna Gain (dBi)	Polarization (H/V)
Lowest	3392	-60.01	-13	-47.01	-79.70	-66.89	5.60	12.48	H
	5088	-57.59	-13	-44.59	-80.82	-63.27	7.10	12.78	H
	6784	-56.12	-13	-43.12	-81.51	-59.51	8.38	11.77	H
	3392	-59.08	-13	-46.08	-80.1	-65.96	5.60	12.48	V
	5088	-56.39	-13	-43.39	-80.72	-62.07	7.10	12.78	V
	6784	-53.30	-13	-40.30	-81.06	-56.69	8.38	11.77	V
Middle	3396	-59.94	-13	-46.94	-79.63	-66.79	5.65	12.50	H
	5094	-57.51	-13	-44.51	-80.86	-63.18	7.13	12.80	H
	6792	-56.01	-13	-43.01	-81.35	-59.41	8.40	11.80	H
	3396	-58.42	-13	-45.42	-79.44	-65.27	5.65	12.50	V
	5094	-56.46	-13	-43.46	-80.79	-62.13	7.13	12.80	V
	6792	-53.47	-13	-40.47	-81.19	-56.87	8.40	11.80	V
Highest	3402	-59.39	-13	-46.39	-79.08	-66.23	5.68	12.52	H
	5103	-57.79	-13	-44.79	-81.14	-63.46	7.15	12.82	H
	6804	-56.11	-13	-43.11	-81.45	-59.54	8.42	11.85	H
	3402	-58.71	-13	-45.71	-79.73	-65.55	5.68	12.52	V
	5103	-56.52	-13	-43.52	-80.85	-62.19	7.15	12.82	V
	6804	-53.72	-13	-40.72	-81.44	-57.15	8.42	11.85	V

Remark: Spurious emissions within 30-1000MHz were found more than 20dB below limit line.

n70 SA / NR 15MHz / QPSK(ANT5)									
Channel	Frequency (MHz)	EIRP (dBm)	Limit (dBm)	Over Limit (dB)	SPA Reading (dBm)	S.G. Power (dBm)	TX Cable loss (dB)	TX Antenna Gain (dBi)	Polarization (H/V)
Middle	3392	-58.98	-13	-45.98	-78.67	-65.83	5.65	12.50	H
	5088	-58.03	-13	-45.03	-81.26	-63.70	7.13	12.80	H
	6784	-56.20	-13	-43.20	-81.59	-59.60	8.40	11.80	H
	3392	-57.85	-13	-44.85	-78.87	-64.70	5.65	12.50	V
	5088	-57.32	-13	-44.32	-81.65	-62.99	7.13	12.80	V
	6784	-52.72	-13	-39.72	-80.48	-56.12	8.40	11.80	V

Remark: Spurious emissions within 30-1000MHz were found more than 20dB below limit line.

n71 SA / NR 20MHz / QPSK(ANT1)									
Channel	Frequency (MHz)	ERP (dBm)	Limit (dBm)	Over Limit (dB)	SPA Reading (dBm)	S.G. Power (dBm)	TX Cable loss (dB)	TX Antenna Gain (dBi)	Polarization (H/V)
Lowest	1327	-55.42	-13	-42.42	-65.88	-58.65	3.98	9.36	H
	1990.5	-55.68	-13	-42.68	-72.25	-59.23	4.85	10.55	H
	2654	-58.47	-13	-45.47	-77.73	-63.40	5.50	12.58	H
	1327	-46.53	-13	-33.53	-57.92	-49.76	3.98	9.36	V
	1990.5	-57.80	-13	-44.80	-74.32	-61.35	4.85	10.55	V
	2654	-58.02	-13	-45.02	-77.66	-62.95	5.50	12.58	V
Middle	1342	-57.00	-13	-44.00	-67.52	-60.25	4.00	9.40	H
	2013	-55.04	-13	-42.04	-71.97	-58.61	4.88	10.60	H
	2684	-58.58	-13	-45.58	-77.79	-63.51	5.52	12.60	H
	1342	-45.84	-13	-32.84	-57.31	-49.09	4.00	9.40	V
	2013	-53.90	-13	-40.90	-70.72	-57.47	4.88	10.60	V
	2684	-57.82	-13	-44.82	-77.49	-62.75	5.52	12.60	V
Highest	1357	-57.29	-13	-44.29	-67.86	-60.46	4.10	9.42	H
	2035.5	-56.54	-13	-43.54	-73.56	-60.12	4.90	10.63	H
	2714	-58.40	-13	-45.40	-77.54	-63.32	5.55	12.62	H
	1357	-46.93	-13	-33.93	-58.48	-50.10	4.10	9.42	V
	2035.5	-57.74	-13	-44.74	-74.63	-61.32	4.90	10.63	V
	2714	-57.41	-13	-44.41	-77.10	-62.33	5.55	12.62	V

Remark: Spurious emissions within 30-1000MHz were found more than 20dB below limit line.

EN-DC_2A_n71A / LTE 20MHz + NR 20MHz / QPSK (ANT2+1)									
Channel	Frequency (MHz)	ERP/EIRP (dBm)	Limit (dBm)	Over Limit (dB)	SPA Reading (dBm)	S.G. Power (dBm)	TX Cable loss (dB)	TX Antenna Gain (dBi)	Polarization (H/V)
NR n71 Lowest	1327	-65.73	-13	-52.73	-76.19	-68.96	3.98	9.36	H
	1990.5	-61.24	-13	-48.24	-77.81	-64.79	4.85	10.55	H
	2654	-60.32	-13	-47.32	-79.58	-65.25	5.50	12.58	H
	1327	-64.82	-13	-51.82	-76.21	-68.05	3.98	9.36	V
	1990.5	-62.03	-13	-49.03	-78.55	-65.58	4.85	10.55	V
	2654	-59.72	-13	-46.72	-79.36	-64.65	5.50	12.58	V
LTE Band2 Lowest	3742.18	-48.13	-13	-35.13	-70.97	-54.89	5.82	12.58	H
	5613.27	-55.01	-13	-42.01	-79.14	-60.73	7.28	13.00	H
	7484.36	-55.28	-13	-42.28	-81.94	-58.44	8.32	11.48	H
	3742.18	-46.31	-13	-33.31	-71.16	-53.07	5.82	12.58	V
	5613.27	-53.45	-13	-40.45	-78.43	-59.17	7.28	13.00	V
	7484.36	-55.27	-13	-42.27	-81.91	-58.43	8.32	11.48	V
NR n71 Middle	1342	-65.61	-13	-52.61	-76.13	-68.86	4.00	9.40	H
	2013	-61.88	-13	-48.88	-78.81	-65.45	4.88	10.60	H
	2684	-59.78	-13	-46.78	-78.99	-64.71	5.52	12.60	H
	1342	-58.05	-13	-45.05	-69.52	-61.30	4.00	9.40	V
	2013	-61.79	-13	-48.79	-78.61	-65.36	4.88	10.60	V
	2684	-59.42	-13	-46.42	-79.09	-64.35	5.52	12.60	V
LTE Band2 Lowest Middle	3742.18	-47.09	-13	-34.09	-69.93	-53.84	5.85	12.60	H
	5613.27	-56.43	-13	-43.43	-80.56	-62.23	7.30	13.10	H
	7484.36	-55.15	-13	-42.15	-81.81	-58.30	8.35	11.50	H
	3742.18	-46.41	-13	-33.41	-71.26	-53.16	5.85	12.60	V
	5613.27	-56.37	-13	-43.37	-81.35	-62.17	7.30	13.10	V
	7484.36	-55.17	-13	-42.17	-81.81	-58.32	8.35	11.50	V
NR n71 Highest	1357	-64.98	-13	-51.98	-75.55	-68.15	4.10	9.42	H
	2035.5	-61.20	-13	-48.20	-78.22	-64.78	4.90	10.63	H
	2714	-59.92	-13	-46.92	-79.06	-64.84	5.55	12.62	H
	1357	-59.20	-13	-46.20	-70.75	-62.37	4.10	9.42	V
	2035.5	-61.64	-13	-48.64	-78.53	-65.22	4.90	10.63	V
	2714	-58.91	-13	-45.91	-78.60	-63.83	5.55	12.62	V
LTE Band2 Lowest Highest	3742.18	-48.35	-13	-35.35	-71.19	-55.09	5.88	12.62	H
	5613.27	-54.72	-13	-41.72	-78.85	-60.53	7.32	13.13	H
	7484.36	-54.97	-13	-41.97	-81.63	-58.13	8.38	11.54	H
	3742.18	-46.24	-13	-33.24	-71.09	-52.98	5.88	12.62	V
	5613.27	-56.19	-13	-43.19	-81.17	-62.00	7.32	13.13	V
	7484.36	-55.36	-13	-42.36	-82	-58.52	8.38	11.54	V

Remark: Spurious emissions within 30-1000MHz were found more than 20dB below limit line.