B66_N41(20M)_CP-OFDM_QPSK_Outer_Full_Mid_CH

B66_N41(20M)_CP-OFDM_16QAM_Outer_Full_Mid_CH

B66_N41(20M)_CP-OFDM_64QAM_Outer_Full_Mid_CH

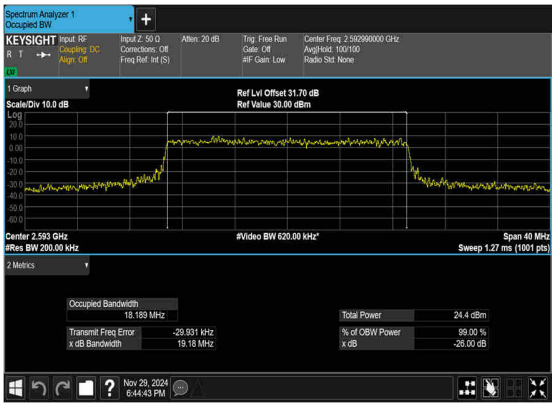

B66_N41(20M)_CP-OFDM_256QAM_Outer_Full_Mid_CH

B66_N41(30M)_CP-OFDM_QPSK_Outer_Full_Mid_CH

B66_N41(30M)_CP-OFDM_16QAM_Outer_Full_Mid_CH

B66_N41(30M)_CP-OFDM_64QAM_Outer_Full_Mid_CH

B66_N41(30M)_CP-OFDM_256QAM_Outer_Full_Mid_CH

B66_N41(40M)_CP-OFDM_QPSK_Outer_Full_Mid_CH

B66_N41(40M)_CP-OFDM_16QAM_Outer_Full_Mid_CH

B66_N41(40M)_CP-OFDM_64QAM_Outer_Full_Mid_CH

B66_N41(40M)_CP-OFDM_256QAM_Outer_Full_Mid_CH

B66_N41(50M)_CP-OFDM_QPSK_Outer_Full_Mid_CH

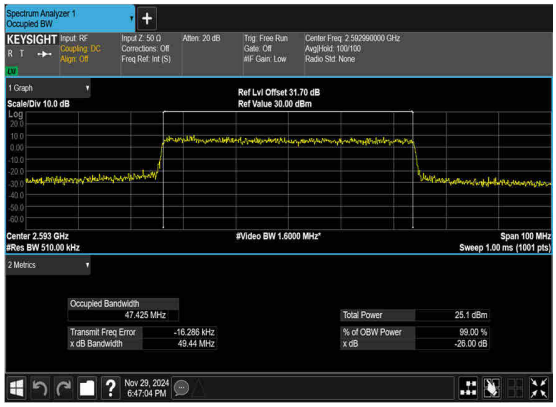

B66_N41(50M)_CP-OFDM_16QAM_Outer_Full_Mid_CH

B66_N41(50M)_CP-OFDM_64QAM_Outer_Full_Mid_CH

B66_N41(50M)_CP-OFDM_256QAM_Outer_Full_Mid_CH

B66_N41(60M)_CP-OFDM_QPSK_Outer_Full_Mid_CH

B66_N41(60M)_CP-OFDM_16QAM_Outer_Full_Mid_CH

B66_N41(60M)_CP-OFDM_64QAM_Outer_Full_Mid_CH

B66_N41(60M)_CP-OFDM_256QAM_Outer_Full_Mid_CH

B66_N41(70M)_CP-OFDM_QPSK_Outer_Full_Mid_CH

B66_N41(70M)_CP-OFDM_16QAM_Outer_Full_Mid_CH

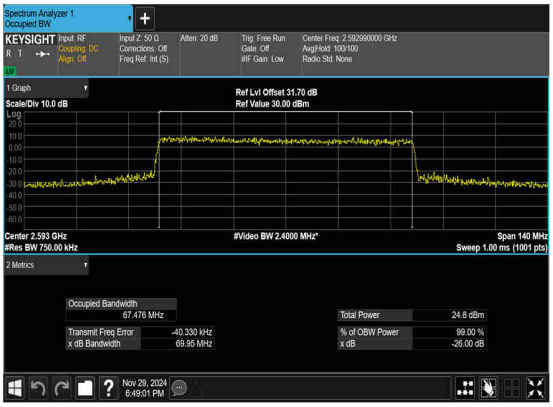

B66_N41(70M)_CP-OFDM_64QAM_Outer_Full_Mid_CH

B66_N41(70M)_CP-OFDM_256QAM_Outer_Full_Mid_CH

B66_N41(80M)_CP-OFDM_QPSK_Outer_Full_Mid_CH

B66_N41(80M)_CP-OFDM_16QAM_Outer_Full_Mid_CH

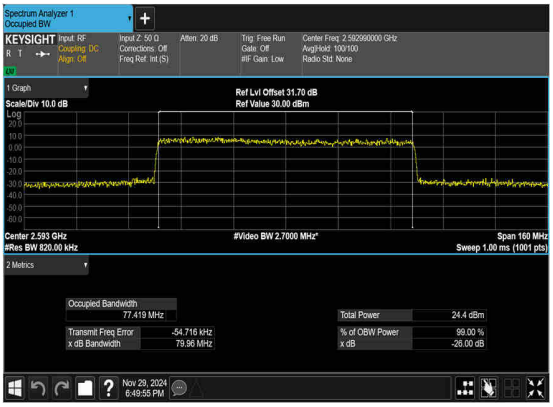

B66_N41(80M)_CP-OFDM_64QAM_Outer_Full_Mid_CH

B66_N41(80M)_CP-OFDM_256QAM_Outer_Full_Mid_CH

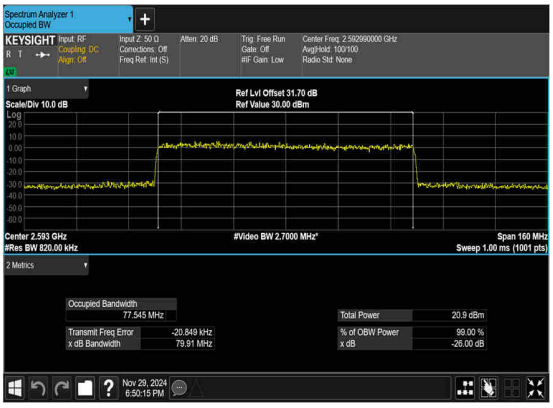

B66_N41(90M)_CP-OFDM_QPSK_Outer_Full_Mid_CH

B66_N41(90M)_CP-OFDM_16QAM_Outer_Full_Mid_CH

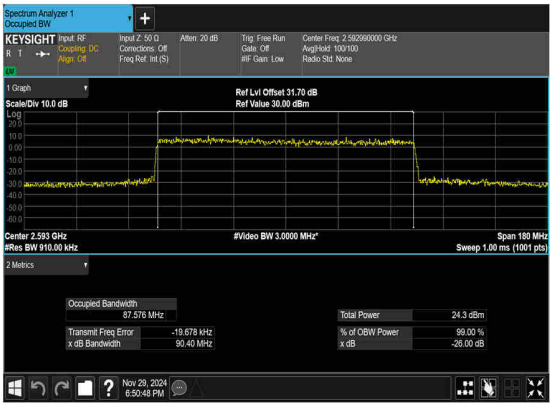

B66_N41(90M)_CP-OFDM_64QAM_Outer_Full_Mid_CH

B66_N41(90M)_CP-OFDM_256QAM_Outer_Full_Mid_CH

B66_N41(100M)_CP-OFDM_QPSK_Outer_Full_Mid_CH

B66_N41(100M)_CP-OFDM_16QAM_Outer_Full_Mid_CH

B66_N41(100M)_CP-OFDM_64QAM_Outer_Full_Mid_CH

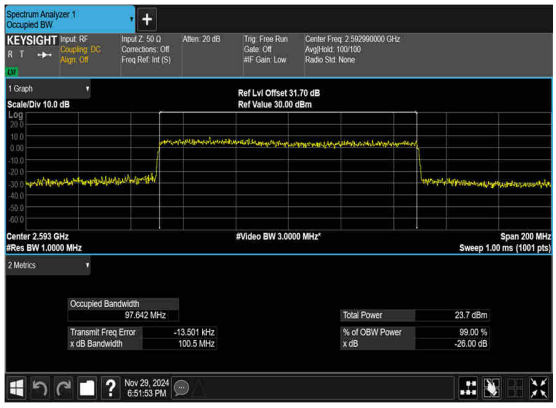

B66_N41(100M)_CP-OFDM_256QAM_Outer_Full_Mid_CH

Conducted Spurious Emissions

NR Band	SCS (kHz)	Bandwidth (MHz)	Arfcn	Freq (MHz)	Modulation	RB	Result	Verdict
41	30	20	501204	2506.02	DFT-s-OFDM BPSK	1@0	see graph	---
41	30	20	501204	2506.02	DFT-s-OFDM BPSK	1@0	see graph	**PASS**
41	30	20	501204	2506.02	DFT-s-OFDM BPSK	1@0	see graph	**PASS**
41	30	20	501204	2506.02	DFT-s-OFDM QPSK	1@0	see graph	---
41	30	20	501204	2506.02	DFT-s-OFDM QPSK	1@0	see graph	**PASS**
41	30	20	501204	2506.02	DFT-s-OFDM QPSK	1@0	see graph	**PASS**
41	30	20	518598	2592.99	DFT-s-OFDM BPSK	1@0	see graph	---
41	30	20	518598	2592.99	DFT-s-OFDM BPSK	1@0	see graph	**PASS**
41	30	20	518598	2592.99	DFT-s-OFDM BPSK	1@0	see graph	**PASS**
41	30	20	518598	2592.99	DFT-s-OFDM QPSK	1@0	see graph	---
41	30	20	518598	2592.99	DFT-s-OFDM QPSK	1@0	see graph	**PASS**
41	30	20	518598	2592.99	DFT-s-OFDM QPSK	1@0	see graph	**PASS**
41	30	20	535998	2679.99	DFT-s-OFDM BPSK	1@0	see graph	---
41	30	20	535998	2679.99	DFT-s-OFDM BPSK	1@0	see graph	**PASS**
41	30	20	535998	2679.99	DFT-s-OFDM BPSK	1@0	see graph	**PASS**
41	30	20	535998	2679.99	DFT-s-OFDM QPSK	1@0	see graph	---
41	30	20	535998	2679.99	DFT-s-OFDM QPSK	1@0	see graph	**PASS**
41	30	20	535998	2679.99	DFT-s-OFDM QPSK	1@0	see graph	**PASS**
41	30	60	505200	2526.0	DFT-s-OFDM BPSK	1@0	see graph	---

41	30	60	505200	2526.0	DFT-s-OFDM BPSK	1@0	see graph	**PASS**
41	30	60	505200	2526.0	DFT-s-OFDM BPSK	1@0	see graph	**PASS**
41	30	60	505200	2526.0	DFT-s-OFDM QPSK	1@0	see graph	**---**
41	30	60	505200	2526.0	DFT-s-OFDM QPSK	1@0	see graph	**PASS**
41	30	60	505200	2526.0	DFT-s-OFDM QPSK	1@0	see graph	**PASS**
41	30	60	518598	2592.99	DFT-s-OFDM BPSK	1@0	see graph	**---**
41	30	60	518598	2592.99	DFT-s-OFDM BPSK	1@0	see graph	**PASS**
41	30	60	518598	2592.99	DFT-s-OFDM BPSK	1@0	see graph	**PASS**
41	30	60	518598	2592.99	DFT-s-OFDM QPSK	1@0	see graph	**---**
41	30	60	518598	2592.99	DFT-s-OFDM QPSK	1@0	see graph	**PASS**
41	30	60	518598	2592.99	DFT-s-OFDM QPSK	1@0	see graph	**PASS**
41	30	60	531996	2659.98	DFT-s-OFDM BPSK	1@0	see graph	**---**
41	30	60	531996	2659.98	DFT-s-OFDM BPSK	1@0	see graph	**PASS**
41	30	60	531996	2659.98	DFT-s-OFDM BPSK	1@0	see graph	**PASS**
41	30	60	531996	2659.98	DFT-s-OFDM QPSK	1@0	see graph	**---**
41	30	60	531996	2659.98	DFT-s-OFDM QPSK	1@0	see graph	**PASS**
41	30	60	531996	2659.98	DFT-s-OFDM QPSK	1@0	see graph	**PASS**
41	30	100	509202	2546.01	DFT-s-OFDM BPSK	1@0	see graph	**---**
41	30	100	509202	2546.01	DFT-s-OFDM BPSK	1@0	see graph	**PASS**
41	30	100	509202	2546.01	DFT-s-OFDM BPSK	1@0	see graph	**PASS**
41	30	100	509202	2546.01	DFT-s-OFDM QPSK	1@0	see graph	**---**
41	30	100	509202	2546.01	DFT-s-OFDM QPSK	1@0	see graph	**PASS**

41	30	100	509202	2546.01	DFT-s-OFDM QPSK	1@0	see graph	**PASS**
41	30	100	518598	2592.99	DFT-s-OFDM BPSK	1@0	see graph	**---**
41	30	100	518598	2592.99	DFT-s-OFDM BPSK	1@0	see graph	**PASS**
41	30	100	518598	2592.99	DFT-s-OFDM BPSK	1@0	see graph	**PASS**
41	30	100	518598	2592.99	DFT-s-OFDM QPSK	1@0	see graph	**---**
41	30	100	518598	2592.99	DFT-s-OFDM QPSK	1@0	see graph	**PASS**
41	30	100	518598	2592.99	DFT-s-OFDM QPSK	1@0	see graph	**PASS**
41	30	100	528000	2640.0	DFT-s-OFDM BPSK	1@0	see graph	**---**
41	30	100	528000	2640.0	DFT-s-OFDM BPSK	1@0	see graph	**PASS**
41	30	100	528000	2640.0	DFT-s-OFDM BPSK	1@0	see graph	**PASS**
41	30	100	528000	2640.0	DFT-s-OFDM QPSK	1@0	see graph	**---**
41	30	100	528000	2640.0	DFT-s-OFDM QPSK	1@0	see graph	**PASS**
41	30	100	528000	2640.0	DFT-s-OFDM QPSK	1@0	see graph	**PASS**

B66_N41(20M)_DFT-s-OFDM_BPSK_Edge_1RB_Left_Low_CH

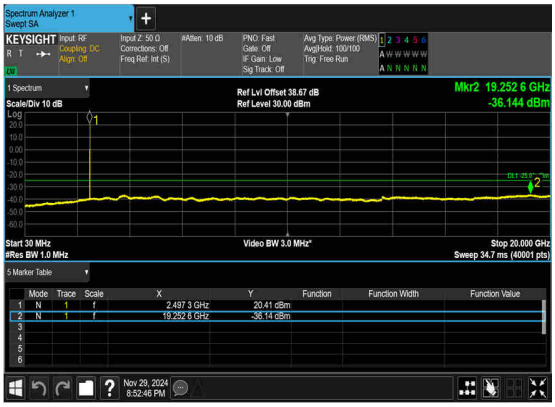

B66_N41(20M)_DFT-s-OFDM_BPSK_Edge_1RB_Left_Low_CH

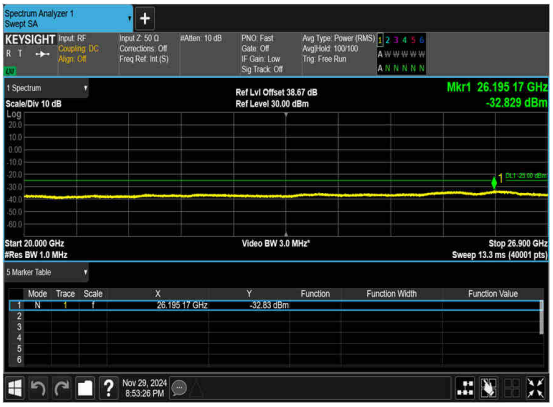

B66_N41(20M)_DFT-s-OFDM_QPSK_Edge_1RB_Left_Low_CH

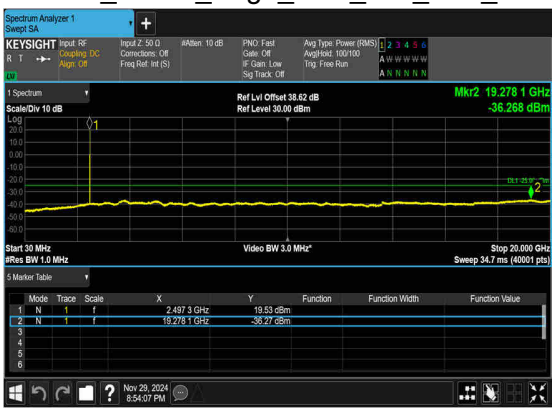

B66_N41(20M)_DFT-s-OFDM_QPSK_Edge_1RB_Left_Low_CH

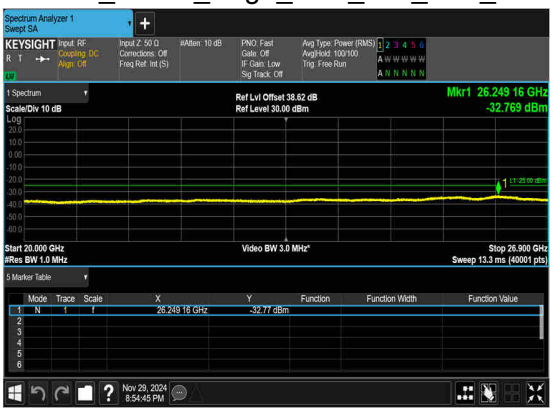

B66_N41(20M)_DFT-s-OFDM_BPSK_Edge_1RB_Left_Mid_CH

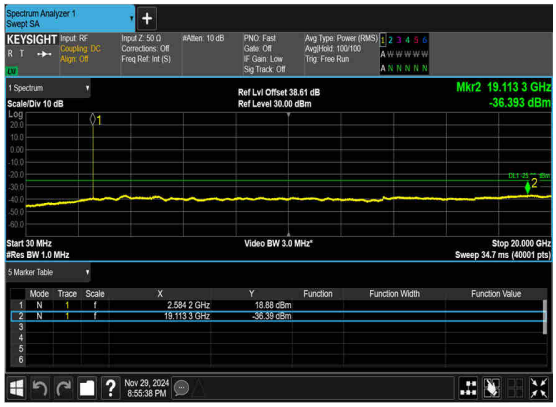

B66_N41(20M)_DFT-s-OFDM_BPSK_Edge_1RB_Left_Mid_CH

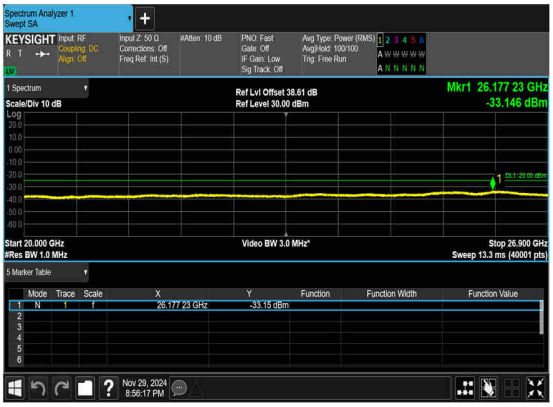

B66_N41(20M)_DFT-s-OFDM_QPSK_Edge_1RB_Left_Mid_CH

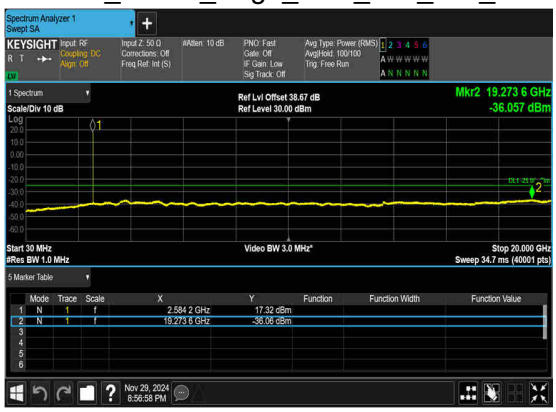

B66_N41(20M)_DFT-s-OFDM_QPSK_Edge_1RB_Left_Mid_CH

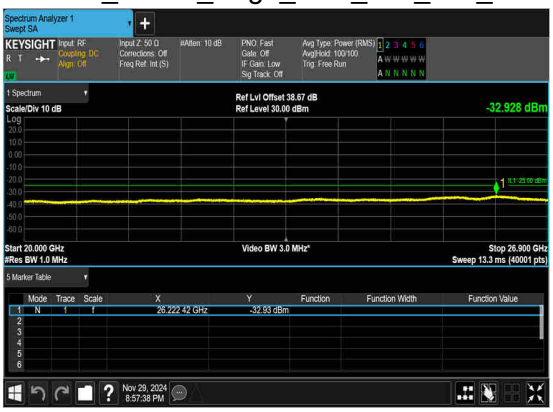

B66_N41(20M)_DFT-s-OFDM_BPSK_Edge_1RB_Left_High_CH

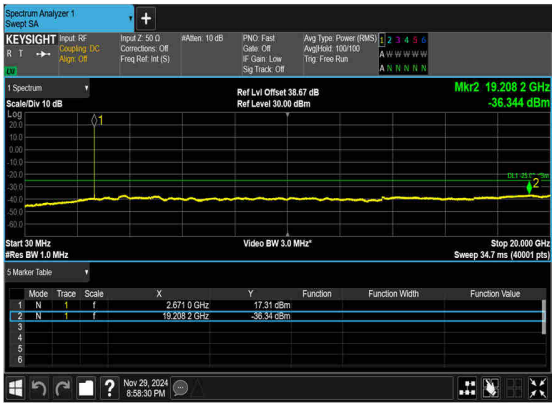

B66_N41(20M)_DFT-s-OFDM_BPSK_Edge_1RB_Left_High_CH

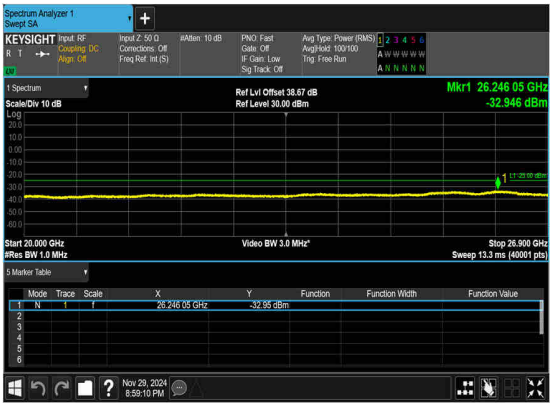

B66_N41(20M)_DFT-s-OFDM_QPSK_Edge_1RB_Left_High_CH

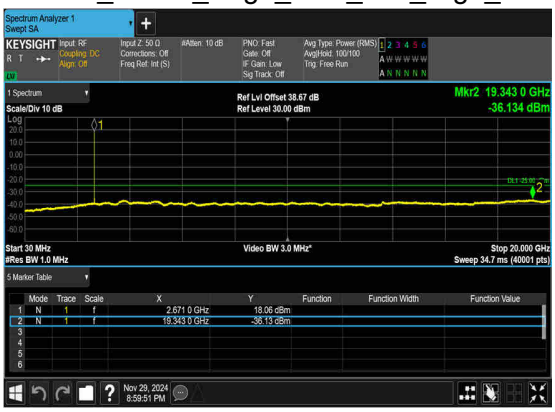

B66_N41(20M)_DFT-s-OFDM_QPSK_Edge_1RB_Left_High_CH

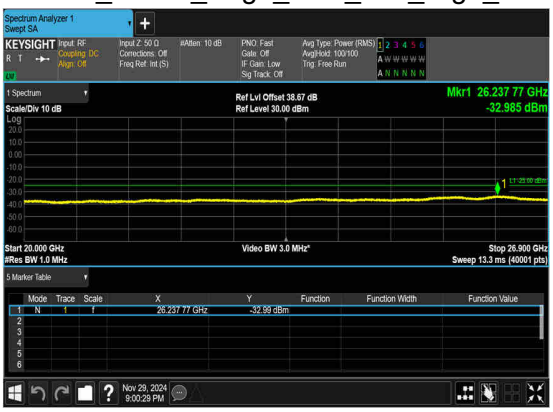

B66_N41(60M)_DFT-s-OFDM_BPSK_Edge_1RB_Left_Low_CH

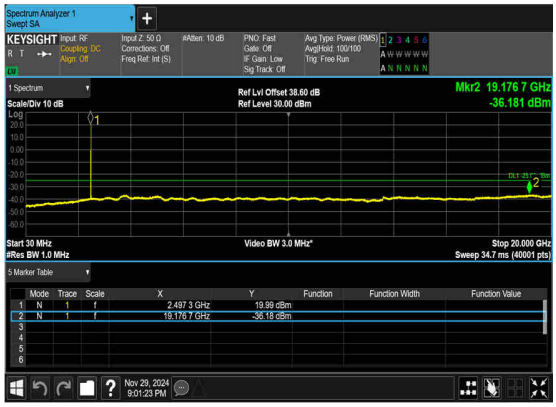

B66_N41(60M)_DFT-s-OFDM_BPSK_Edge_1RB_Left_Low_CH

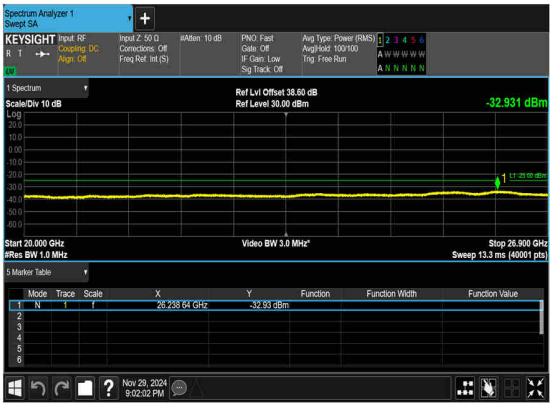

B66_N41(60M)_DFT-s-OFDM_QPSK_Edge_1RB_Left_Low_CH

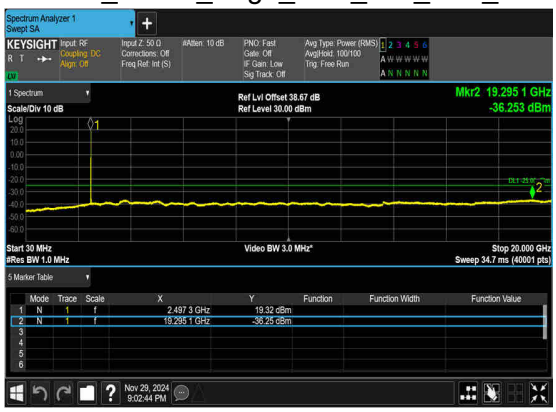

B66_N41(60M)_DFT-s-OFDM_QPSK_Edge_1RB_Left_Low_CH

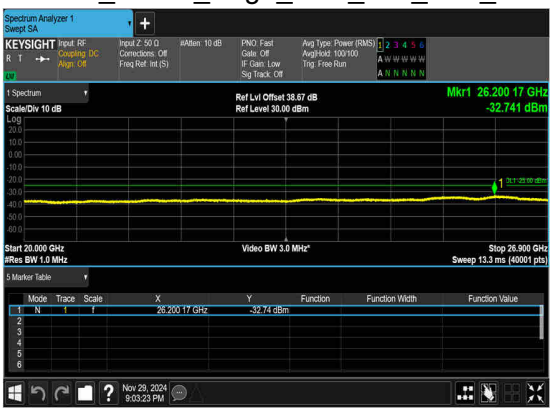

B66_N41(60M)_DFT-s-OFDM_BPSK_Edge_1RB_Left_Mid_CH

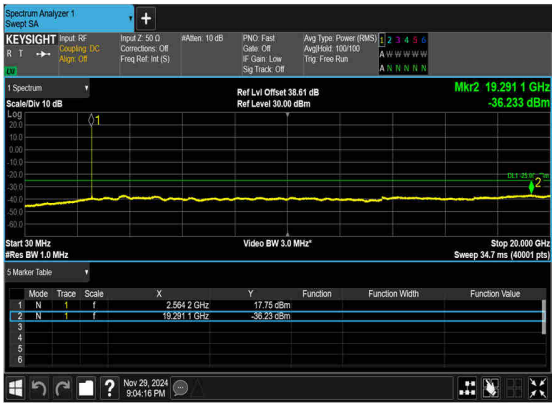

B66_N41(60M)_DFT-s-OFDM_BPSK_Edge_1RB_Left_Mid_CH

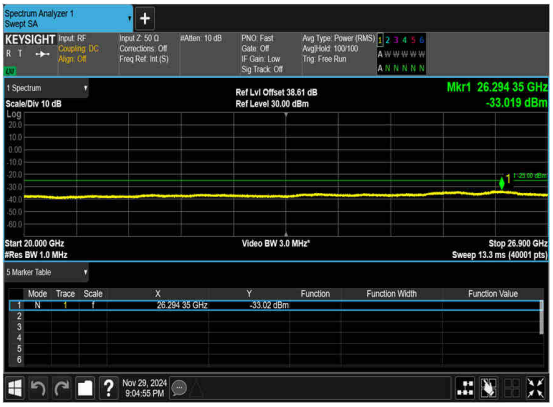

B66_N41(60M)_DFT-s-OFDM_QPSK_Edge_1RB_Left_Mid_CH

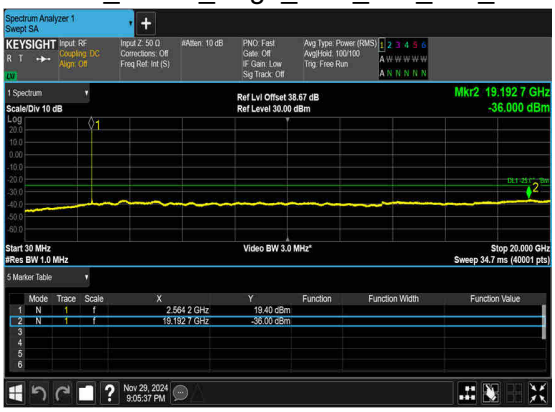

B66_N41(60M)_DFT-s-OFDM_QPSK_Edge_1RB_Left_Mid_CH

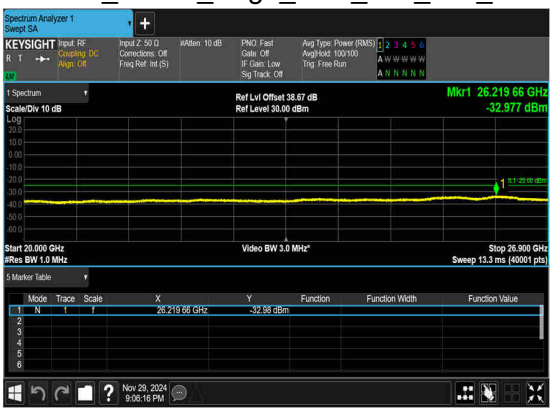

B66_N41(60M)_DFT-s-OFDM_BPSK_Edge_1RB_Left_High_CH

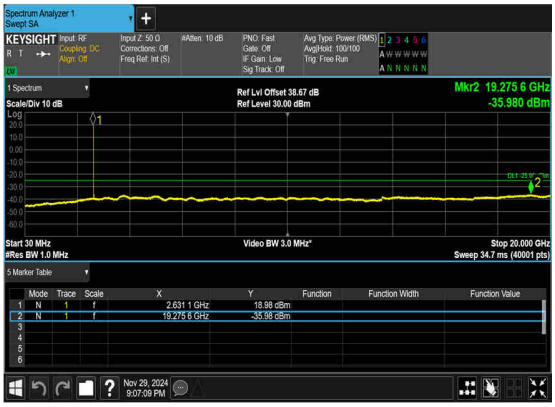

B66_N41(60M)_DFT-s-OFDM_BPSK_Edge_1RB_Left_High_CH

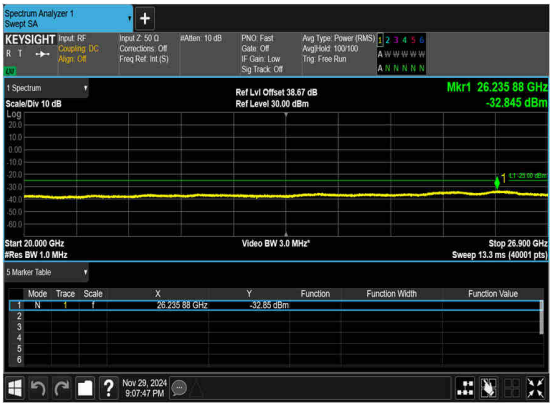

B66_N41(60M)_DFT-s-OFDM_QPSK_Edge_1RB_Left_High_CH

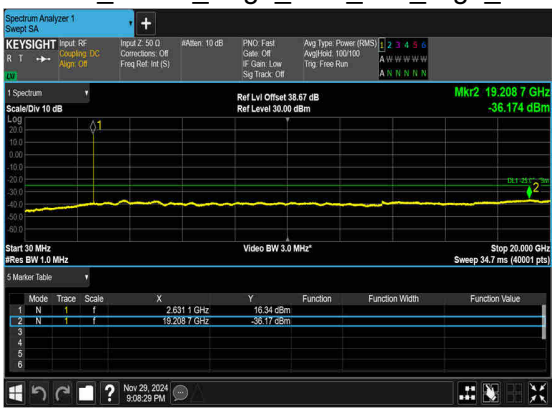

B66_N41(60M)_DFT-s-OFDM_QPSK_Edge_1RB_Left_High_CH

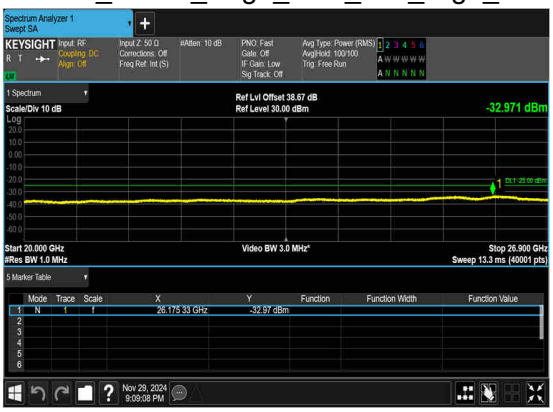

B66_N41(100M)_DFT-s-OFDM_BPSK_Edge_1RB_Left_Low_CH

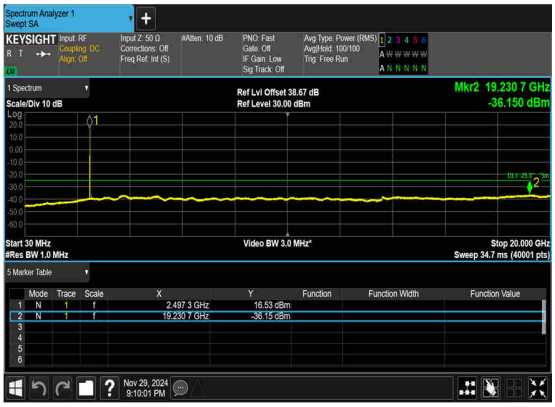

B66_N41(100M)_DFT-s-OFDM_BPSK_Edge_1RB_Left_Low_CH

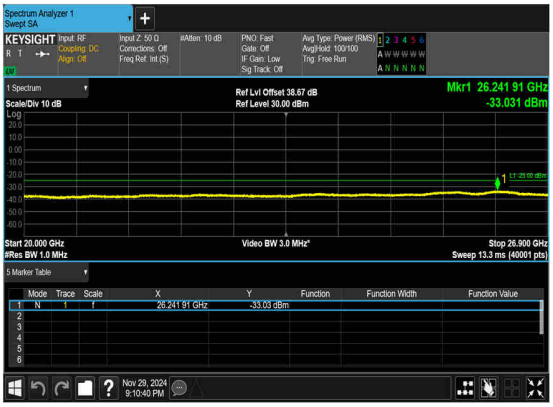

B66_N41(100M)_DFT-s-OFDM_QPSK_Edge_1RB_Left_Low_CH

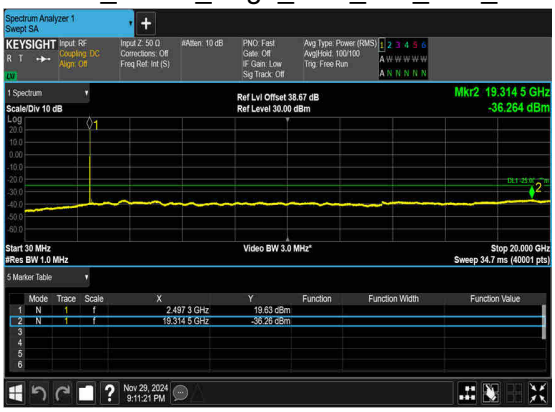

B66_N41(100M)_DFT-s-OFDM_QPSK_Edge_1RB_Left_Low_CH

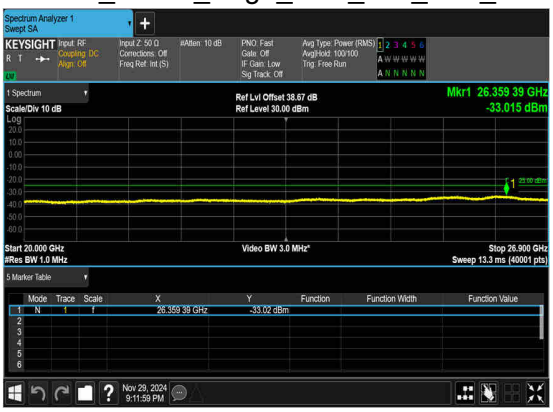

B66_N41(100M)_DFT-s-OFDM_BPSK_Edge_1RB_Left_Mid_CH

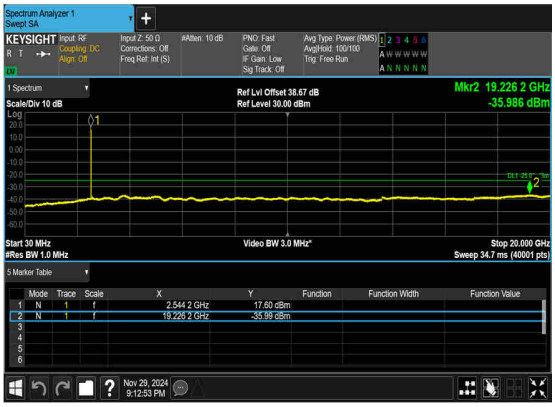

B66_N41(100M)_DFT-s-OFDM_BPSK_Edge_1RB_Left_Mid_CH

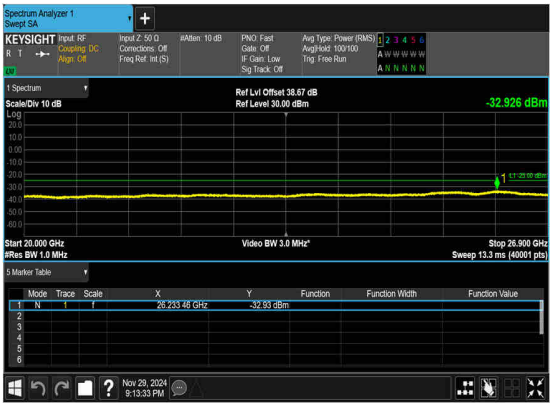

B66_N41(100M)_DFT-s-OFDM_QPSK_Edge_1RB_Left_Mid_CH

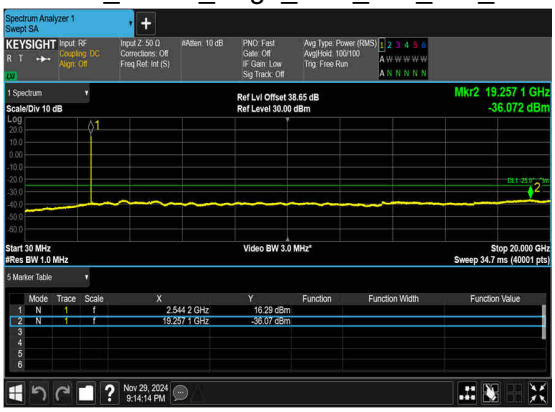

B66_N41(100M)_DFT-s-OFDM_QPSK_Edge_1RB_Left_Mid_CH

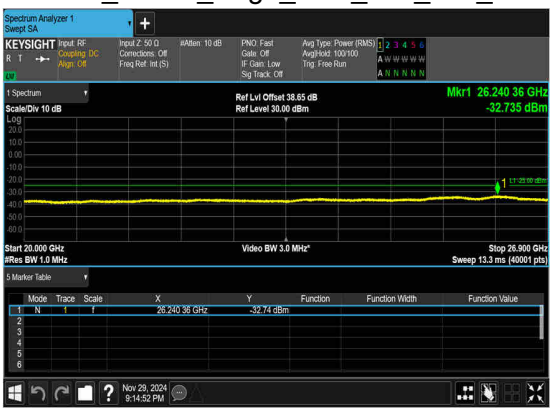

B66_N41(100M)_DFT-s-OFDM_BPSK_Edge_1RB_Left_High_CH

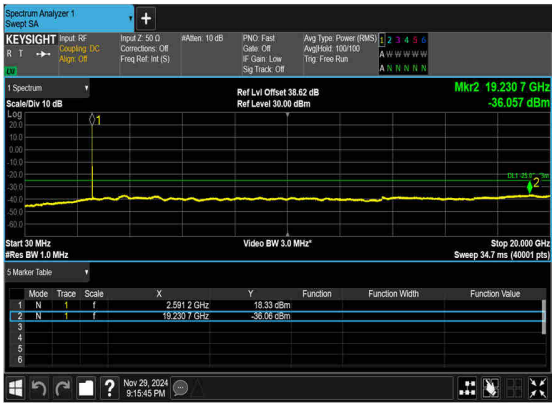

B66_N41(100M)_DFT-s-OFDM_BPSK_Edge_1RB_Left_High_CH

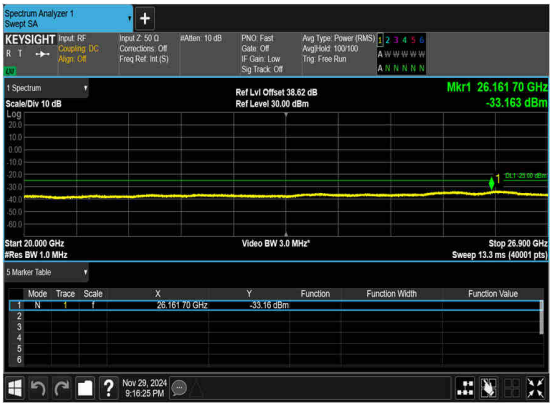

B66_N41(100M)_DFT-s-OFDM_QPSK_Edge_1RB_Left_High_CH

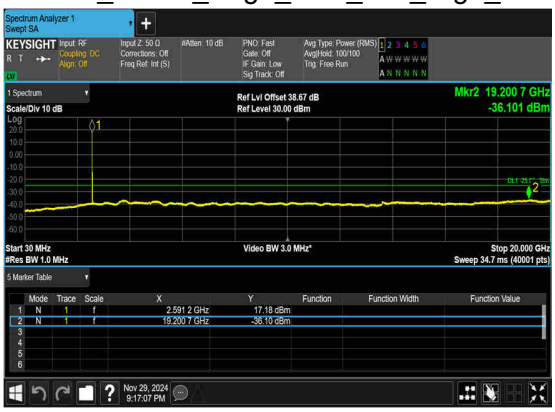

B66_N41(100M)_DFT-s-OFDM_QPSK_Edge_1RB_Left_High_CH

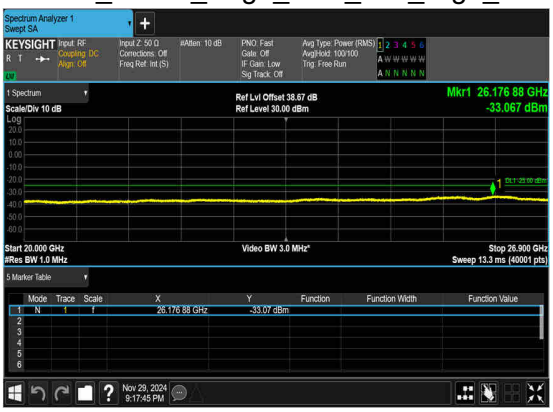

Conducted Band Edge

NR Band	SCS (kHz)	Bandwidth (MHz)	Arfcn	Freq (MHz)	Modulation	RB	Result	Verdict
41	30	20	501204	2506.02	DFT-s-OFDM BPSK	1@0	see graph	**PASS**
41	30	20	501204	2506.02	DFT-s-OFDM QPSK	1@0	see graph	**PASS**
41	30	20	501204	2506.02	DFT-s-OFDM BPSK	50@0	see graph	**PASS**
41	30	20	501204	2506.02	DFT-s-OFDM QPSK	50@0	see graph	**PASS**
41	30	20	535998	2679.99	DFT-s-OFDM BPSK	1@50	see graph	**PASS**
41	30	20	535998	2679.99	DFT-s-OFDM QPSK	1@50	see graph	**PASS**
41	30	20	535998	2679.99	DFT-s-OFDM BPSK	50@0	see graph	**PASS**
41	30	20	535998	2679.99	DFT-s-OFDM QPSK	50@0	see graph	**PASS**
41	30	60	505200	2526.0	DFT-s-OFDM BPSK	1@0	see graph	**PASS**
41	30	60	505200	2526.0	DFT-s-OFDM QPSK	1@0	see graph	**PASS**
41	30	60	505200	2526.0	DFT-s-OFDM BPSK	162@0	see graph	**PASS**
41	30	60	505200	2526.0	DFT-s-OFDM QPSK	162@0	see graph	**PASS**
41	30	60	531996	2659.98	DFT-s-OFDM BPSK	1@161	see graph	**PASS**
41	30	60	531996	2659.98	DFT-s-OFDM QPSK	1@161	see graph	**PASS**
41	30	60	531996	2659.98	DFT-s-OFDM BPSK	162@0	see graph	**PASS**
41	30	60	531996	2659.98	DFT-s-OFDM QPSK	162@0	see graph	**PASS**
41	30	100	509202	2546.01	DFT-s-OFDM BPSK	1@0	see graph	**PASS**
41	30	100	509202	2546.01	DFT-s-OFDM QPSK	1@0	see graph	**PASS**
41	30	100	509202	2546.01	DFT-s-OFDM BPSK	270@0	see graph	**PASS**
41	30	100	509202	2546.01	DFT-s-OFDM QPSK	270@0	see graph	**PASS**

41	30	100	528000	2640.0	DFT-s-OFDM BPSK	1@272	see graph	**PASS**
41	30	100	528000	2640.0	DFT-s-OFDM QPSK	1@272	see graph	**PASS**
41	30	100	528000	2640.0	DFT-s-OFDM BPSK	270@0	see graph	**PASS**
41	30	100	528000	2640.0	DFT-s-OFDM QPSK	270@0	see graph	**PASS**

B66_N41(20M)_DFT-s-OFDM_BPSK_Edge_1RB_Left_Low_CH

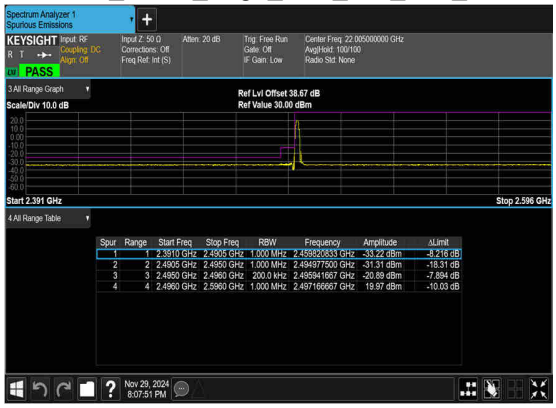

B66_N41(20M)_DFT-s-OFDM_QPSK_Edge_1RB_Left_Low_CH

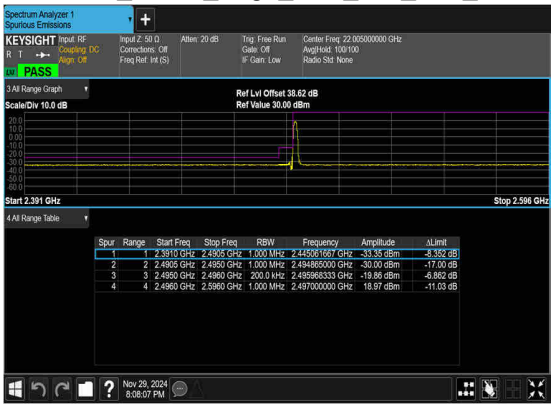

B66_N41(20M)_DFT-s-OFDM_BPSK_Outer_Full_Low_CH

B66_N41(20M)_DFT-s-OFDM_QPSK_Outer_Full_Low_CH

B66_N41(20M)_DFT-s-OFDM_BPSK_Edge_1RB_Right_High_CH

B66_N41(20M)_DFT-s-OFDM_QPSK_Edge_1RB_Right_High_CH

B66_N41(20M)_DFT-s-OFDM_BPSK_Outer_Full_High_CH

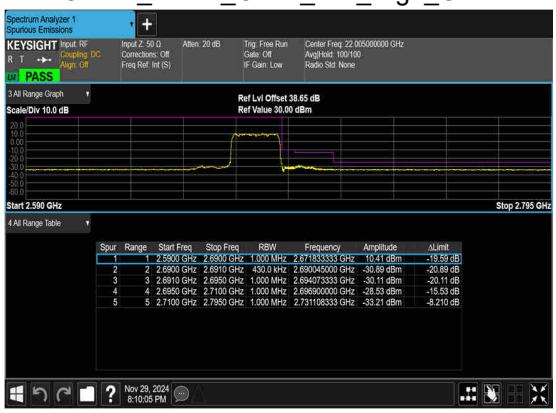

B66_N41(20M)_DFT-s-OFDM_QPSK_Outer_Full_High_CH

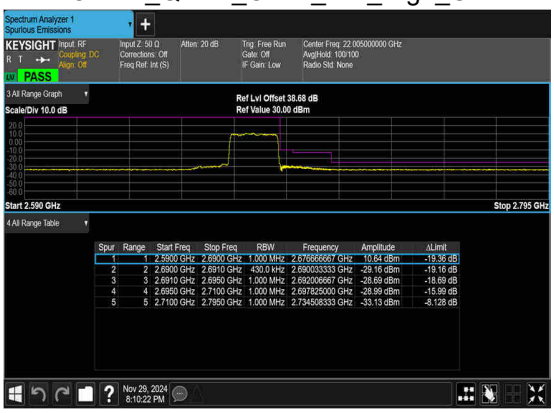

B66_N41(60M)_DFT-s-OFDM_BPSK_Edge_1RB_Left_Low_CH

B66_N41(60M)_DFT-s-OFDM_QPSK_Edge_1RB_Left_Low_CH

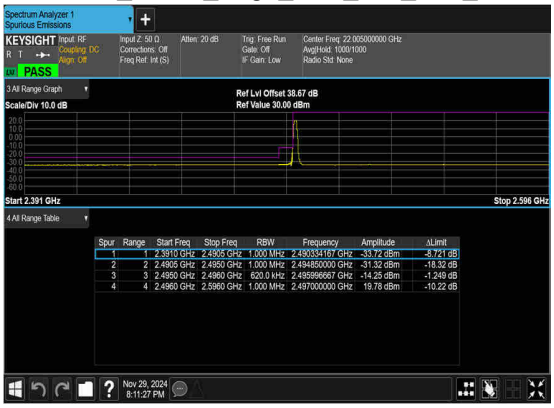

B66_N41(60M)_DFT-s-OFDM_BPSK_Outer_Full_Low_CH

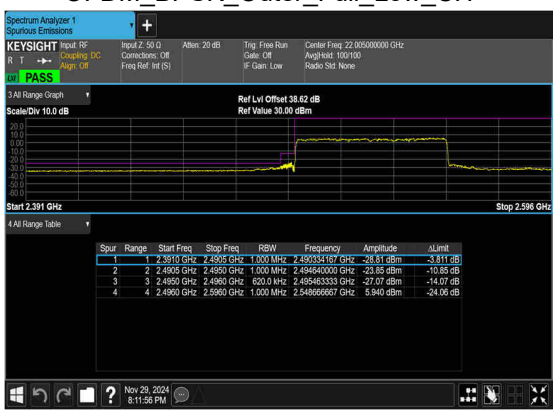

B66_N41(60M)_DFT-s-OFDM_QPSK_Outer_Full_Low_CH

B66_N41(60M)_DFT-s-OFDM_BPSK_Edge_1RB_Right_High_CH

B66_N41(60M)_DFT-s-OFDM_QPSK_Edge_1RB_Right_High_CH

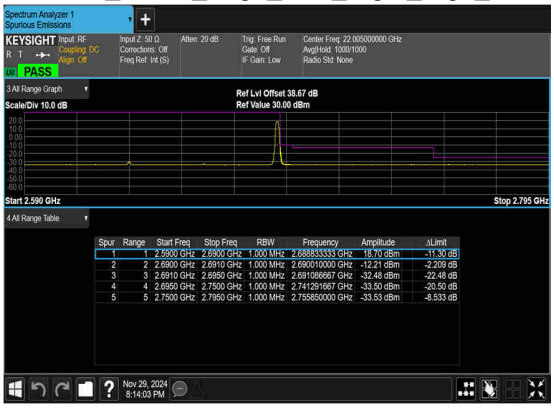

B66_N41(60M)_DFT-s-OFDM_BPSK_Outer_Full_High_CH

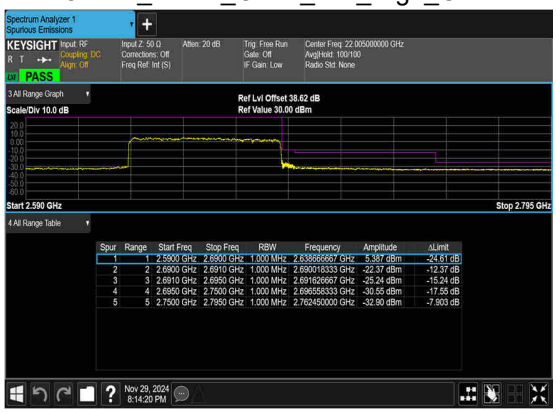

B66_N41(60M)_DFT-s-OFDM_QPSK_Outer_Full_High_CH

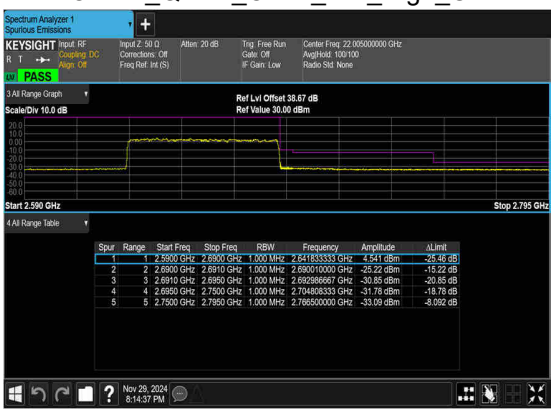

B66_N41(100M)_DFT-s-OFDM_BPSK_Edge_1RB_Left_Low_CH

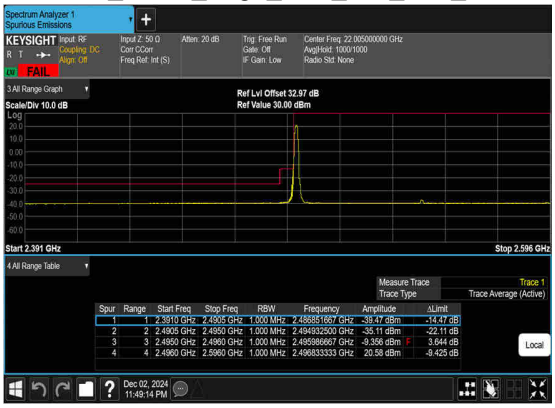

B66_N41(100M)_DFT-s-OFDM_BPSK_Edge_1RB_Left_Low_CH_CHP_PASS

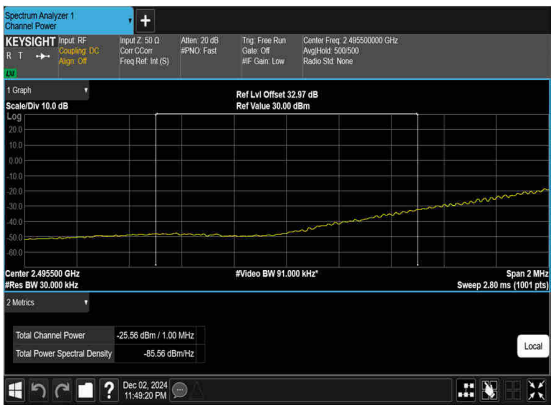

B66_N41(100M)_DFT-s-OFDM_QPSK_Edge_1RB_Left_Low_CH

B66_N41(100M)_DFT-s-OFDM_QPSK_Edge_1RB_Left_Low_CH_CHP_PASS

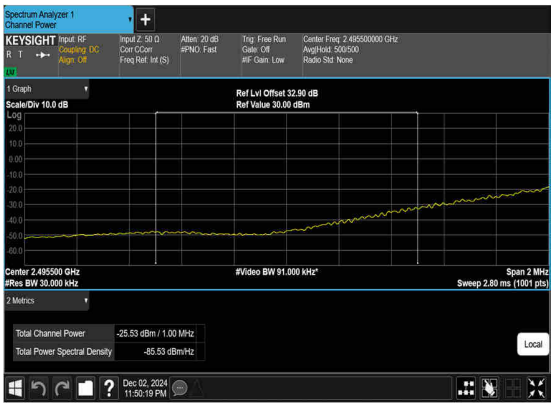

B66_N41(100M)_DFT-s-OFDM_BPSK_Outer_Full_Low_CH

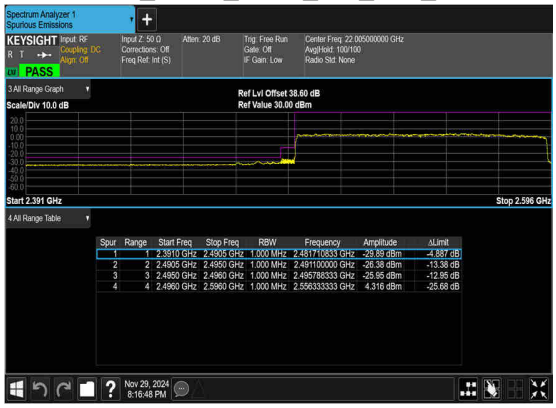

B66_N41(100M)_DFT-s-OFDM_QPSK_Outer_Full_Low_CH

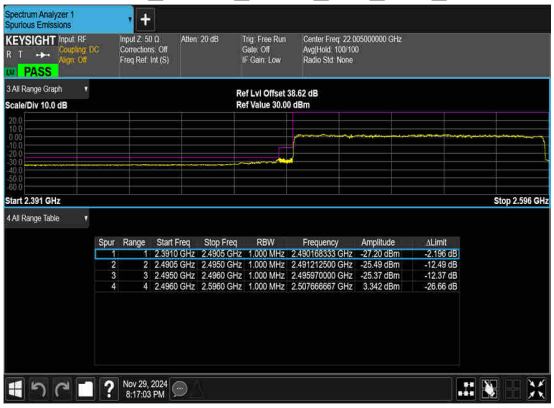

B66_N41(100M)_DFT-s-OFDM_BPSK_Edge_1RB_Right_High_CH

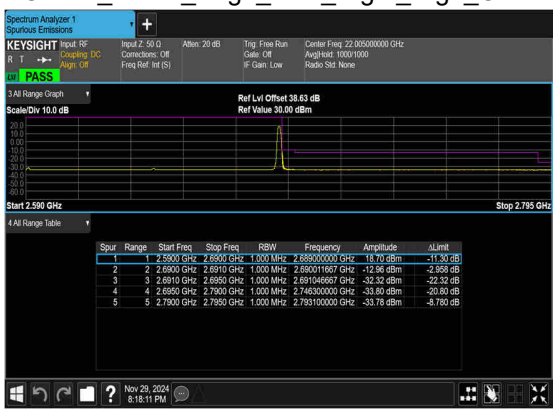

B66_N41(100M)_DFT-s-OFDM_QPSK_Edge_1RB_Right_High_CH

B66_N41(100M)_DFT-s-OFDM_BPSK_Outer_Full_High_CH

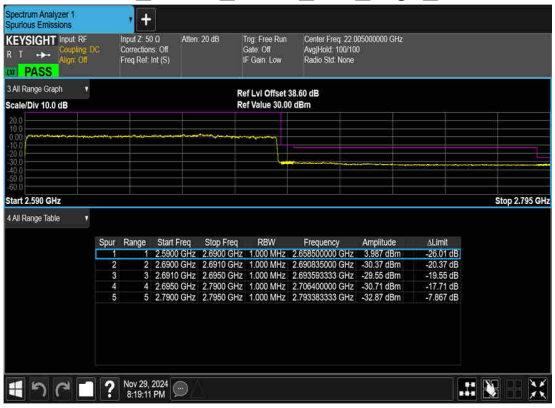

B66_N41(100M)_DFT-s-OFDM_QPSK_Outer_Full_High_CH

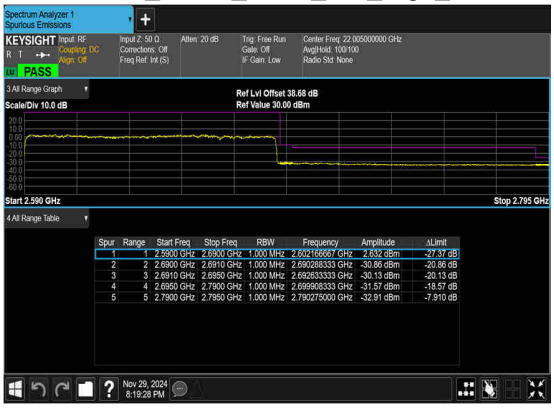

Appendix B. Test Results of Radiated Test

Radiated Spurious Emission

Test Engineer :	Zhaohui Liang	Temperature :	22~25℃
		Relative Humidity :	48~52%

n7 SA / NR 20MHz / QPSK(ANT2)									
Channel	Frequency (MHz)	EIRP (dBm)	Limit (dBm)	Over Limit (dB)	SPA Reading (dBm)	S.G. Power (dBm)	TX Cable loss (dB)	TX Antenna Gain (dBi)	Polarization (H/V)
Lowest	5001.40	-59.11	-25	-34.11	-81.76	-64.67	7.12	12.68	H
	7502.10	-55.24	-25	-30.24	-81.84	-58.57	8.26	11.59	H
	10002.80	-53.45	-25	-28.45	-83.67	-54.98	10.45	11.98	H
	5001.40	-57.59	-25	-32.59	-81.92	-63.15	7.12	12.68	V
	7502.10	-55.27	-25	-30.27	-81.86	-58.60	8.26	11.59	V
	10002.80	-52.75	-25	-27.75	-83.61	-54.28	10.45	11.98	V
Middle	5051.50	-58.07	-25	-33.07	-81.07	-63.63	7.14	12.70	H
	7577.25	-55.17	-25	-30.17	-81.48	-58.47	8.30	11.60	H
	10103.00	-52.88	-25	-27.88	-83.21	-54.40	10.48	12.00	H
	5051.50	-57.31	-25	-32.31	-81.64	-62.87	7.14	12.70	V
	7577.25	-55.65	-25	-30.65	-81.96	-58.95	8.30	11.60	V
	10103.00	-52.04	-25	-27.04	-83.3	-53.56	10.48	12.00	V
Highest	5101.50	-57.65	-25	-32.65	-81.00	-63.21	7.16	12.72	H
	7652.25	-46.65	-25	-21.65	-72.78	-49.95	8.33	11.63	H
	10203.00	-53.24	-25	-28.24	-83.72	-54.84	10.50	12.10	H
	5101.50	-57.20	-25	-32.20	-81.53	-62.76	7.16	12.72	V
	7652.25	-47.21	-25	-22.21	-74.37	-50.51	8.33	11.63	V
	10203.00	-51.98	-25	-26.98	-83.73	-53.58	10.50	12.10	V

Remark: Spurious emissions within 30-1000MHz were found more than 20dB below limit line.

DC 5A_n7A / LTE 10MHz + NR 20MHz / QPSK (ANT1+2)									
Channel	Frequency (MHz)	ERP/EIRP (dBm)	Limit (dBm)	Over Limit (dB)	SPA Reading (dBm)	S.G. Power (dBm)	TX Cable loss (dB)	TX Antenna Gain (dBi)	Polarization (H/V)
NR n7 Lowest	5001.40	-59.09	-25	-34.09	-81.74	-64.65	7.12	12.68	H
	7502.10	-55.16	-25	-30.16	-81.76	-58.49	8.26	11.59	H
	10002.80	-53.50	-25	-28.50	-83.72	-55.03	10.45	11.98	H
	5001.40	-57.62	-25	-32.62	-81.95	-63.18	7.12	12.68	V
	7502.10	-55.51	-25	-30.51	-82.1	-58.84	8.26	11.59	V
	10002.80	-53.27	-25	-28.27	-84.13	-54.80	10.45	11.98	V
LTE Band5 Lowest	1664.18	-65.91	-13	-52.91	-77.52	-69.14	3.98	9.36	H
	2496.27	-59.99	-13	-46.99	-78.86	-63.54	4.85	10.55	H
	3328.36	-59.45	-13	-46.45	-80.33	-64.38	5.50	12.58	H
	1664.18	-63.91	-13	-50.91	-76.19	-67.14	3.98	9.36	V
	2496.27	-59.20	-13	-46.20	-78.33	-62.75	4.85	10.55	V
	3328.36	-57.06	-13	-44.06	-78.44	-61.99	5.50	12.58	V
NR n7 Middle	5051.50	-58.52	-25	-33.52	-81.52	-64.08	7.14	12.70	H
	7577.25	-56.00	-25	-31.00	-82.31	-59.30	8.30	11.60	H
	10103.00	-53.04	-25	-28.04	-83.37	-54.56	10.48	12.00	H
	5051.50	-57.58	-25	-32.58	-81.91	-63.14	7.14	12.70	V
	7577.25	-55.79	-25	-30.79	-82.1	-59.09	8.30	11.60	V
	10103.00	-51.56	-25	-26.56	-82.82	-53.08	10.48	12.00	V
LTE Band5 Middle	1664.18	-65.90	-13	-52.90	-77.51	-69.15	4.00	9.40	H
	2496.27	-60.16	-13	-47.16	-79.03	-63.73	4.88	10.60	H
	3328.36	-59.43	-13	-46.43	-80.31	-64.36	5.52	12.60	H
	1664.18	-63.13	-13	-50.13	-75.41	-66.38	4.00	9.40	V
	2496.27	-58.30	-13	-45.30	-77.43	-61.87	4.88	10.60	V
	3328.36	-57.74	-13	-44.74	-79.12	-62.67	5.52	12.60	V
NR n7 Highest	5101.50	-58.31	-25	-33.31	-81.66	-63.87	7.16	12.72	H
	7652.25	-55.82	-25	-30.82	-81.95	-59.12	8.33	11.63	H
	10203.00	-53.01	-25	-28.01	-83.49	-54.61	10.50	12.10	H
	5101.50	-56.35	-25	-31.35	-80.68	-61.91	7.16	12.72	V
	7652.25	-53.75	-25	-28.75	-80.91	-57.05	8.33	11.63	V
	10203.00	-51.95	-25	-26.95	-83.7	-53.55	10.50	12.10	V
LTE Band5 Highest	1664.18	-65.82	-13	-52.82	-77.43	-68.99	4.10	9.42	H
	2496.27	-60.23	-13	-47.23	-79.10	-63.81	4.90	10.63	H
	3328.36	-59.52	-13	-46.52	-80.40	-64.44	5.55	12.62	H
	1664.18	-63.79	-13	-50.79	-76.07	-66.96	4.10	9.42	V
	2496.27	-58.51	-13	-45.51	-77.64	-62.09	4.90	10.63	V
	3328.36	-57.77	-13	-44.77	-79.15	-62.69	5.55	12.62	V

Remark: Spurious emissions within 30-1000MHz were found more than 20dB below limit line.

DC 2A_n7A / LTE 20MHz + NR 20MHz / QPSK (ANT5+2) Other PA									
Channel	Frequency (MHz)	ERP/EIRP (dBm)	Limit (dBm)	Over Limit (dB)	SPA Reading (dBm)	S.G. Power (dBm)	TX Cable loss (dB)	TX Antenna Gain (dBi)	Polarization (H/V)
NR n7 Lowest	5001.40	-59.10	-25	-34.10	-81.75	-64.66	7.12	12.68	H
	7502.10	-55.15	-25	-30.15	-81.75	-58.48	8.26	11.59	H
	10002.80	-53.72	-25	-28.72	-83.94	-55.25	10.45	11.98	H
	5001.40	-56.82	-25	-31.82	-81.15	-62.38	7.12	12.68	V
	7502.10	-55.00	-25	-30.00	-81.59	-58.33	8.26	11.59	V
	10002.80	-52.87	-25	-27.87	-83.73	-54.40	10.45	11.98	V
LTE Band2 Lowest	3742.18	-57.59	-13	-44.59	-80.43	-64.35	5.82	12.58	H
	5613.27	-57.61	-13	-44.61	-81.74	-63.33	7.28	13.00	H
	7484.36	-54.03	-13	-41.03	-80.69	-57.19	8.32	11.48	H
	3742.18	-55.01	-13	-42.01	-79.86	-61.77	5.82	12.58	V
	5613.27	-56.92	-13	-43.92	-81.9	-62.64	7.28	13.00	V
	7484.36	-54.74	-13	-41.74	-81.38	-57.90	8.32	11.48	V
NR n7 Middle	5051.50	-58.02	-25	-33.02	-81.02	-63.58	7.14	12.70	H
	7577.25	-55.48	-25	-30.48	-81.79	-58.78	8.30	11.60	H
	10103.00	-53.02	-25	-28.02	-83.35	-54.54	10.48	12.00	H
	5051.50	-56.88	-25	-31.88	-81.21	-62.44	7.14	12.70	V
	7577.25	-55.22	-25	-30.22	-81.53	-58.52	8.30	11.60	V
	10103.00	-51.57	-25	-26.57	-82.83	-53.09	10.48	12.00	V
LTE Band2 Middle	3742.18	-57.78	-13	-44.78	-80.62	-64.53	5.85	12.60	H
	5613.27	-57.47	-13	-44.47	-81.60	-63.27	7.30	13.10	H
	7484.36	-54.67	-13	-41.67	-81.33	-57.82	8.35	11.50	H
	3742.18	-55.37	-13	-42.37	-80.22	-62.12	5.85	12.60	V
	5613.27	-57.06	-13	-44.06	-82.04	-62.86	7.30	13.10	V
	7484.36	-53.88	-13	-40.88	-80.52	-57.03	8.35	11.50	V
NR n7 Highest	5101.50	-58.04	-25	-33.04	-81.39	-63.60	7.16	12.72	H
	7652.25	-55.38	-25	-30.38	-81.51	-58.68	8.33	11.63	H
	10203.00	-53.00	-25	-28.00	-83.48	-54.60	10.50	12.10	H
	5101.50	-56.68	-25	-31.68	-81.01	-62.24	7.16	12.72	V
	7652.25	-54.16	-25	-29.16	-81.32	-57.46	8.33	11.63	V
	10203.00	-51.75	-25	-26.75	-83.5	-53.35	10.50	12.10	V
LTE Band2 Highest	3742.18	-57.56	-13	-44.56	-80.40	-64.30	5.88	12.62	H
	5613.27	-57.23	-13	-44.23	-81.36	-63.04	7.32	13.13	H
	7484.36	-54.93	-13	-41.93	-81.59	-58.09	8.38	11.54	H
	3742.18	-55.28	-13	-42.28	-80.13	-62.02	5.88	12.62	V
	5613.27	-56.76	-13	-43.76	-81.74	-62.57	7.32	13.13	V
	7484.36	-53.42	-13	-40.42	-80.06	-56.58	8.38	11.54	V

Remark: Spurious emissions within 30-1000MHz were found more than 20dB below limit line.

n41 SA / NR 100MHz / QPSK(ANT2)									
Channel	Frequency (MHz)	EIRP (dBm)	Limit (dBm)	Over Limit (dB)	SPA Reading (dBm)	S.G. Power (dBm)	TX Cable loss (dB)	TX Antenna Gain (dBi)	Polarization (H/V)
Lowest	4994.80	-58.84	-25	-33.84	-81.49	-64.40	7.12	12.68	H
	7492.20	-55.19	-25	-30.19	-81.79	-58.52	8.26	11.59	H
	9989.60	-53.84	-25	-28.84	-84.02	-55.37	10.45	11.98	H
	4994.80	-56.51	-25	-31.51	-80.84	-62.07	7.12	12.68	V
	7492.20	-54.73	-25	-29.73	-81.32	-58.06	8.26	11.59	V
	9989.60	-53.26	-25	-28.26	-84.02	-54.79	10.45	11.98	V
Middle	5089.00	-58.00	-25	-33.00	-81.35	-63.56	7.14	12.70	H
	7633.50	-55.84	-25	-30.84	-82.01	-59.14	8.30	11.60	H
	10178.00	-53.25	-25	-28.25	-83.70	-54.77	10.48	12.00	H
	5089.00	-56.51	-25	-31.51	-80.84	-62.07	7.14	12.70	V
	7633.50	-55.13	-25	-30.13	-81.98	-58.43	8.30	11.60	V
	10178.00	-52.27	-25	-27.27	-83.94	-53.79	10.48	12.00	V
Highest	5182.80	-57.69	-25	-32.69	-81.63	-63.25	7.16	12.72	H
	7774.20	-55.92	-25	-30.92	-81.76	-59.22	8.33	11.63	H
	10365.60	-52.99	-25	-27.99	-83.70	-54.59	10.50	12.10	H
	5182.80	-56.46	-25	-31.46	-80.79	-62.02	7.16	12.72	V
	7774.20	-51.83	-25	-26.83	-81.1	-55.13	8.33	11.63	V
	10365.60	-50.94	-25	-25.94	-83.51	-52.54	10.50	12.10	V

Remark: Spurious emissions within 30-1000MHz were found more than 20dB below limit line.

DC_12A_n41A / LTE 10MHz + NR 100MHz / QPSK (ANT1+2)									
Channel	Frequency (MHz)	ERP/EIRP (dBm)	Limit (dBm)	Over Limit (dB)	SPA Reading (dBm)	S.G. Power (dBm)	TX Cable loss (dB)	TX Antenna Gain (dBi)	Polarization (H/V)
NR n41 Lowest	4994.8	-59.17	-25	-34.17	-81.82	-64.85	7.10	12.78	H
	7492.2	-55.32	-25	-30.32	-81.92	-58.40	8.48	11.56	H
	9989.6	-53.54	-25	-28.54	-83.72	-54.89	10.65	12.00	H
	4994.8	-57.32	-25	-32.32	-81.65	-63	7.10	12.78	V
	7492.2	-55.40	-25	-30.40	-81.99	-58.48	8.48	11.56	V
	9989.6	-53.14	-25	-28.14	-83.9	-54.49	10.65	12.00	V
LTE Band12 Lowest	1406	-51.76	-13	-38.76	-62.51	-54.99	3.98	9.36	H
	2109	-48.64	-13	-35.64	-66.05	-52.19	4.85	10.55	H
	2812	-60.05	-13	-47.05	-79.11	-64.98	5.50	12.58	H
	1406	-61.52	-13	-48.52	-73.33	-64.75	3.98	9.36	V
	2109	-53.55	-13	-40.55	-70.75	-57.10	4.85	10.55	V
	2812	-59.24	-13	-46.24	-79.11	-64.17	5.50	12.58	V
NR n41 Middle	5089	-57.93	-25	-32.93	-81.28	-63.60	7.13	12.80	H
	7633.5	-55.26	-25	-30.26	-81.43	-58.36	8.50	11.60	H
	10178	-52.96	-25	-27.96	-83.41	-54.30	10.68	12.02	H
	5089	-56.97	-25	-31.97	-81.3	-62.64	7.13	12.80	V
	7633.5	-55.01	-25	-30.01	-81.86	-58.11	8.50	11.60	V
	10178	-50.03	-25	-25.03	-81.7	-51.37	10.68	12.02	V
LTE Band12 Middle	1406	-51.46	-13	-38.46	-62.21	-54.71	4.00	9.40	H
	2109	-48.59	-13	-35.59	-66.00	-52.16	4.88	10.60	H
	2812	-60.34	-13	-47.34	-79.40	-65.27	5.52	12.60	H
	1406	-62.72	-13	-49.72	-74.53	-65.97	4.00	9.40	V
	2109	-52.62	-13	-39.62	-69.82	-56.19	4.88	10.60	V
	2812	-59.45	-13	-46.45	-79.32	-64.38	5.52	12.60	V
NR n41 Highest	5182.8	-57.29	-25	-32.29	-81.23	-62.93	7.18	12.82	H
	7774.2	-55.78	-25	-30.78	-81.62	-58.87	8.54	11.63	H
	10365.6	-52.59	-25	-27.59	-83.30	-53.94	10.70	12.05	H
	5182.8	-57.24	-25	-32.24	-81.57	-62.88	7.18	12.82	V
	7774.2	-51.95	-25	-26.95	-81.22	-55.04	8.54	11.63	V
	10365.6	-50.14	-25	-25.14	-82.71	-51.49	10.70	12.05	V
LTE Band12 Highest	1406	-52.63	-13	-39.63	-63.38	-55.80	4.10	9.42	H
	2109	-49.34	-13	-36.34	-66.75	-52.92	4.90	10.63	H
	2812	-60.43	-13	-47.43	-79.49	-65.35	5.55	12.62	H
	1406	-62.75	-13	-49.75	-74.56	-65.92	4.10	9.42	V
	2109	-53.89	-13	-40.89	-71.09	-57.47	4.90	10.63	V
	2812	-59.35	-13	-46.35	-79.22	-64.27	5.55	12.62	V

Remark: Spurious emissions within 30-1000MHz were found more than 20dB below limit line.

DC 66A_n41A / LTE 20MHz + NR 100MHz / QPSK (ANT5+2) Other PA									
Channel	Frequency (MHz)	ERP/EIRP (dBm)	Limit (dBm)	Over Limit (dB)	SPA Reading (dBm)	S.G. Power (dBm)	TX Cable loss (dB)	TX Antenna Gain (dBi)	Polarization (H/V)
NR n41 Lowest	4994.8	-59.11	-25	-34.11	-81.76	-64.79	7.10	12.78	H
	7492.2	-55.16	-25	-30.16	-81.76	-58.24	8.48	11.56	H
	9989.6	-53.68	-25	-28.68	-83.86	-55.03	10.65	12.00	H
	4994.8	-57.67	-25	-32.67	-82	-63.35	7.10	12.78	V
	7492.2	-55.27	-25	-30.27	-81.86	-58.35	8.48	11.56	V
	9989.6	-53.05	-25	-28.05	-83.81	-54.4	10.65	12.00	V
LTE Band66 Lowest	3472	-58.99	-13	-45.99	-80.84	-65.87	5.60	12.48	H
	5208	-57.33	-13	-44.33	-81.45	-63.01	7.10	12.78	H
	6944	-56.16	-13	-43.16	-81.82	-59.55	8.38	11.77	H
	3472	-58.29	-13	-45.29	-79.94	-65.17	5.60	12.48	V
	5208	-56.85	-13	-43.85	-81.14	-62.53	7.10	12.78	V
	6944	-55.25	-13	-42.25	-81.64	-58.64	8.38	11.77	V
NR n41 Middle	5089	-57.82	-25	-32.82	-81.17	-63.49	7.13	12.80	H
	7633.5	-55.54	-25	-30.54	-81.71	-58.64	8.50	11.60	H
	10178	-52.91	-25	-27.91	-83.36	-54.25	10.68	12.02	H
	5089	-56.87	-25	-31.87	-81.2	-62.54	7.13	12.80	V
	7633.5	-54.88	-25	-29.88	-81.73	-57.98	8.50	11.60	V
	10178	-51.23	-25	-26.23	-82.9	-52.57	10.68	12.02	V
LTE Band66 Middle	3472	-58.89	-13	-45.89	-80.74	-65.74	5.65	12.50	H
	5208	-57.32	-13	-44.32	-81.44	-62.99	7.13	12.80	H
	6944	-55.99	-13	-42.99	-81.65	-59.39	8.40	11.80	H
	3472	-58.47	-13	-45.47	-80.12	-65.32	5.65	12.50	V
	5208	-56.97	-13	-43.97	-81.26	-62.64	7.13	12.80	V
	6944	-55.40	-13	-42.40	-81.79	-58.80	8.40	11.80	V
NR n41 Highest	5182.8	-57.16	-25	-32.16	-81.10	-62.80	7.18	12.82	H
	7774.2	-55.70	-25	-30.70	-81.54	-58.79	8.54	11.63	H
	10365.6	-52.22	-25	-27.22	-82.93	-53.57	10.70	12.05	H
	5182.8	-57.23	-25	-32.23	-81.56	-62.87	7.18	12.82	V
	7774.2	-51.88	-25	-26.88	-81.15	-54.97	8.54	11.63	V
	10365.6	-50.75	-25	-25.75	-83.32	-52.1	10.70	12.05	V
LTE Band66 Highest	3472	-59.32	-13	-46.32	-81.17	-66.16	5.68	12.52	H
	5208	-57.61	-13	-44.61	-81.73	-63.28	7.15	12.82	H
	6944	-56.14	-13	-43.14	-81.80	-59.57	8.42	11.85	H
	3472	-58.63	-13	-45.63	-80.28	-65.47	5.68	12.52	V
	5208	-57.21	-13	-44.21	-81.5	-62.88	7.15	12.82	V
	6944	-55.10	-13	-42.10	-81.49	-58.53	8.42	11.85	V

Remark: Spurious emissions within 30-1000MHz were found more than 20dB below limit line.