LTE Band 14 / 5MHz / 64QAM

Lowest Channel / 1RB

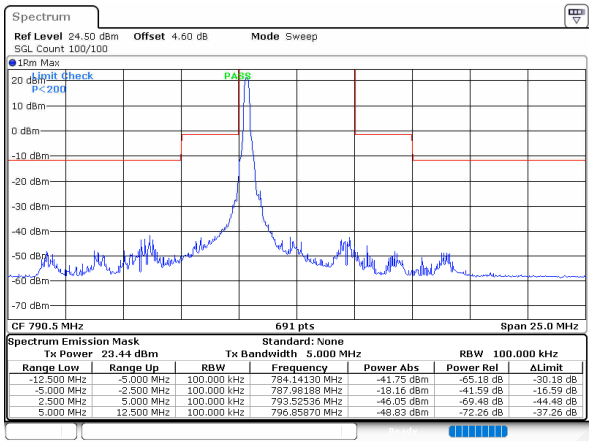

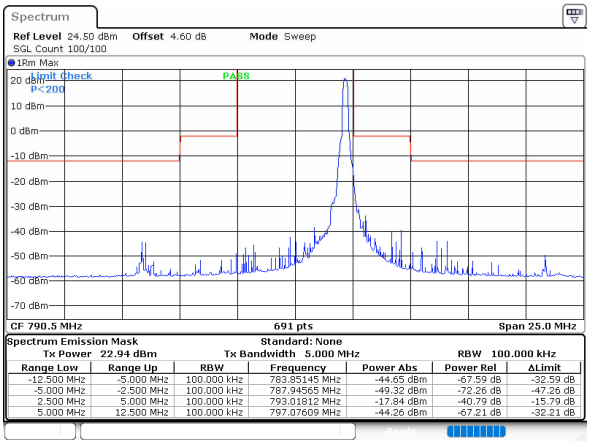

Lowest Channel / Full RB

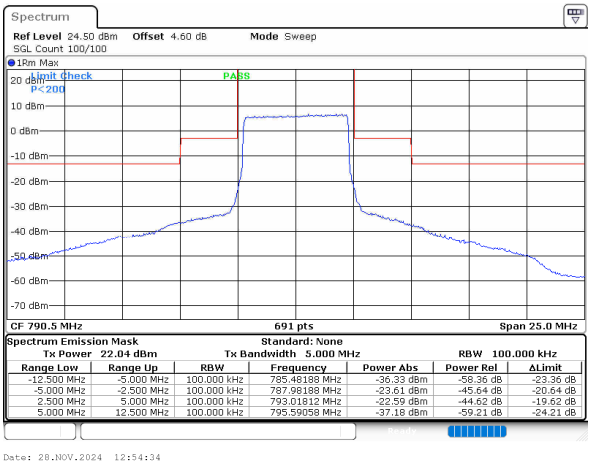

LTE Band 14 / 5MHz / 256QAM

Lowest Channel / 1RB

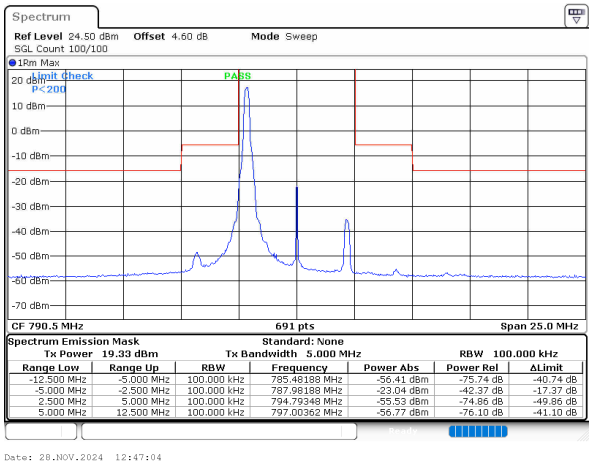

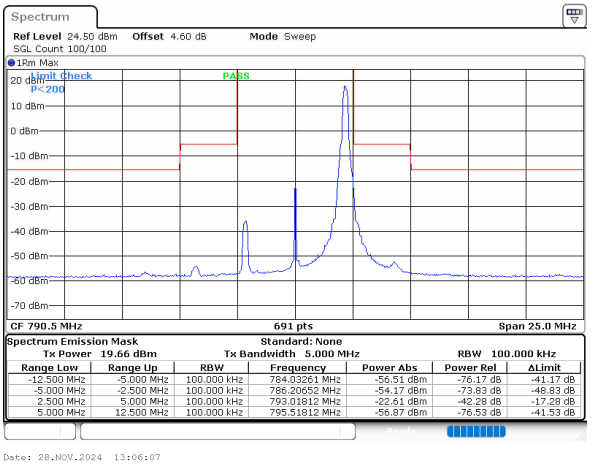

Lowest Channel / Full RB

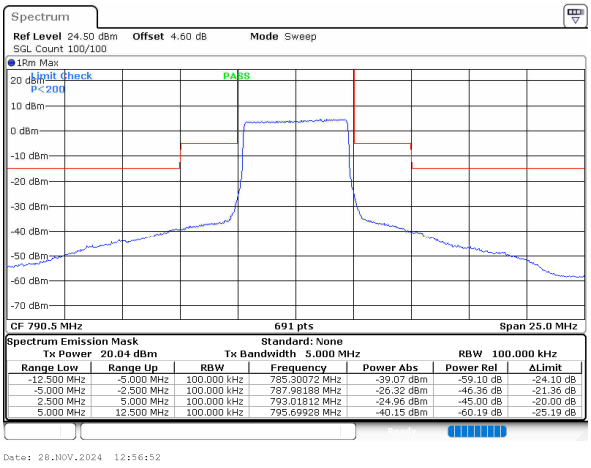

LTE Band 14 / 5MHz / QPSK

Middle Channel / 1RB

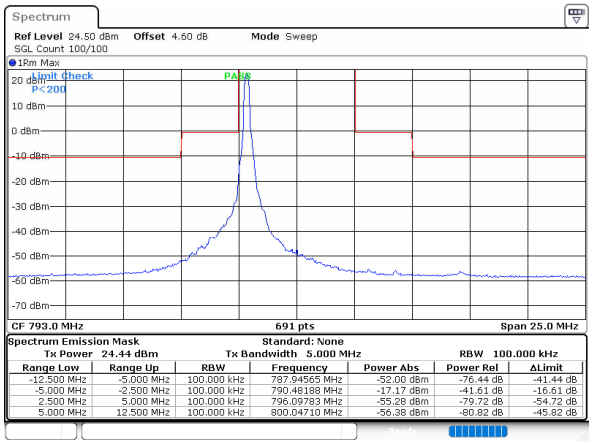

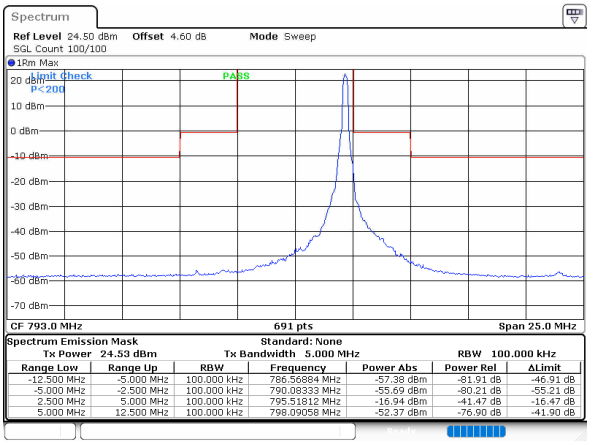

Middle Channel / Full RB

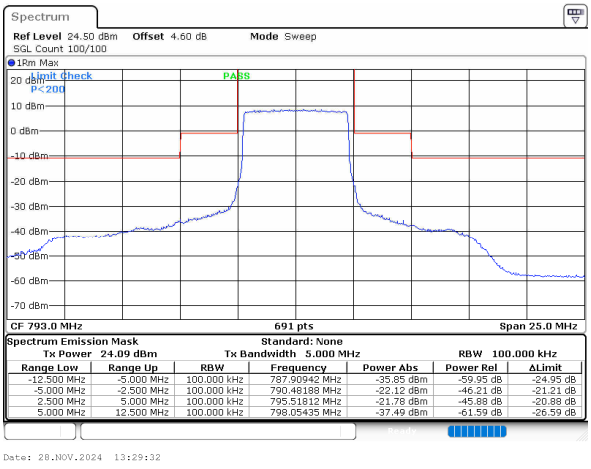

LTE Band 14 / 5MHz / 16QAM

Middle Channel / 1RB

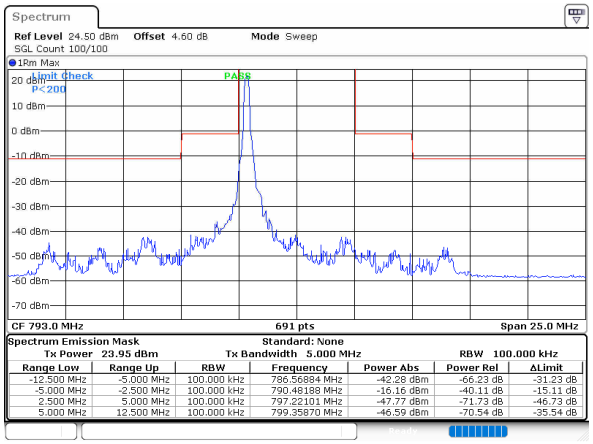

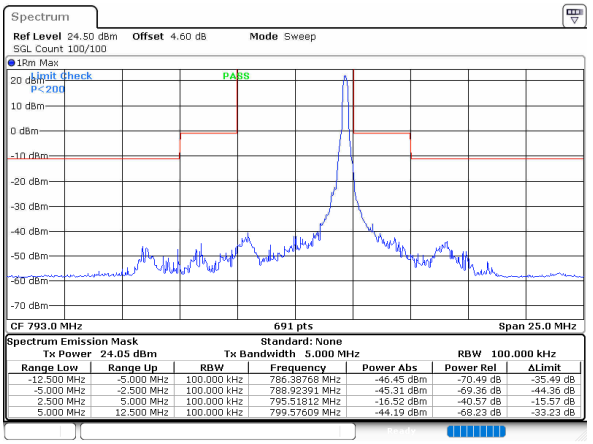

Middle Channel / Full RB

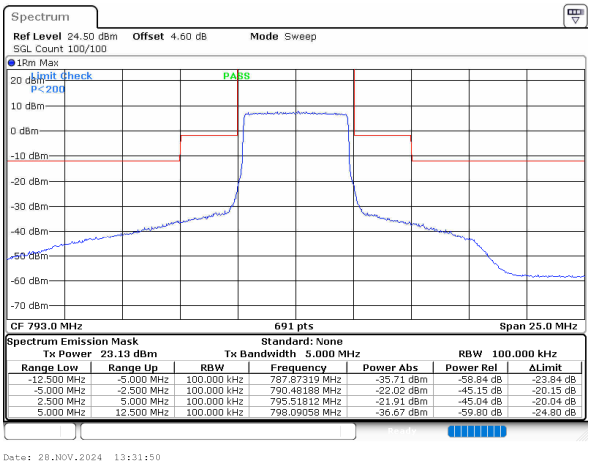

LTE Band 14 / 5MHz / 64QAM

Middle Channel / 1RB

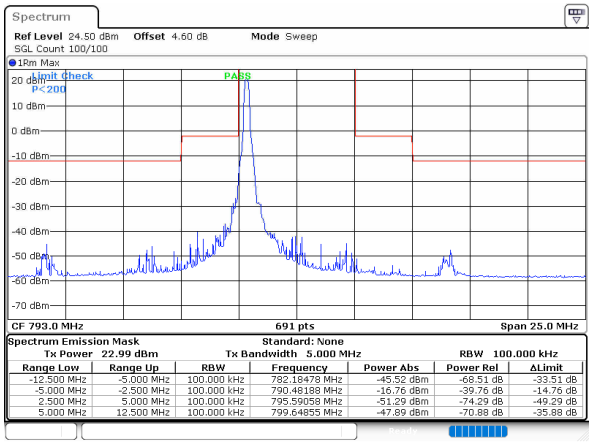

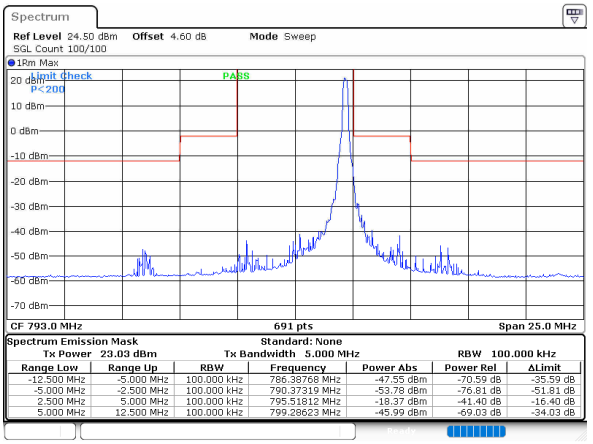

Middle Channel / Full RB

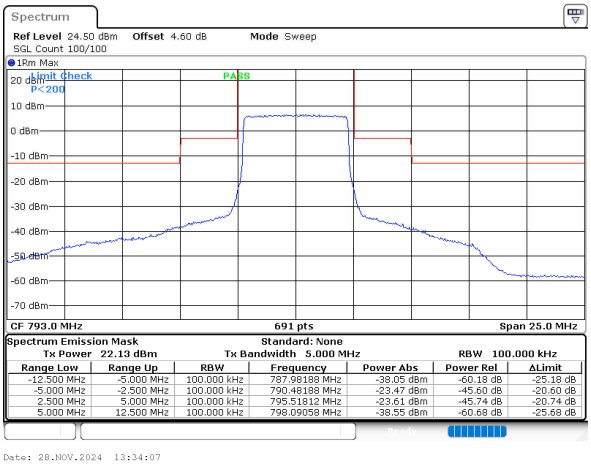

LTE Band 14 / 5MHz / 256QAM

Middle Channel / 1RB

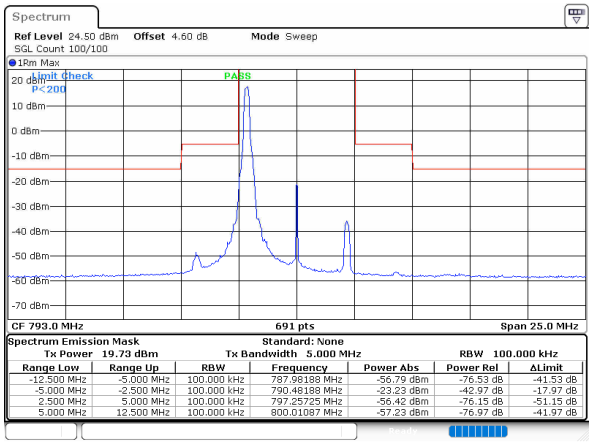

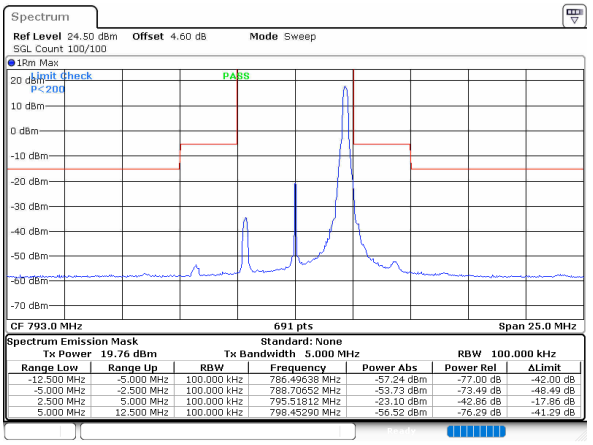

Middle Channel / Full RB

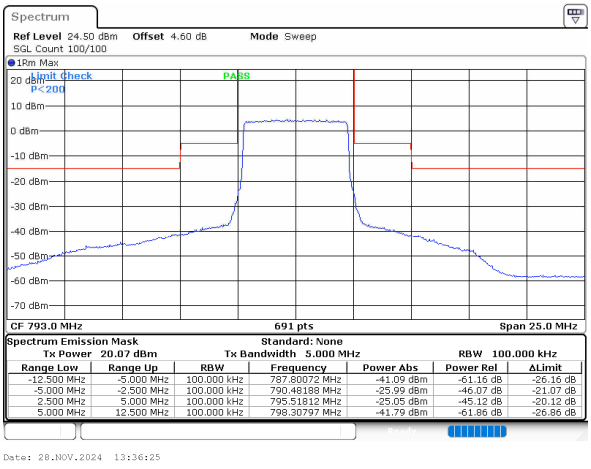

LTE Band 14 / 5MHz / QPSK

Highest Channel / 1RB

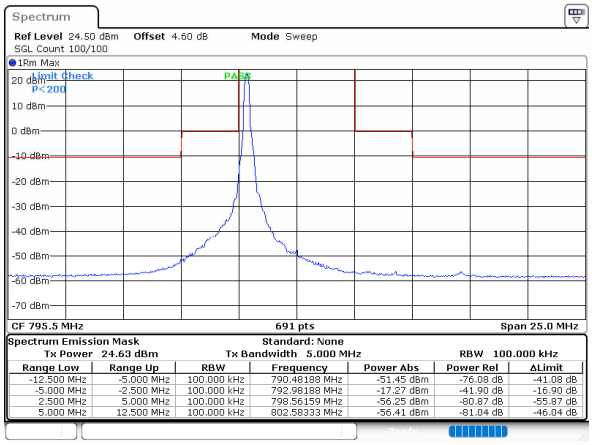

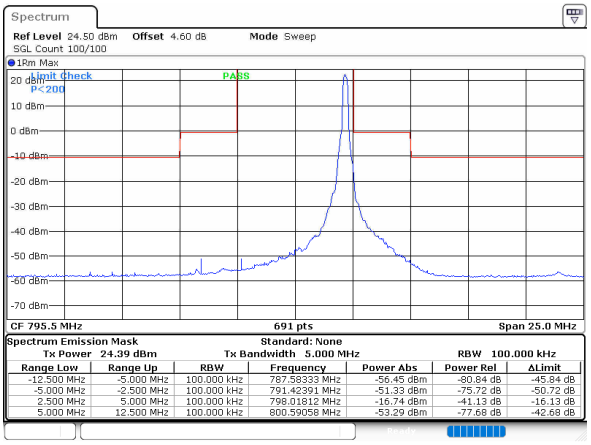

Highest Channel / Full RB

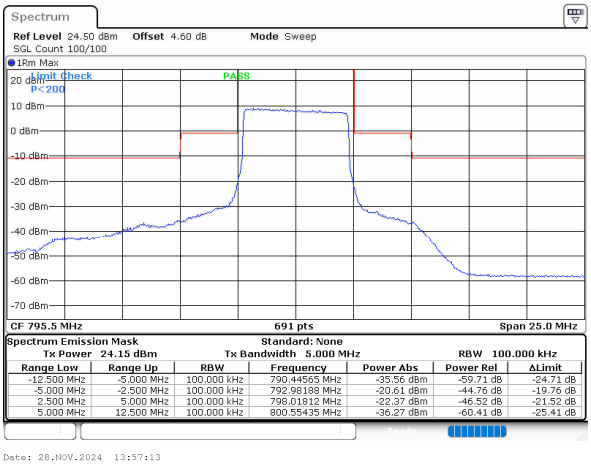

LTE Band 14 / 5MHz / 16QAM

Highest Channel / 1RB

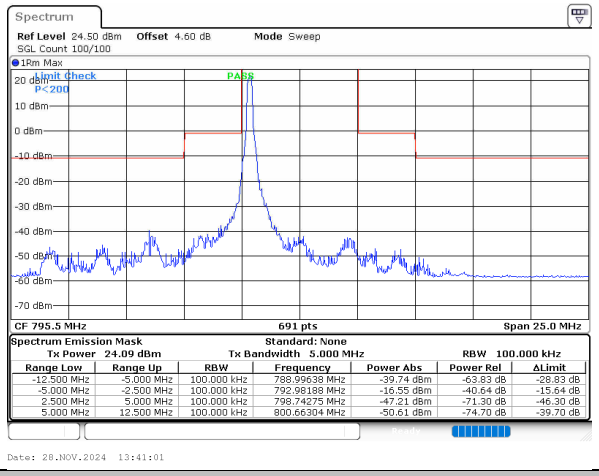

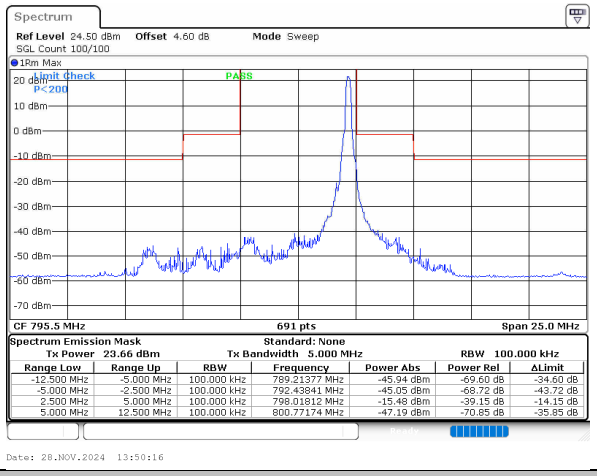

Highest Channel / Full RB

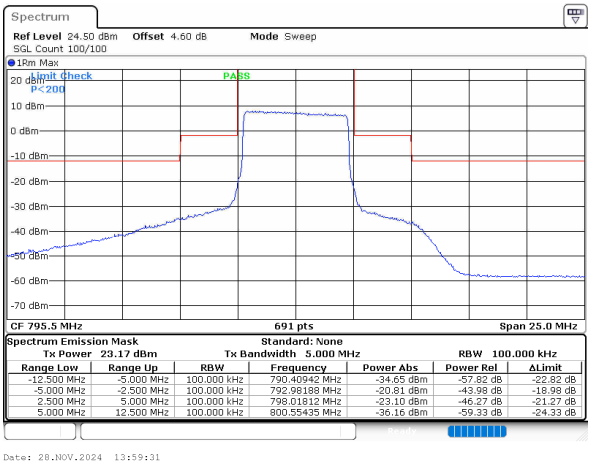

LTE Band 14 / 5MHz / 64QAM

Highest Channel / 1RB

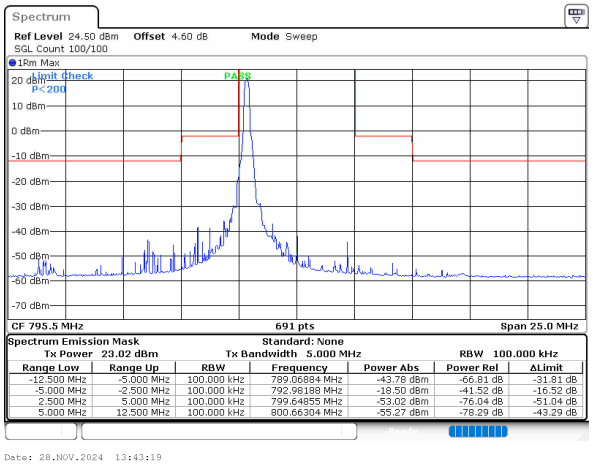

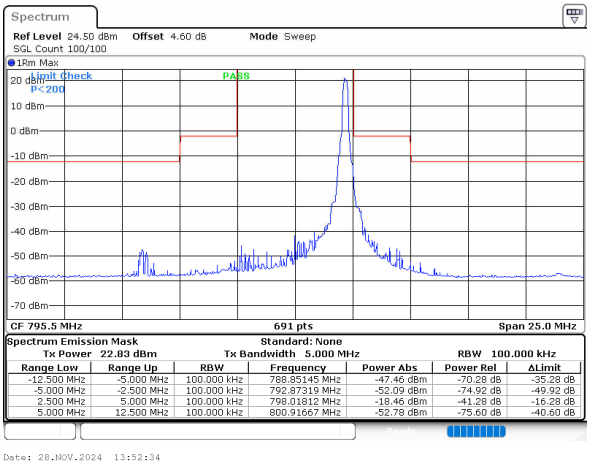

Highest Channel / Full RB

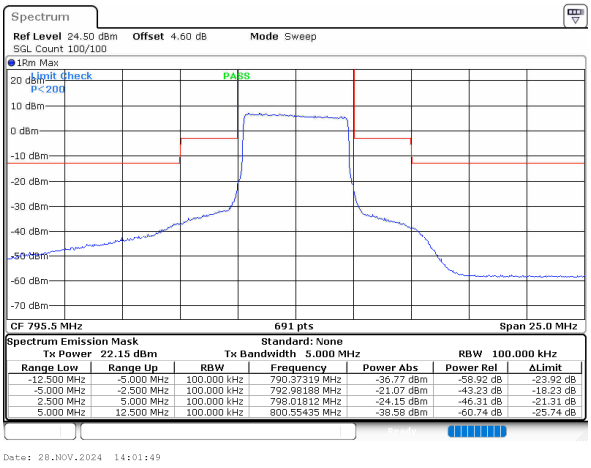

LTE Band 14 / 5MHz / 256QAM

Highest Channel / 1RB

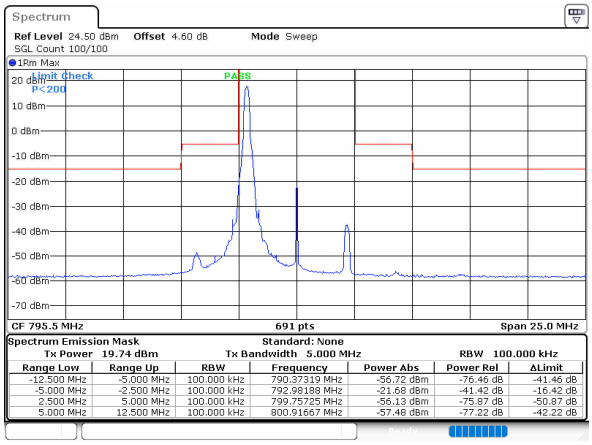

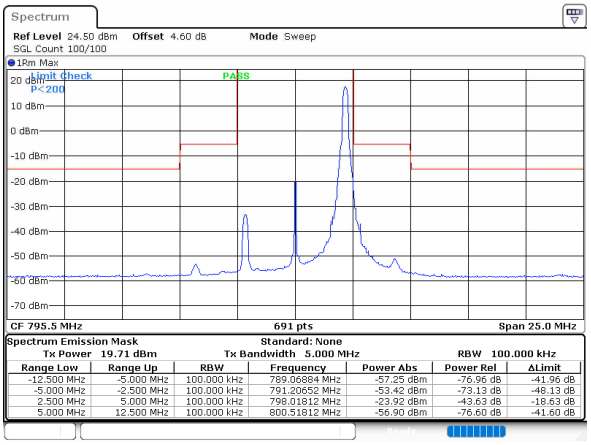

Highest Channel / Full RB

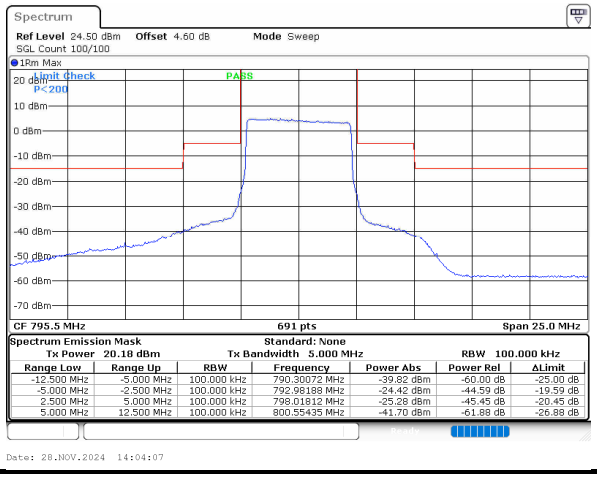

LTE Band 14 / 10MHz / QPSK

Middle Channel / 1RB

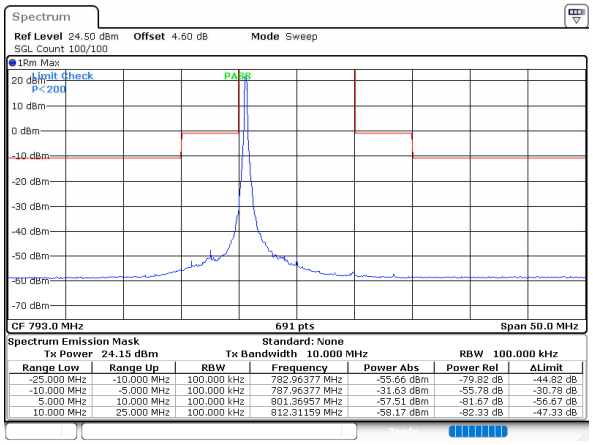

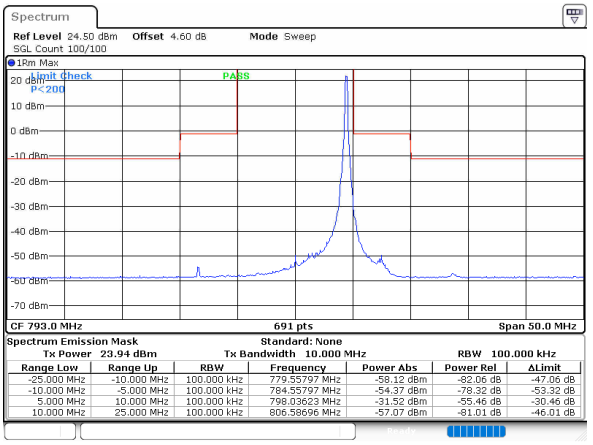

Middle Channel / Full RB

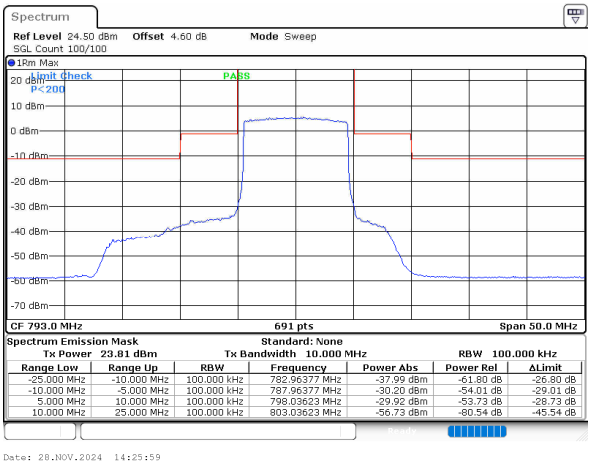

LTE Band 14 / 10MHz / 16QAM

Middle Channel / 1RB

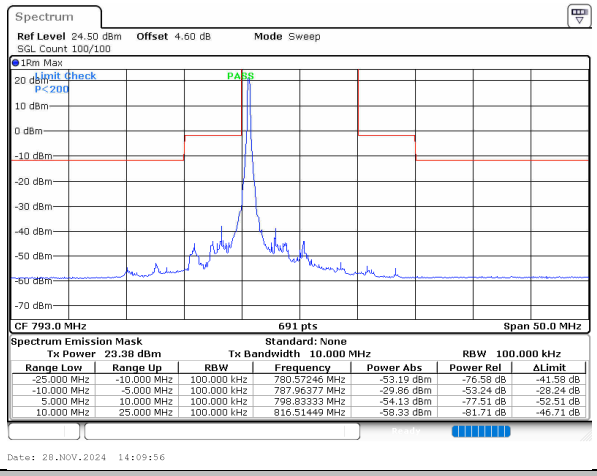

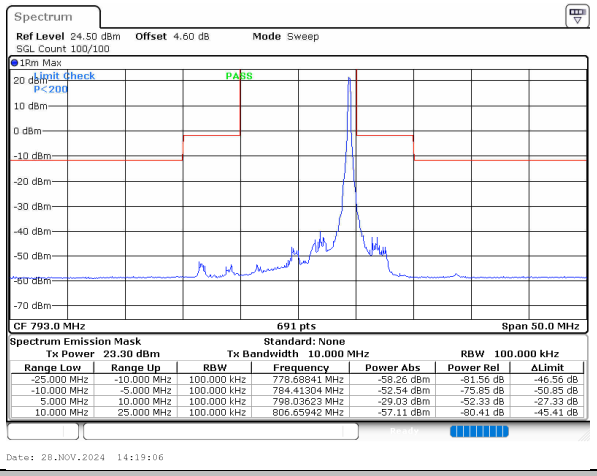

Middle Channel / Full RB

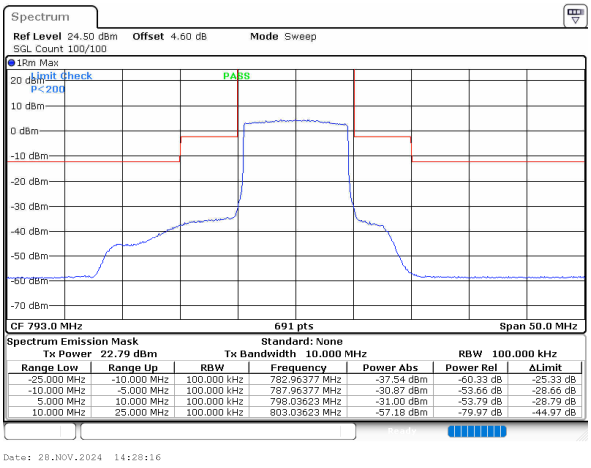

LTE Band 14 / 10MHz / 64QAM

Middle Channel / 1RB

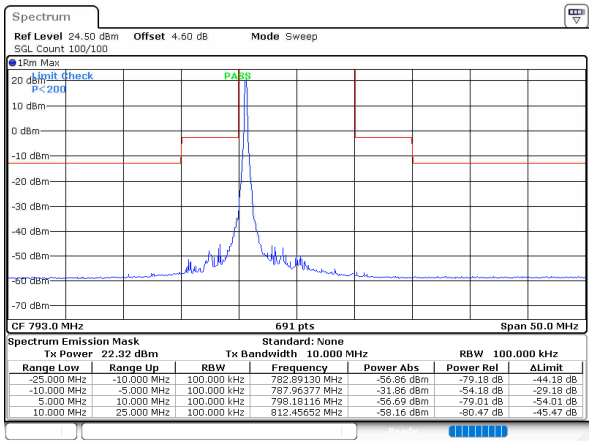

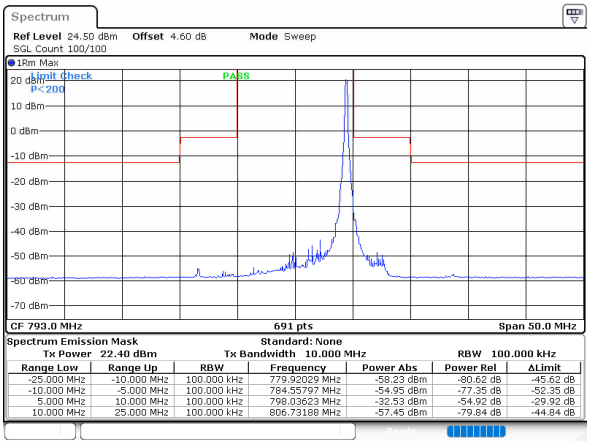

Middle Channel / Full RB

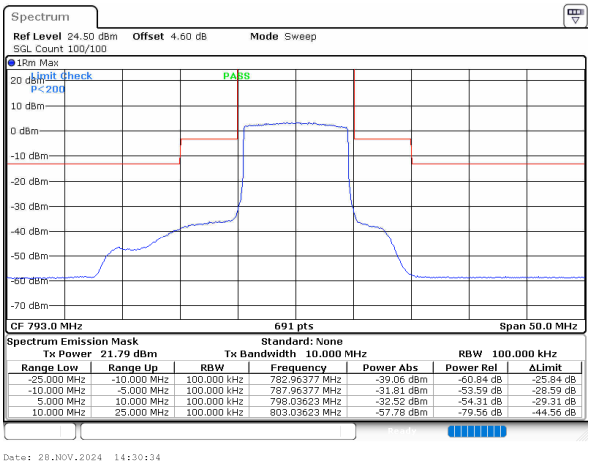

LTE Band 14 / 10MHz / 256QAM

Middle Channel / 1RB

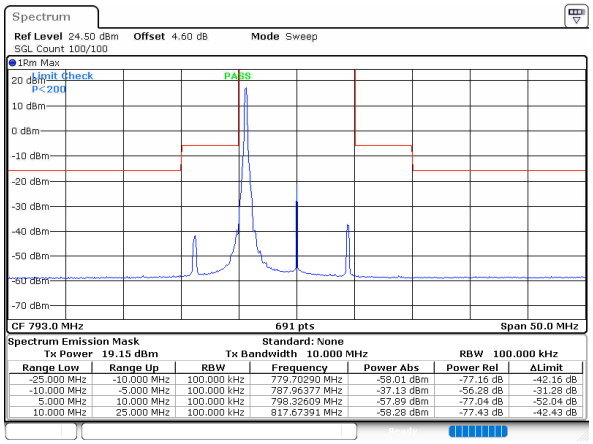

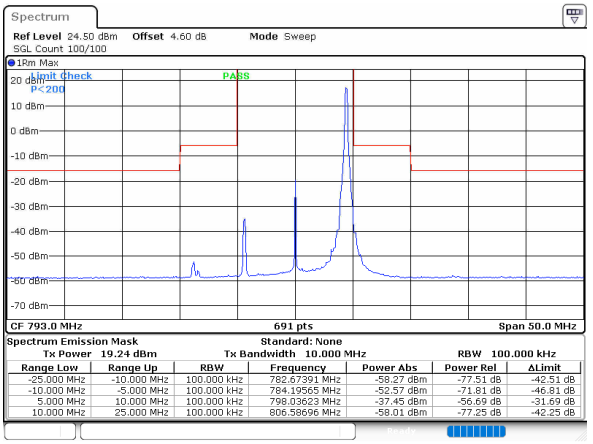

Middle Channel / Full RB

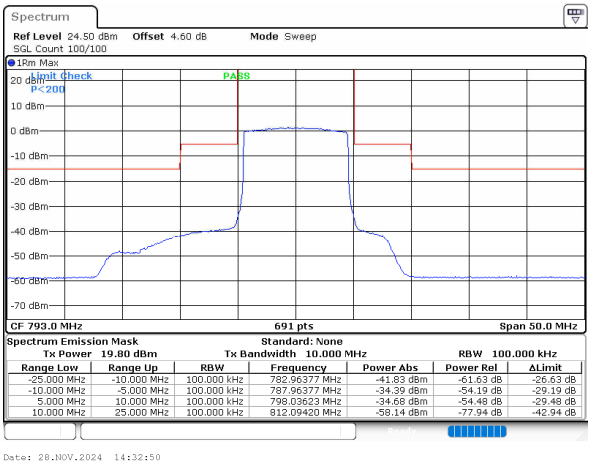

Frequency Stability

Test Conditions		LTE Band 14 (QPSK) / Middle Channel	Limit
Temperature (°C)	Voltage (Volt)	BW 5MHz	Note 2.
		Deviation (ppm)	Result
50	Normal Voltage	0.0011	PASS
40	Normal Voltage	0.0029	
30	Normal Voltage	0.0038	
20(Ref.)	Normal Voltage	0.0000	
10	Normal Voltage	0.0024	
0	Normal Voltage	0.0010	
-10	Normal Voltage	0.0003	
-20	Normal Voltage	0.0016	
-30	Normal Voltage	0.0026	
20	Maximum Voltage	0.0031	
20	Normal Voltage	0.0018	
20	Battery End Point	0.0059	

Note:

1. Normal Voltage =3.87 V. ; Battery End Point (BEP) =3.65 V. ; Maximum Voltage =4.45 V.
2. Note: The frequency fundamental emissions stay within the authorized frequency block.

Test Conditions		LTE Band 14 (QPSK) / Middle Channel	Limit
Temperature (°C)	Voltage (Volt)	BW 10MHz	Note 2.
		Deviation (ppm)	Result
50	Normal Voltage	0.0033	PASS
40	Normal Voltage	0.0006	
30	Normal Voltage	0.0075	
20(Ref.)	Normal Voltage	0.0000	
10	Normal Voltage	0.0026	
0	Normal Voltage	0.0009	
-10	Normal Voltage	0.0006	
-20	Normal Voltage	0.0011	
-30	Normal Voltage	0.0022	
20	Maximum Voltage	0.0067	
20	Normal Voltage	0.0001	
20	Battery End Point	0.0011	

Note:

1. Normal Voltage =3.87 V. ; Battery End Point (BEP) =3.65 V. ; Maximum Voltage =4.45 V.
2. Note: The frequency fundamental emissions stay within the authorized frequency block.

Test Results of Radiated Test

Field Strength of Spurious Radiated

Test Engineer :	Shunping You	Temperature :	22~25℃
		Relative Humidity :	48~52%

LTE Band 14 / 5MHz / QPSK / Ant1									
Channel	Frequency (MHz)	ERP (dBm)	Limit (dBm)	Over Limit (dB)	SPA Reading (dBm)	S.G. Power (dBm)	TX Cable loss (dB)	TX Antenna Gain (dBi)	Polarization (H/V)
Lowest	1576.5	-65.45	-42.15	-23.30	-75.38	-68.68	3.98	9.36	H
	2364.75	-61.28	-13	-48.28	-76.01	-64.83	4.85	10.55	H
	3153	-60.93	-13	-47.93	-78.26	-65.86	5.50	12.58	H
	1576.5	-64.56	-42.15	-22.41	-74.62	-67.79	3.98	9.36	V
	2364.75	-58.51	-13	-45.51	-73.23	-62.06	4.85	10.55	V
	3153	-61.14	-13	-48.14	-78.47	-66.07	5.50	12.58	V
Middle	1581.5	-65.93	-42.15	-23.78	-75.87	-69.18	4.00	9.40	H
	2372.25	-60.82	-13	-47.82	-75.50	-64.39	4.88	10.60	H
	3163	-60.68	-13	-47.68	-78.01	-65.61	5.52	12.60	H
	1581.5	-57.43	-42.15	-15.28	-67.50	-60.68	4.00	9.40	V
	2372.25	-61.60	-13	-48.60	-76.27	-65.17	4.88	10.60	V
	3163	-60.88	-13	-47.88	-78.21	-65.81	5.52	12.60	V
Highest	1586.5	-65.80	-42.15	-23.65	-75.74	-68.97	4.10	9.42	H
	2379.75	-61.77	-13	-48.77	-76.46	-65.35	4.90	10.63	H
	3173	-60.72	-13	-47.72	-78.14	-65.64	5.55	12.62	H
	1586.5	-65.88	-42.15	-23.73	-75.95	-69.05	4.10	9.42	V
	2379.75	-63.08	-13	-50.08	-77.76	-66.66	4.90	10.63	V
	3173	-60.86	-13	-47.86	-78.26	-65.78	5.55	12.62	V

Remark: Spurious emissions within 30-1000MHz were found more than 20dB below limit line.

LTE Band 14 / 10MHz / QPSK / Ant1									
Channel	Frequency (MHz)	ERP (dBm)	Limit (dBm)	Over Limit (dB)	SPA Reading (dBm)	S.G. Power (dBm)	TX Cable loss (dB)	TX Antenna Gain (dBi)	Polarization (H/V)
Middle	1577	-65.36	-42.15	-23.21	-75.29	-68.61	4.00	9.40	H
	2365.5	-59.80	-13	-46.80	-74.53	-63.37	4.88	10.60	H
	3154	-60.95	-13	-47.95	-78.28	-65.88	5.52	12.60	H
	1577	-64.00	-42.15	-21.85	-74.06	-67.25	4.00	9.40	V
	2365.5	-58.32	-13	-45.32	-73.04	-61.89	4.88	10.60	V
	3154	-61.04	-13	-48.04	-78.37	-65.97	5.52	12.60	V

Remark: Spurious emissions within 30-1000MHz were found more than 20dB below limit line.