11. SETUP PHOTOS

11.1. ANTENNA PORT CONDUCTED RF MEASUREMENT SETUP

ANTENNA PORT CONDUCTED PHOTO



This report shall not be reproduced except in full, without the written approval of UL Verification Services Inc.

11.2. RADIATED RF WORST CASE PHOTO SETUP

11.2.1. LINEARLY POLARIZED & CIRCULARLY POLARIZED PATCH ANTENNAS

X DIRECTION



Y DIRECTION



This report shall not be reproduced except in full, without the written approval of UL Verification Services Inc.

11.2.2. DIPOLE ANTENNA

X DIRECTION



Y DIRECTION



This report shall not be reproduced except in full, without the written approval of UL Verification Services Inc.

11.2.3. PIFA ANTENNA

X DIRECTION



Y DIRECTION



This report shall not be reproduced except in full, without the written approval of UL Verification Services Inc.

Z DIRECTION



This report shall not be reproduced except in full, without the written approval of UL Verification Services Inc.

11.3. RADIATED RF MEASUREMENT SETUP (BELOW 1 GHz)

11.3.1. LINEARLY POLARIZED PATCH ANTENNA

RADIATED FRONT PHOTO (BELOW 1 GHz)



RADIATED BACK PHOTO (BELOW 1 GHz)



This report shall not be reproduced except in full, without the written approval of UL Verification Services Inc.

11.3.2. CIRCULARLY POLARIZED PATCH ANTENNA

RADIATED FRONT PHOTO (BELOW 1 GHz)



RADIATED BACK PHOTO (BELOW 1 GHz)



This report shall not be reproduced except in full, without the written approval of UL Verification Services Inc.

11.3.3. DIPOLE ANTENNA

RADIATED FRONT PHOTO (BELOW 1 GHz)



RADIATED BACK PHOTO (BELOW 1 GHz)



This report shall not be reproduced except in full, without the written approval of UL Verification Services Inc.

11.3.4. PIFA ANTENNA

RADIATED FRONT PHOTO (BELOW 1 GHz)

RADIATED BACK PHOTO (BELOW 1 GHz)



UL VERIFICATION SERVICES INC. FORM NO: CCSUP4701I
47173 BENICIA STREET, FREMONT, CA 94538, USA TEL: (510) 771-1000 FAX: (510) 661-0888
This report shall not be reproduced except in full, without the written approval of UL Verification Services Inc.

11.4. RADIATED RF MEASUREMENT SETUP (ABOVE 1 GHz)

11.4.1. LINEARLY POLARIZED & CIRCULARLY POLARIZED PATCH ANTENNAS

RADIATED FRONT PHOTO (ABOVE 1 GHz)



RADIATED BACK PHOTO (ABOVE 1 GHz)



This report shall not be reproduced except in full, without the written approval of UL Verification Services Inc.

11.4.2. DIPOLE ANTENNA

RADIATED FRONT PHOTO (ABOVE 1 GHz)

RADIATED BACK PHOTO (ABOVE 1 GHz)



UL VERIFICATION SERVICES INC. FORM NO: CCSUP4701I
47173 BENICIA STREET, FREMONT, CA 94538, USA TEL: (510) 771-1000 FAX: (510) 661-0888
This report shall not be reproduced except in full, without the written approval of UL Verification Services Inc.

11.4.3. PIFA ANTENNA

RADIATED FRONT PHOTO (ABOVE 1 GHz)



RADIATED BACK PHOTO (ABOVE 1 GHz)



This report shall not be reproduced except in full, without the written approval of UL Verification Services Inc.

11.5. POWERLINE CONDUCTED EMISSIONS MEASUREMENT SETUP

LINE CONDUCTED FRONT PHOTO

LINE CONDUCTED BACK PHOTO



END OF REPORT

This report shall not be reproduced except in full, without the written approval of UL Verification Services Inc.