DEKRA Testing and Certification, S.A.U.
Parque Tecnológico de Andalucía,
c/ Severo Ochoa nº 2 · 29590 Campanillas · Málaga · España
C.I.F. A29507456

ISED CABid: ES1909

Test Report No:
NIE: 70193RRF.005

Partial Test Report
USA FCC Part 15.31h, 15.247, 15.209
CANADA RSS-247, RSS-Gen

(*) Identification of item tested	Rechargeable wireless hearing instrument
(*) Trademark	ReSound, Beltone, Interton, GN Hearing
(*) Model and /or type reference	CARR1
Other identification of the product	HW version: PCBA,CAMBR RHI FEM,V3.A,C6.0 SW version: Dooku 3 FCC ID: X26CARR1 IC: 6941C-CARR1
(*) Features	Audio amplification, proprietary 2.4 GHz wireless functionality (Proximity), Bluetooth 5.0 and 10.667 MHz wireless magnetic induction functionality. Wireless rechargeability at 333 kHz.
Applicant	GN HEARING A/S Lautrupbjerg 7, 2750 Ballerup, Denmark
Test method requested, standard	USA FCC Part 15.31(h) (10-1-20 Edition): Measurement standard. USA FCC Part 15.247 (10-1-20) Edition: Operation within the bands 902 - 928 MHz, 2400 -2483.5 MHz, and 5725 - 5850 MHz. USA FCC Part 15.209 (10-1-20) Edition: Radiated emission limits; general requirements. CANADA RSS-247 Issue 2 (February 2017). CANADA RSS-Gen Issue 5 (March 2019). Guidance for Performing Compliance Measurements on Digital Transmission System, Frequency Hopping Spread Spectrum System, and Hybrid Systems Devices Operating Under Section 15.247 of the FCC Rules. 558074 D01 Meas Guidance v05r02 dated April 2, 2019. ANSI C63.10-2013: American National Standard for Testing Unlicensed Wireless Devices.
Approved by (name / position & signature)	Rafael López Martín EMC Consumer & RF Lab. Manager 2022.06.30 09:54:34 +02'00'
Date of issue	2022-06-28
Report template No	FDT08_24 (*) "Data provided by the client"

Index

Competences and guarantees 3
General conditions 3
Uncertainty 3
Data provided by the client 3
Usage of samples 3
Test sample description 4
Identification of the client 5
Testing period and place 5
Document history 5
Environmental conditions 5
Remarks and comments 5
Testing verdicts 7
Summary 7
Appendix A: Test results. 8

Competences and guarantees

DEKRA Testing and Certification is a testing laboratory accredited by the National Accreditation Body (ENAC - Entidad Nacional de Acreditación), to perform the tests indicated in the Certificate No. 51/LE 147.

DEKRA Testing and Certification is a FCC-recognized accredited testing laboratory with appropriate scope of accreditation that covers the performed tests in this report.

DEKRA Testing and Certification is an ISED-recognized accredited testing laboratory, CABid: ES1909, with the appropriate scope of accreditation that covers the performed tests in this report.

In order to assure the traceability to other national and international laboratories, DEKRA Testing and Certification has a calibration and maintenance program for its measurement equipment.

DEKRA Testing and Certification guarantees the reliability of the data presented in this report, which is the result of the measurements and the tests performed to the item under test on the date and under the conditions stated on the report and, it is based on the knowledge and technical facilities available at DEKRA Testing and Certification at the time of performance of the test.

DEKRA Testing and Certification is liable to the client for the maintenance of the confidentiality of all information related to the item under test and the results of the test.

The results presented in this Test Report apply only to the particular item under test established in this document.

IMPORTANT: No parts of this report may be reproduced or quoted out of context, in any form or by any means, except in full, without the previous written permission of DEKRA Testing and Certification.

General conditions

1. This report is only referred to the item that has undergone the test.
2. This report does not constitute or imply on its own an approval of the product by the Certification Bodies or competent Authorities.
3. This document is only valid if complete; no partial reproduction can be made without previous written permission of DEKRA Testing and Certification.
4. This test report cannot be used partially or in full for publicity and/or promotional purposes without previous written permission of DEKRA Testing and Certification and the Accreditation Bodies.

Uncertainty

Uncertainty (factor k=2) was calculated according to the DEKRA Testing and Certification internal document PODT000.

Data provided by the client

The following data has been provided by the client:

1. Information relating to the description of the sample ("Identification of the item tested", "Trademark", "Model and/or type reference tested").

2. The sample of the model CARR1 is a Rechargeable wireless hearing aid.

DEKRA Testing and Certification S.A.U. declines any responsibility with respect to the information provided by the client and that may affect the validity of result.

Usage of samples

Samples undergoing test have been selected by: The client.

- Sample S/01 is composed of the following elements:

Control Nº	Description	Model	Serial Nº	Date of reception
70193E/127	Rechargeable wireless hearing instrument	CARR1	2100818636	2022/03/21

Sample S/01 has undergone the test(s): The Radiated tests indicated in Appendix A.

Test sample description

Ports……:	Port name and description	Cable					
		Specified max length [m]	Attached during test	Shielded	Coupled to patient(3)		
	-		☐	☐	☐		
Supplementary information to the ports……:	-						
Rated power supply ..... :	Voltage and Frequency		Reference poles				
			L1	L2	L3	N	PE
	☐	AC:	☐	☐	☐	☐	☐
	☒	DC: Internal rechargeable battery					
Rated Power..... :	3.7 V						
Clock frequencies..... :	2.48 GHz and 10.667 MHz						
Other parameters ..... :	-						
Software version..... :	Dooku3						
Hardware version ..... :	PCBA,CAMBR RHI FEM,V3.A,C6.0						
Dimensions in cm (W x H x D) ... :	-						
Mounting position ..... :	☐	Table top equipment					
	☐	Wall/Ceiling mounted equipment					
	☐	Floor standing equipment					
	☐	Hand-held equipment					
	☒	Other: Placed behind the ear					
Modules/parts..... :	Module/parts of test item		Type	Manufacturer			
	-		-	-			
Accessories (not part of the test item) ..... :	Description		Type	Manufacturer			
	Computer		Certified according to IEC 60950-1, IEC 62368-1 or aquivalent standard	-			
Documents as provided by the applicant..... :	Description		File name	Issue date			
	-		-	-			

(3) Only for Medical Equipment

Identification of the client

GN HEARING A/S

Lautrupbjerg 7, 2750 Ballerup, Denmark

Testing period and place

Test Location	DEKRA Testing and Certification S.A.U.
Date (start)	2022-04-12
Date (finish)	2022-04-12

Document history

Report number	Date	Description
70193RRF.005	2022-06-28	First release.

Environmental conditions

In the control chamber, the following limits were not exceeded during the test:

Temperature	Min. = 15 ºC Max. = 35 ºC
Relative humidity	Min. = 20 % Max. = 75 %

In the semianechoic chamber, the following limits were not exceeded during the test.

Temperature	Min. = 15 ºC Max. = 35 ºC
Relative humidity	Min. = 20 % Max. = 75 %

Remarks and comments

The tests have been performed by the technical personnel: Victoria Olmedo, Gonzalo Rueda.

Used instrumentation:

Radiated Measurements:

		Last Calibration	Due Calibration
1.	Semianechoic Absorber Lined Chamber VI ALBATROSS P29419	2020/01	2023/01
2.	Shielded Room ALBATROSS PROJECTS GMBH P29419	N/A	N/A
3.	Active Loop Antenna 9kHz-30MHz SCHWARZBECK FMZB 1519B	2019/11	2022/11
4.	EMI Test Receiver 2Hz-44GHz, ROHDE AND SCHWARZ ESW44	2021/12	2023/12
5.	Ultralog Antenna 30MHz-6GHz, ROHDE AND SCHWARZ HL562E_UPG	2019/10	2022/10
6.	Horn Antenna 1-18 GHz SCHWARZBECK MESS-ELEKTRONIK BBHA 9120 D	2019/11	2022/11
7.	Horn Antenna 18 - 40 GHz SCHWARZBECK MESS-ELEKTRONIK BBHA 9170	2021/03	2024/03
8.	Preamplifier 30 dB 500MHz-18GHz, SCHWARZBECK BBV 9718 C	2022/03	2023/03
9.	Preamplifier G>30 dB 18-40GHz BONN ELEKTRONIK BLMA 1840-3G	N/A	N/A
10	EMC/RF Testing SW ROHDE AND SCHWARZ EMC32	N/A	N/A

Testing verdicts

Not applicable:	N/A
Pass:	P
Fail:	F
Not measured:	N/M

Summary

FCC PART 15 PARAGRAPH / RSS-247		
Requirement – Test case	**Verdict**	**Remark**
FCC 15.31 (h), FCC 15.209 (a), 15.247 (d) / RSS-Gen 8.9, RSS-247 5.5: - Emission limitations radiated (Transmitter)	P	(1)
Supplementary information and remarks: (1) Only Co-Location radiated spurious emission test was requested.		

Appendix A: Test results.

INDEX

INDEX 9
TEST CONDITIONS 10
Radiated Emissions 15

TEST CONDITIONS

POWER SUPPLY (V):

Vnominal: 3.7 Vdc

Type of Power Supply: Battery.

ANTENNA:

Type of Antenna: Integral.

Maximum Declared Antenna Gain for Bluetooth LE: -14.43 dBi

Maximum Declared Antenna Gain for Proprietary protocol 2.4 GHz: -14.43 dBi

Maximum Declared Antenna Gain for Inductive coil: Not Applicable

RADIOS AND CHANNELS TESTED:

	Bluetooth Low Energy 5.0 (2M, 1M) / DTS	
Mode:	2M (GFSK - 1DH5)	
Channel Spacing:	2 MHz	
Frequency Range:	2402 MHz to 2480 MHz	
Transmit Channel:	Channel	Channel Frequency (MHz)
	39	2480

	Proprietary protocol 2.4 GHz / DTS	
Mode:	2 Mbps	
Channel Spacing:	2 MHz	
Frequency Range:	2402 MHz to 2480 MHz	
Transmit Channel:	Channel	Channel Frequency (MHz)
	39	2480

	SRD 10.667 MHz / D-BPSK	
Mode:	Single Channel	
Channel Spacing:	Not Applicable	
Frequency Range:	5 – 30 MHz	
Transmit Channel:	Channel	Channel Frequency (MHz)
	1	10.667

The EUT was tested in the following operating mode:

- Continuous transmission with a modulated carrier at maximum power in all required channels selecting the supported data rates/modulations types.

During transmitter test the EUT was being controlled by the SW tool to operate in a continuous transmit mode on the test channel as required and in each of the different modulation modes.

Selected Transmission Modes for each Radio:

The following configurations were selected based on preliminary testing that identified those corresponding to the worst-cases:

* Bluetooth Low Energy 5.0: Transmitter radiated spurious emissions tests were performed with the EUT transmitting in 2 Mbps.

* Proprietary protocol 2.4 GHz: Transmitter radiated spurious emissions tests were performed with the EUT transmitting with a bit rate of 2 Mbps.

* SRD 10.667 MHz: Transmitter radiated spurious emissions tests were performed with the EUT transmitting in the single channel configuration supported by this radio.

TESTED SIMULTANEOUS TRANSMISSION MODES:

*** Co-Location mode Bluetooth, SRD 10.667 MHz**: with the EUT configured to simultaneously transmit two signals at maximum output power: Bluetooth Low Energy in 2 Mbps mode, SRD 10.667 MHz.

*** Co-Location mode Proprietary protocol 2.4 GHz, SRD 10.667 MHz**: with the EUT configured to simultaneously transmit two signals at maximum output power: Proprietary protocol 2.4 GHz in 2 Mbps mode, SRD 10.667 MHz.

RADIATED MEASUREMENTS:

All radiated tests were performed in a semi-anechoic chamber. The measurement antenna is situated at a distance of 3 m (Loop antenna for the range between 9 kHz to 30 MHz. The measurement antenna (Bilog antenna for the range between 30 MHz to 1000 MHz and 1 GHz-17 GHz Double ridge horn antenna) is situated at a distance of 3 m and at a distance of 1.5 m for the frequency range 17 GHz-26 GHz (17 GHz-40 GHz horn antenna).

For radiated emissions in the range 17 GHz-26 GHz that is performed at a distance closer than the specified distance, an inverse proportionality factor of 20 dB per decade is used to normalize the measured data for determining compliance.

The equipment under test was set up on a non-conductive platform above the ground plane and the situation and orientation was varied to find the maximum radiated emission. It was also rotated 360º and the antenna height (Bilog antenna and Double ridge horn antenna) was varied from 1 to 4 meters to find the maximum radiated emission.

Measurements were made in both horizontal and vertical planes of polarization.

Radiated measurements setup 9 KHz < f < 30 MHz:

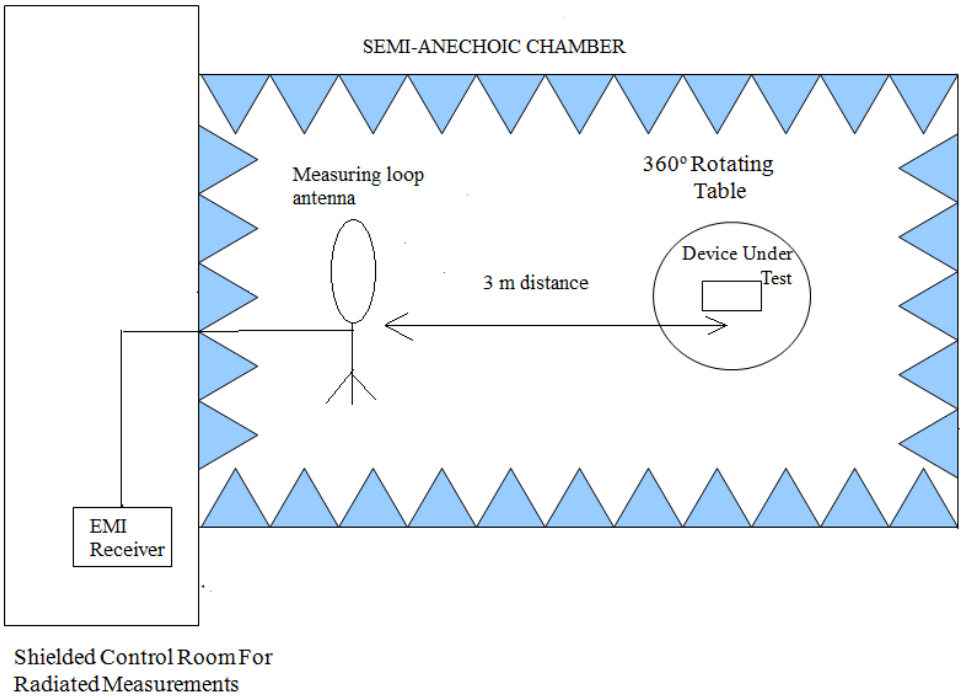

Radiated measurements setup 30 MHz < f < 1 GHz:

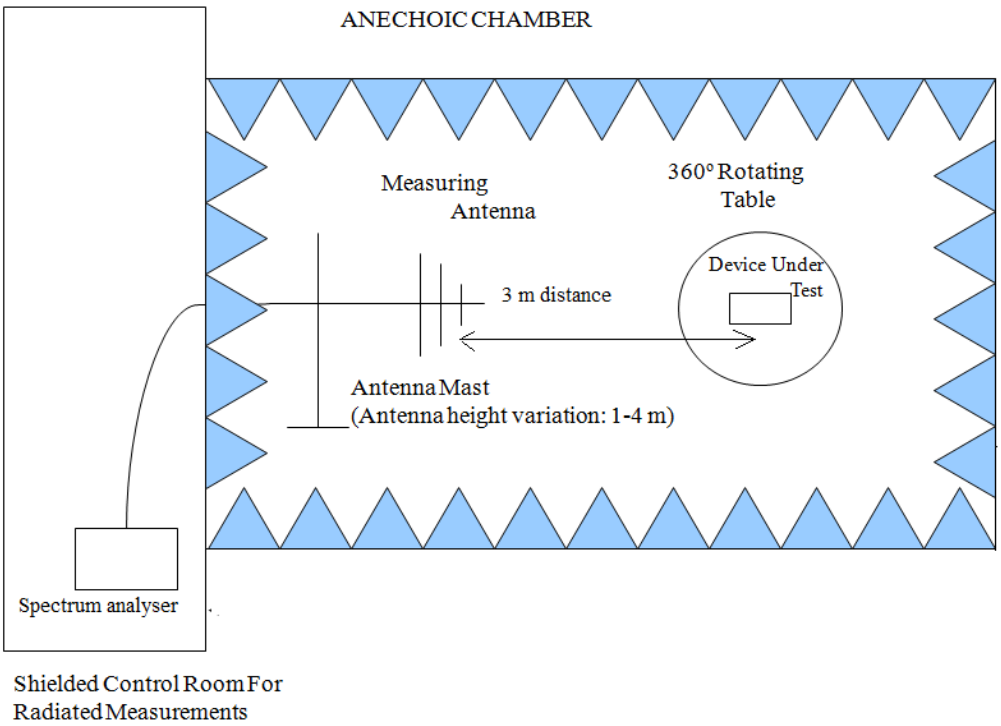

Radiated measurements setup f > 1 GHz up to 17 GHz:

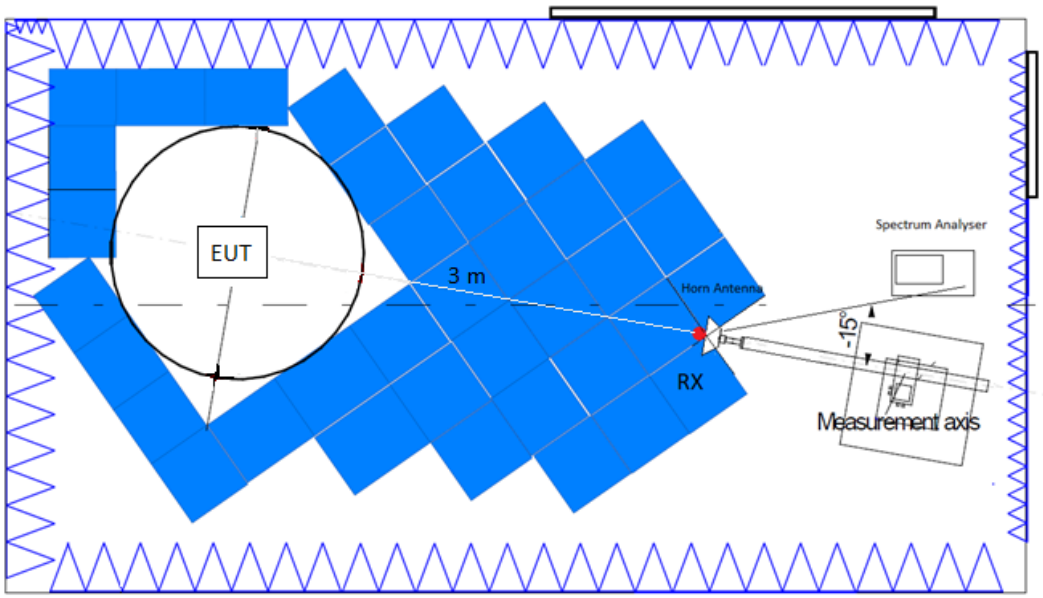

Radiated measurements setup f > 17 GHz up to 40 GHz:

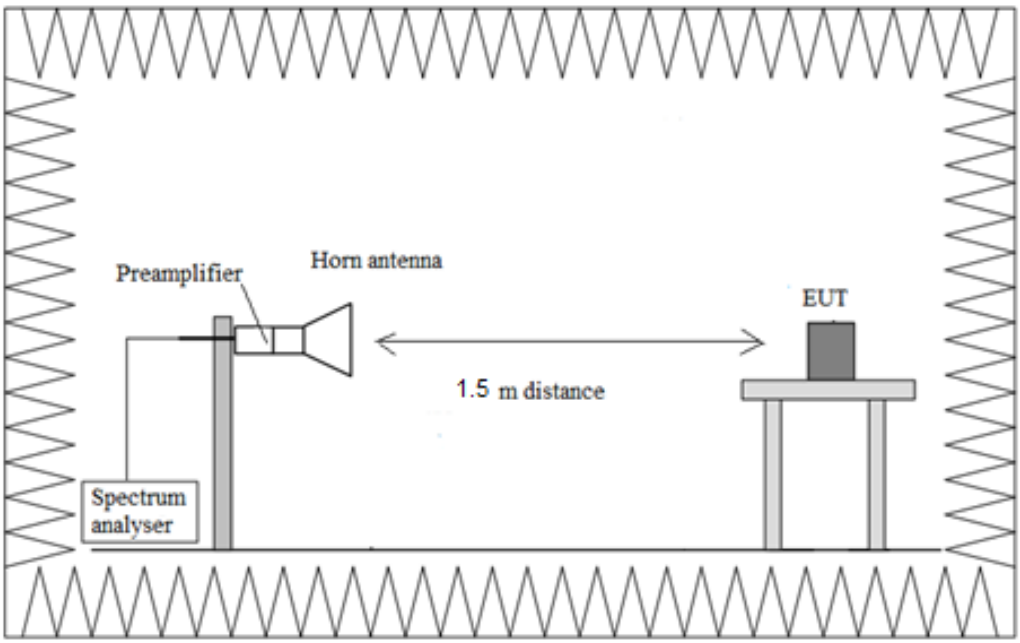

Radiated Emissions

SPECIFICATION:

Radiated emissions which fall in the restricted bands, as defined in §15.205(a), appearing outside of the band 13.110 MHz - 14.010 MHz band must also comply with the radiated emission limits specified in §15.209(a) (see §15.205(c) / RSS-Gen):

Frequency Range (MHz)	Field strength (µV/m)	Field strength (dBµV/m)	Measurement distance (m)
0.009-0.490	2400/F(kHz)	-	300
0.490-1.705	24000/F(kHz)	-	30
1.705 - 30.0	30	29.54	30
30 - 88	100	40	3
88 - 216	150	43.5	3
216 - 960	200	46	3
960 - 40000	500	54	3

The emission limits shown in the above table are based on measurements employing CISPR quasi-peak detector except for the frequency bands 9-90 kHz, 110-490 kHz and above 1000 MHz. Radiated emission limits in these three bands are based on measurements employing an average detector.

For average radiated emission measurements above 1000 MHz, there is also a limit corresponding to 20 dB above the indicated values in the table is specified when measuring with peak detector function.

RSS-247. Attenuation below the general field strength limits specified in RSS-Gen is not required.

RESULTS:

The situation and orientation was varied to find the maximum radiated emission. It was also rotated 360º and the antenna height was varied from 1 to 4 meters to find the maximum radiated emission.

Measurements were made in both horizontal and vertical planes of polarization.

All tests were performed in a semi-anechoic chamber at a distance of 3 m for the frequency range 30 MHz-17 GHz and at distance of 1m for the frequency range 17 GHz-26 GHz.

The field strength is calculated by adding correction factor to the measured level from the spectrum analyzer. This correction factor includes antenna factor, cable loss and pre-amplifiers gain.

Test performed on the following worst-cases in all relevant tests channels.

- **Co-Location mode Bluetooth Low Energy, SRD 10.667 MHz:**

Bluetooth Low Energy:	High Channel (2480 MHz). GFSK. 2 Mbps.
SRD 10.667 MHz:	Single Channel (10.667 MHz). GFSK.

Frequency range 9 kHz - 30 MHz:

The spurious emissions do not depend on either the operating channel or the modulation mode.

No spurious frequencies detected at less than 20 dB below the limit.

Measurement uncertainty (dB) <± 2.99

Frequency range 30 MHz - 1 GHz:

The spurious emissions below 1 GHz do not depend on either the operating channel or the modulation mode.

No spurious frequencies detected at less than 20 dB below the limit.

Measurement uncertainty (dB) <± 5.08

Frequency range 1 - 26 GHz:

Spurious frequencies detected closest to the limit:

Spurious frequency (MHz)	Emission Level (dBµV/m)	Polarization	Detector
4959.708580	58.72	V	Peak
	41.24		Average

Verdict: PASS

FREQUENCY RANGE 9 kHz - 30 MHz (worst-case):

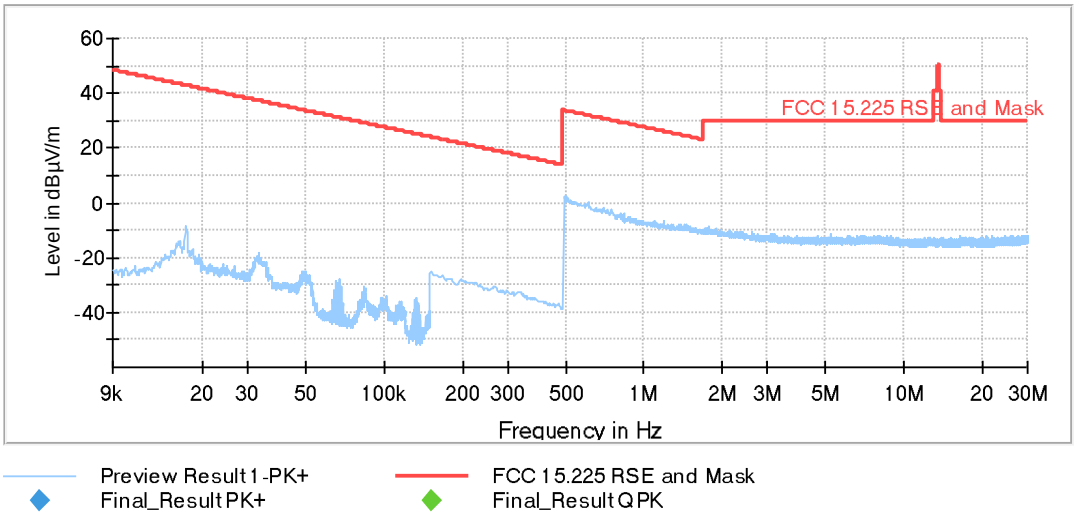

FREQUENCY RANGE 30 MHz - 1 GHz (worst-case):

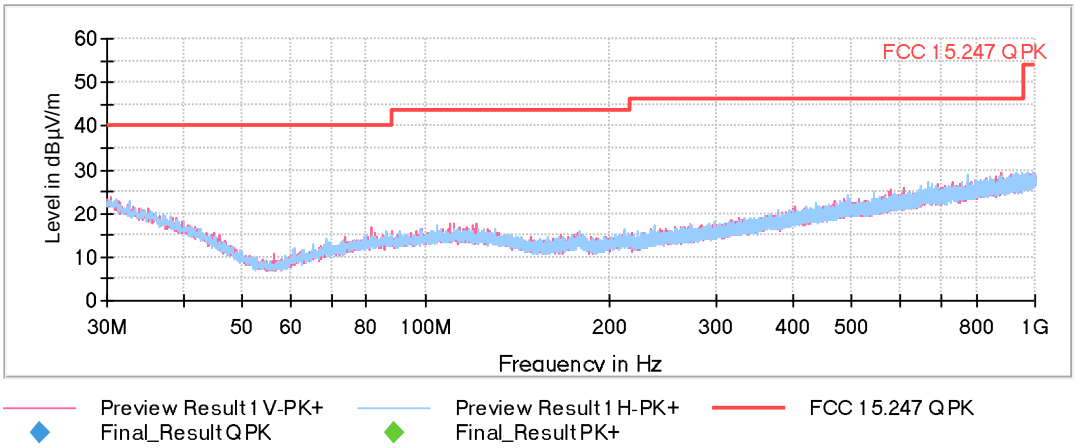

FREQUENCY RANGE 1 - 3 GHz (worst-case):

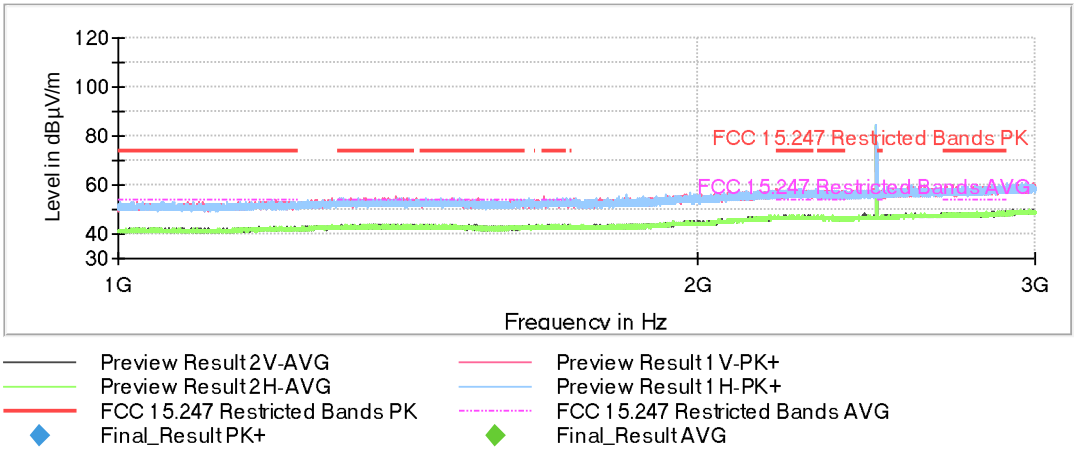

The peak above the highest limit is the Bluetooth LE carrier frequency.

FREQUENCY RANGE 3 - 17 GHz (worst-case):

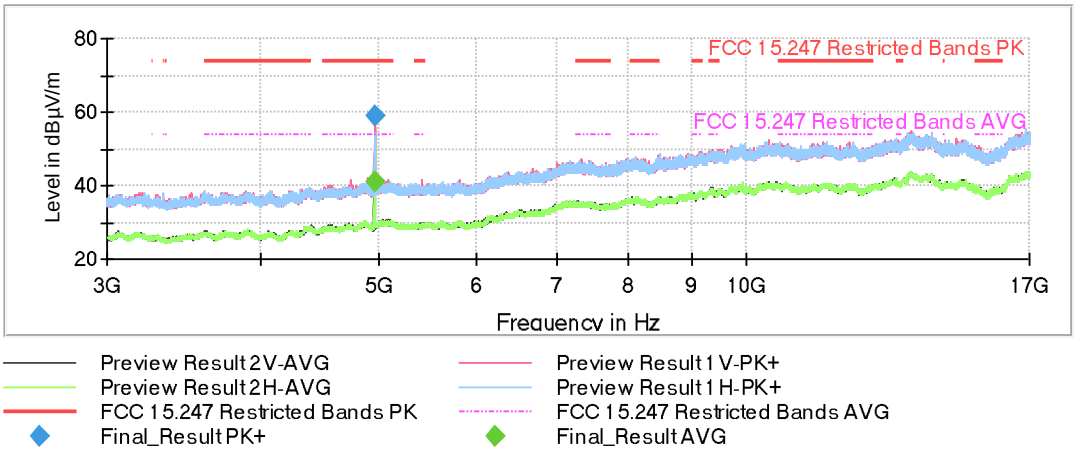

FREQUENCY RANGE 17 - 26 GHz (worst-case):

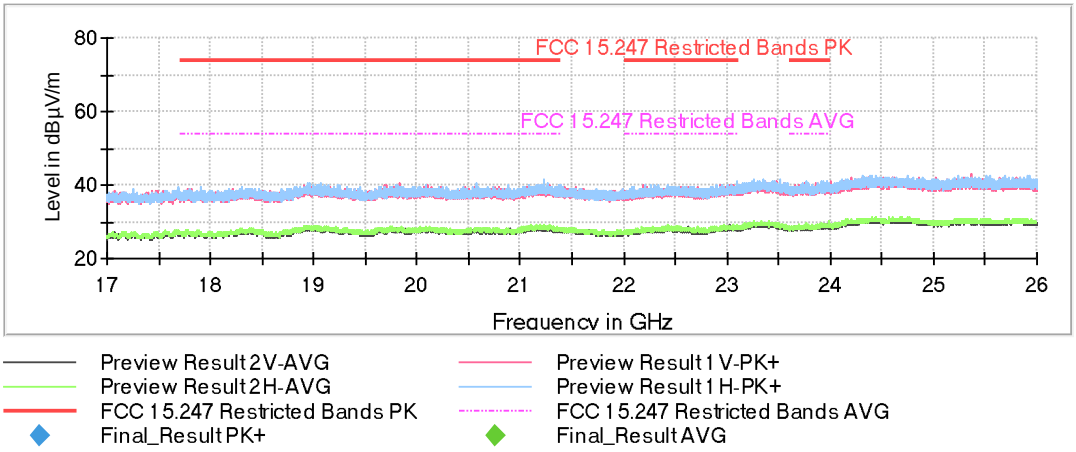

- **Co-Location mode Proprietary protocol 2.4 GHz, SRD 10.667 MHz:**

Proprietary protocol 2.4 GHz:	High Channel (2480 MHz). GFSK. 2 Mbps.
SRD 10.667 MHz:	Single Channel (10.667 MHz). GFSK.

Frequency range 9 kHz - 30 MHz:

The spurious emissions do not depend on either the operating channel or the modulation mode.

No spurious frequencies detected at less than 20 dB below the limit.

Measurement uncertainty (dB) <± 2.99

Frequency range 30 MHz - 1 GHz:

The spurious emissions below 1 GHz do not depend on either the operating channel or the modulation mode.

No spurious frequencies detected at less than 20 dB below the limit.

Measurement uncertainty (dB): < ± 5.08

Frequency range 1 - 26 GHz:

Spurious frequencies detected closest to the limit:

Spurious frequency (MHz)	Emission Level (dBµV/m)	Polarization	Detector
4959.915580	58.13	V	Peak
	33.58		Average

Verdict: PASS

FREQUENCY RANGE 9 kHz - 30 MHz (worst-case):

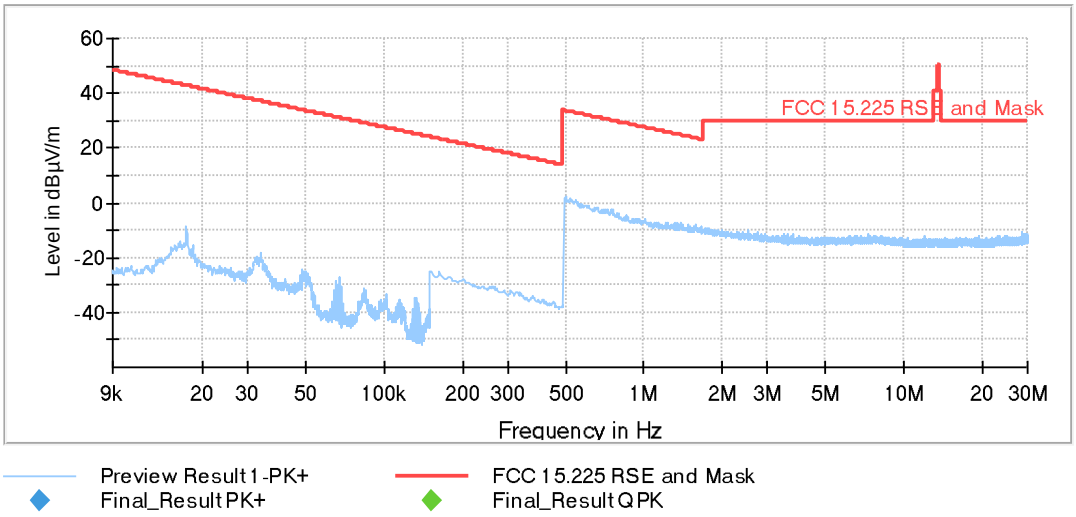

FREQUENCY RANGE 30 MHz - 1 GHz (worst-case):

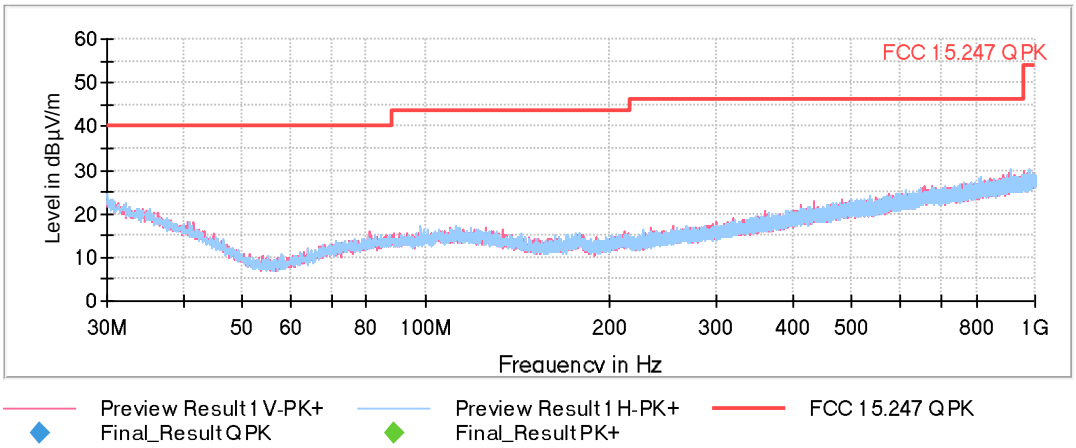

FREQUENCY RANGE 1 - 3 GHz (worst-case):

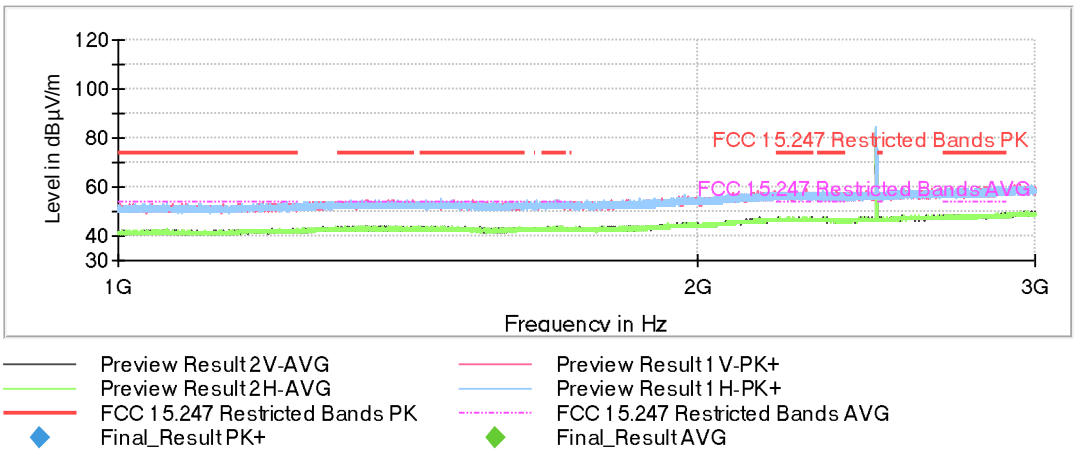

The peak above the highest limit is the Proprietary protocol 2.4 GHz carrier frequency.

FREQUENCY RANGE 3 - 17 GHz (worst-case):

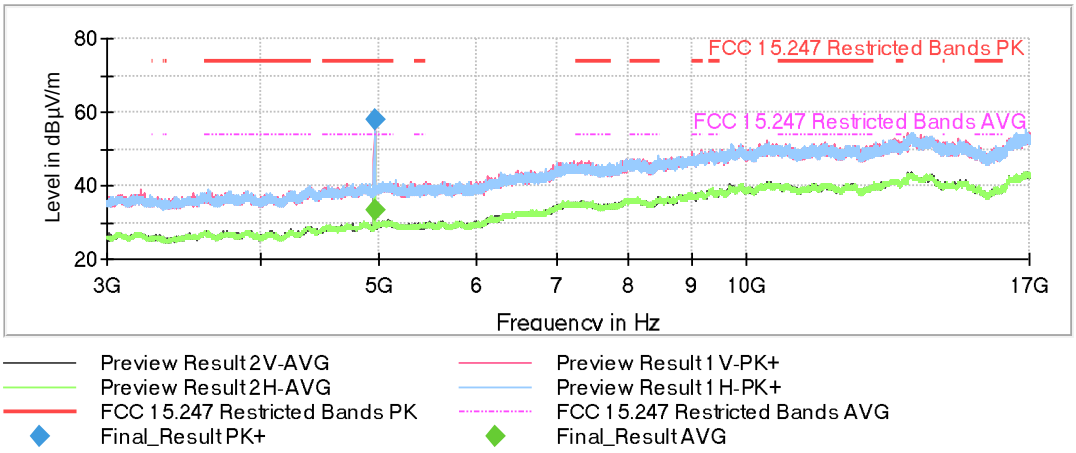
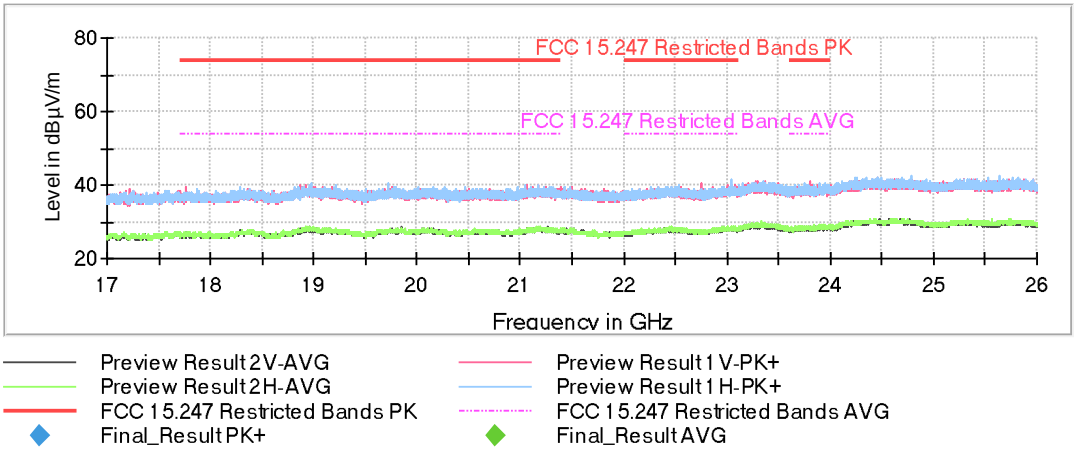
FREQUENCY RANGE 17 - 26 GHz (worst-case):