Orthogonal Axis:	X
Test Mode:	UNII-3/TX N20 Mode 5825MHz

Vertical

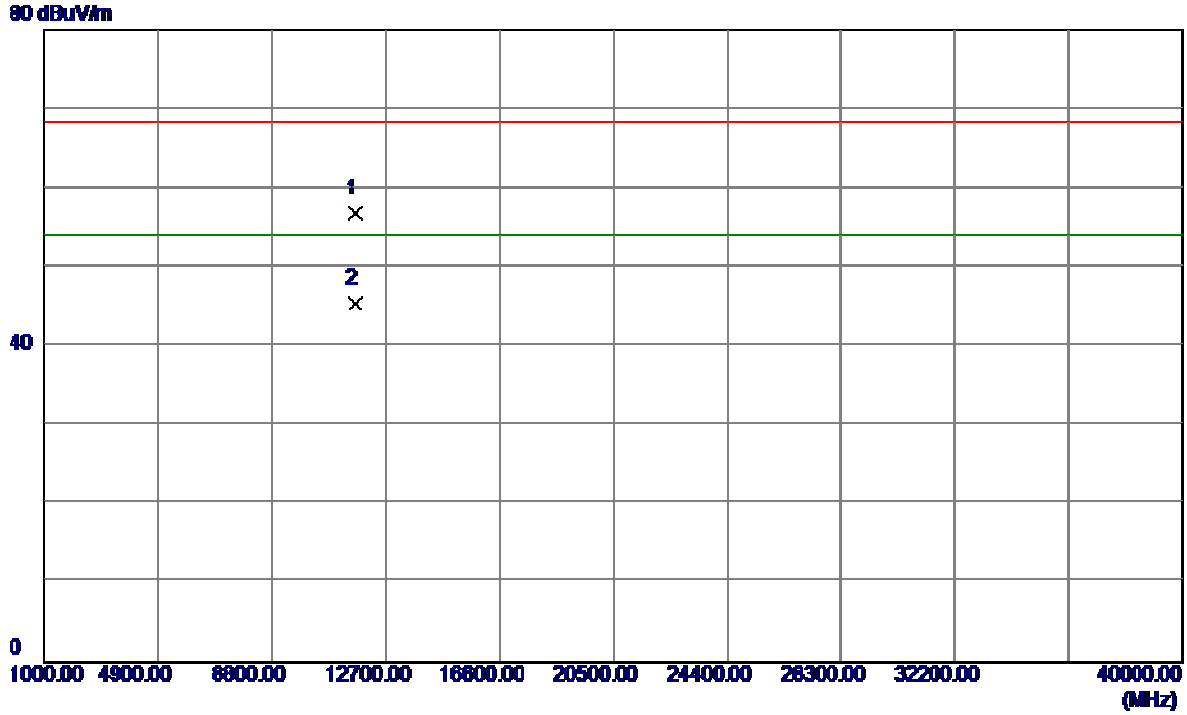

No.	Freq.	Reading Level	Correct Factor	Measure ment	Limit	Over		
	MHz	dBuV/m	dB	dBuV/m	dBuV/m	dB	Detector	Comment
1	11648.7000	43.90	12.84	56.74	68.30	-11.56	Peak	
2	11648.8500	32.65	12.84	45.49	54.00	-8.51	AVG	

Orthogonal Axis:	X
Test Mode:	UNII-3/TX N20 Mode 5825MHz

Horizontal

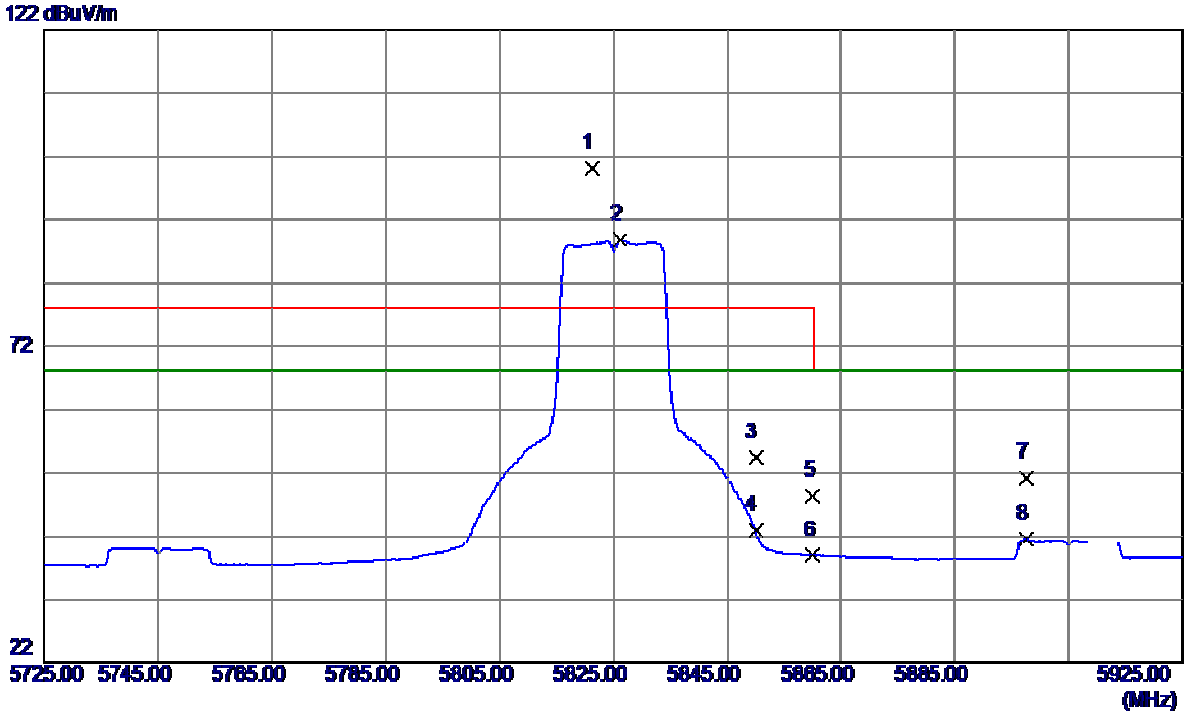

No.	Freq.	Reading Level	Correct Factor	Measure ment	Limit	Over		
	MHz	dBuV/m	dB	dBuV/m	dBuV/m	dB	Detector	Comment
1	5821.2000	58.70	41.50	100.20	78.30	21.90	Peak	NO LIMIT
2	5826.2000	47.23	41.52	88.75	68.30	20.45	AVG	NO LIMIT
3	5850.0000	12.87	41.62	54.49	78.30	-23.81	Peak	
4	5850.0000	1.34	41.62	42.96	68.30	-25.34	AVG	
5	5860.0000	6.79	41.66	48.45	78.30	-29.85	Peak	
6	5860.0000	-2.67	41.66	38.99	68.30	-29.31	AVG	
7	5897.4000	9.39	41.81	51.20	68.30	-17.10	Peak	
8	5897.4000	-0.22	41.81	41.59	68.30	-26.71	AVG	

Orthogonal Axis:	X
Test Mode:	UNII-3/TX N20 Mode 5825MHz

Horizontal

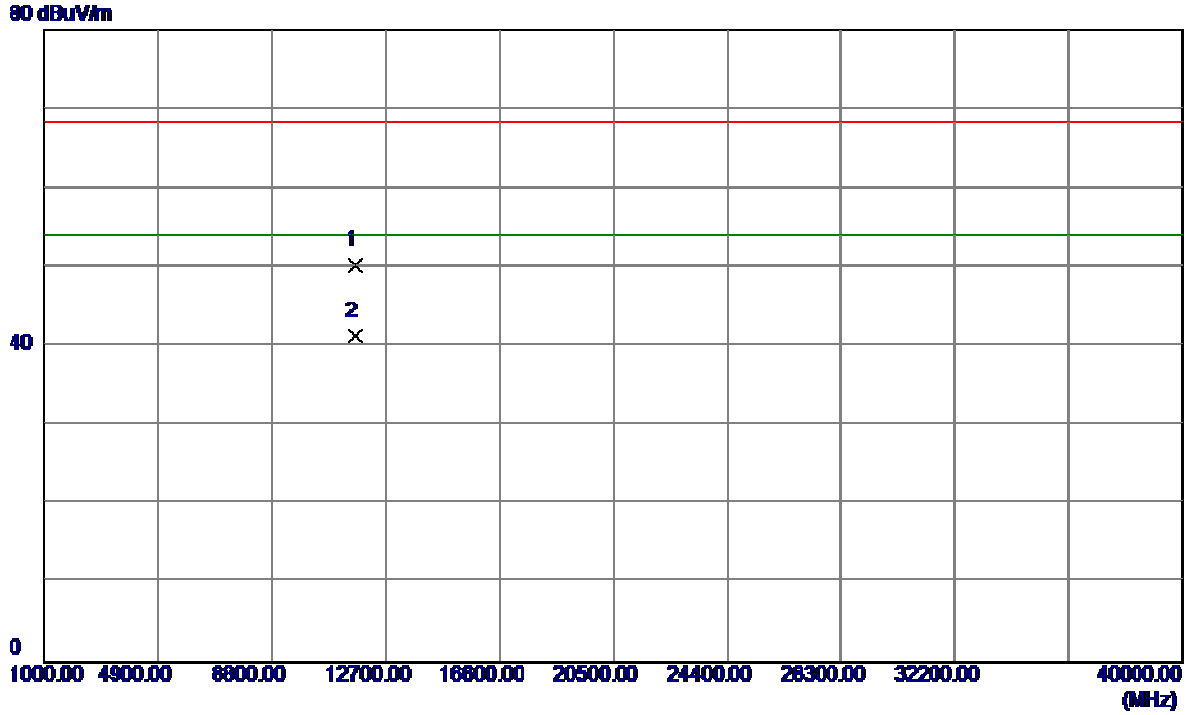

No.	Freq.	Reading Level	Correct Factor	Measure ment	Limit	Over		
	MHz	dBuV/m	dB	dBuV/m	dBuV/m	dB	Detector	Comment
1	11650.9000	37.35	12.84	50.19	68.30	-18.11	Peak	
2	11650.9000	28.40	12.84	41.24	54.00	-12.76	AVG	

Orthogonal Axis:	X
Test Mode:	UNII-3/TX N40 Mode 5755MHz

Vertical

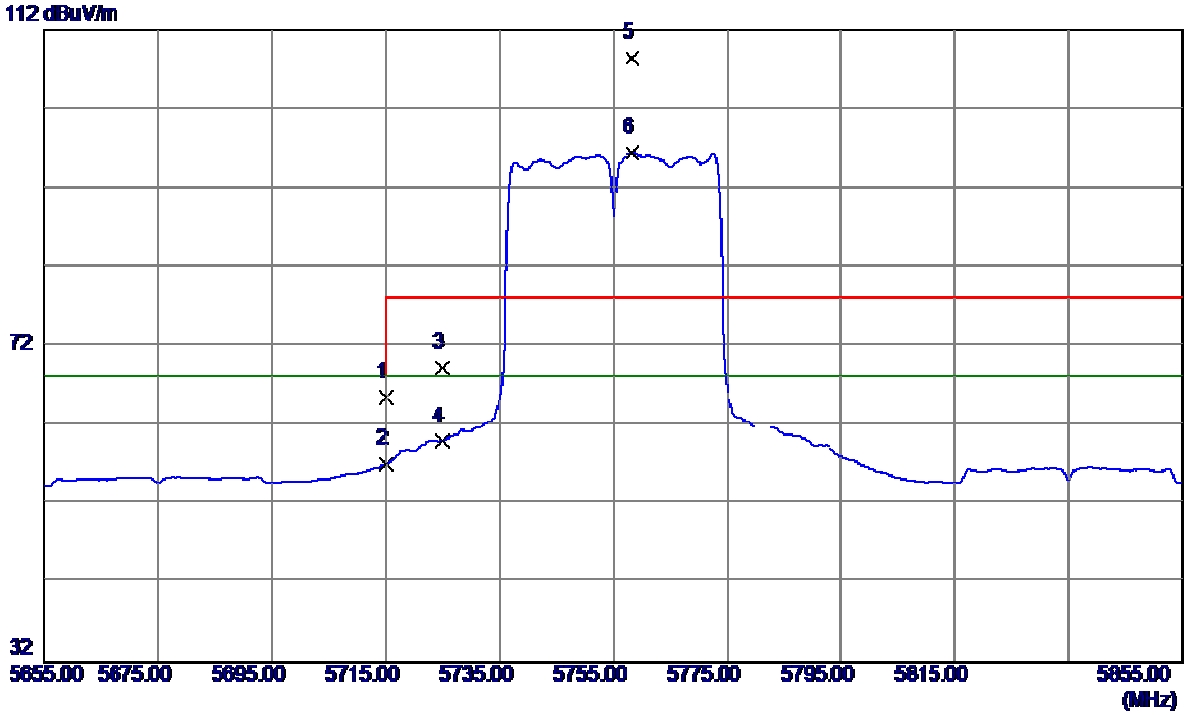

No.	Freq.	Reading Level	Correct Factor	Measure ment	Limit	Over		
	MHz	dBuV/m	dB	dBuV/m	dBuV/m	dB	Detector	Comment
1	5715.0000	24.57	41.05	65.62	68.30	-2.68	Peak	
2	5715.0000	16.01	41.05	57.06	68.30	-11.24	AVG	
3	5725.0000	28.14	41.10	69.24	78.30	-9.06	Peak	
4	5725.0000	18.91	41.10	60.01	68.30	-8.29	AVG	
5	5758.4000	67.17	41.23	108.40	78.30	30.10	Peak	NO LIMIT
6	5758.4000	55.24	41.23	96.47	68.30	28.17	AVG	NO LIMIT

Orthogonal Axis:	X
Test Mode:	UNII-3/TX N40 Mode 5755MHz

Vertical

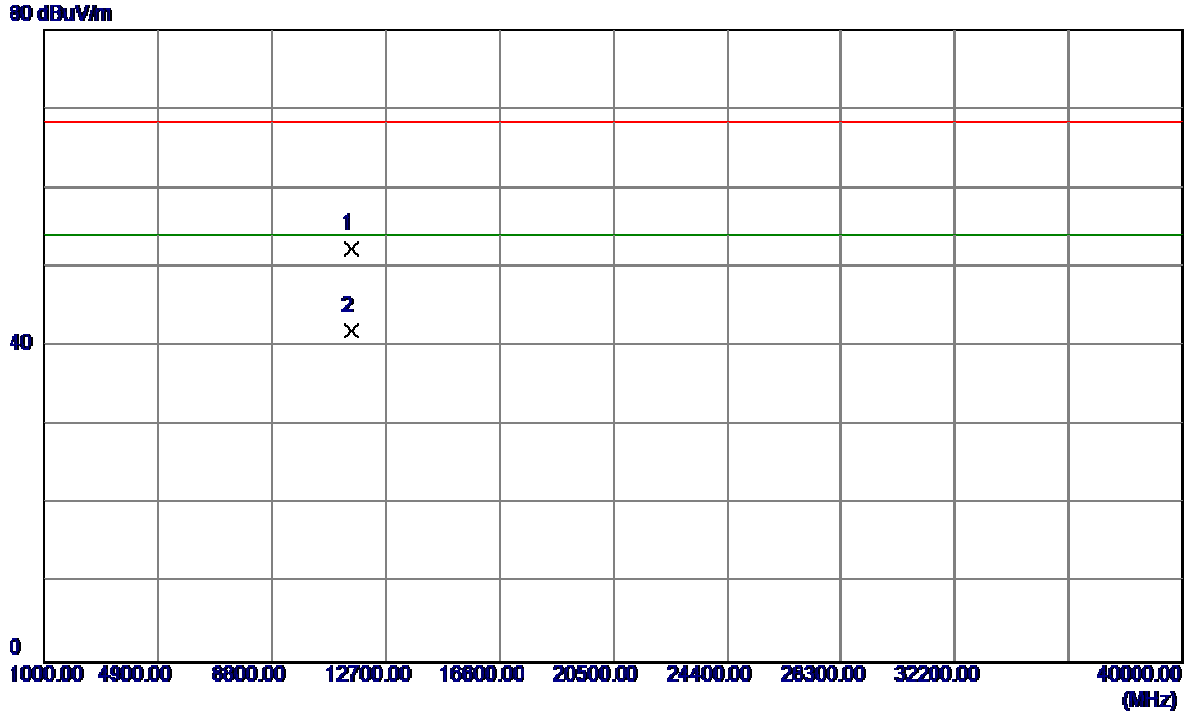

No.	Freq.	Reading Level	Correct Factor	Measure ment	Limit	Over		
	MHz	dBuV/m	dB	dBuV/m	dBuV/m	dB	Detector	Comment
1	11508.6000	39.41	12.93	52.34	68.30	-15.96	Peak	
2	11508.6000	29.01	12.93	41.94	54.00	-12.06	AVG	

Orthogonal Axis:	X
Test Mode:	UNII-3/TX N40 Mode 5755MHz

Horizontal

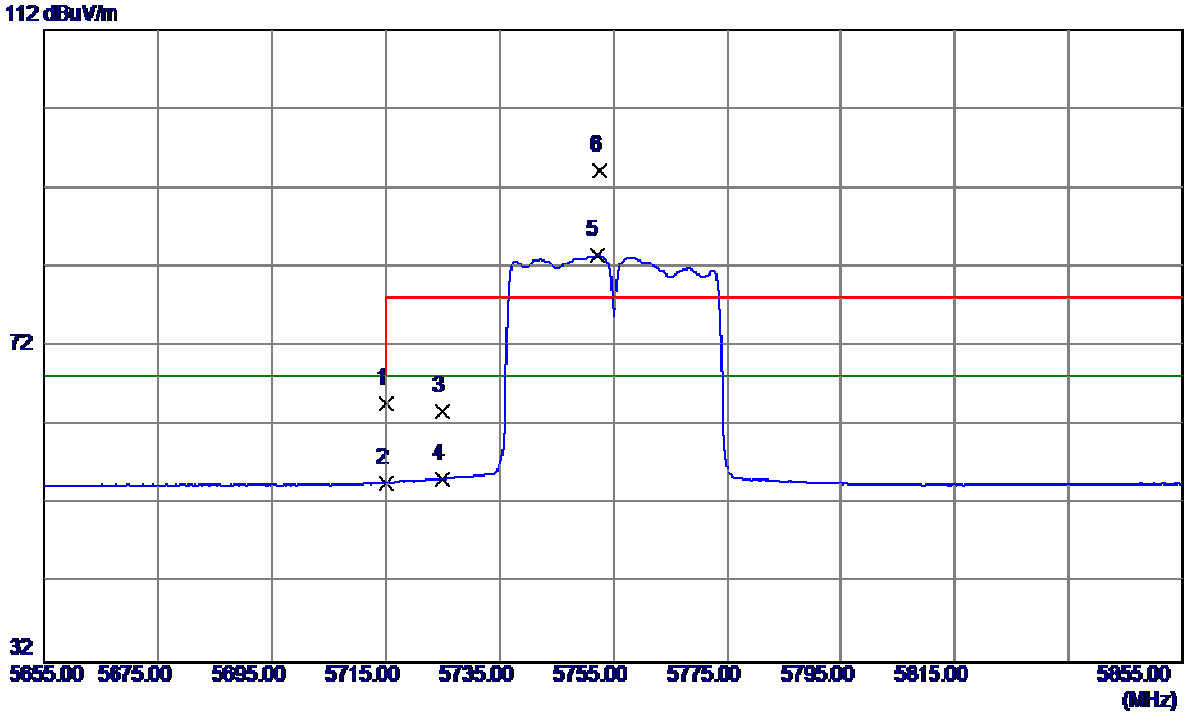

No.	Freq.	Reading Level	Correct Factor	Measure ment	Limit	Over		
	MHz	dBuV/m	dB	dBuV/m	dBuV/m	dB	Detector	Comment
1	5715.0000	23.79	41.05	64.84	68.30	-3.46	Peak	
2	5715.0000	13.69	41.05	54.74	68.30	-13.56	AVG	
3	5725.0000	22.78	41.10	63.88	78.30	-14.42	Peak	
4	5725.0000	14.15	41.10	55.25	68.30	-13.05	AVG	
5	5752.0000	42.31	41.21	83.52	68.30	15.22	AVG	NO LIMIT
6	5752.6000	53.06	41.21	94.27	78.30	15.97	Peak	NO LIMIT

Orthogonal Axis:	X
Test Mode:	UNII-3/TX N40 Mode 5755MHz

Horizontal

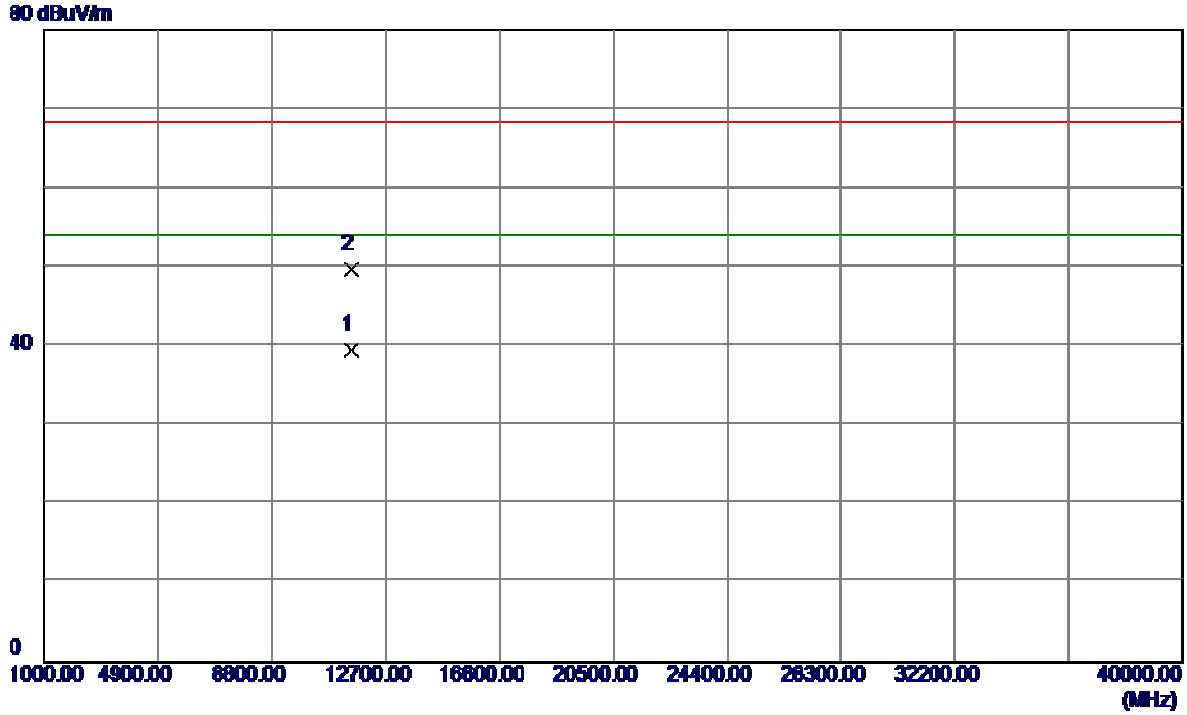

No.	Freq.	Reading Level	Correct Factor	Measure ment	Limit	Over		
	MHz	dBuV/m	dB	dBuV/m	dBuV/m	dB	Detector	Comment
1	11508.6000	26.60	12.93	39.53	54.00	-14.47	AVG	
2	11509.3000	36.81	12.93	49.74	68.30	-18.56	Peak	

Orthogonal Axis:	X
Test Mode:	UNII-3/TX N40 Mode 5795MHz

Vertical

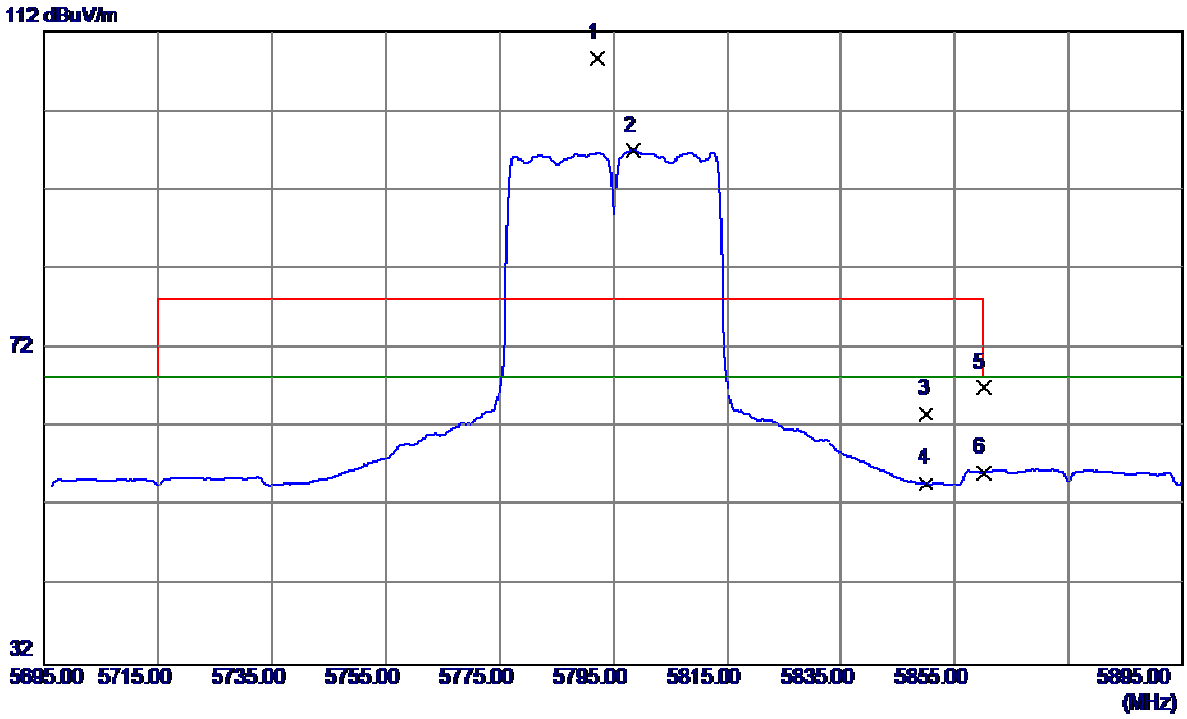

No.	Freq.	Reading Level	Correct Factor	Measure ment	Limit	Over		
	MHz	dBuV/m	dB	dBuV/m	dBuV/m	dB	Detector	Comment
1	5792.2000	67.31	41.38	108.69	78.30	30.39	Peak	NO LIMIT
2	5798.6000	55.63	41.40	97.03	68.30	28.73	AVG	NO LIMIT
3	5850.0000	22.01	41.62	63.63	78.30	-14.67	Peak	
4	5850.0000	13.34	41.62	54.96	68.30	-13.34	AVG	
5	5860.0000	25.40	41.66	67.06	78.30	-11.24	Peak	
6	5860.0000	14.73	41.66	56.39	68.30	-11.91	AVG	

Orthogonal Axis:	X
Test Mode:	UNII-3/TX N40 Mode 5795MHz

Vertical

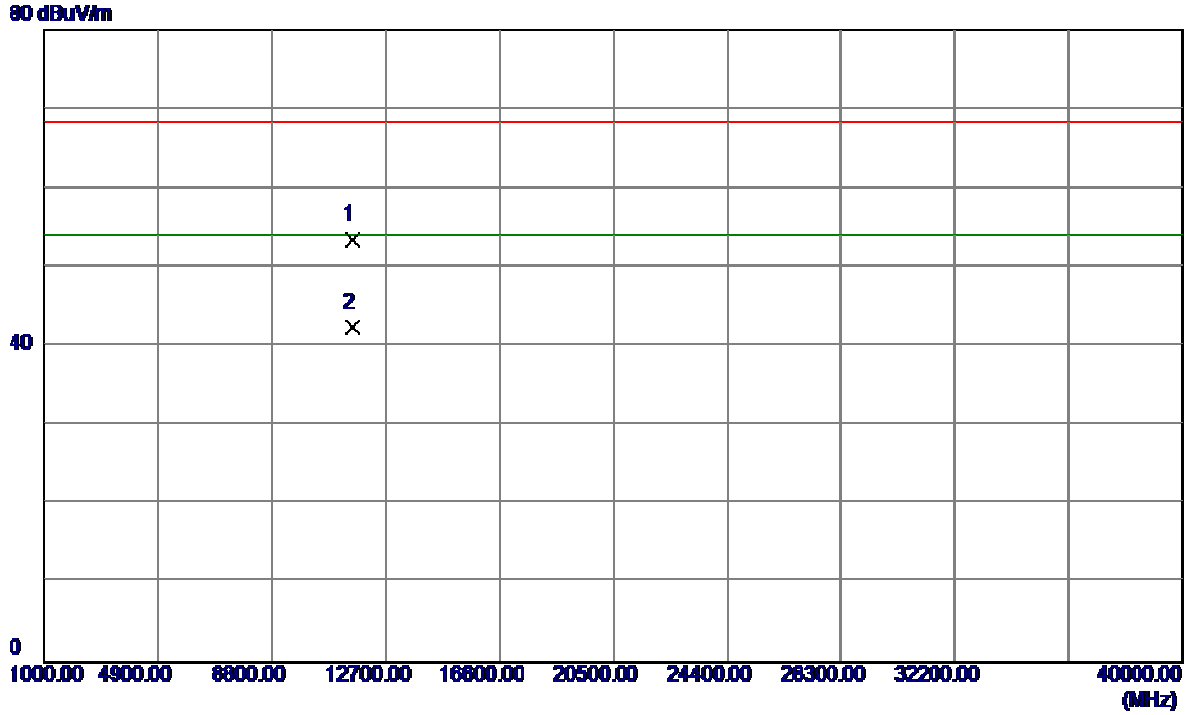

No.	Freq.	Reading Level	Correct Factor	Measure ment	Limit	Over		
	MHz	dBuV/m	dB	dBuV/m	dBuV/m	dB	Detector	Comment
1	11591.2500	40.52	12.88	53.40	68.30	-14.90	Peak	
2	11591.2500	29.55	12.88	42.43	54.00	-11.57	AVG	

Orthogonal Axis:	X
Test Mode:	UNII-3/TX N40 Mode 5795MHz

Horizontal

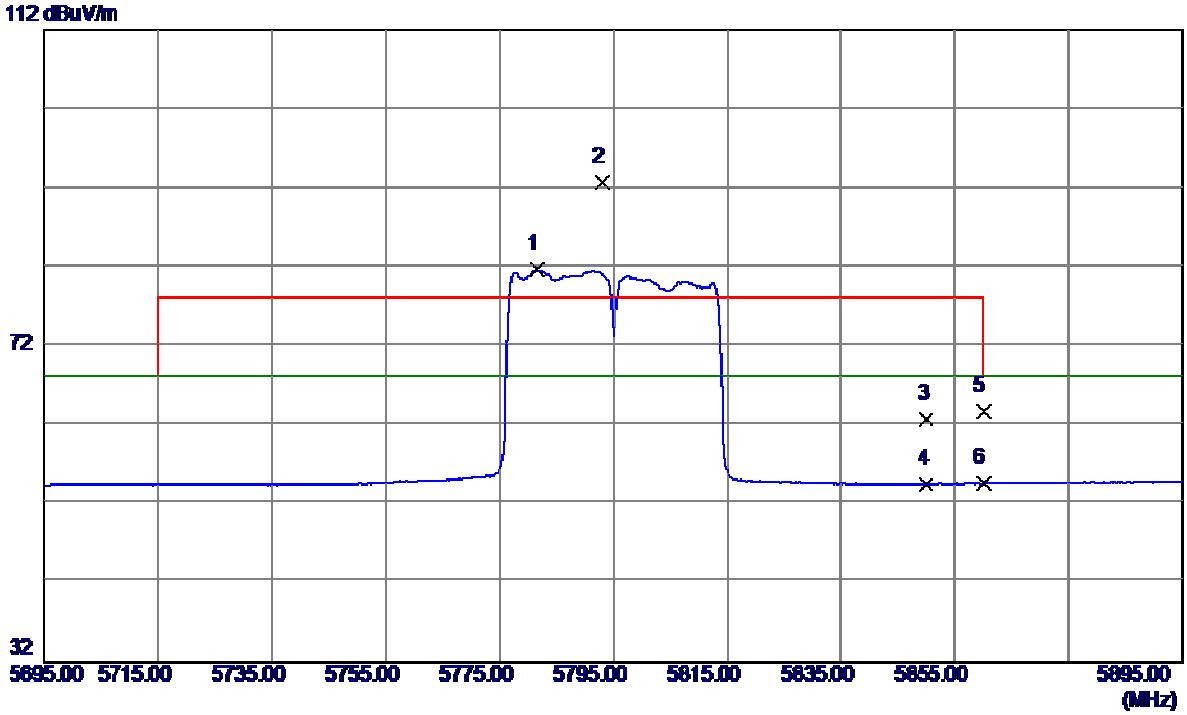

No.	Freq.	Reading Level	Correct Factor	Measure ment	Limit	Over		
	MHz	dBuV/m	dB	dBuV/m	dBuV/m	dB	Detector	Comment
1	5781.6000	40.36	41.33	81.69	68.30	13.39	AVG	NO LIMIT
2	5793.0000	51.40	41.38	92.78	78.30	14.48	Peak	NO LIMIT
3	5850.0000	21.24	41.62	62.86	78.30	-15.44	Peak	
4	5850.0000	13.00	41.62	54.62	68.30	-13.68	AVG	
5	5860.0000	22.12	41.66	63.78	78.30	-14.52	Peak	
6	5860.0000	13.01	41.66	54.67	68.30	-13.63	AVG	

Orthogonal Axis:	X
Test Mode:	UNII-3/TX N40 Mode 5795MHz

Horizontal

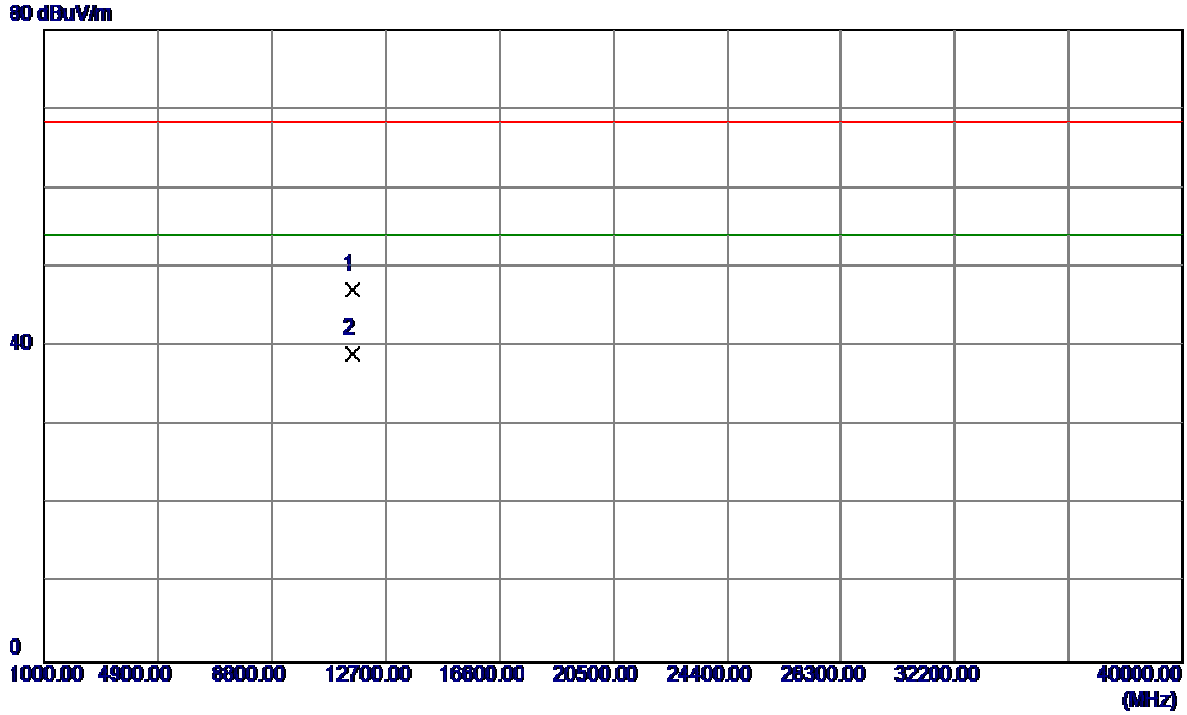

No.	Freq.	Reading Level	Correct Factor	Measure ment	Limit	Over		
	MHz	dBuV/m	dB	dBuV/m	dBuV/m	dB	Detector	Comment
1	11590.1500	34.35	12.88	47.23	68.30	-21.07	Peak	
2	11590.1500	26.22	12.88	39.10	54.00	-14.90	AVG	

Orthogonal Axis:	X
Test Mode:	UNII-1/ TX AC20 Mode 5180MHz

Vertical

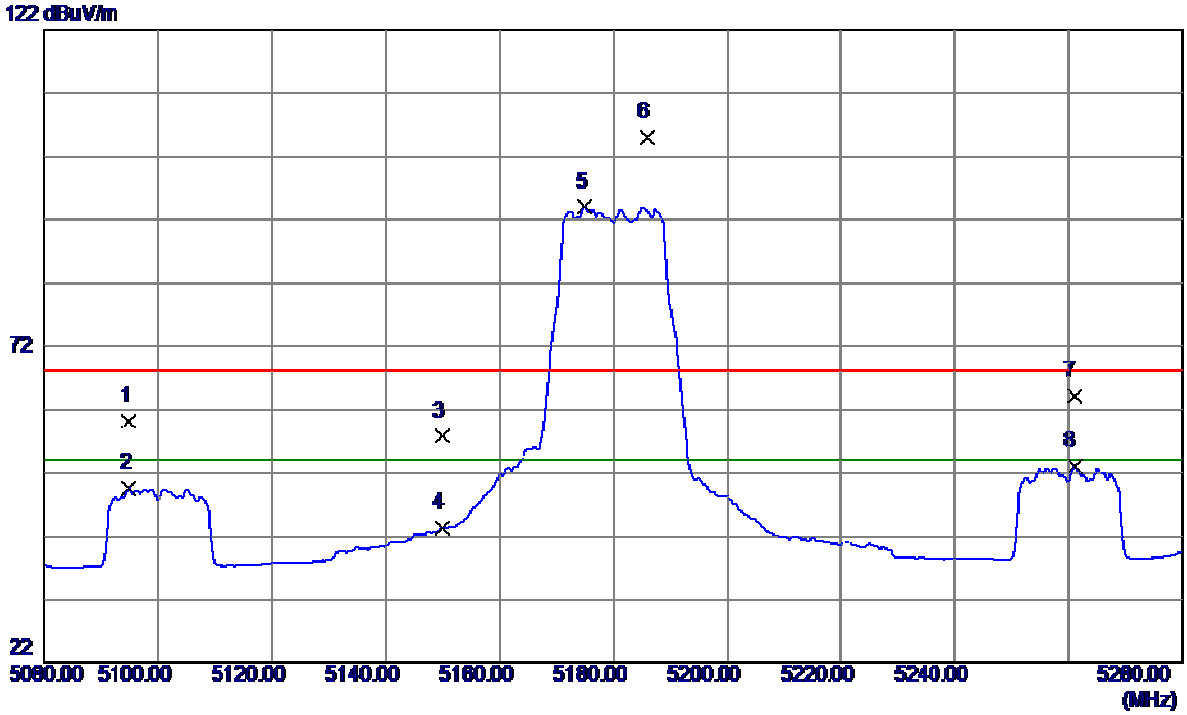

No.	Freq.	Reading Level	Correct Factor	Measure ment	Limit	Over		
	MHz	dBuV/m	dB	dBuV/m	dBuV/m	dB	Detector	Comment
1	5095.0000	21.35	38.82	60.17	68.30	-8.13	Peak	
2	5095.0000	10.73	38.82	49.55	54.00	-4.45	AVG	
3	5150.0000	18.83	39.00	57.83	68.30	-10.47	Peak	
4	5150.0000	4.43	39.00	43.43	54.00	-10.57	AVG	
5	5175.0000	54.95	39.08	94.03	54.00	40.03	AVG	NO LIMIT
6	5186.0000	65.95	39.12	105.07	68.30	36.77	Peak	NO LIMIT
7	5261.0000	24.75	39.37	64.12	68.30	-4.18	Peak	
8	5261.0000	13.58	39.37	52.95	54.00	-1.05	AVG	

Orthogonal Axis:	X
Test Mode:	UNII-1/ TX AC20 Mode 5180MHz

Vertical

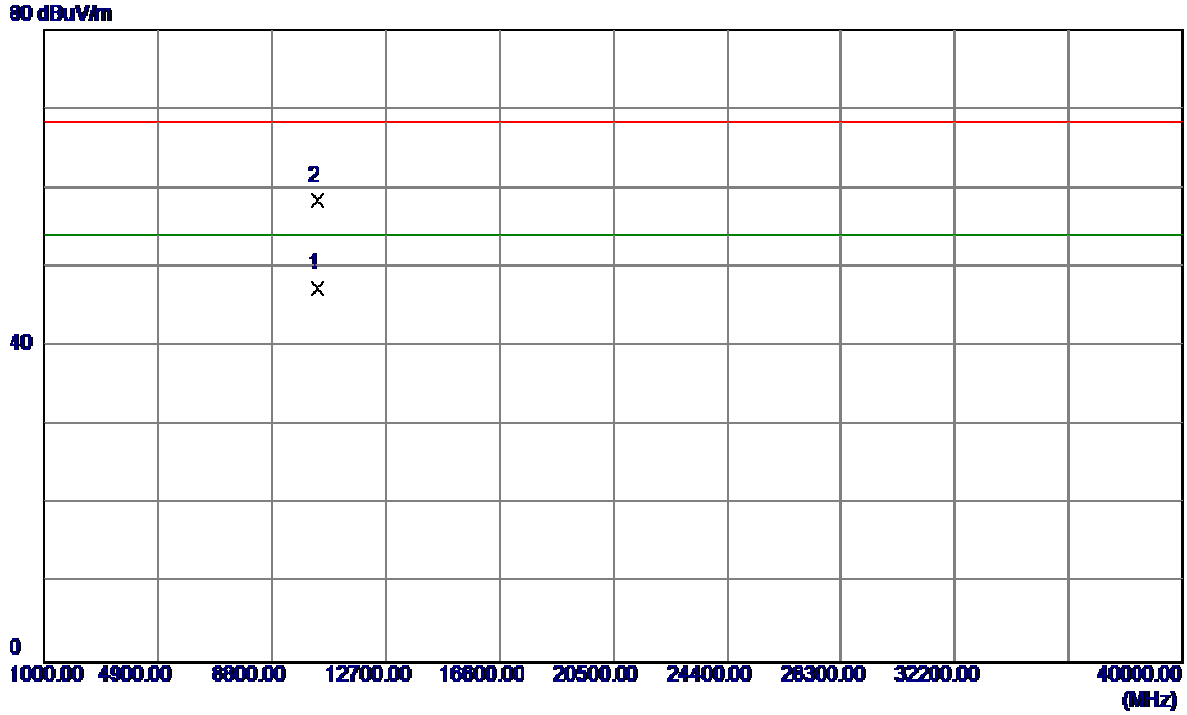

No.	Freq.	Reading Level	Correct Factor	Measure ment	Limit	Over		
	MHz	dBuV/m	dB	dBuV/m	dBuV/m	dB	Detector	Comment
1	10358.7500	36.27	11.11	47.38	54.00	-6.62	AVG	
2	10359.0500	47.25	11.11	58.36	68.30	-9.94	Peak	

Orthogonal Axis:	X
Test Mode:	UNII-1/ TX AC20 Mode 5180MHz

Horizontal

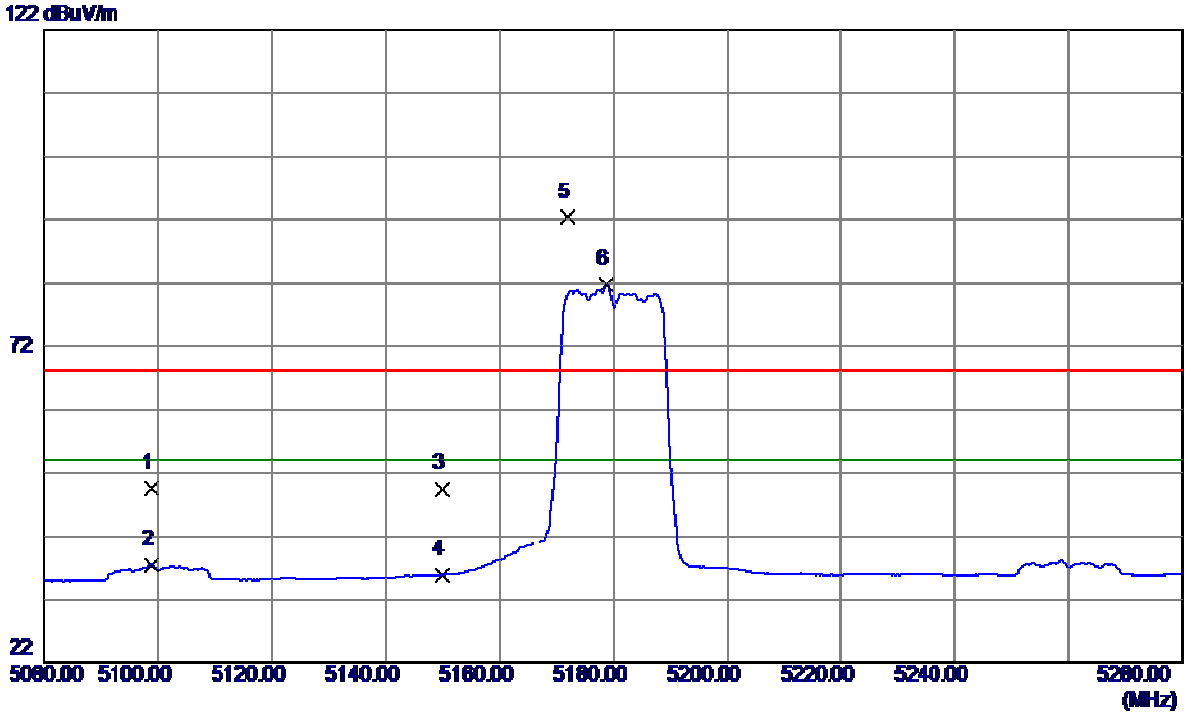

No.	Freq.	Reading Level	Correct Factor	Measure ment	Limit	Over		
	MHz	dBuV/m	dB	dBuV/m	dBuV/m	dB	Detector	Comment
1	5098.8000	10.71	38.83	49.54	68.30	-18.76	Peak	
2	5098.8000	-1.33	38.83	37.50	54.00	-16.50	AVG	
3	5150.0000	10.50	39.00	49.50	68.30	-18.80	Peak	
4	5150.0000	-3.10	39.00	35.90	54.00	-18.10	AVG	
5	5172.0000	53.35	39.07	92.42	68.30	24.12	Peak	NO LIMIT
6	5178.6000	42.71	39.09	81.80	54.00	27.80	AVG	NO LIMIT

Orthogonal Axis:	X
Test Mode:	UNII-1/ TX AC20 Mode 5180MHz

Horizontal

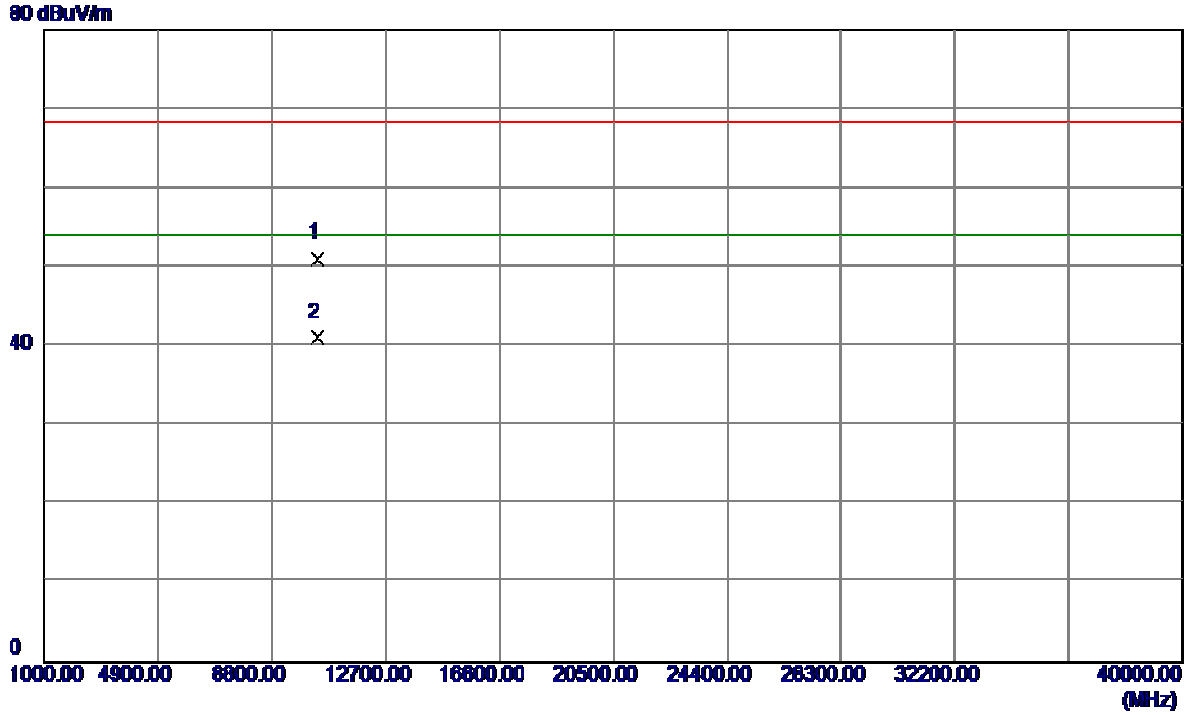

No.	Freq.	Reading Level	Correct Factor	Measure ment	Limit	Over		
	MHz	dBuV/m	dB	dBuV/m	dBuV/m	dB	Detector	Comment
1	10361.3000	40.02	11.10	51.12	68.30	-17.18	Peak	
2	10361.3000	30.09	11.10	41.19	54.00	-12.81	AVG	

Orthogonal Axis:	X
Test Mode:	UNII-1/ TX AC20 Mode 5200MHz

Vertical

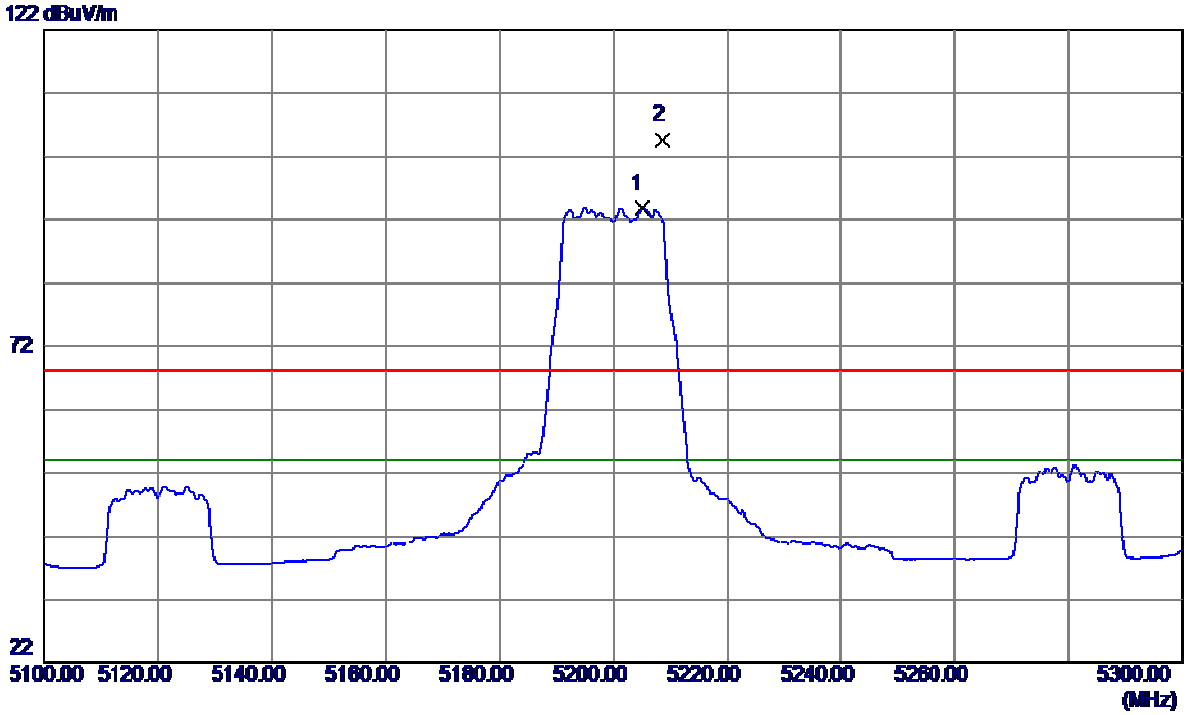

No.	Freq.	Reading Level	Correct Factor	Measure ment	Limit	Over		
	MHz	dBuV/m	dB	dBuV/m	dBuV/m	dB	Detector	Comment
1	5205.0000	54.70	39.18	93.88	54.00	39.88	AVG	NO LIMIT
2	5208.6000	65.39	39.19	104.58	68.30	36.28	Peak	NO LIMIT

Orthogonal Axis:	X
Test Mode:	UNII-1/ TX AC20 Mode 5200MHz

Vertical

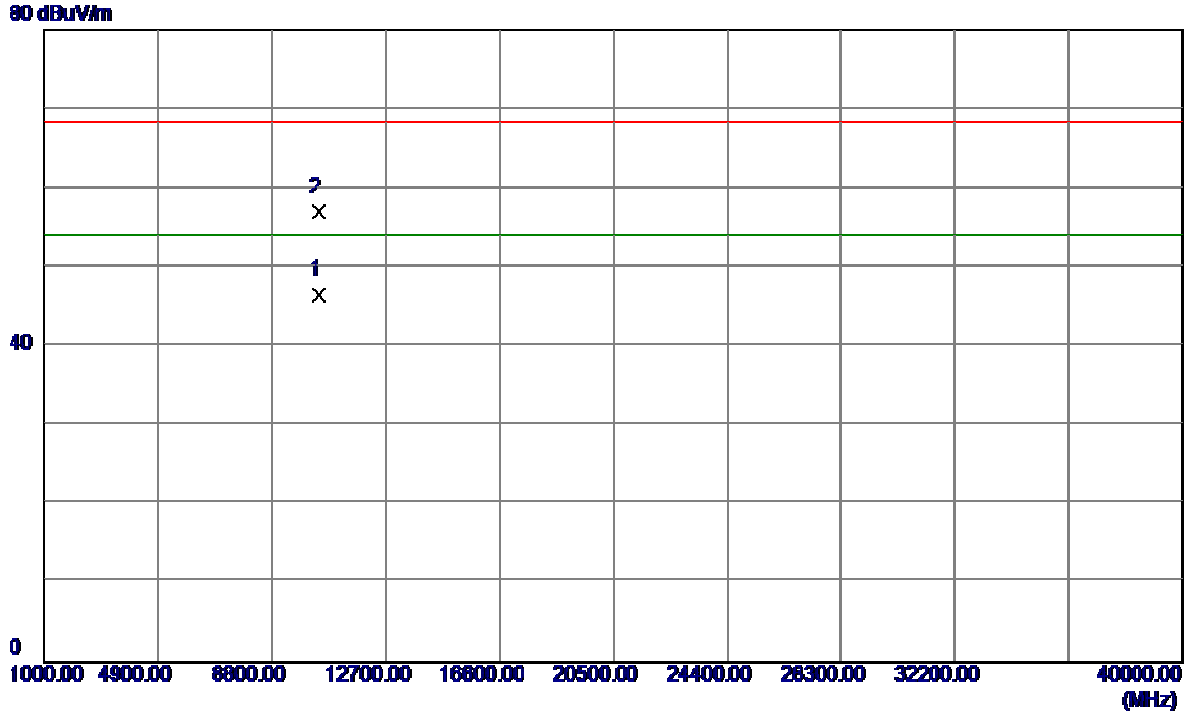

No.	Freq.	Reading Level	Correct Factor	Measure ment	Limit	Over		
	MHz	dBuV/m	dB	dBuV/m	dBuV/m	dB	Detector	Comment
1	10398.8500	35.44	11.05	46.49	54.00	-7.51	AVG	
2	10399.8500	45.88	11.05	56.93	68.30	-11.37	Peak	

Orthogonal Axis:	X
Test Mode:	UNII-1/ TX AC20 Mode 5200MHz

Horizontal

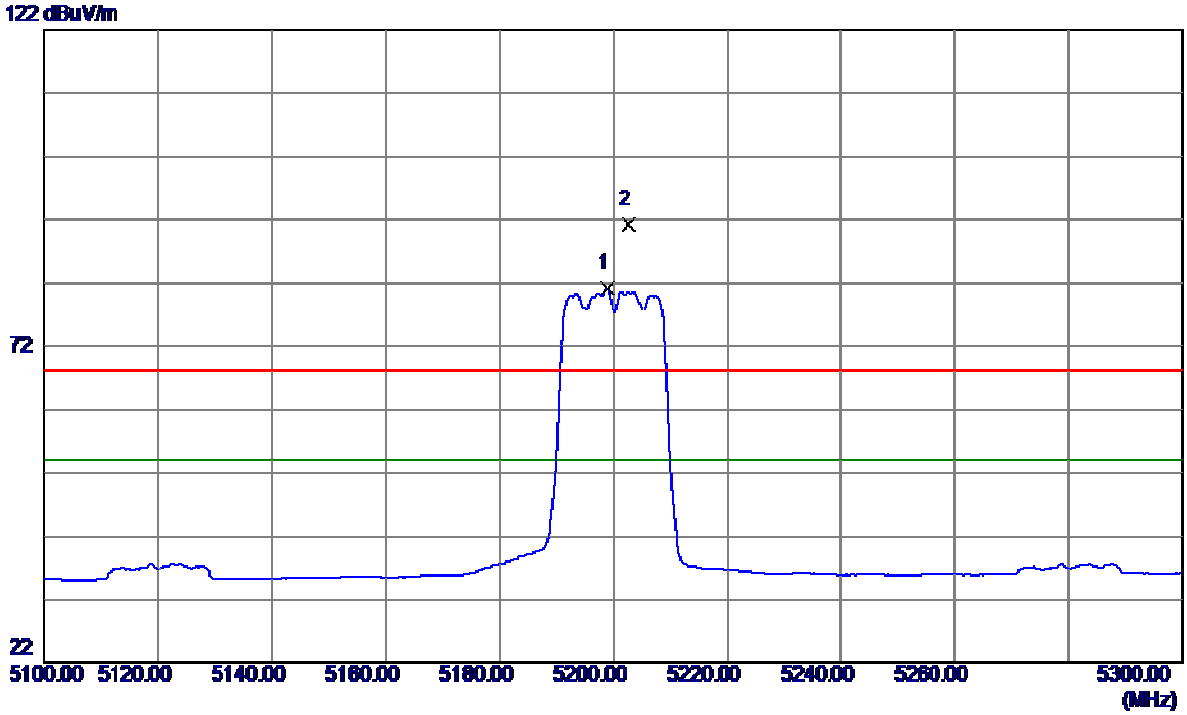

No.	Freq.	Reading Level	Correct Factor	Measure ment	Limit	Over		
	MHz	dBuV/m	dB	dBuV/m	dBuV/m	dB	Detector	Comment
1	5198.8000	42.13	39.16	81.29	54.00	27.29	AVG	NO LIMIT
2	5202.6000	51.98	39.17	91.15	68.30	22.85	Peak	NO LIMIT

Orthogonal Axis:	X
Test Mode:	UNII-1/ TX AC20 Mode 5200MHz

Horizontal

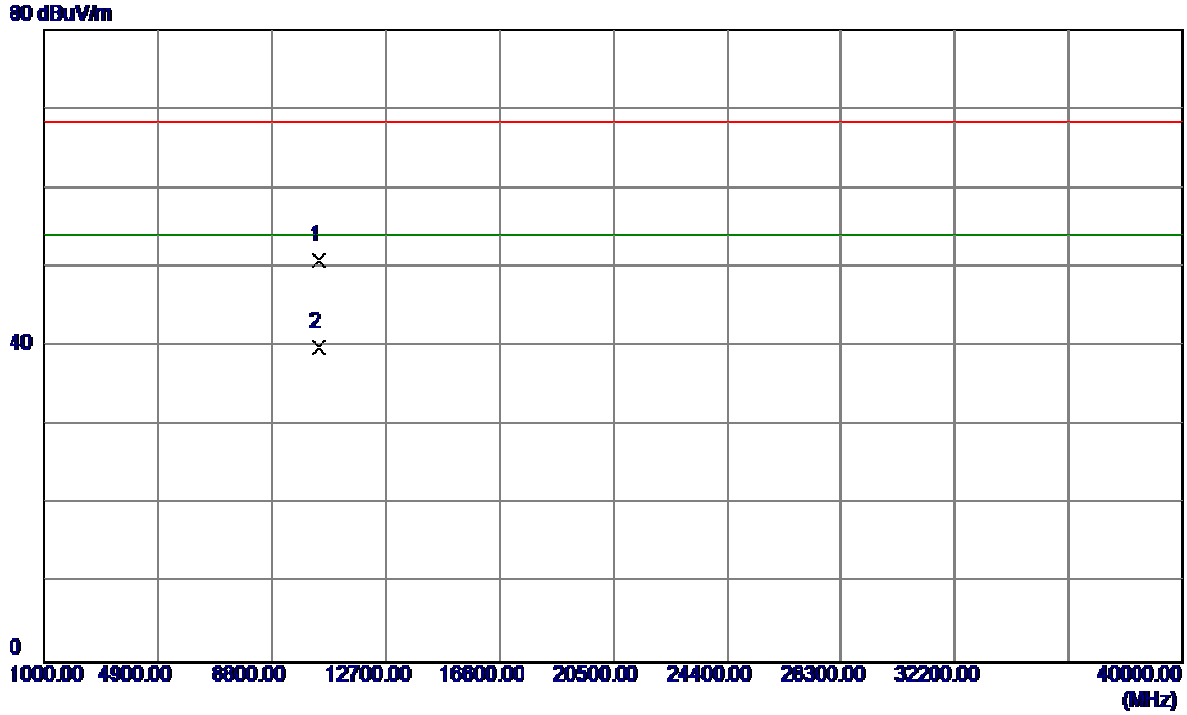

No.	Freq.	Reading Level	Correct Factor	Measure ment	Limit	Over		
	MHz	dBuV/m	dB	dBuV/m	dBuV/m	dB	Detector	Comment
1	10398.8000	39.86	11.05	50.91	68.30	-17.39	Peak	
2	10398.8000	28.78	11.05	39.83	54.00	-14.17	AVG	

Orthogonal Axis:	X
Test Mode:	UNII-1/ TX AC20 Mode 5240MHz

Vertical

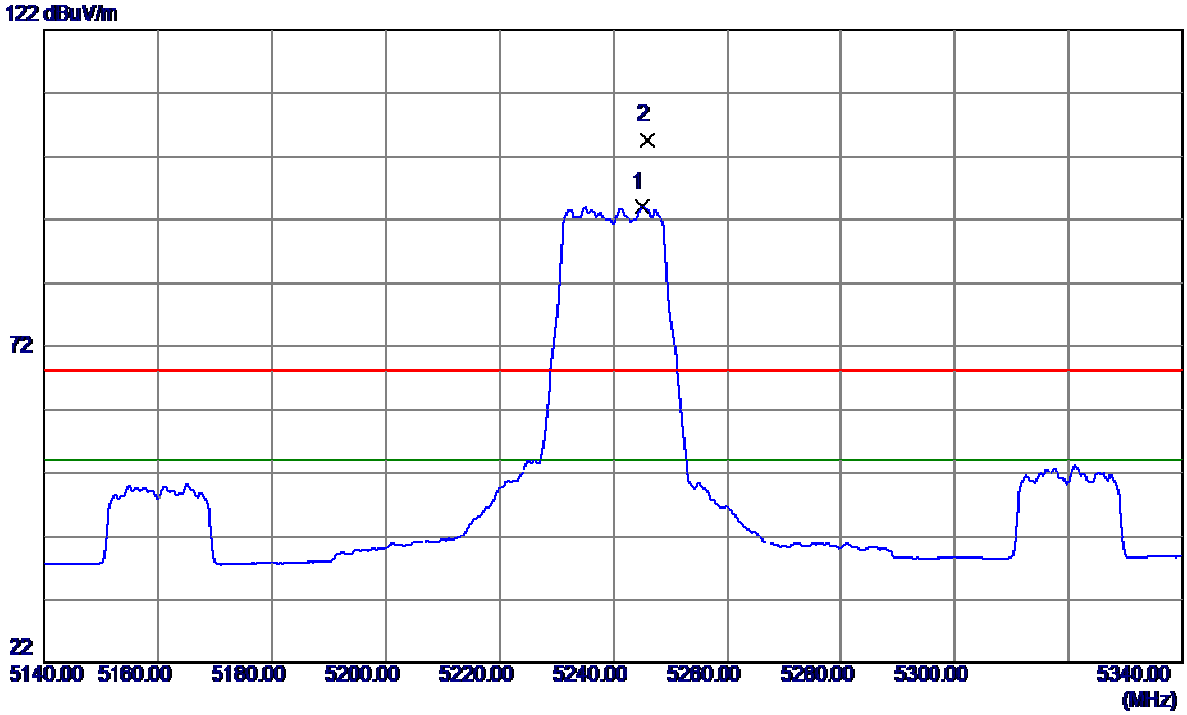

No.	Freq.	Reading Level	Correct Factor	Measure ment	Limit	Over		
	MHz	dBuV/m	dB	dBuV/m	dBuV/m	dB	Detector	Comment
1	5245.2000	54.68	39.31	93.99	54.00	39.99	AVG	NO LIMIT
2	5246.0000	65.24	39.32	104.56	68.30	36.26	Peak	NO LIMIT

Orthogonal Axis:	X
Test Mode:	UNII-1/ TX AC20 Mode 5240MHz

Vertical

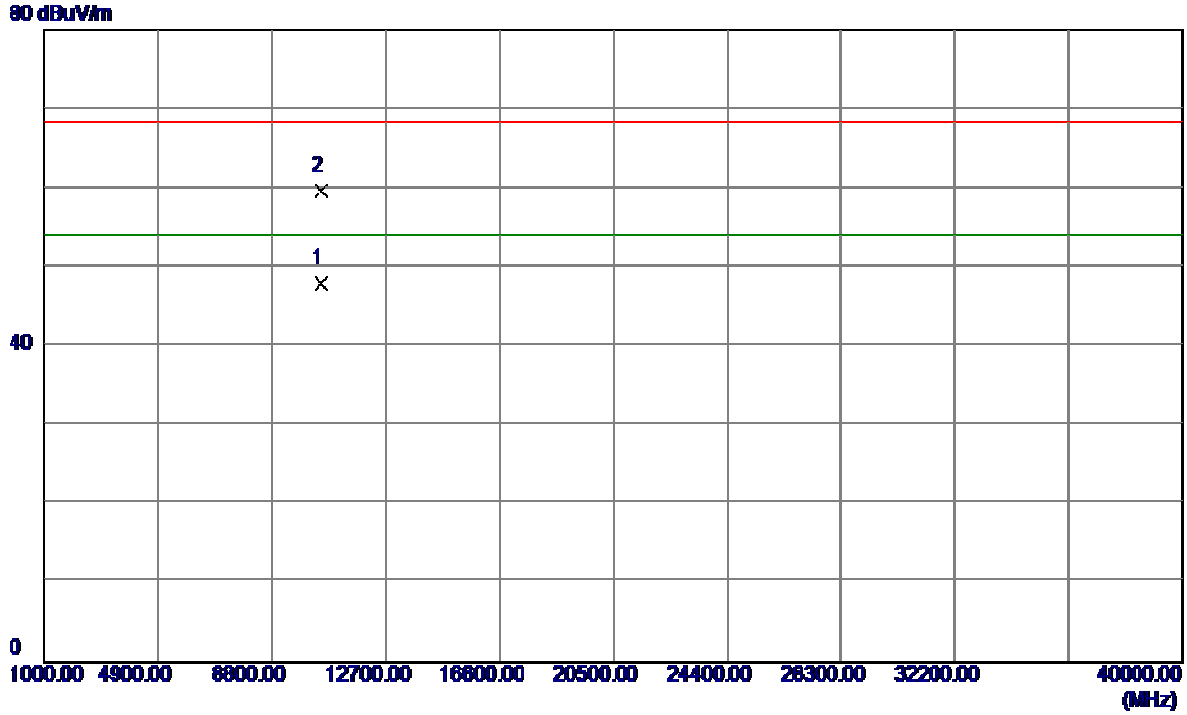

No.	Freq.	Reading Level	Correct Factor	Measure ment	Limit	Over		
	MHz	dBuV/m	dB	dBuV/m	dBuV/m	dB	Detector	Comment
1	10478.8000	36.99	10.94	47.93	54.00	-6.07	AVG	
2	10478.9500	48.68	10.94	59.62	68.30	-8.68	Peak	

Orthogonal Axis:	X
Test Mode:	UNII-1/ TX AC20 Mode 5240MHz

Horizontal

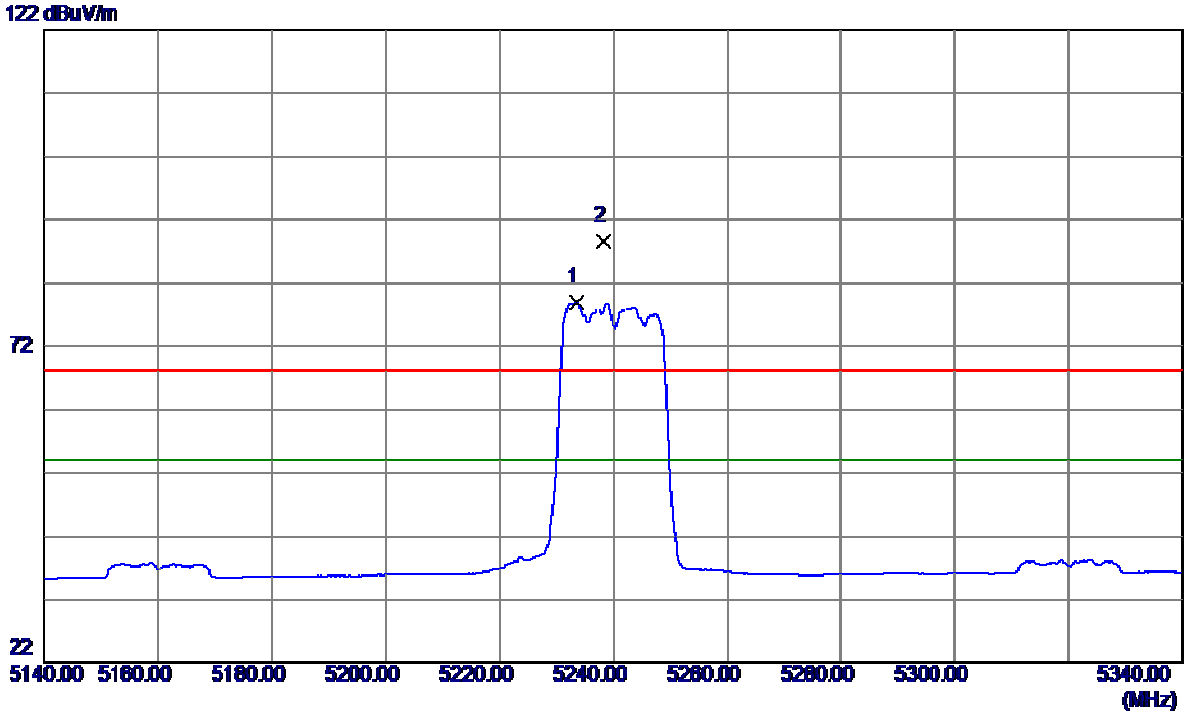

No.	Freq.	Reading Level	Correct Factor	Measure ment	Limit	Over		
	MHz	dBuV/m	dB	dBuV/m	dBuV/m	dB	Detector	Comment
1	5233.6000	39.76	39.28	79.04	54.00	25.04	AVG	NO LIMIT
2	5238.2000	49.31	39.29	88.60	68.30	20.30	Peak	NO LIMIT

Orthogonal Axis:	X
Test Mode:	UNII-1/ TX AC20 Mode 5240MHz

Horizontal

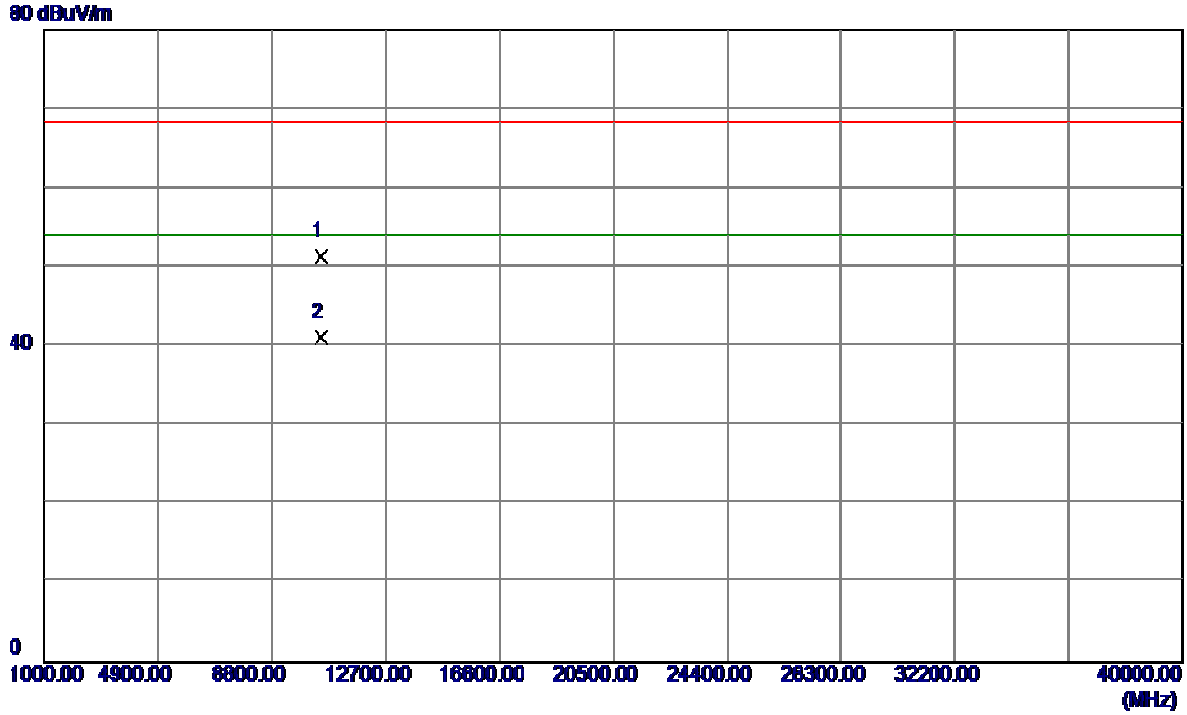

No.	Freq.	Reading Level	Correct Factor	Measure ment	Limit	Over		
	MHz	dBuV/m	dB	dBuV/m	dBuV/m	dB	Detector	Comment
1	10478.8500	40.35	10.94	51.29	68.30	-17.01	Peak	
2	10478.8500	30.21	10.94	41.15	54.00	-12.85	AVG	

Orthogonal Axis:	X
Test Mode:	UNII-1/ TX AC40 Mode 5190MHz

Vertical

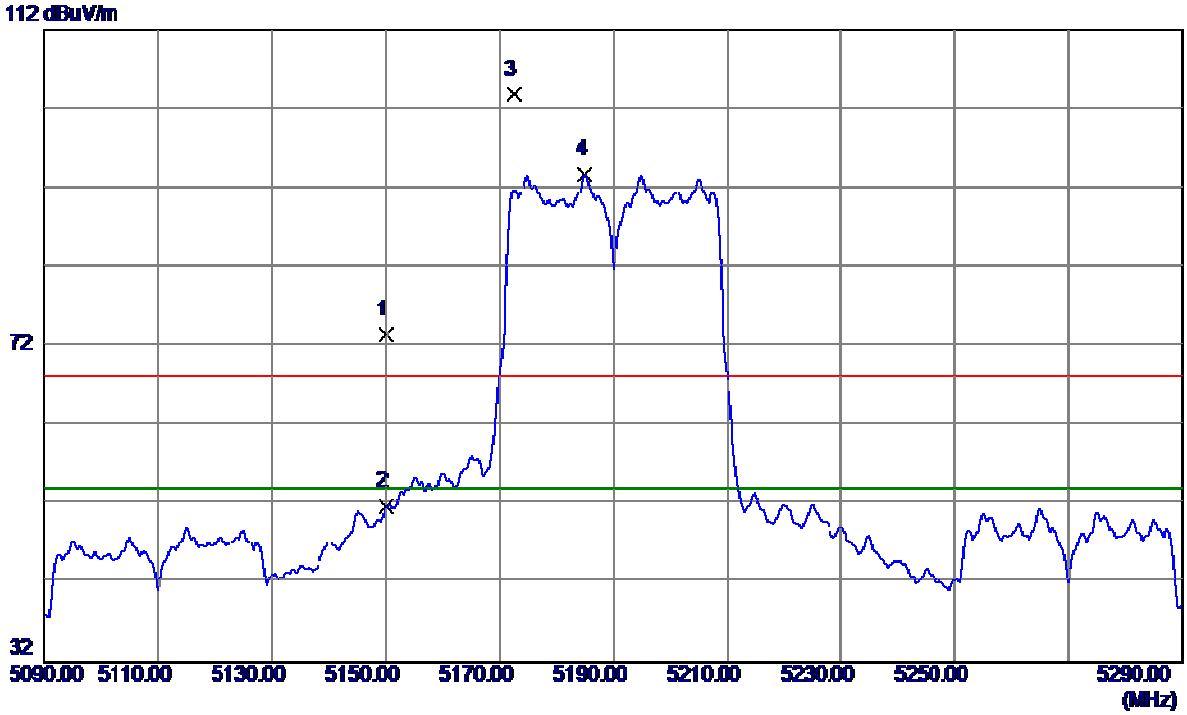

No.	Freq.	Reading Level	Correct Factor	Measure ment	Limit	Over		
	MHz	dBuV/m	dB	dBuV/m	dBuV/m	dB	Detector	Comment
1	5150.0000	34.46	39.00	73.46	68.30	5.16	Peak	
2	5150.0000	12.80	39.00	51.80	54.00	-2.20	AVG	
3	5172.4000	64.80	39.07	103.87	68.30	35.57	Peak	NO LIMIT
4	5185.0000	54.62	39.11	93.73	54.00	39.73	AVG	NO LIMIT

Orthogonal Axis:	X
Test Mode:	UNII-1/ TX AC40 Mode 5190MHz

Vertical

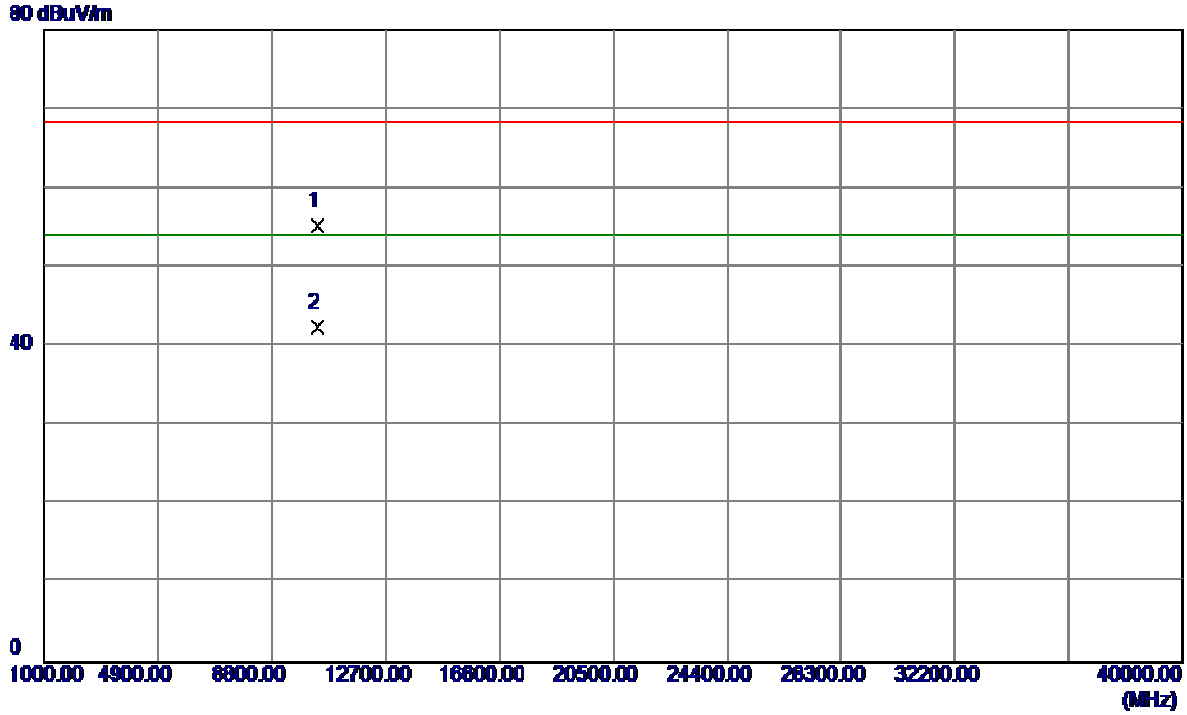

No.	Freq.	Reading Level	Correct Factor	Measure ment	Limit	Over		
	MHz	dBuV/m	dB	dBuV/m	dBuV/m	dB	Detector	Comment
1	10380.2000	44.09	11.08	55.17	68.30	-13.13	Peak	
2	10381.0500	31.36	11.08	42.44	54.00	-11.56	AVG	

Orthogonal Axis:	X
Test Mode:	UNII-1/ TX AC40 Mode 5190MHz

Horizontal

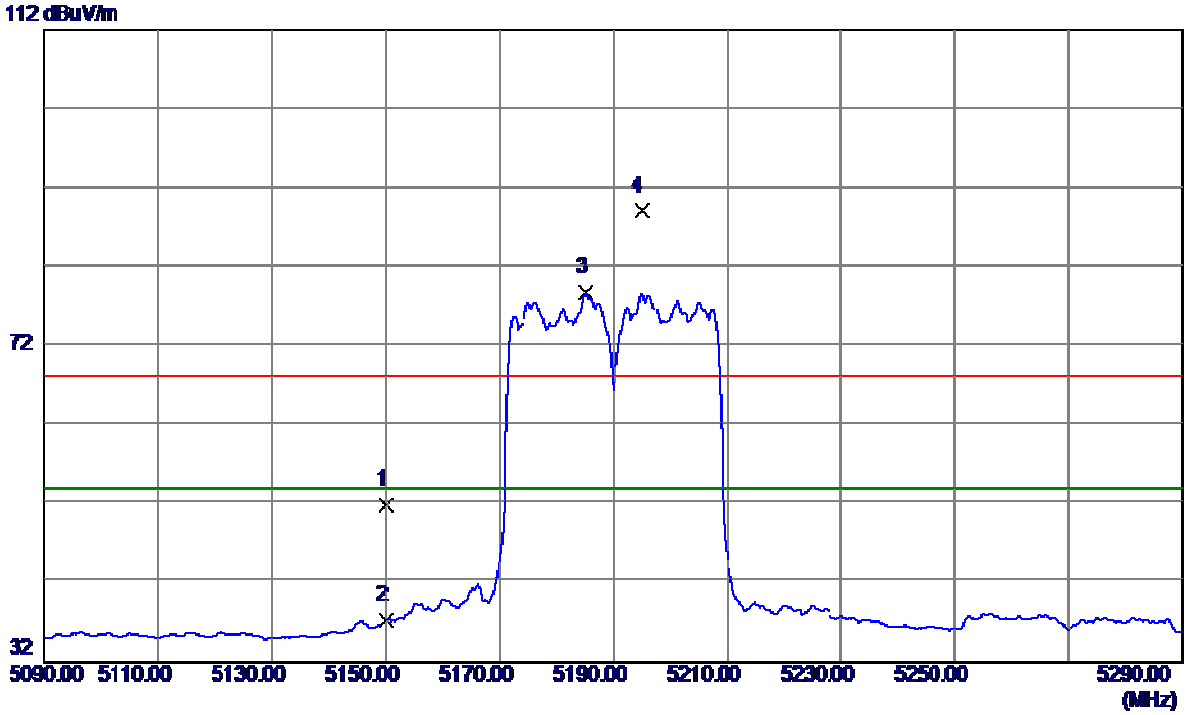

No.	Freq.	Reading Level	Correct Factor	Measure ment	Limit	Over		
	MHz	dBuV/m	dB	dBuV/m	dBuV/m	dB	Detector	Comment
1	5150.0000	13.01	39.00	52.01	68.30	-16.29	Peak	
2	5150.0000	-1.55	39.00	37.45	54.00	-16.55	AVG	
3	5185.2000	39.74	39.11	78.85	54.00	24.85	AVG	NO LIMIT
4	5195.0000	50.04	39.15	89.19	68.30	20.89	Peak	NO LIMIT

Orthogonal Axis:	X
Test Mode:	UNII-1/ TX AC40 Mode 5190MHz

Horizontal

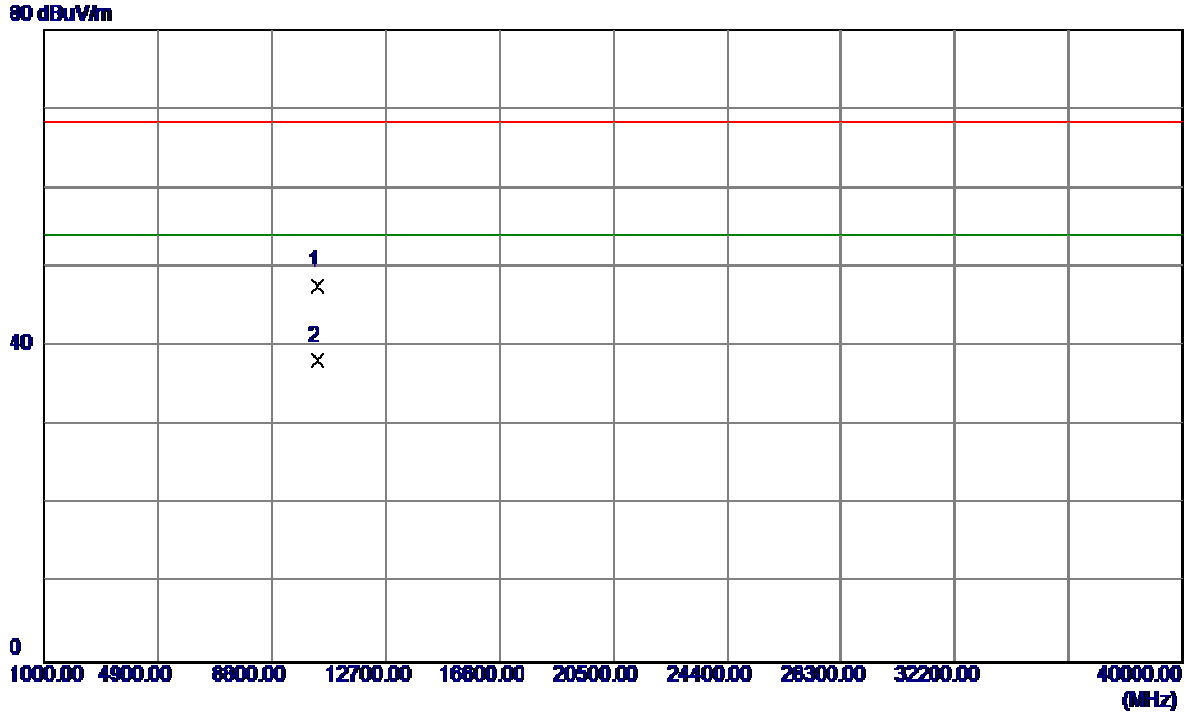

No.	Freq.	Reading Level	Correct Factor	Measure ment	Limit	Over		
	MHz	dBuV/m	dB	dBuV/m	dBuV/m	dB	Detector	Comment
1	10380.6000	36.57	11.08	47.65	68.30	-20.65	Peak	
2	10381.1500	27.08	11.08	38.16	54.00	-15.84	AVG	

Orthogonal Axis:	X
Test Mode:	UNII-1/ TX AC40 Mode 5230MHz

Vertical

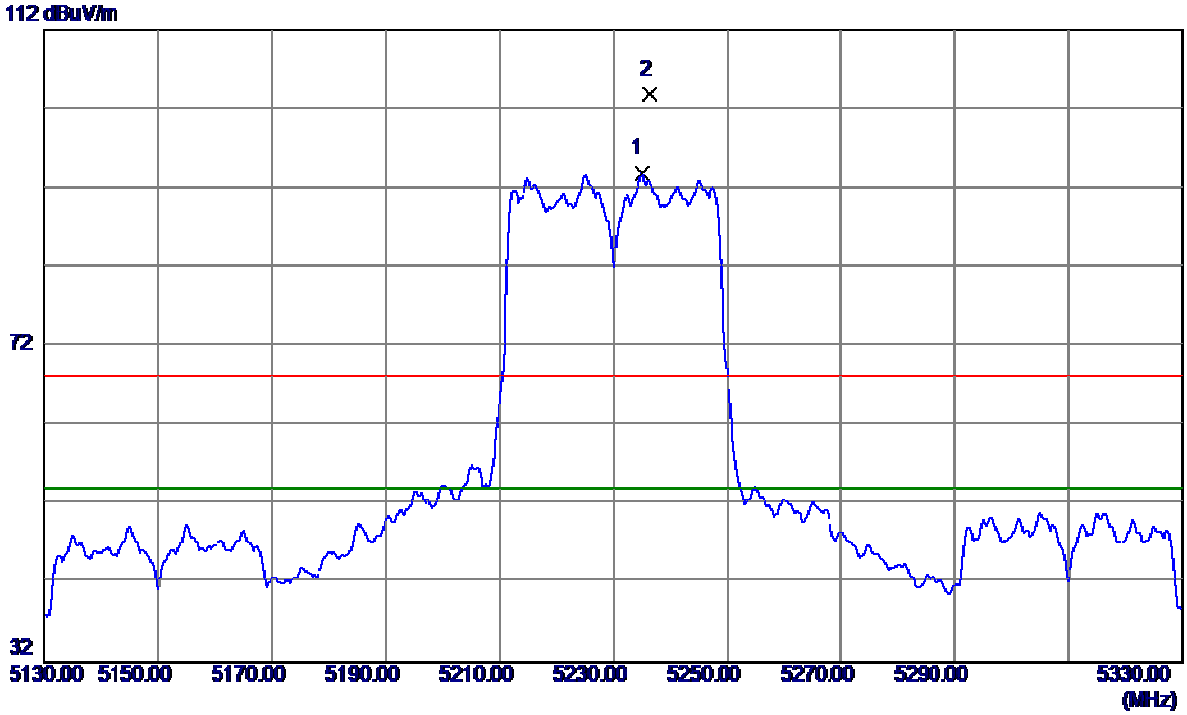

No.	Freq.	Reading Level	Correct Factor	Measure ment	Limit	Over		
	MHz	dBuV/m	dB	dBuV/m	dBuV/m	dB	Detector	Comment
1	5235.0000	54.58	39.28	93.86	54.00	39.86	AVG	NO LIMIT
2	5236.4000	64.60	39.28	103.88	68.30	35.58	Peak	NO LIMIT

Orthogonal Axis:	X
Test Mode:	UNII-1/ TX AC40 Mode 5230MHz

Vertical

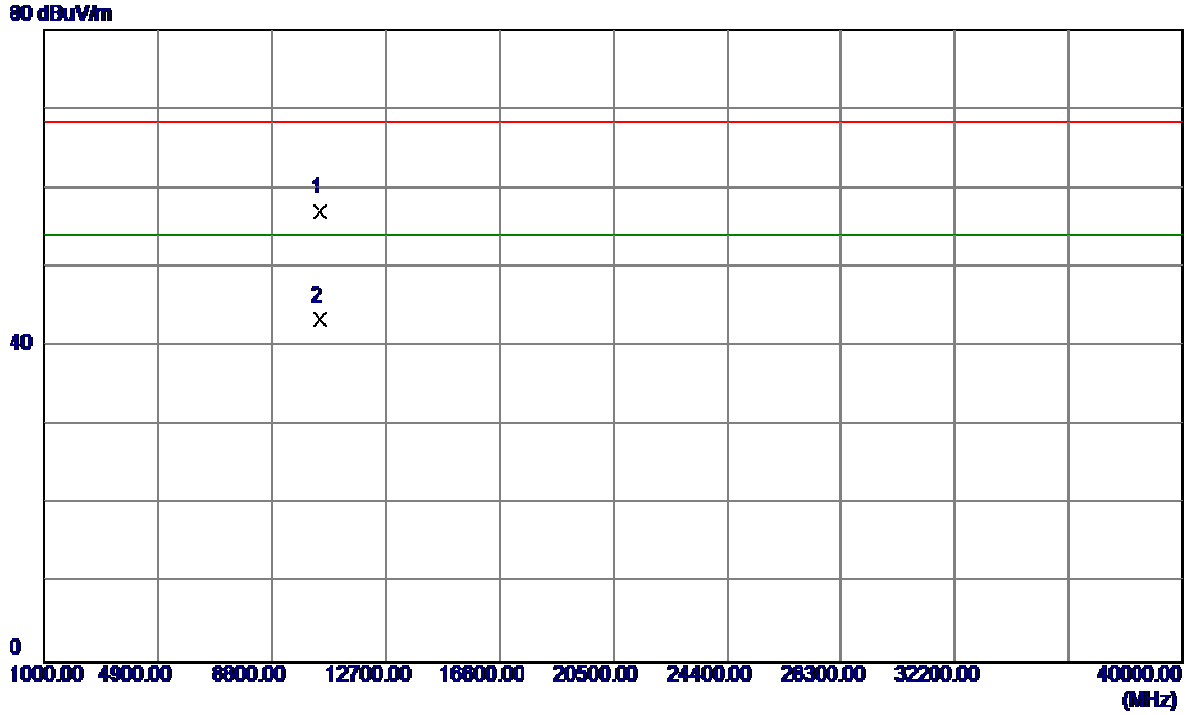

No.	Freq.	Reading Level	Correct Factor	Measure ment	Limit	Over		
	MHz	dBuV/m	dB	dBuV/m	dBuV/m	dB	Detector	Comment
1	10460.0500	46.02	10.97	56.99	68.30	-11.31	Peak	
2	10461.0000	32.32	10.96	43.28	54.00	-10.72	AVG	

Orthogonal Axis:	X
Test Mode:	UNII-1/ TX AC40 Mode 5230MHz

Horizontal

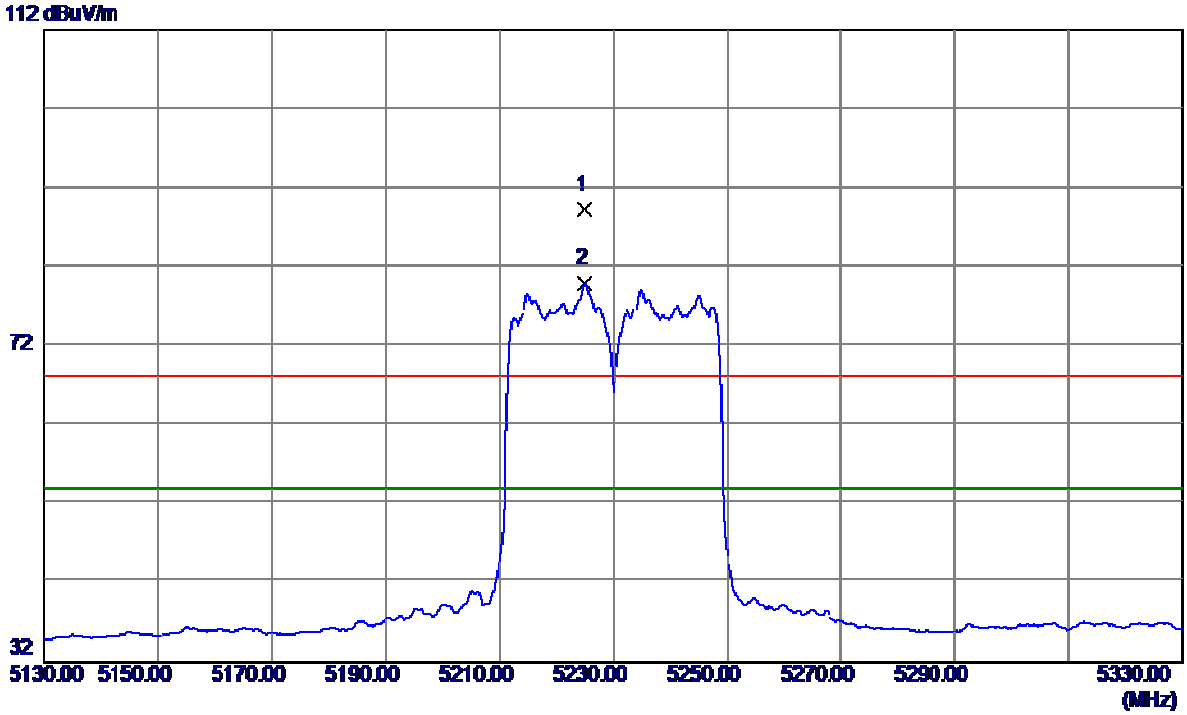

No.	Freq.	Reading Level	Correct Factor	Measure ment	Limit	Over		
	MHz	dBuV/m	dB	dBuV/m	dBuV/m	dB	Detector	Comment
1	5225.0000	50.10	39.25	89.35	68.30	21.05	Peak	NO LIMIT
2	5225.0000	40.69	39.25	79.94	54.00	25.94	AVG	NO LIMIT

Orthogonal Axis:	X
Test Mode:	UNII-1/ TX AC40 Mode 5230MHz

Horizontal

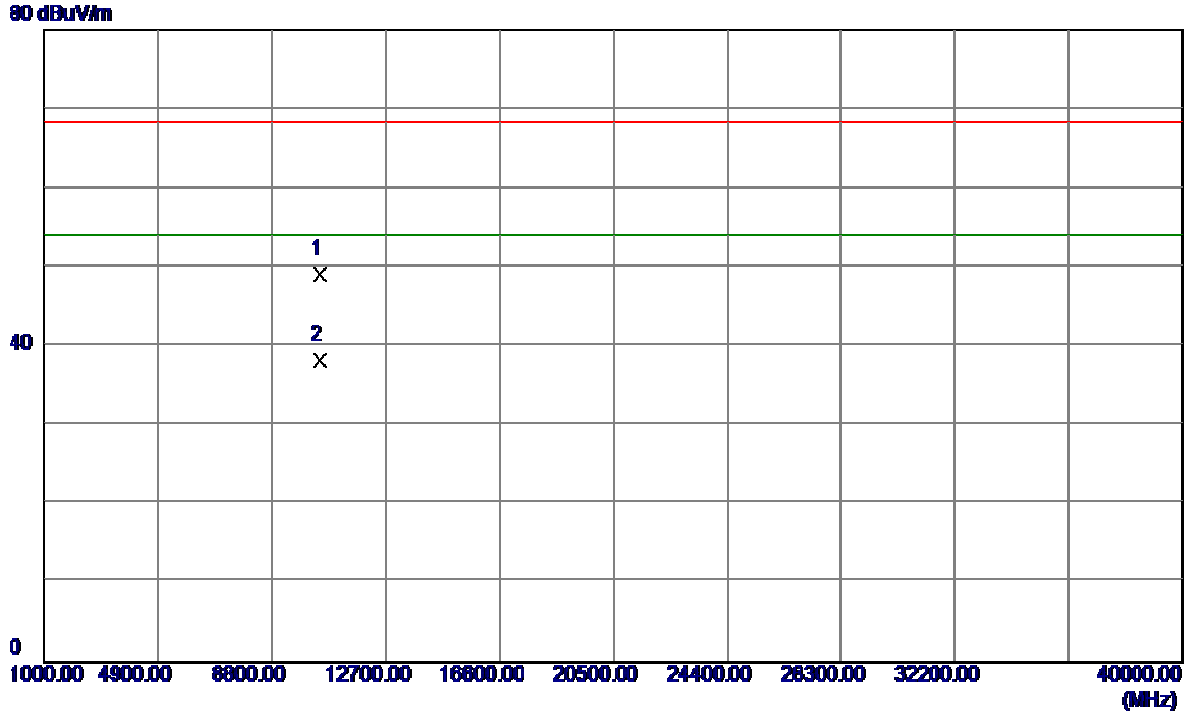

No.	Freq.	Reading Level	Correct Factor	Measure ment	Limit	Over		
	MHz	dBuV/m	dB	dBuV/m	dBuV/m	dB	Detector	Comment
1	10461.1500	38.10	10.96	49.06	68.30	-19.24	Peak	
2	10461.2000	27.25	10.96	38.21	54.00	-15.79	AVG	

Orthogonal Axis:	X
Test Mode:	UNII-1/ TX AC80 Mode 5210MHz

Vertical

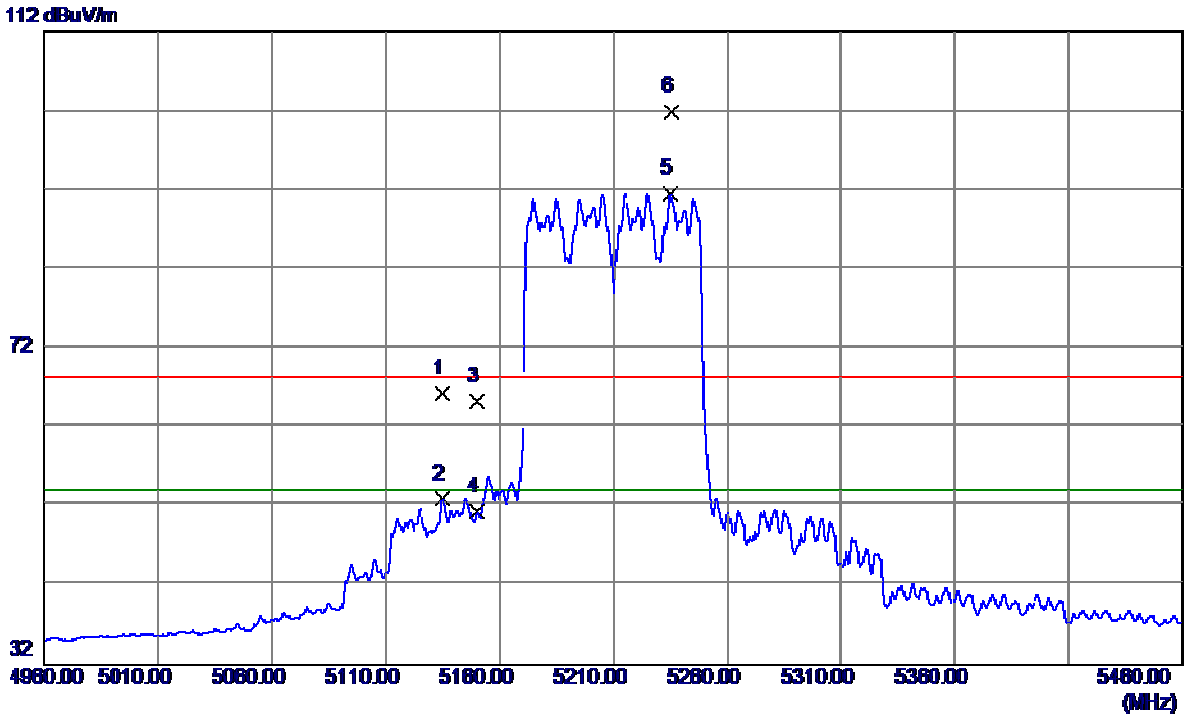

No.	Freq.	Reading Level	Correct Factor	Measure ment	Limit	Over		
	MHz	dBuV/m	dB	dBuV/m	dBuV/m	dB	Detector	Comment
1	5135.0000	27.30	38.95	66.25	68.30	-2.05	Peak	
2	5135.0000	14.07	38.95	53.02	54.00	-0.98	AVG	
3	5150.0000	26.27	39.00	65.27	68.30	-3.03	Peak	
4	5150.0000	12.30	39.00	51.30	54.00	-2.70	AVG	
5	5235.0000	52.27	39.28	91.55	54.00	37.55	AVG	NO LIMIT
6	5235.5000	62.57	39.28	101.85	68.30	33.55	Peak	NO LIMIT

Orthogonal Axis:	X
Test Mode:	UNII-1/ TX AC80 Mode 5210MHz

Vertical

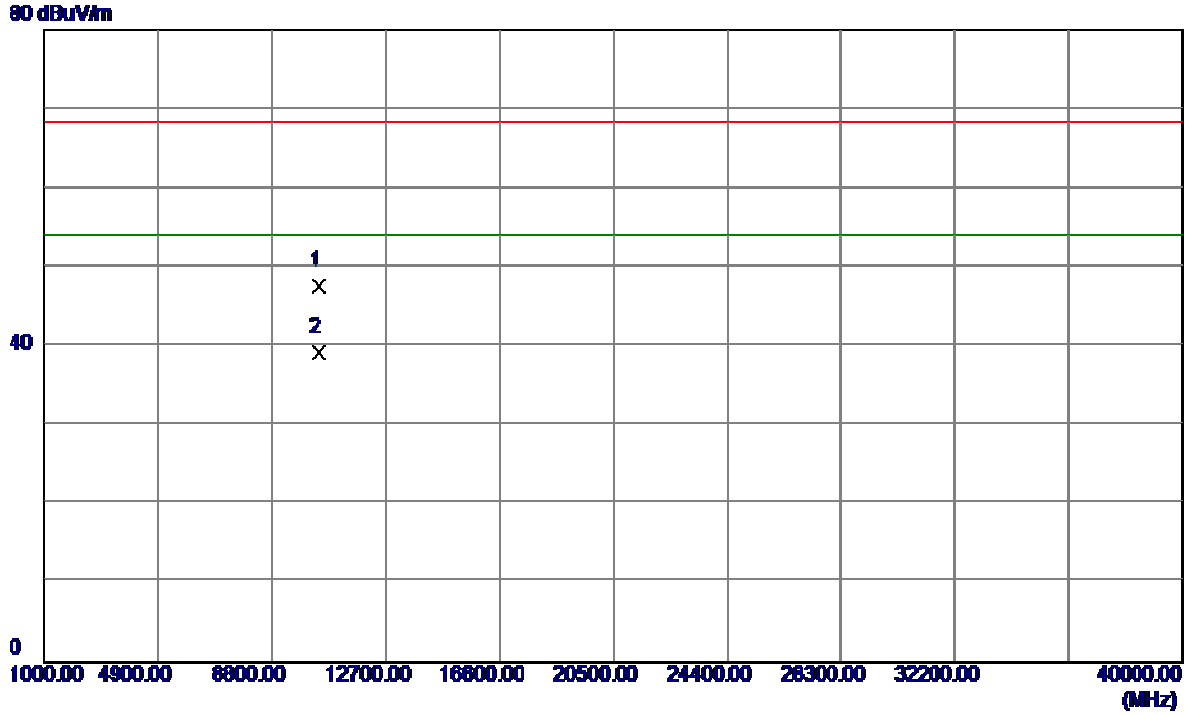

No.	Freq.	Reading Level	Correct Factor	Measure ment	Limit	Over		
	MHz	dBuV/m	dB	dBuV/m	dBuV/m	dB	Detector	Comment
1	10419.9500	36.63	11.02	47.65	68.30	-20.65	Peak	
2	10419.9500	28.14	11.02	39.16	54.00	-14.84	AVG	

Orthogonal Axis:	X
Test Mode:	UNII-1/ TX AC80 Mode 5210MHz

Horizontal

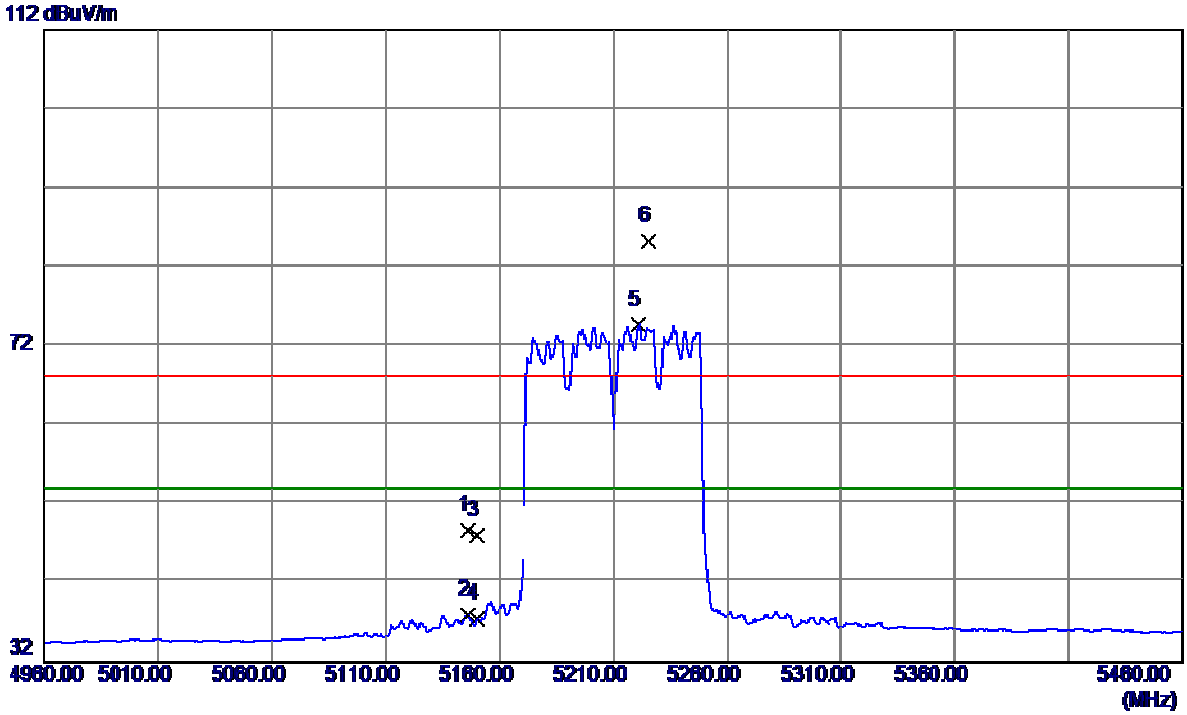

No.	Freq.	Reading Level	Correct Factor	Measure ment	Limit	Over		
	MHz	dBuV/m	dB	dBuV/m	dBuV/m	dB	Detector	Comment
1	5146.0000	9.79	38.98	48.77	68.30	-19.53	Peak	
2	5146.0000	-0.92	38.98	38.06	54.00	-15.94	AVG	
3	5150.0000	9.18	39.00	48.18	68.30	-20.12	Peak	
4	5150.0000	-1.45	39.00	37.55	54.00	-16.45	AVG	
5	5221.0000	35.54	39.23	74.77	54.00	20.77	AVG	NO LIMIT
6	5225.5000	46.06	39.25	85.31	68.30	17.01	Peak	NO LIMIT

Orthogonal Axis:	X
Test Mode:	UNII-1/ TX AC80 Mode 5210MHz

Horizontal

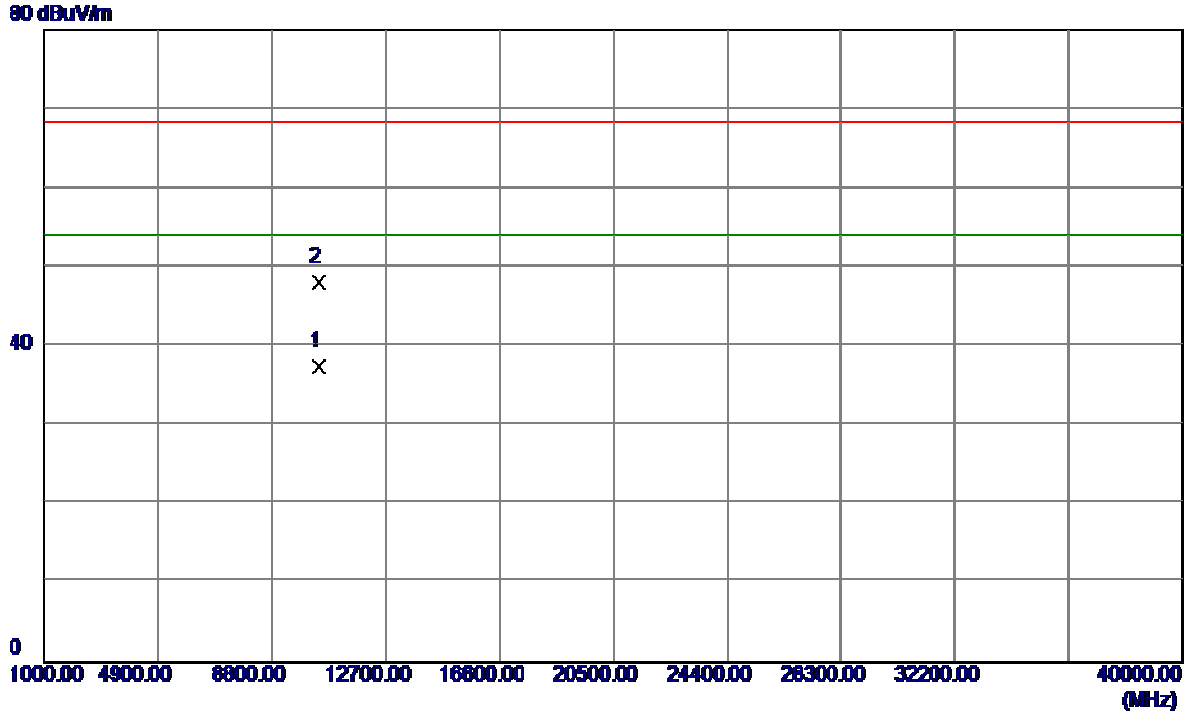

No.	Freq.	Reading Level	Correct Factor	Measure ment	Limit	Over		
	MHz	dBuV/m	dB	dBuV/m	dBuV/m	dB	Detector	Comment
1	10420.0500	26.45	11.02	37.47	54.00	-16.53	AVG	
2	10420.1000	37.19	11.02	48.21	68.30	-20.09	Peak	

Orthogonal Axis:	X
Test Mode:	UNII-3/TX AC20 Mode 5745MHz

Vertical

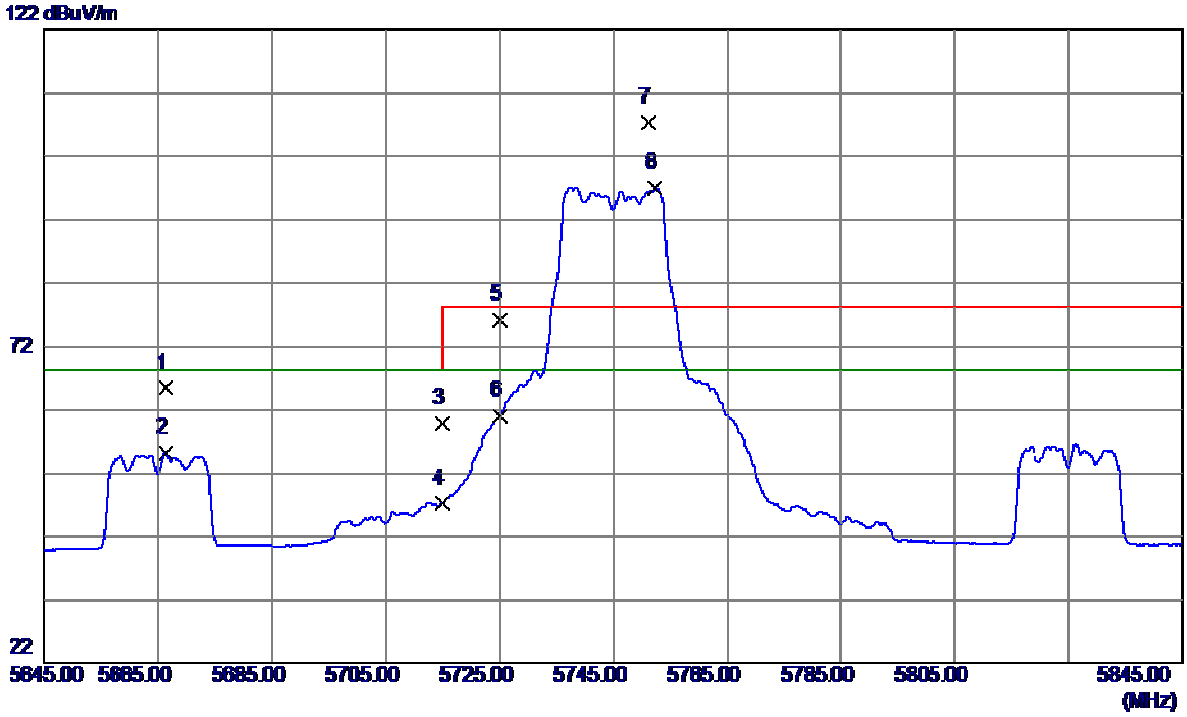

No.	Freq.	Reading Level	Correct Factor	Measure ment	Limit	Over		
	MHz	dBuV/m	dB	dBuV/m	dBuV/m	dB	Detector	Comment
1	5666.4000	24.61	40.85	65.46	68.30	-2.84	Peak	
2	5666.4000	14.35	40.85	55.20	68.30	-13.10	AVG	
3	5715.0000	18.67	41.05	59.72	68.30	-8.58	Peak	
4	5715.0000	6.23	41.05	47.28	68.30	-21.02	AVG	
5	5725.0000	35.18	41.10	76.28	78.30	-2.02	Peak	
6	5725.0000	19.99	41.10	61.09	68.30	-7.21	AVG	
7	5751.2000	66.25	41.20	107.45	78.30	29.15	Peak	NO LIMIT
8	5752.4000	55.82	41.21	97.03	68.30	28.73	AVG	NO LIMIT

Orthogonal Axis:	X
Test Mode:	UNII-3/TX AC20 Mode 5745MHz

Vertical

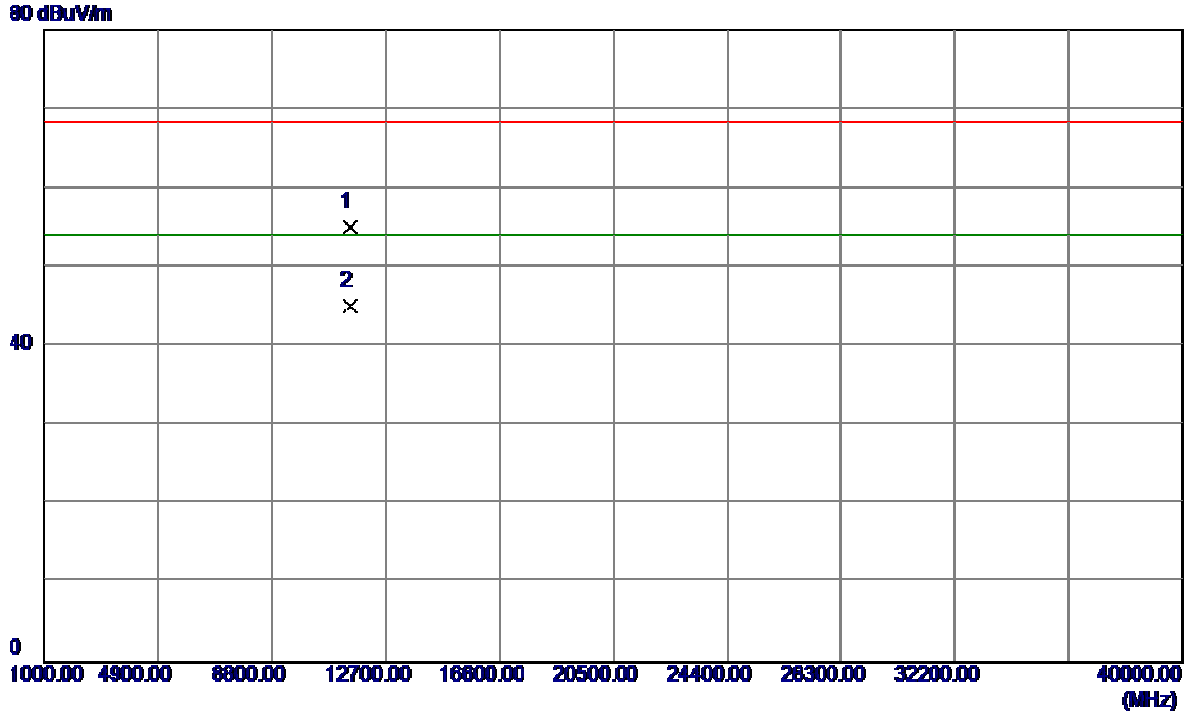

No.	Freq.	Reading Level	Correct Factor	Measure ment	Limit	Over		
	MHz	dBuV/m	dB	dBuV/m	dBuV/m	dB	Detector	Comment
1	11488.7500	42.09	12.90	54.99	68.30	-13.31	Peak	
2	11488.7500	32.19	12.90	45.09	54.00	-8.91	AVG	

Orthogonal Axis:	X
Test Mode:	UNII-3/TX AC20 Mode 5745MHz

Horizontal

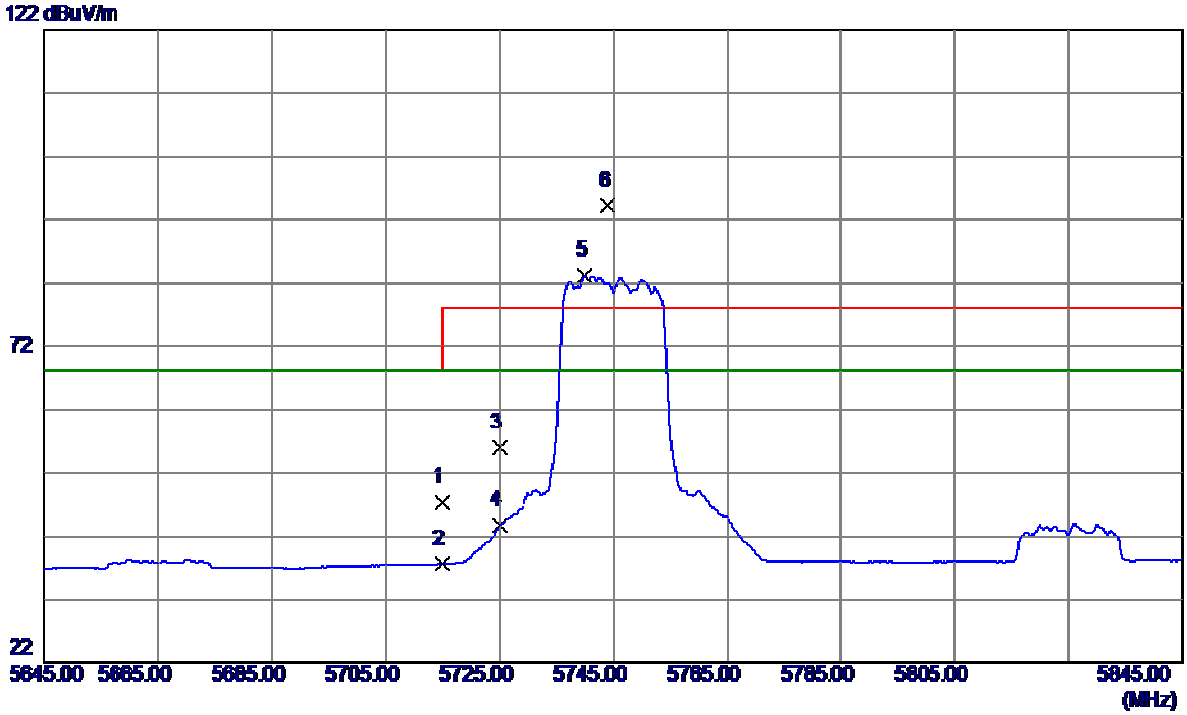

No.	Freq.	Reading Level	Correct Factor	Measure ment	Limit	Over		
	MHz	dBuV/m	dB	dBuV/m	dBuV/m	dB	Detector	Comment
1	5715.0000	6.37	41.05	47.42	68.30	-20.88	Peak	
2	5715.0000	-3.48	41.05	37.57	68.30	-30.73	AVG	
3	5725.0000	14.93	41.10	56.03	78.30	-22.27	Peak	
4	5725.0000	2.74	41.10	43.84	68.30	-24.46	AVG	
5	5740.0000	42.07	41.16	83.23	68.30	14.93	AVG	NO LIMIT
6	5744.0000	53.10	41.17	94.27	78.30	15.97	Peak	NO LIMIT

Orthogonal Axis:	X
Test Mode:	UNII-3/TX AC20 Mode 5745MHz

Horizontal

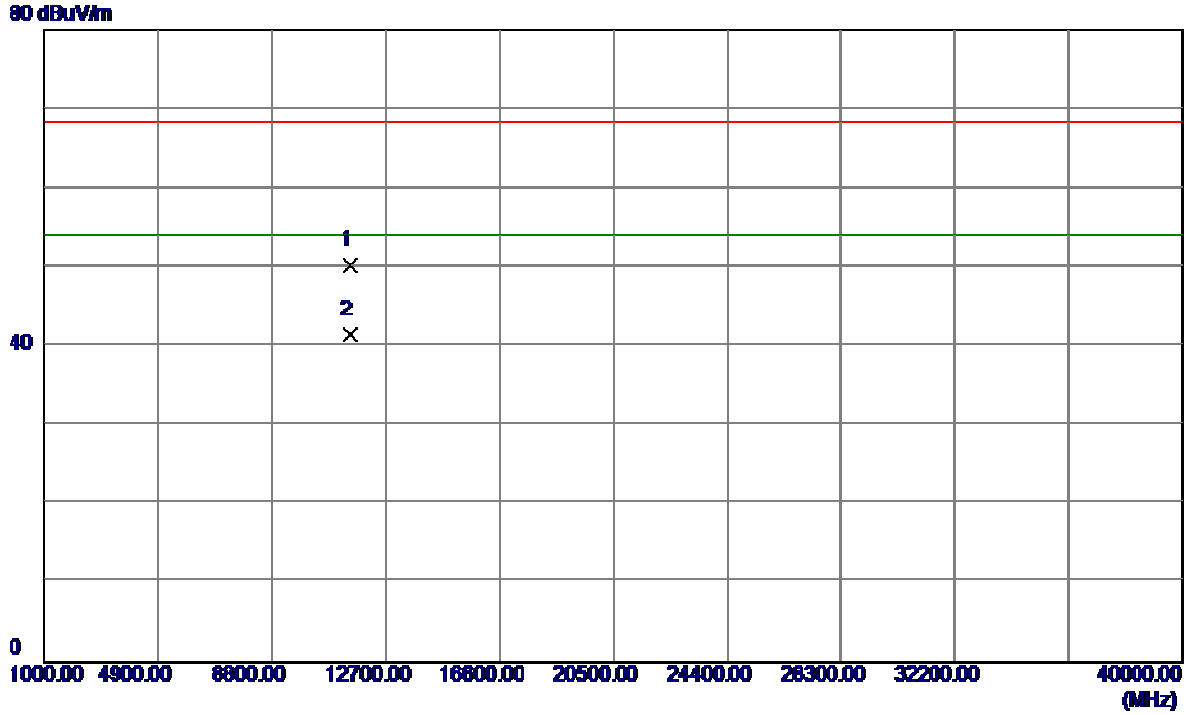

No.	Freq.	Reading Level	Correct Factor	Measure ment	Limit	Over		
	MHz	dBuV/m	dB	dBuV/m	dBuV/m	dB	Detector	Comment
1	11491.2000	37.31	12.91	50.22	68.30	-18.08	Peak	
2	11491.2000	28.46	12.91	41.37	54.00	-12.63	AVG	

Orthogonal Axis:	X
Test Mode:	UNII-3/TX AC20 Mode 5785MHz

Vertical

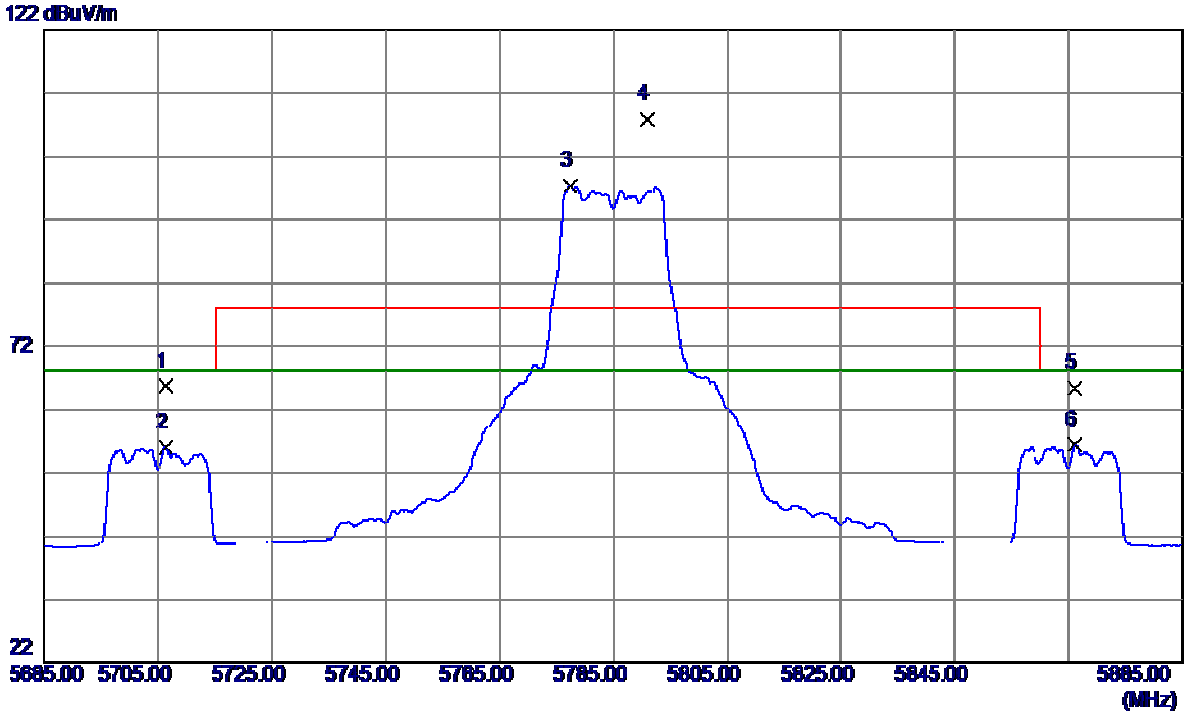

No.	Freq.	Reading Level	Correct Factor	Measure ment	Limit	Over		
	MHz	dBuV/m	dB	dBuV/m	dBuV/m	dB	Detector	Comment
1	5706.4000	24.68	41.02	65.70	68.30	-2.60	Peak	NO LIMIT
2	5706.4000	14.91	41.02	55.93	68.30	-12.37	AVG	NO LIMIT
3	5777.4000	56.00	41.31	97.31	68.30	29.01	AVG	
4	5791.0000	66.52	41.37	107.89	78.30	29.59	Peak	
5	5866.2000	23.71	41.68	65.39	68.30	-2.91	Peak	
6	5866.2000	14.64	41.68	56.32	68.30	-11.98	AVG	

Orthogonal Axis:	X
Test Mode:	UNII-3/TX AC20 Mode 5785MHz

Vertical

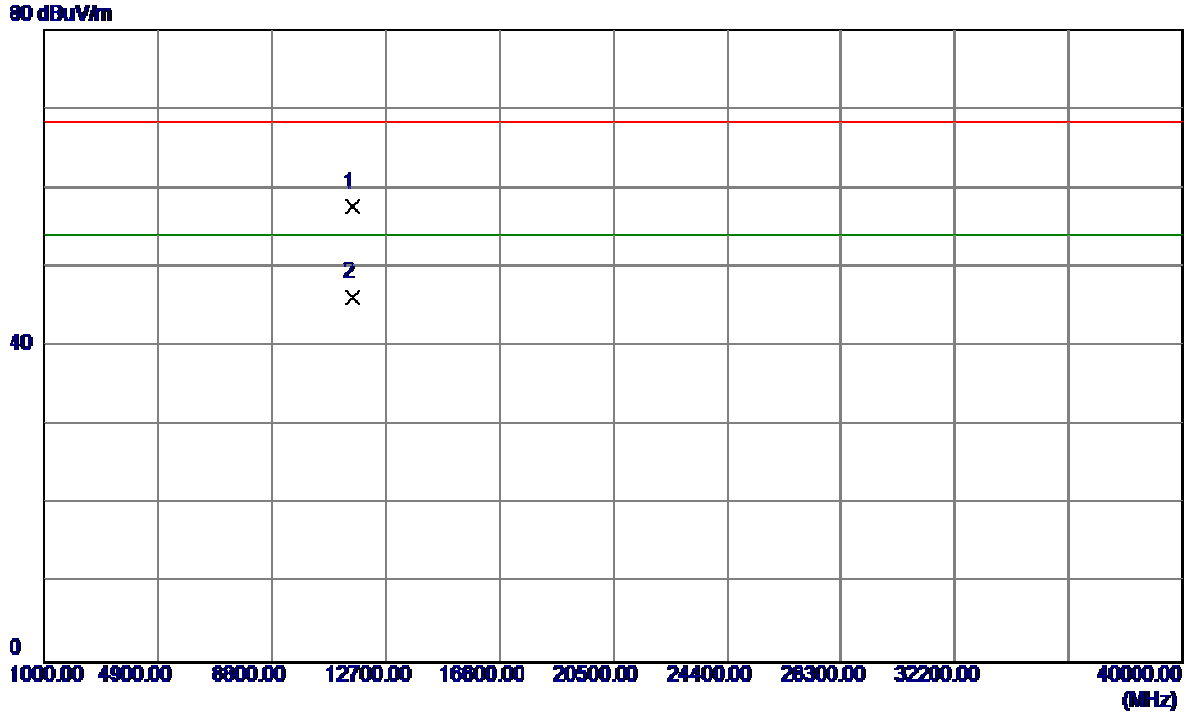

No.	Freq.	Reading Level	Correct Factor	Measure ment	Limit	Over		
	MHz	dBuV/m	dB	dBuV/m	dBuV/m	dB	Detector	Comment
1	11568.6500	44.69	12.89	57.58	68.30	-10.72	Peak	
2	11568.8000	33.41	12.89	46.30	54.00	-7.70	AVG	

Orthogonal Axis:	X
Test Mode:	UNII-3/TX AC20 Mode 5785MHz

Horizontal

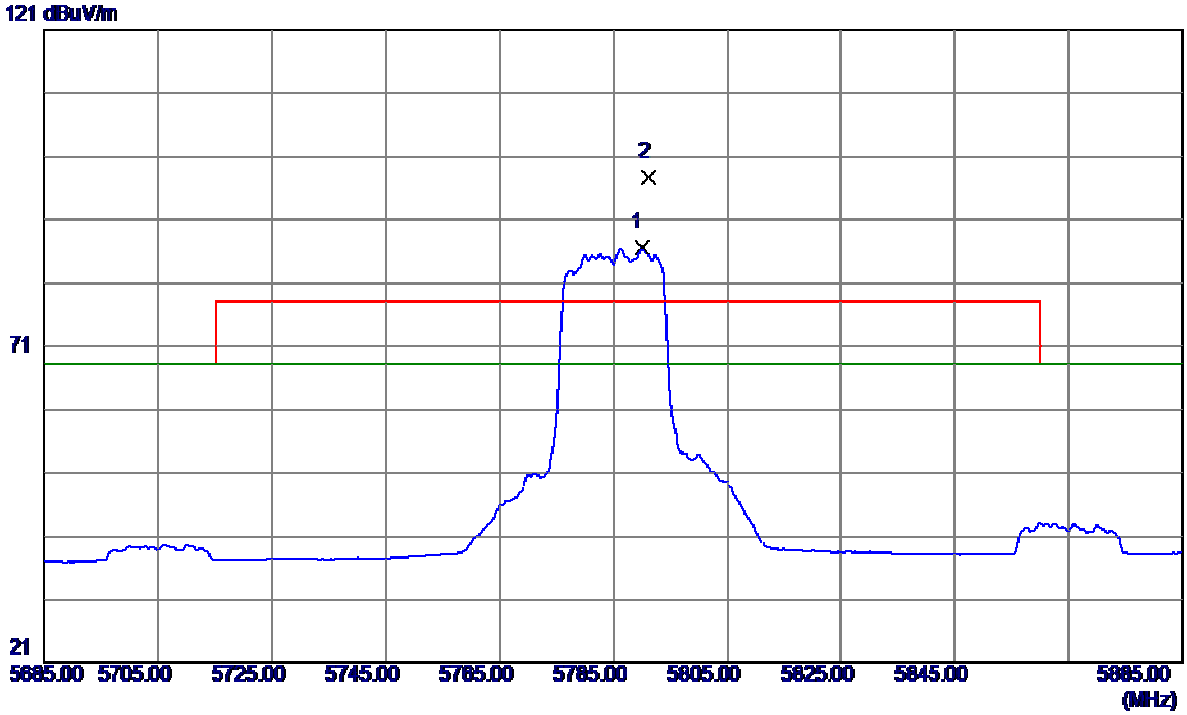

No.	Freq.	Reading Level	Correct Factor	Measure ment	Limit	Over		
	MHz	dBuV/m	dB	dBuV/m	dBuV/m	dB	Detector	Comment
1	5790.0000	45.18	41.37	86.55	68.30	18.25	AVG	NO LIMIT
2	5791.2000	56.48	41.37	97.85	78.30	19.55	Peak	NO LIMIT

Orthogonal Axis:	X
Test Mode:	UNII-3/TX AC20 Mode 5785MHz

Horizontal

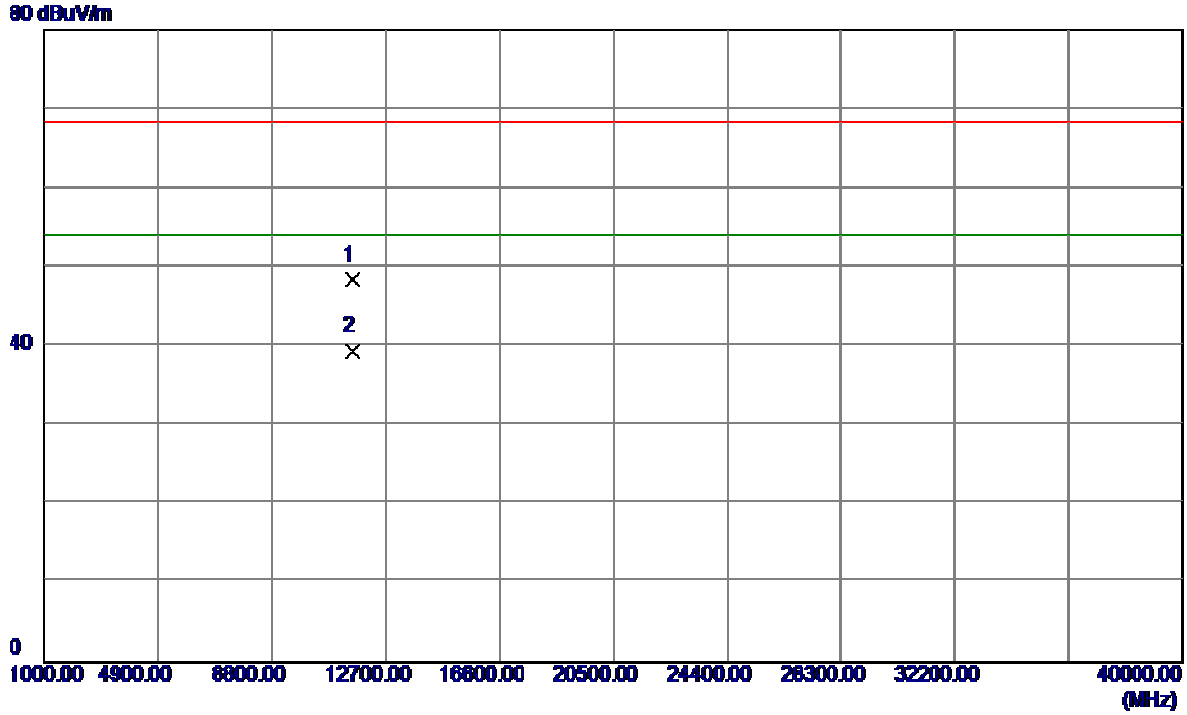

No.	Freq.	Reading Level	Correct Factor	Measure ment	Limit	Over		
	MHz	dBuV/m	dB	dBuV/m	dBuV/m	dB	Detector	Comment
1	11571.2000	35.51	12.89	48.40	68.30	-19.90	Peak	
2	11571.2000	26.54	12.89	39.43	54.00	-14.57	AVG	

Orthogonal Axis:	X
Test Mode:	UNII-3/TX AC20 Mode 5825MHz

Vertical

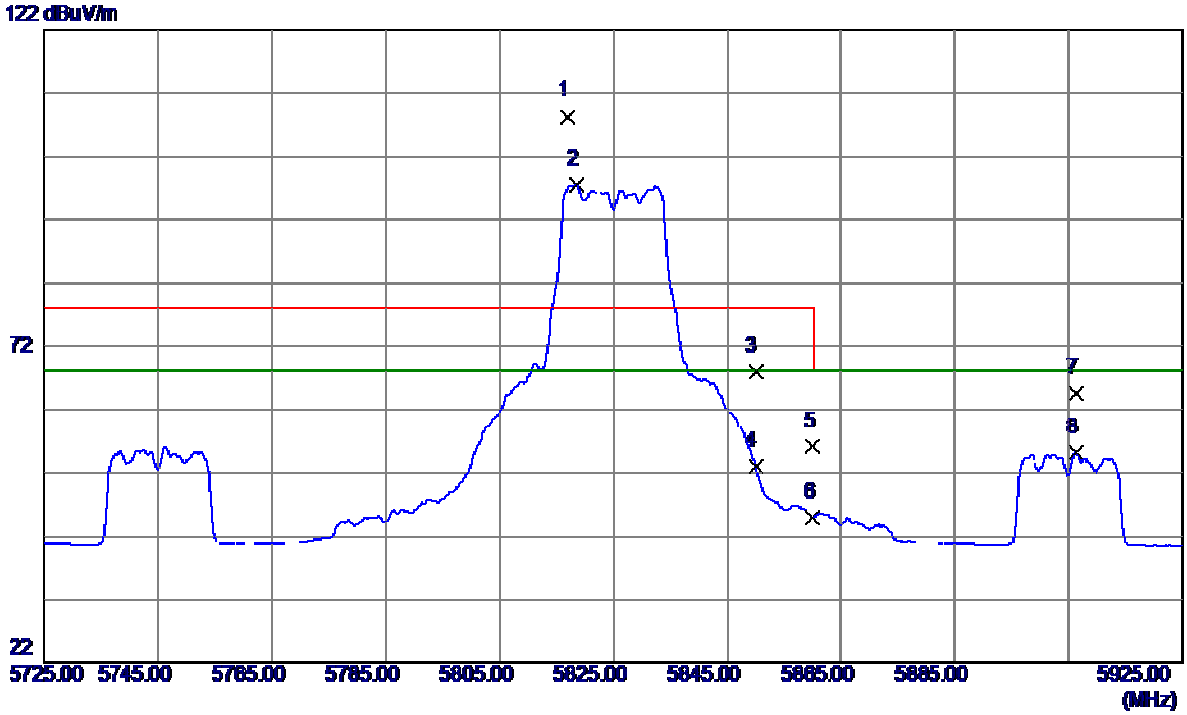

No.	Freq.	Reading Level	Correct Factor	Measure ment	Limit	Over		
	MHz	dBuV/m	dB	dBuV/m	dBuV/m	dB	Detector	Comment
1	5817.0000	66.82	41.48	108.30	78.30	30.00	Peak	NO LIMIT
2	5818.6000	56.02	41.49	97.51	68.30	29.21	AVG	NO LIMIT
3	5850.0000	26.44	41.62	68.06	78.30	-10.24	Peak	
4	5850.0000	11.46	41.62	53.08	68.30	-15.22	AVG	
5	5860.0000	14.57	41.66	56.23	78.30	-22.07	Peak	
6	5860.0000	3.39	41.66	45.05	68.30	-23.25	AVG	
7	5906.4000	22.76	41.85	64.61	68.30	-3.69	Peak	
8	5906.4000	13.38	41.85	55.23	68.30	-13.07	AVG	

Orthogonal Axis:	X
Test Mode:	UNII-3/TX AC20 Mode 5825MHz

Vertical

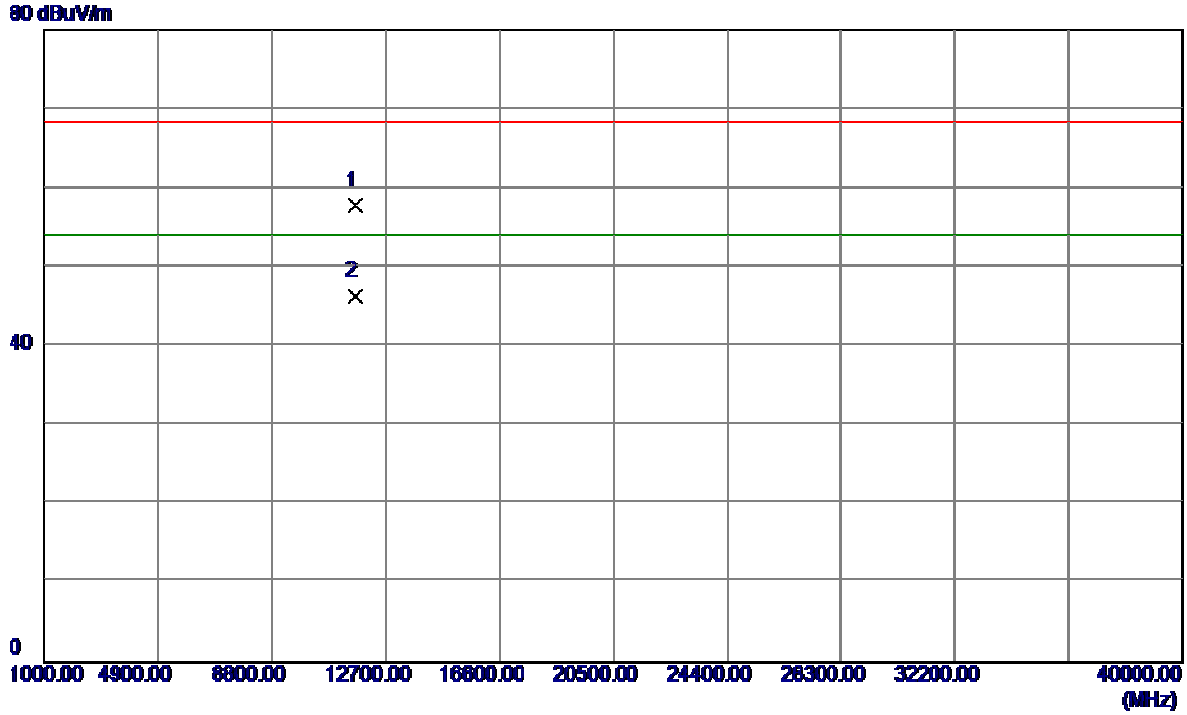

No.	Freq.	Reading Level	Correct Factor	Measure ment	Limit	Over		
	MHz	dBuV/m	dB	dBuV/m	dBuV/m	dB	Detector	Comment
1	11648.7500	44.88	12.84	57.72	68.30	-10.58	Peak	
2	11648.8000	33.53	12.84	46.37	54.00	-7.63	AVG	

Orthogonal Axis:	X
Test Mode:	UNII-3/TX AC20 Mode 5825MHz

Horizontal

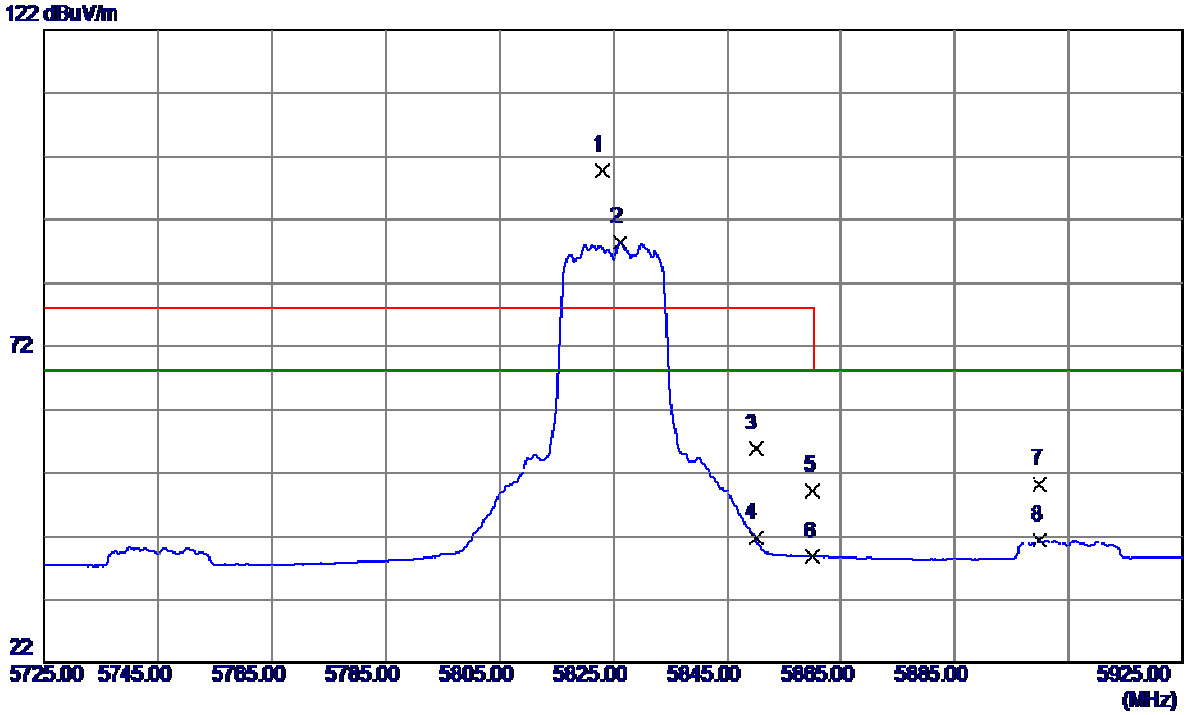

No.	Freq.	Reading Level	Correct Factor	Measure ment	Limit	Over		
	MHz	dBuV/m	dB	dBuV/m	dBuV/m	dB	Detector	Comment
1	5823.0000	58.22	41.50	99.72	78.30	21.42	Peak	NO LIMIT
2	5826.2000	46.91	41.52	88.43	68.30	20.13	AVG	NO LIMIT
3	5850.0000	14.17	41.62	55.79	78.30	-22.51	Peak	
4	5850.0000	0.15	41.62	41.77	68.30	-26.53	AVG	
5	5860.0000	7.47	41.66	49.13	78.30	-29.17	Peak	
6	5860.0000	-2.84	41.66	38.82	68.30	-29.48	AVG	
7	5900.0000	8.43	41.82	50.25	68.30	-18.05	Peak	
8	5900.0000	-0.35	41.82	41.47	68.30	-26.83	AVG	

Orthogonal Axis:	X
Test Mode:	UNII-3/TX AC20 Mode 5825MHz

Horizontal

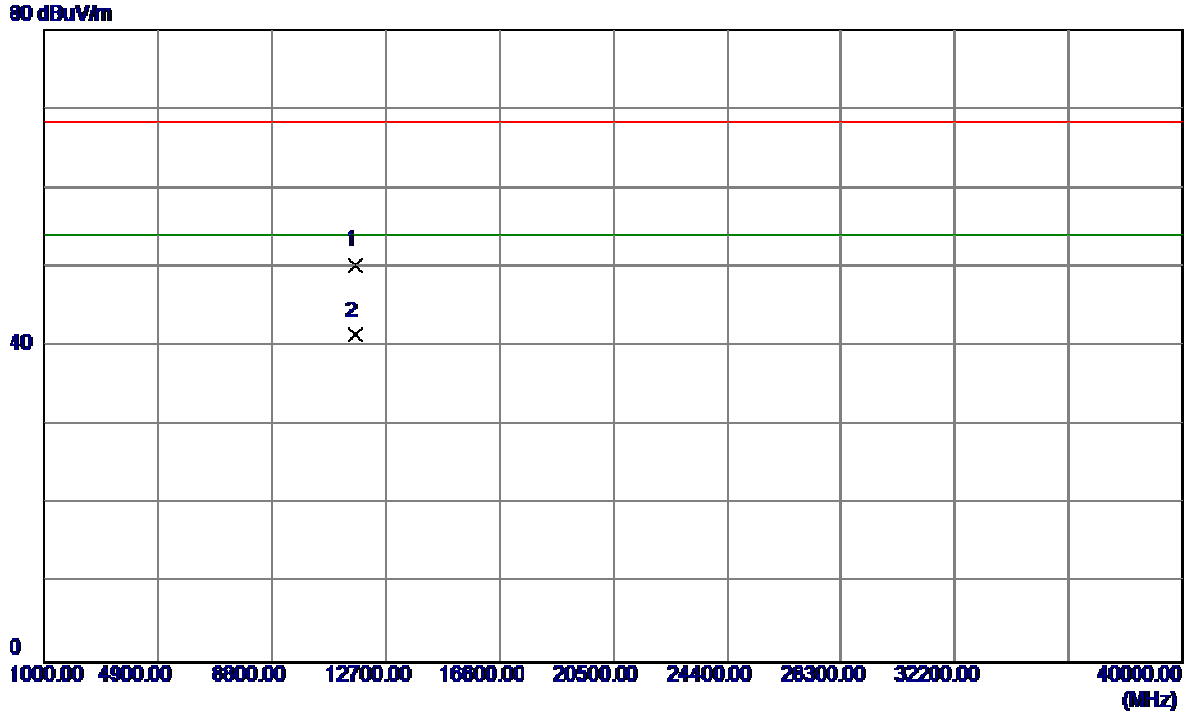

No.	Freq.	Reading Level	Correct Factor	Measure ment	Limit	Over		
	MHz	dBuV/m	dB	dBuV/m	dBuV/m	dB	Detector	Comment
1	11651.2000	37.40	12.84	50.24	68.30	-18.06	Peak	
2	11651.2000	28.52	12.84	41.36	54.00	-12.64	AVG	

Orthogonal Axis:	X
Test Mode:	UNII-3/TX AC40 Mode 5755MHz

Vertical

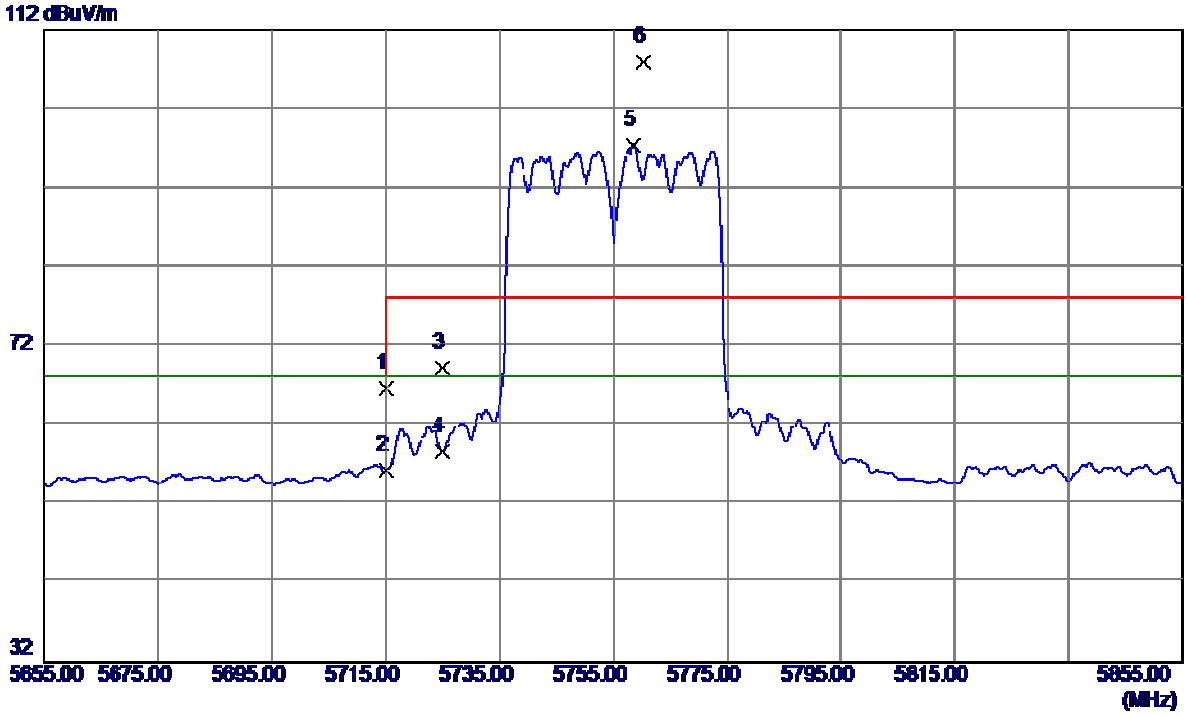

No.	Freq.	Reading Level	Correct Factor	Measure ment	Limit	Over		
	MHz	dBuV/m	dB	dBuV/m	dBuV/m	dB	Detector	Comment
1	5715.0000	25.65	41.05	66.70	68.30	-1.60	Peak	
2	5715.0000	15.25	41.05	56.30	68.30	-12.00	AVG	
3	5725.0000	28.17	41.10	69.27	78.30	-9.03	Peak	
4	5725.0000	17.63	41.10	58.73	68.30	-9.57	AVG	
5	5758.6000	56.16	41.24	97.40	68.30	29.10	AVG	NO LIMIT
6	5760.4000	66.71	41.24	107.95	78.30	29.65	Peak	NO LIMIT

Orthogonal Axis:	X
Test Mode:	UNII-3/TX AC40 Mode 5755MHz

Vertical

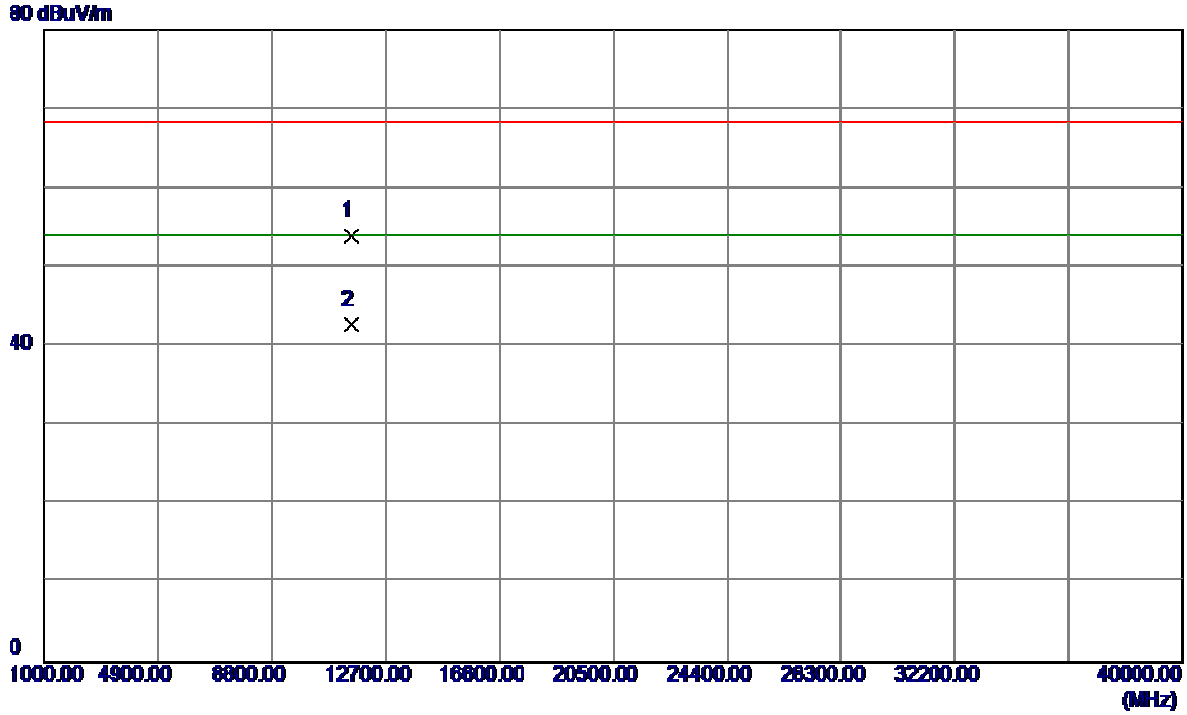

No.	Freq.	Reading Level	Correct Factor	Measure ment	Limit	Over		
	MHz	dBuV/m	dB	dBuV/m	dBuV/m	dB	Detector	Comment
1	11508.7000	41.06	12.93	53.99	68.30	-14.31	Peak	
2	11508.7000	29.85	12.93	42.78	54.00	-11.22	AVG	

Orthogonal Axis:	X
Test Mode:	UNII-3/TX AC40 Mode 5755MHz

Horizontal

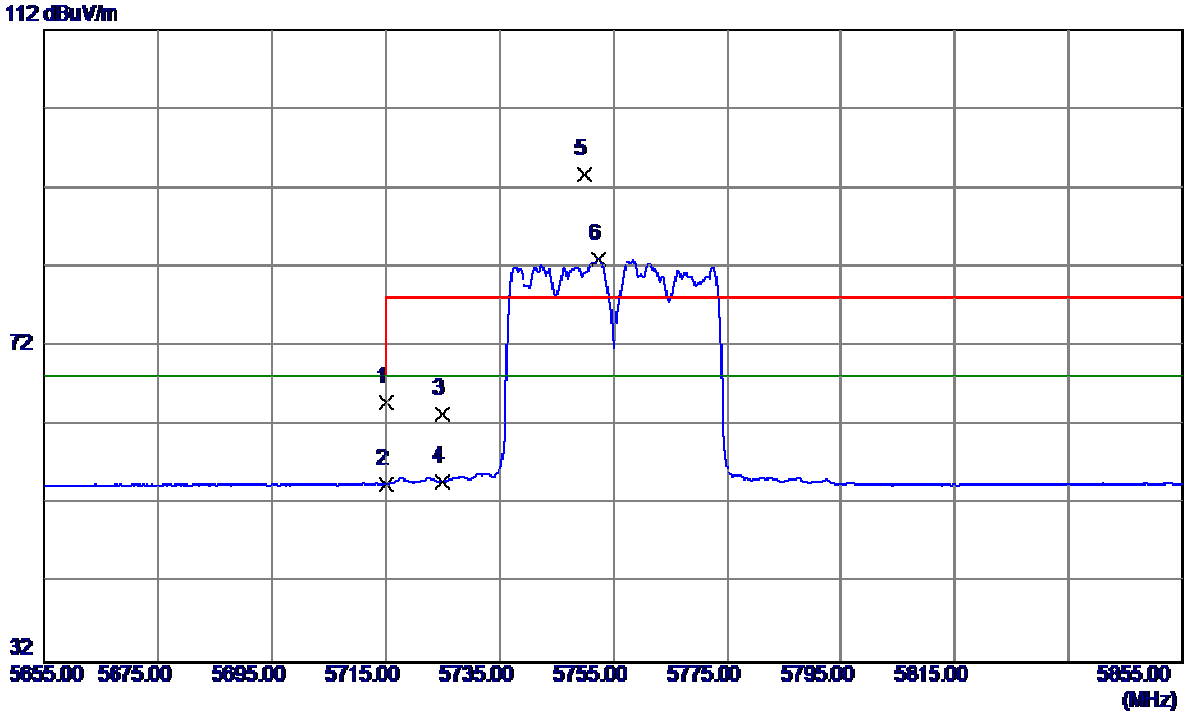

No.	Freq.	Reading Level	Correct Factor	Measure ment	Limit	Over		
	MHz	dBuV/m	dB	dBuV/m	dBuV/m	dB	Detector	Comment
1	5715.0000	23.90	41.05	64.95	68.30	-3.35	Peak	
2	5715.0000	13.57	41.05	54.62	68.30	-13.68	AVG	
3	5725.0000	22.40	41.10	63.50	78.30	-14.80	Peak	
4	5725.0000	13.78	41.10	54.88	68.30	-13.42	AVG	
5	5749.8000	52.48	41.20	93.68	78.30	15.38	Peak	NO LIMIT
6	5752.4000	41.87	41.21	83.08	68.30	14.78	AVG	NO LIMIT

Orthogonal Axis:	X
Test Mode:	UNII-3/TX AC40 Mode 5755MHz

Horizontal

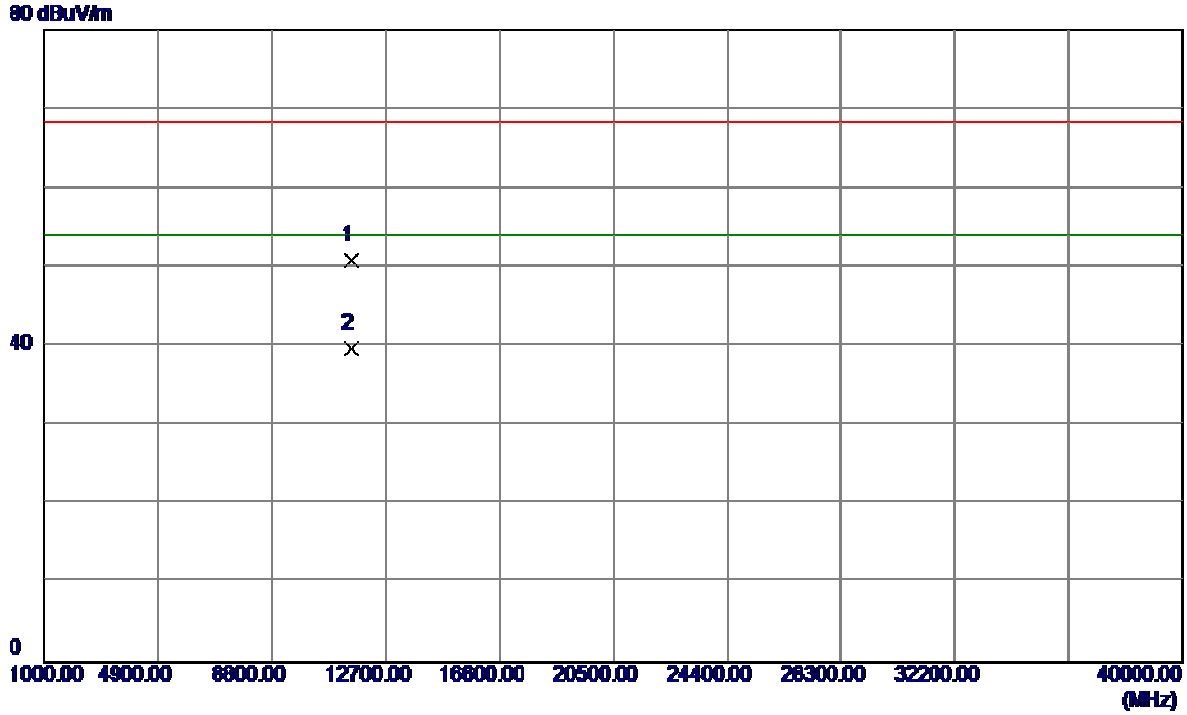

No.	Freq.	Reading Level	Correct Factor	Measure ment	Limit	Over		
	MHz	dBuV/m	dB	dBuV/m	dBuV/m	dB	Detector	Comment
1	11510.6500	37.92	12.93	50.85	68.30	-17.45	Peak	
2	11511.1000	26.81	12.93	39.74	54.00	-14.26	AVG	

Orthogonal Axis:	X
Test Mode:	UNII-3/TX AC40 Mode 5795MHz

Vertical

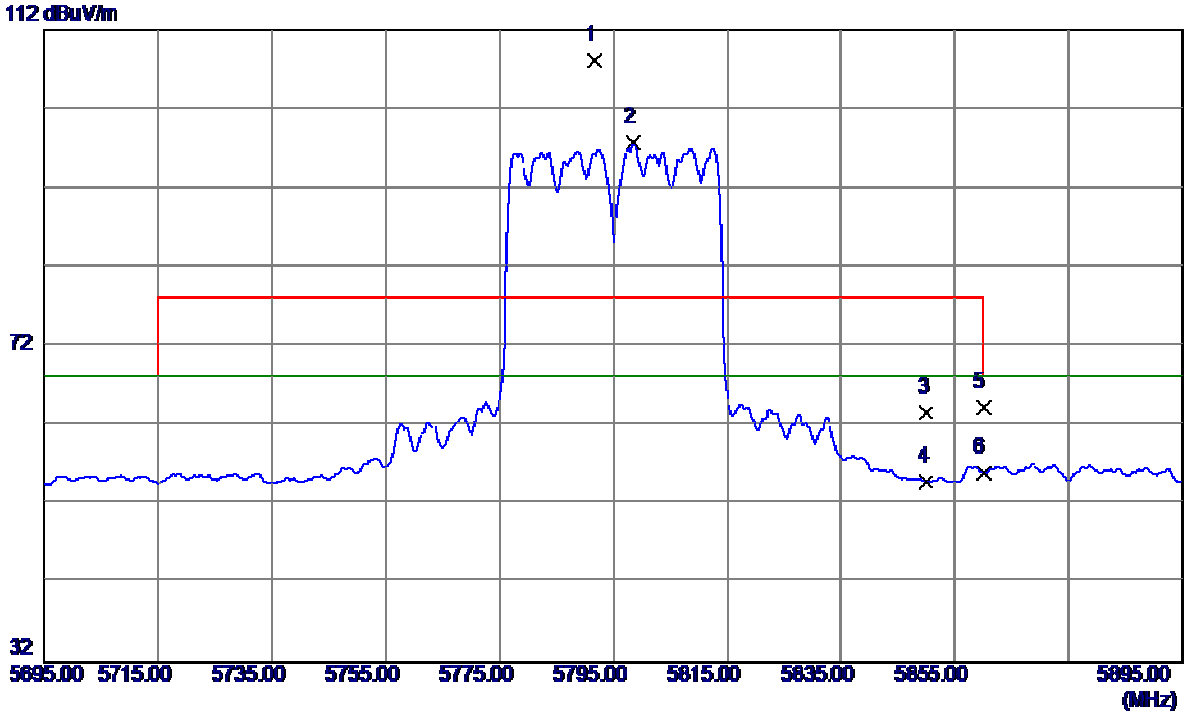

No.	Freq.	Reading Level	Correct Factor	Measure ment	Limit	Over		
	MHz	dBuV/m	dB	dBuV/m	dBuV/m	dB	Detector	Comment
1	5791.6000	66.87	41.37	108.24	78.30	29.94	Peak	NO LIMIT
2	5798.6000	56.29	41.40	97.69	68.30	29.39	AVG	NO LIMIT
3	5850.0000	21.99	41.62	63.61	78.30	-14.69	Peak	
4	5850.0000	13.28	41.62	54.90	68.30	-13.40	AVG	
5	5860.0000	22.67	41.66	64.33	78.30	-13.97	Peak	
6	5860.0000	14.40	41.66	56.06	68.30	-12.24	AVG	

Orthogonal Axis:	X
Test Mode:	UNII-3/TX AC40 Mode 5795MHz

Vertical

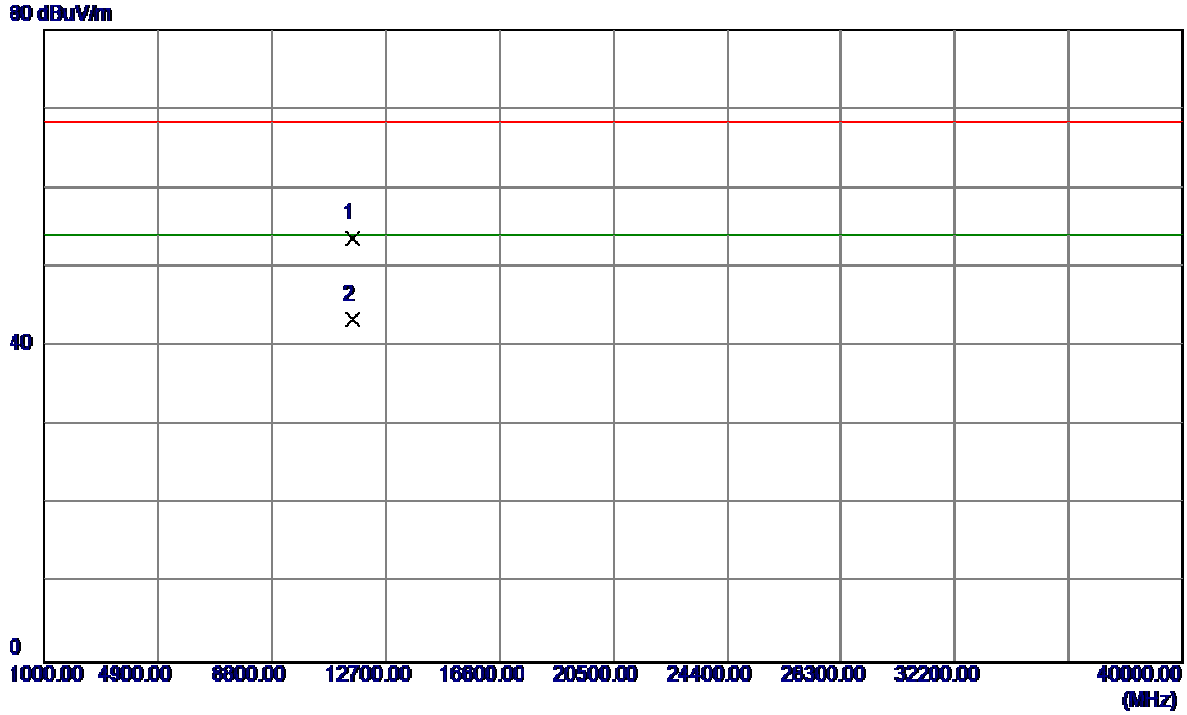

No.	Freq.	Reading Level	Correct Factor	Measure ment	Limit	Over		
	MHz	dBuV/m	dB	dBuV/m	dBuV/m	dB	Detector	Comment
1	11588.7000	40.76	12.88	53.64	68.30	-14.66	Peak	
2	11588.7000	30.47	12.88	43.35	54.00	-10.65	AVG	

Orthogonal Axis:	X
Test Mode:	UNII-3/TX AC40 Mode 5795MHz

Horizontal

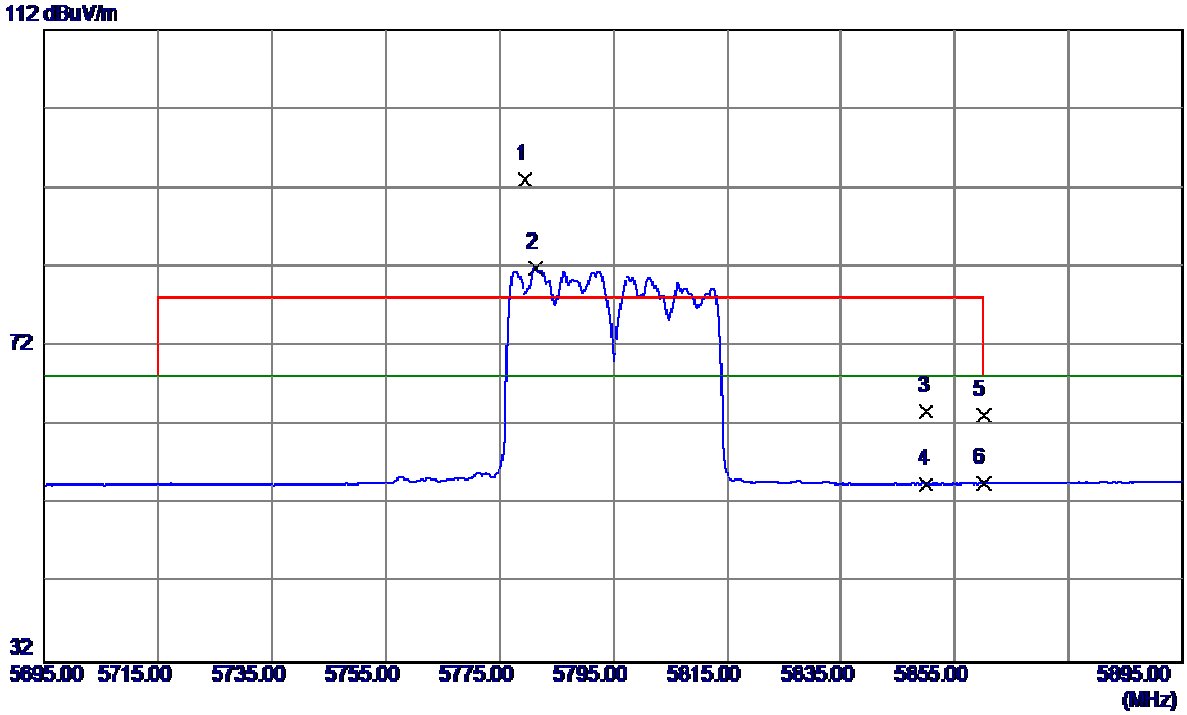

No.	Freq.	Reading Level	Correct Factor	Measure ment	Limit	Over		
	MHz	dBuV/m	dB	dBuV/m	dBuV/m	dB	Detector	Comment
1	5779.4000	51.81	41.32	93.13	78.30	14.83	Peak	NO LIMIT
2	5781.4000	40.66	41.33	81.99	68.30	13.69	AVG	NO LIMIT
3	5850.0000	22.19	41.62	63.81	78.30	-14.49	Peak	
4	5850.0000	13.01	41.62	54.63	68.30	-13.67	AVG	
5	5860.0000	21.68	41.66	63.34	78.30	-14.96	Peak	
6	5860.0000	12.99	41.66	54.65	68.30	-13.65	AVG	

Orthogonal Axis:	X
Test Mode:	UNII-3/TX AC40 Mode 5795MHz

Horizontal

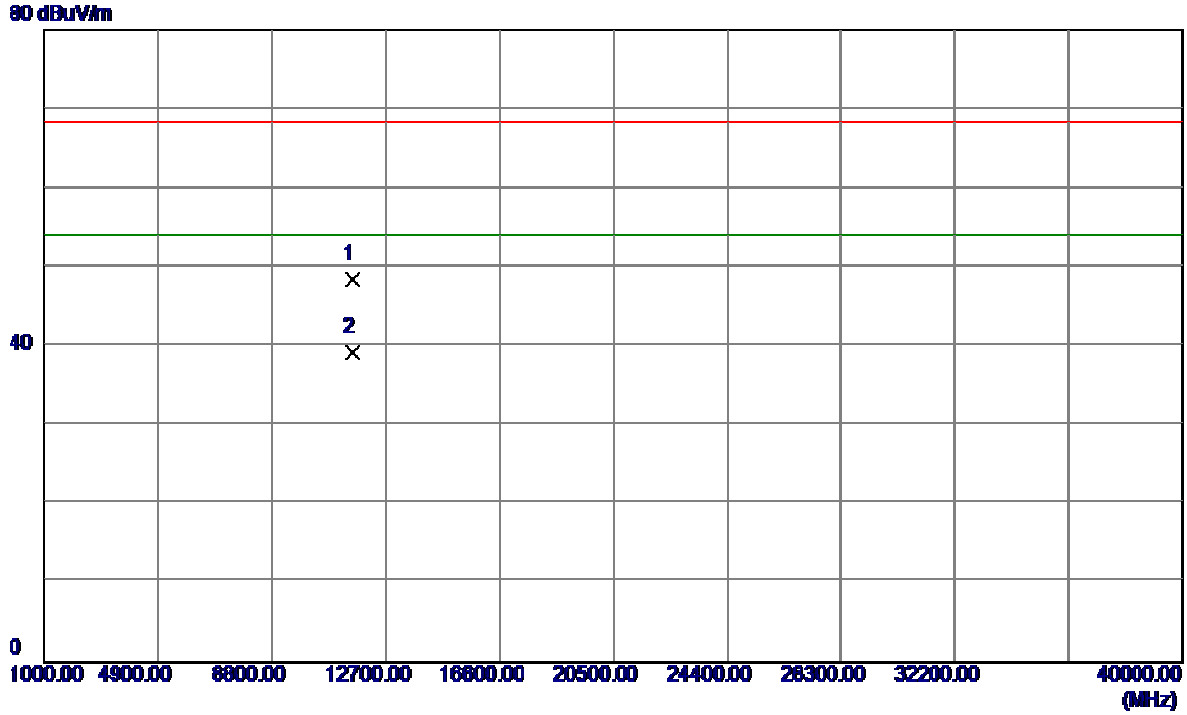

No.	Freq.	Reading Level	Correct Factor	Measure ment	Limit	Over		
	MHz	dBuV/m	dB	dBuV/m	dBuV/m	dB	Detector	Comment
1	11591.2000	35.57	12.88	48.45	68.30	-19.85	Peak	
2	11591.2000	26.36	12.88	39.24	54.00	-14.76	AVG	

Orthogonal Axis:	X
Test Mode:	UNII-3/TX AC80 Mode 5775MHz

Vertical

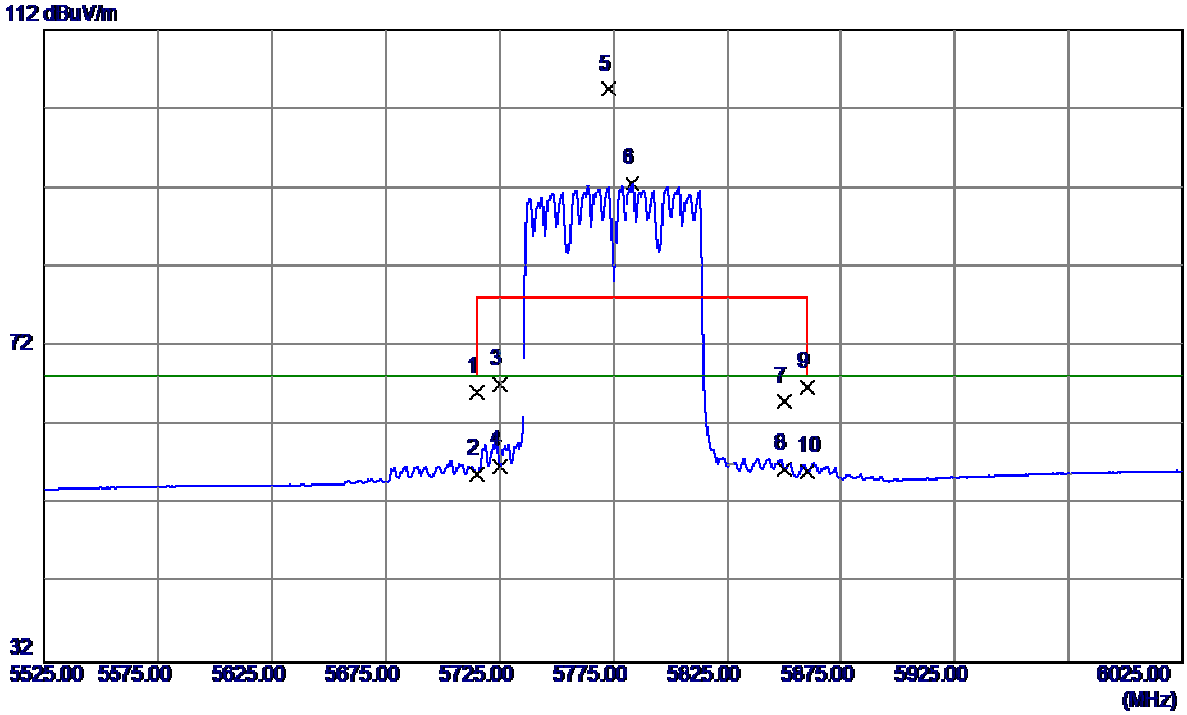

No.	Freq.	Reading Level	Correct Factor	Measure ment	Limit	Over		
	MHz	dBuV/m	dB	dBuV/m	dBuV/m	dB	Detector	Comment
1	5715.0000	25.23	41.05	66.28	68.30	-2.02	Peak	
2	5715.0000	14.73	41.05	55.78	68.30	-12.52	AVG	
3	5725.0000	26.12	41.10	67.22	78.30	-11.08	Peak	
4	5725.0000	15.78	41.10	56.88	68.30	-11.42	AVG	
5	5773.0000	63.11	41.30	104.41	78.30	26.11	Peak	NO LIMIT
6	5783.5000	51.35	41.34	92.69	68.30	24.39	AVG	NO LIMIT
7	5850.0000	23.42	41.62	65.04	78.30	-13.26	Peak	
8	5850.0000	14.90	41.62	56.52	68.30	-11.78	AVG	
9	5860.0000	25.22	41.66	66.88	78.30	-11.42	Peak	
10	5860.0000	14.53	41.66	56.19	68.30	-12.11	AVG	

Orthogonal Axis:	X
Test Mode:	UNII-3/TX AC80 Mode 5775MHz

Vertical

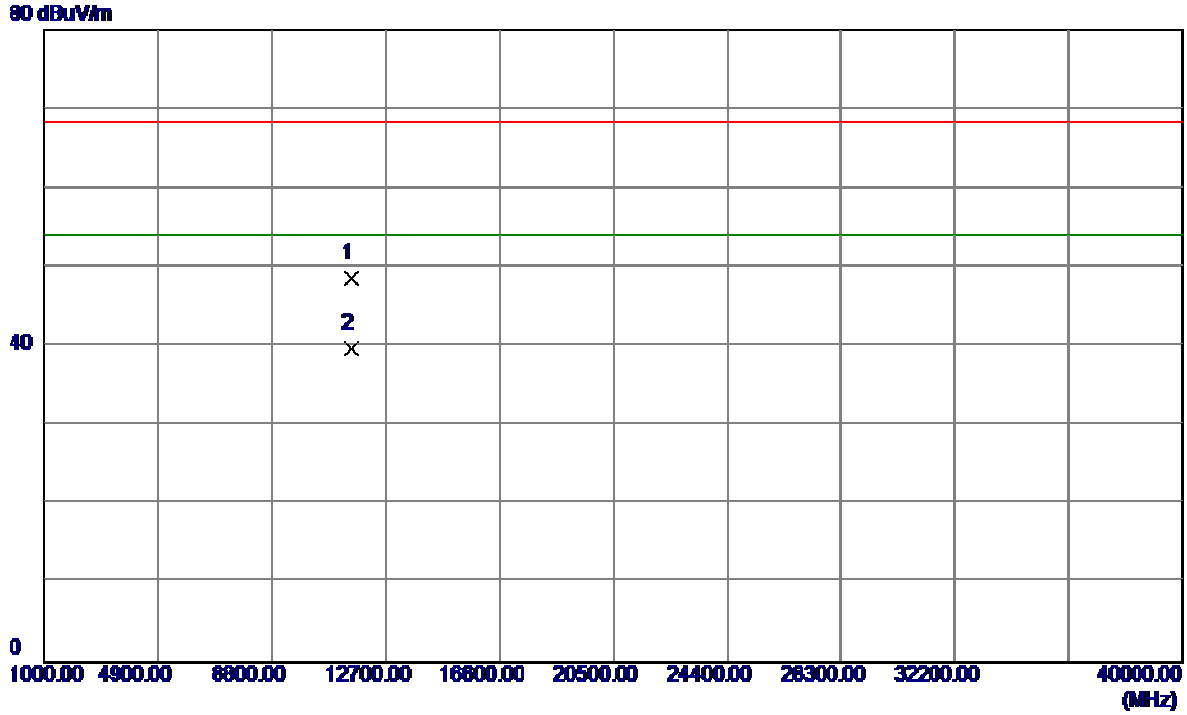

No.	Freq.	Reading Level	Correct Factor	Measure ment	Limit	Over		
	MHz	dBuV/m	dB	dBuV/m	dBuV/m	dB	Detector	Comment
1	11549.6500	35.76	12.91	48.67	68.30	-19.63	Peak	
2	11549.6500	26.75	12.91	39.66	54.00	-14.34	AVG	

Orthogonal Axis:	X
Test Mode:	UNII-3/TX AC80 Mode 5775MHz

Horizontal

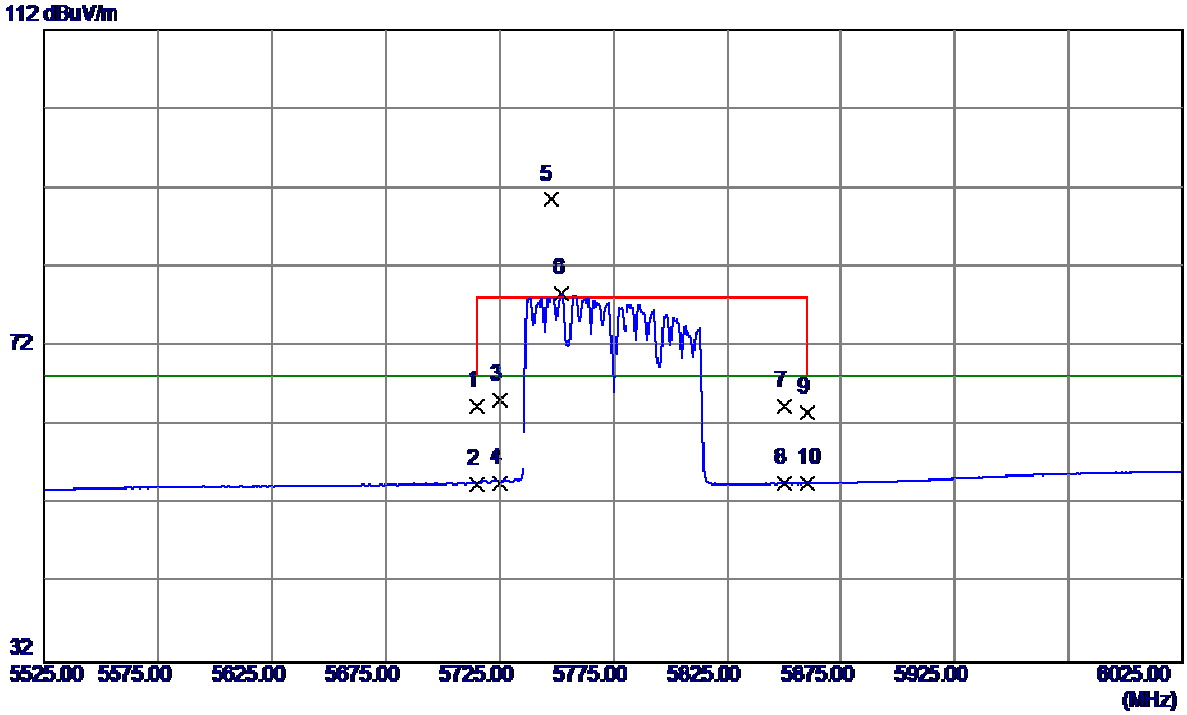

No.	Freq.	Reading Level	Correct Factor	Measure ment	Limit	Over		
	MHz	dBuV/m	dB	dBuV/m	dBuV/m	dB	Detector	Comment
1	5715.0000	23.41	41.05	64.46	68.30	-3.84	Peak	
2	5715.0000	13.57	41.05	54.62	68.30	-13.68	AVG	
3	5725.0000	24.21	41.10	65.31	78.30	-12.99	Peak	
4	5725.0000	13.64	41.10	54.74	68.30	-13.56	AVG	
5	5747.5000	49.35	41.19	90.54	78.30	12.24	Peak	NO LIMIT
6	5752.5000	37.55	41.21	78.76	68.30	10.46	AVG	NO LIMIT
7	5850.0000	22.89	41.62	64.51	78.30	-13.79	Peak	
8	5850.0000	13.04	41.62	54.66	68.30	-13.64	AVG	
9	5860.0000	21.97	41.66	63.63	78.30	-14.67	Peak	
10	5860.0000	13.01	41.66	54.67	68.30	-13.63	AVG	

Orthogonal Axis:	X
Test Mode:	UNII-3/TX AC80 Mode 5775MHz

Horizontal

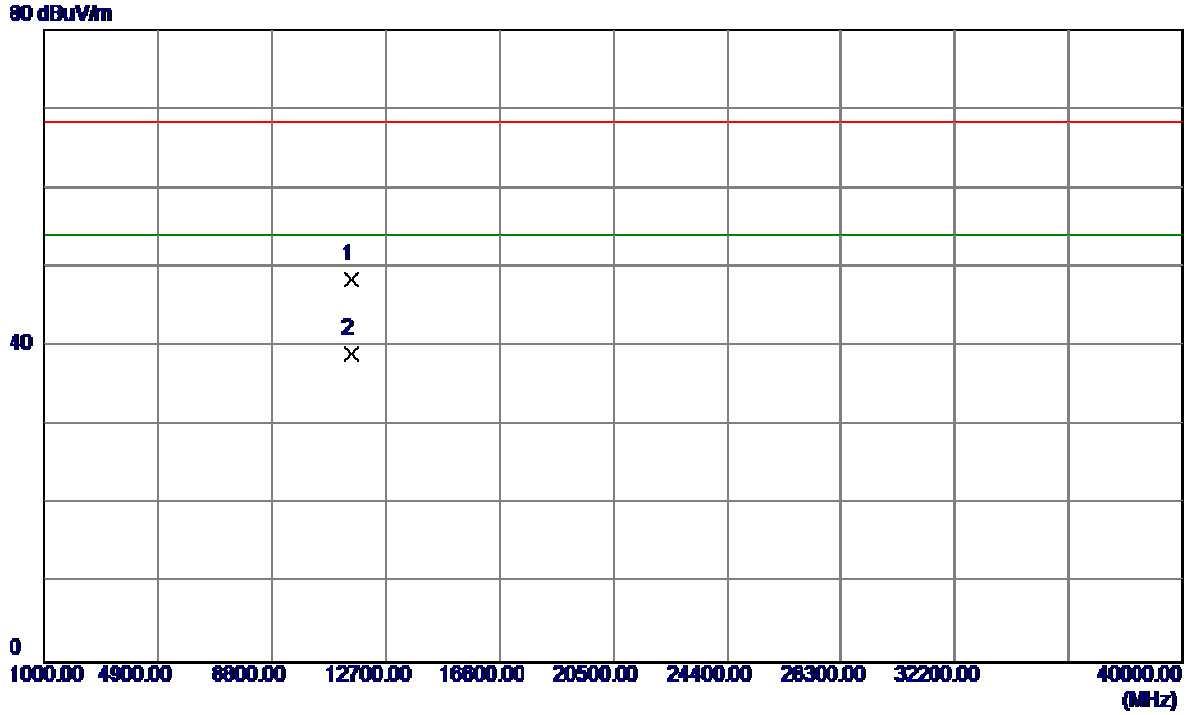

No.	Freq.	Reading Level	Correct Factor	Measure ment	Limit	Over		
	MHz	dBuV/m	dB	dBuV/m	dBuV/m	dB	Detector	Comment
1	11549.2500	35.51	12.91	48.42	68.30	-19.88	Peak	
2	11549.2500	26.19	12.91	39.10	54.00	-14.90	AVG	

TX A Mode_DUTY CYCLE

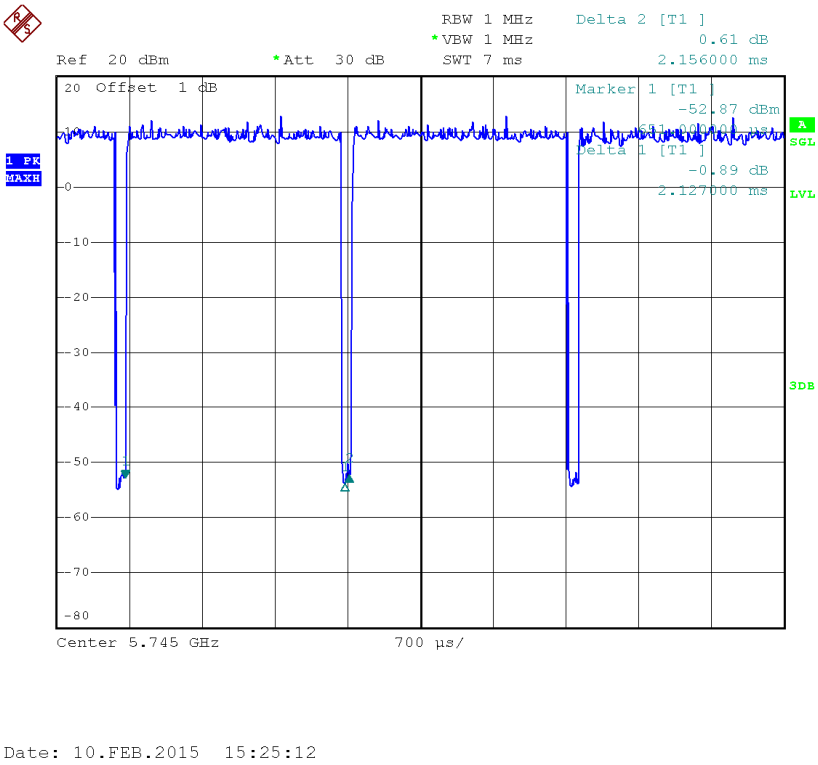

Duty cycle: TX DUTY 5745MHz

Duty cycle = T_{ON} /T_{Total}

T_{ON}:2.13msec

T_{Total}:2.16msec

Duty cycle: 98.61%

Duty Factor= 10 log(1/Duty cycle)

Duty Factor =0.06

Note: The EUT was programmed to be in countinously transmitting mode and the transmit duty cycle is less than 98 %, so, the output power and power density should be cacluated as
Output Power = Measured power + Ducy factor
Power Spectral Density = Measured density + Duty factor

TX N20 Mode_DUTY CYCLE

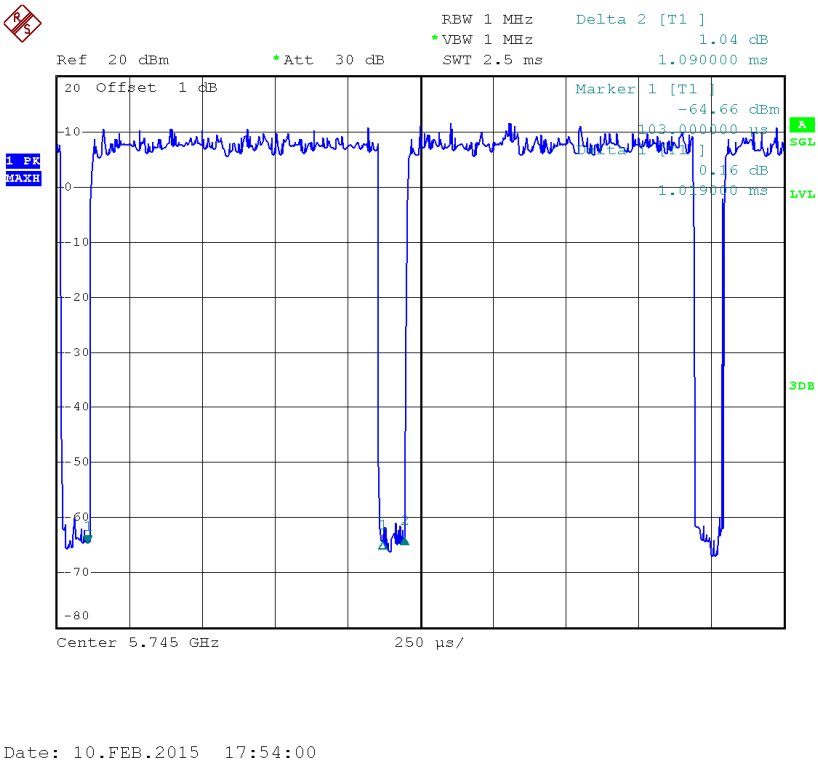

Duty cycle: TX DUTY 5745MHz

Duty cycle = T_{ON} /T_{Total}

T_{ON}:1.02msec

T_{Total}:1.09msec

Duty cycle: 93.58%

Duty Factor= 10 log(1/Duty cycle)

Duty Factor =0.29

Note: The EUT was programmed to be in countinously transmitting mode and the transmit duty cycle is less than 98 %, so, the output power and power density should be cacluated as
Output Power = Measured power + Ducy factor
Power Spectral Density = Measured density + Duty factor

TX N40 Mode_DUTY CYCLE

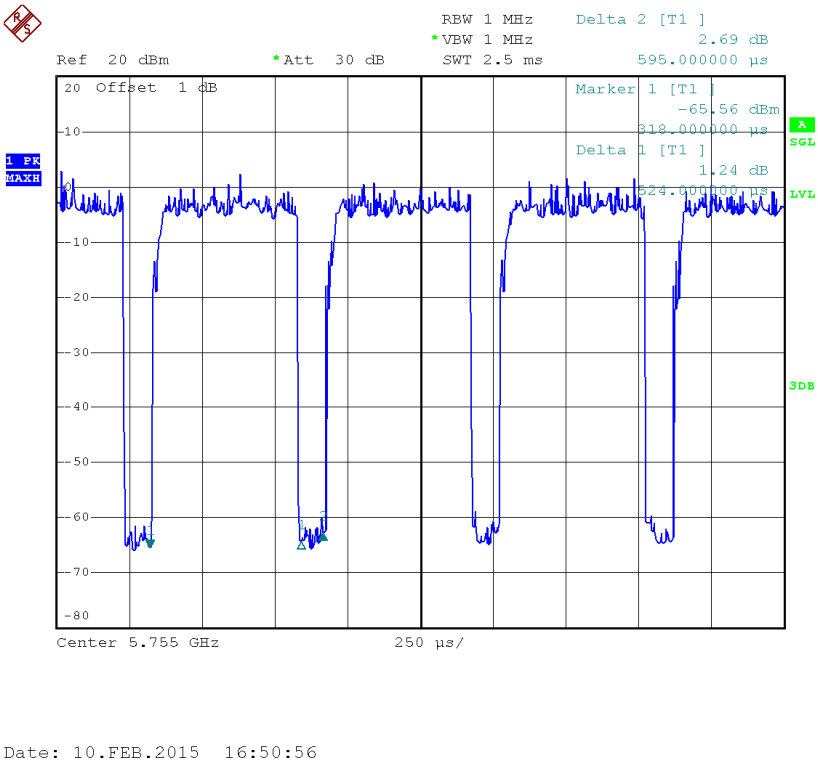

Duty cycle: TX DUTY 5755MHz

Duty cycle = T_{ON} /T_{Total}

T_{ON}:0.52msec

T_{Total}:0.60msec

Duty cycle: 86.67%

Duty Factor= 10 log(1/Duty cycle)

Duty Factor =0.62

Note: The EUT was programmed to be in countinously transmitting mode and the transmit duty cycle is less than 98 %, so, the output power and power density should be cacluated as
Output Power = Measured power + Ducy factor
Power Spectral Density = Measured density + Duty factor

TX AC20 Mode_DUTY CYCLE

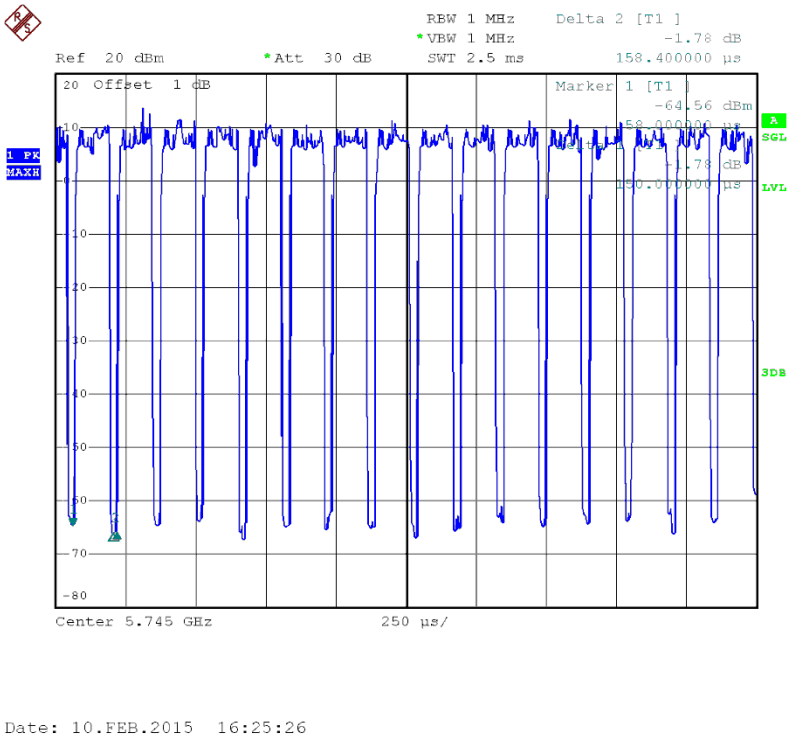

Duty cycle: TX DUTY 5745MHz

Duty cycle = T_{ON} /T_{Total}

T_{ON}:0.15msec

T_{Total}:0.18msec

Duty cycle: 94.93%

Duty Factor= 10 log(1/Duty cycle)

Duty Factor =0.23

Note: The EUT was programmed to be in countinously transmitting mode and the transmit duty cycle is less than 98 %, so, the output power and power density should be cacluated as
Output Power = Measured power + Ducy factor
Power Spectral Density = Measured density + Duty factor

TX AC40 Mode_DUTY CYCLE

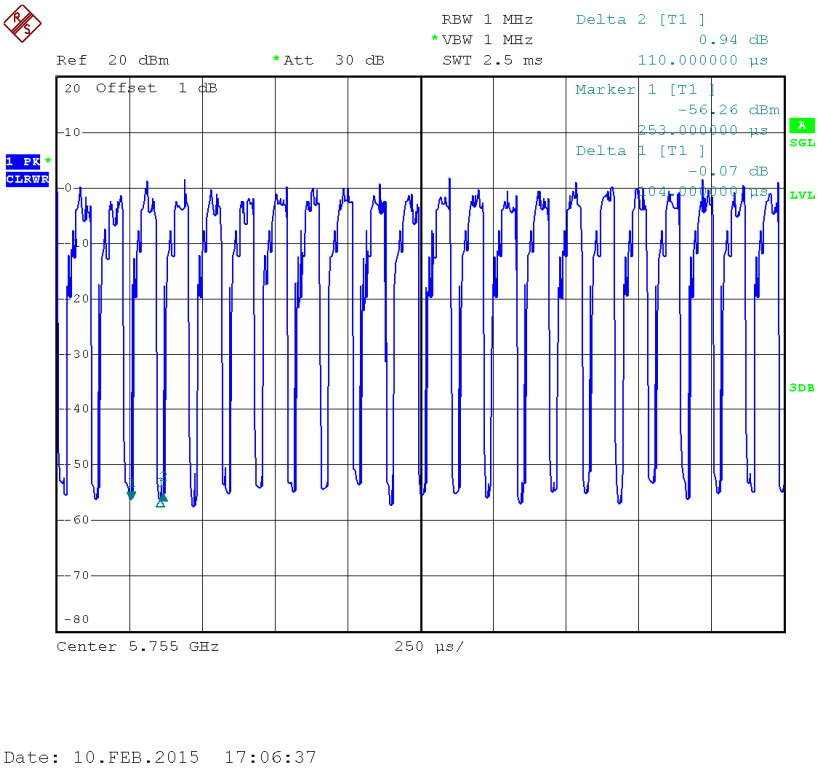

Duty cycle: TX DUTY 5755MHz

Duty cycle = T_{ON} /T_{Total}

T_{ON}:0.10msec

T_{Total}:0.11msec

Duty cycle: 90.91%

Duty Factor= 10 log(1/Duty cycle)

Duty Factor =0.41

Note: The EUT was programmed to be in countinously transmitting mode and the transmit duty cycle is less than 98 %, so, the output power and power density should be cacluated as

Output Power = Measured power + Ducy factor

Power Spectral Density = Measured density + Duty factor

TX AC80 Mode_DUTY CYCLE

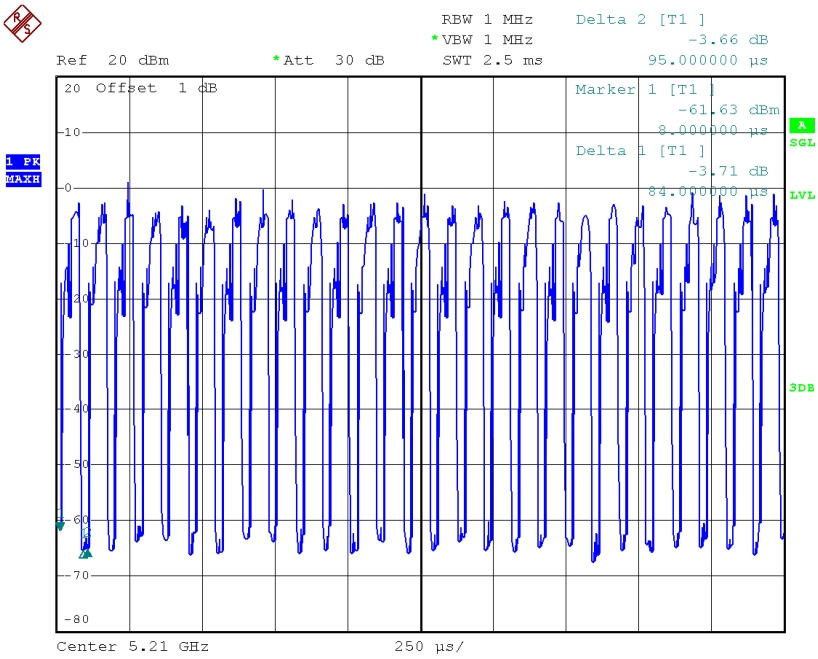

Date: 10.FEB.2015 17:15:15

Duty cycle: TX DUTY 5210MHz

Duty cycle = T_{ON} /T_{Total}

T_{ON}:0.08msec

T_{Total}:0.10msec

Duty cycle: 80.00%

Duty Factor= 10 log(1/Duty cycle)

Duty Factor =0.97

Note: The EUT was programmed to be in countinously transmitting mode and the transmit duty cycle is less than 98 %, so, the output power and power density should be cacluated as

Output Power = Measured power + Ducy factor

Power Spectral Density = Measured density + Duty factor

ATTACHMENTE -BANDWIDTH

Test Mode: UNII-1/TX A Mode_CH36/CH40/CH48

Channel	Frequency (MHz)	26dB Bandwidth (MHz)	99% Occupied Bandwidth (MHz)
CH36	5180	21.00	17.20
CH40	5200	20.60	17.00
CH48	5240	20.40	17.00

TX CH36

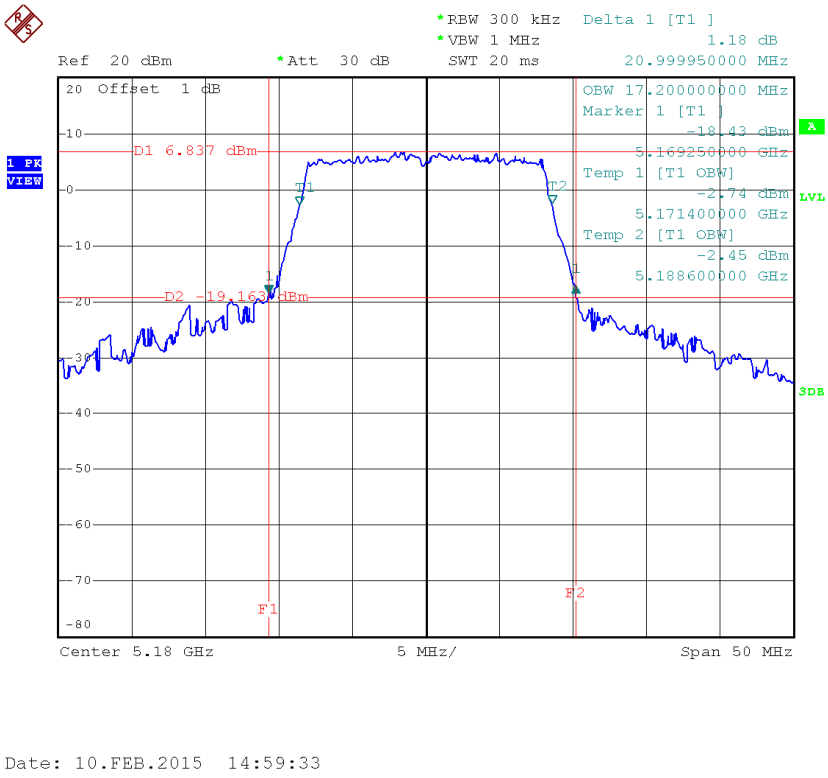

Date: 10.FEB.2015 14:59:33

TX CH40

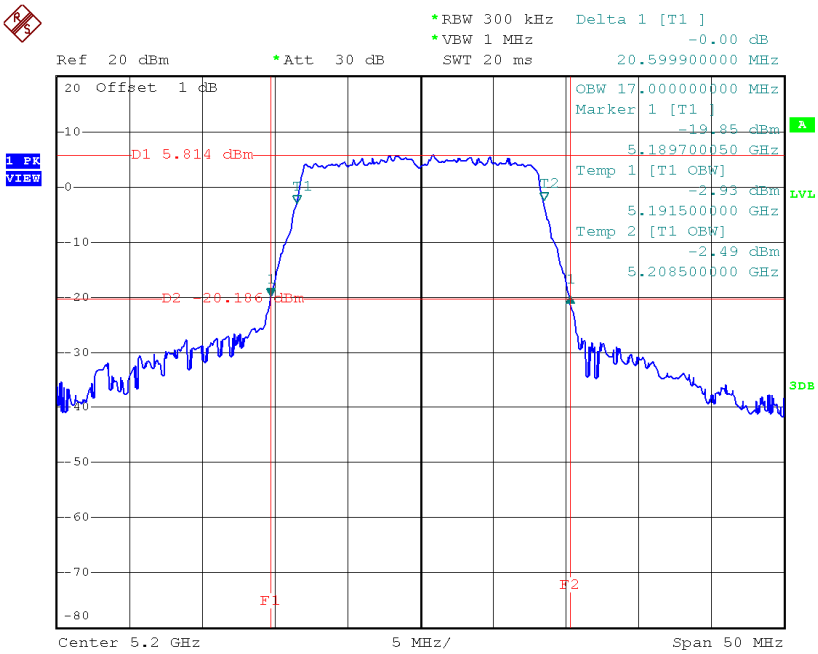

Date: 10.FEB.2015 15:19:20

TX CH48

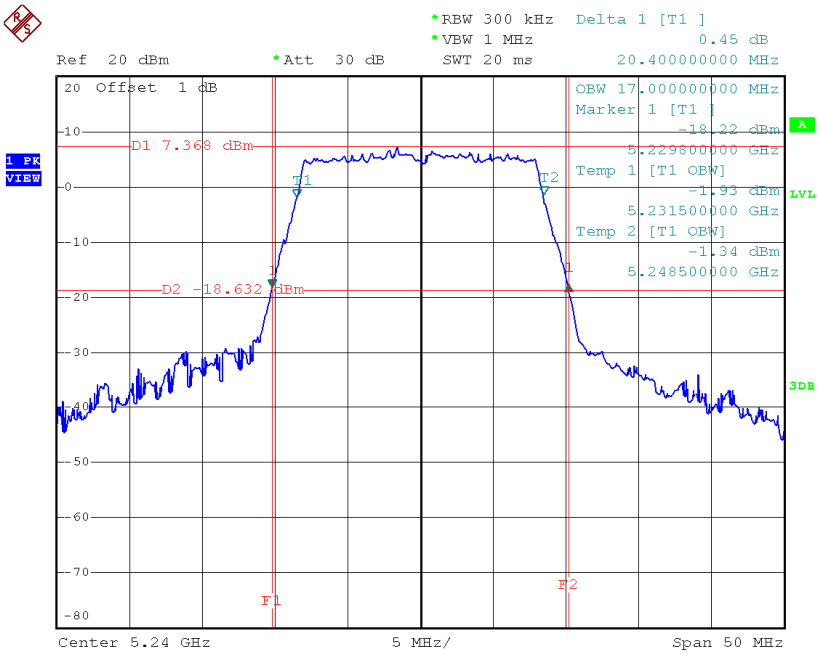

Date: 10.FEB.2015 14:48:33

Test Mode: UNII-1/TXN20 Mode_CH36/CH40/CH48

Channel	Frequency (MHz)	26dB Bandwidth (MHz)	99% Occupied Bandwidth (MHz)
CH36	5180	20.80	18.10
CH40	5200	20.75	18.00
CH48	5240	21.05	18.10

TX CH36

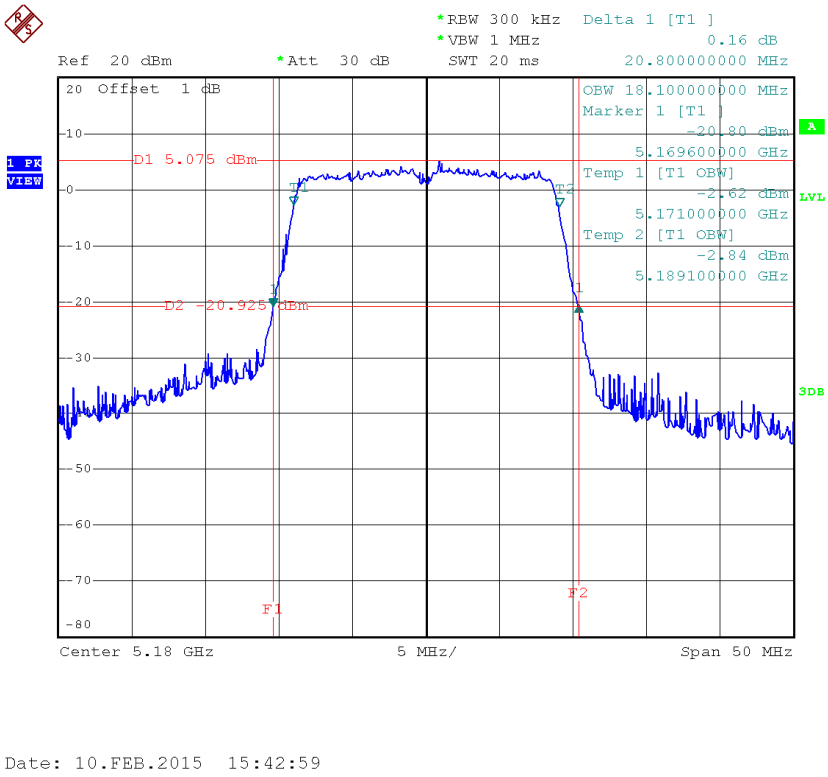

Date: 10.FEB.2015 15:42:59

TX CH40

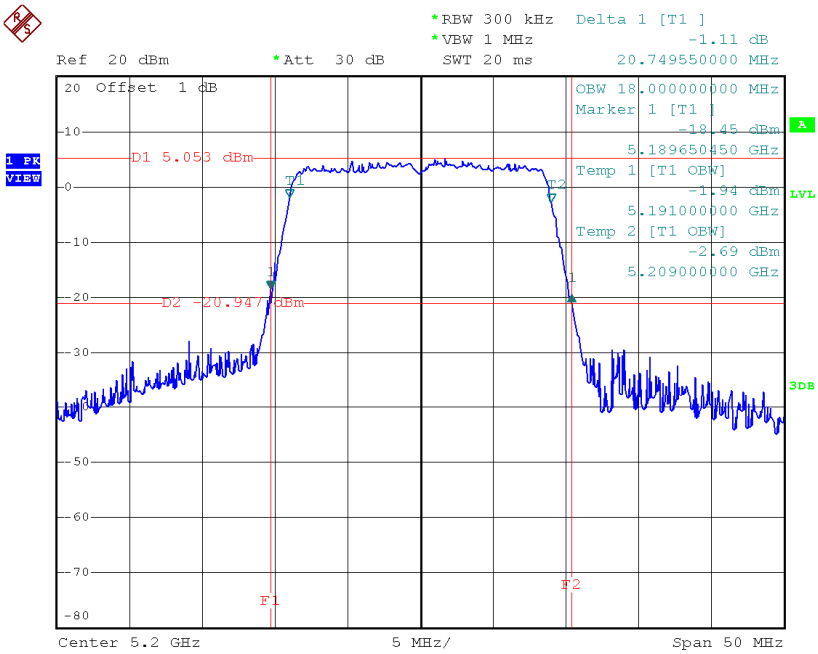

Date: 10.FEB.2015 15:45:13

TX CH48

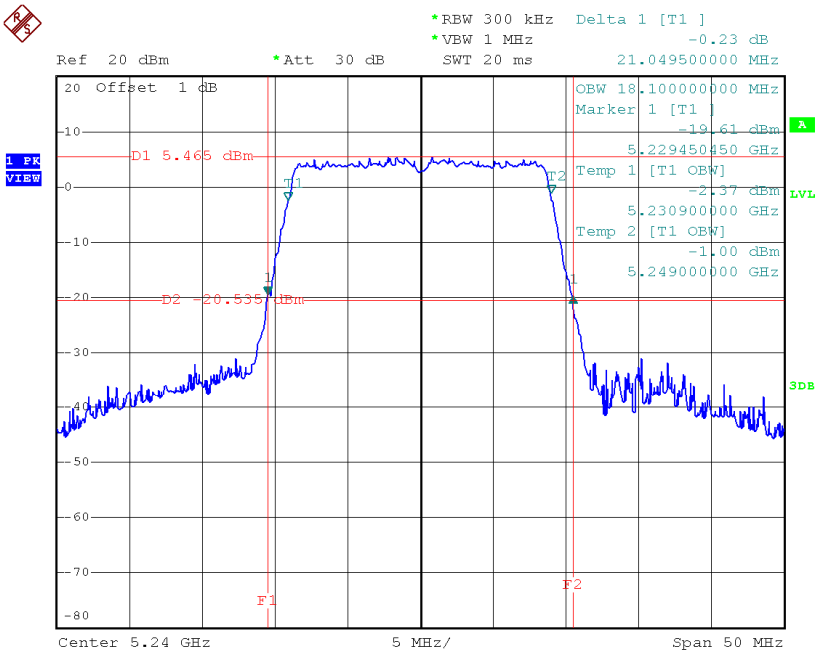

Date: 10.FEB.2015 15:46:22

Test Mode: UNII-1/TX N40 Mode_CH38/CH46

Channel	Frequency (MHz)	26dB Bandwidth (MHz)	99% Occupied Bandwidth (MHz)
CH38	5190	39.80	36.40
CH46	5230	39.50	36.40

TX CH38

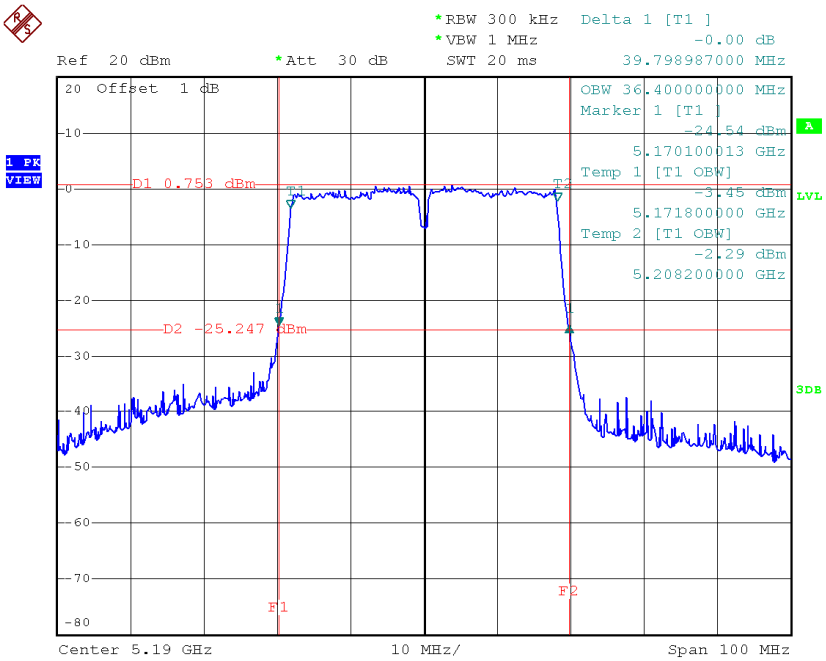

Date: 10.FEB.2015 16:39:30

TX CH46

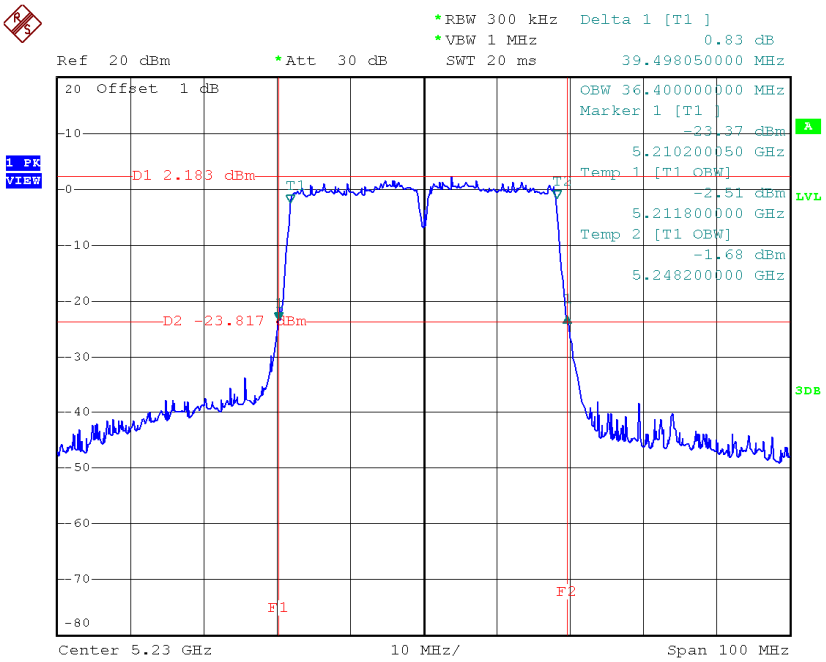

Date: 10.FEB.2015 16:41:14

Test Mode: UNII-3/ TX A Mode_CH149/CH157/CH165

Channel	Frequency (MHz)	6dB Bandwidth (MHz)	99% Occupied Bandwidth (MHz)	Limit (kHz)
CH149	5745	16.60	17.20	>=500
CH157	5785	16.60	17.20	>=500
CH165	5825	16.55	17.10	>=500

TX CH 149

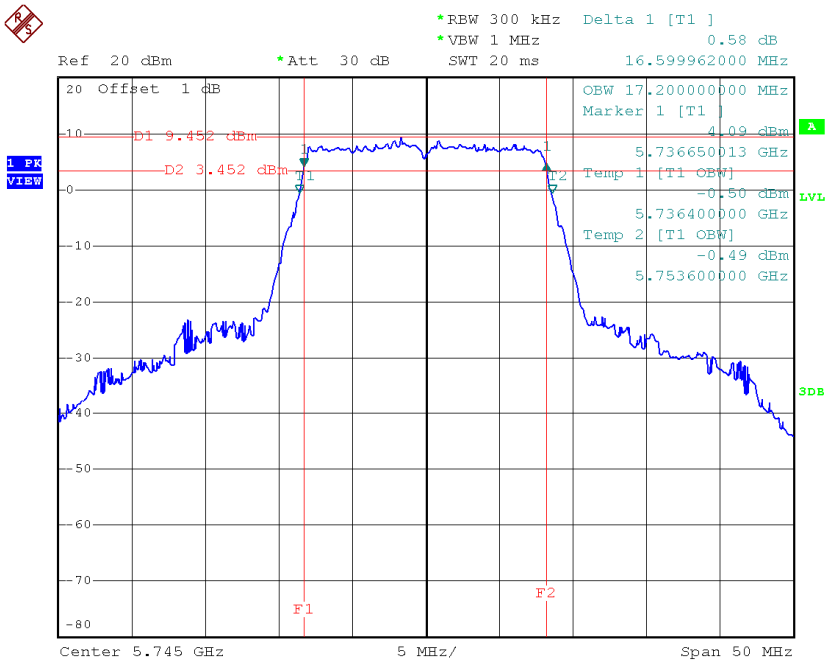

Date: 10.FEB.2015 15:24:24

TX CH 157

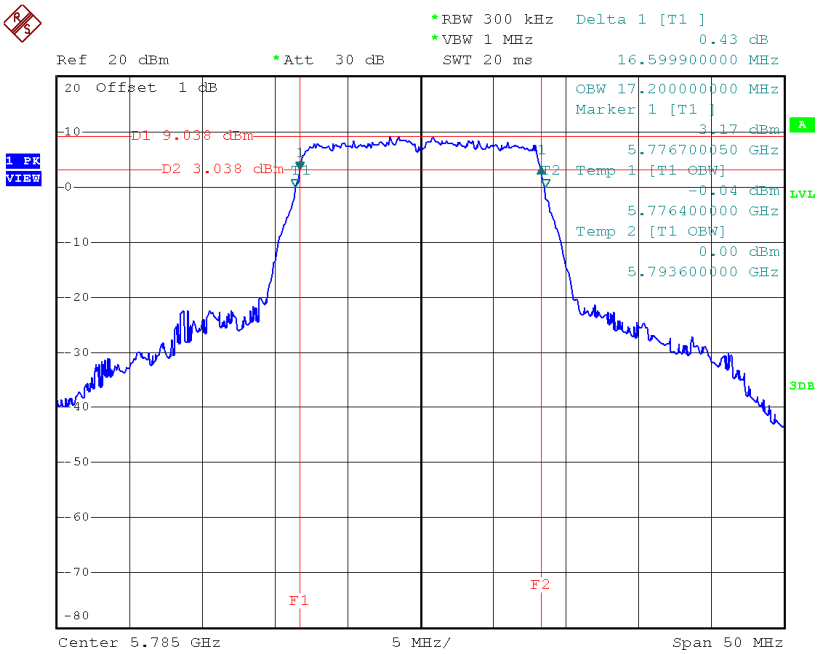

Date: 10.FEB.2015 15:26:53

TX CH 165

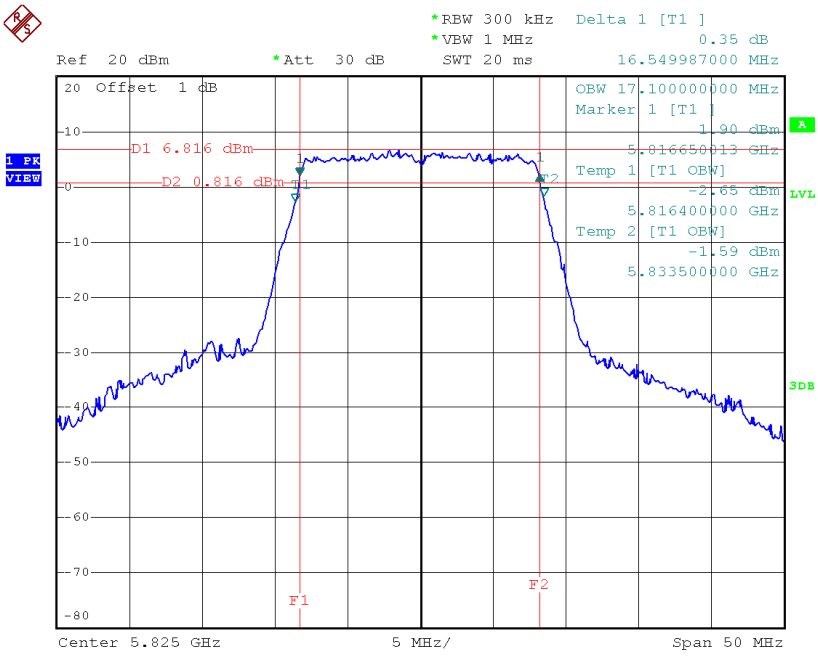

Date: 10.FEB.2015 15:31:17

Test Mode: UNII-3/ TX N20 Mode_CH149/CH157/CH165				
Channel	Frequency (MHz)	6dB Bandwidth (MHz)	99% Occupied Bandwidth (MHz)	Limit (kHz)
CH149	5745	17.80	18.10	>=500
CH157	5785	17.89	18.10	>=500
CH165	5825	17.85	18.20	>=500

TX CH 149

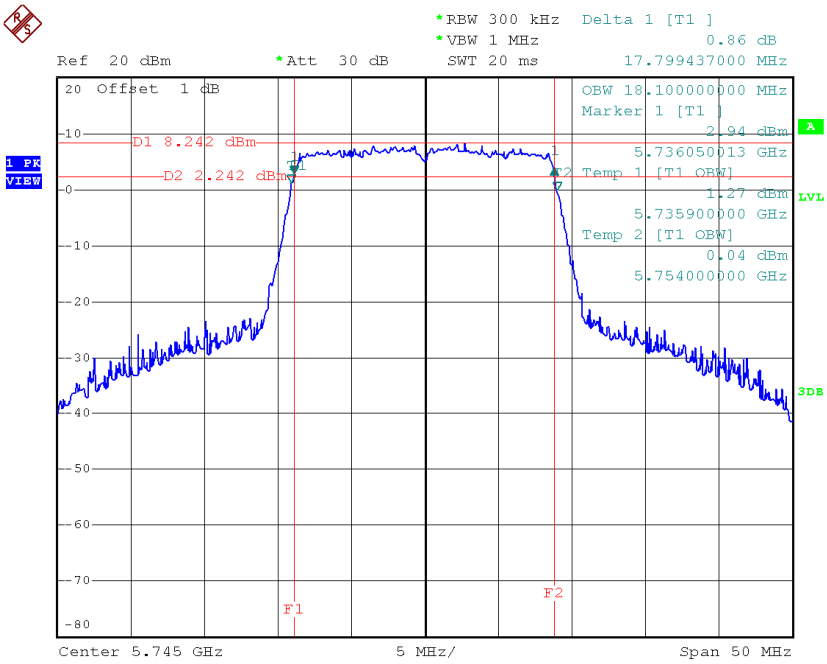

Date: 10.FEB.2015 15:59:00

TX CH 157

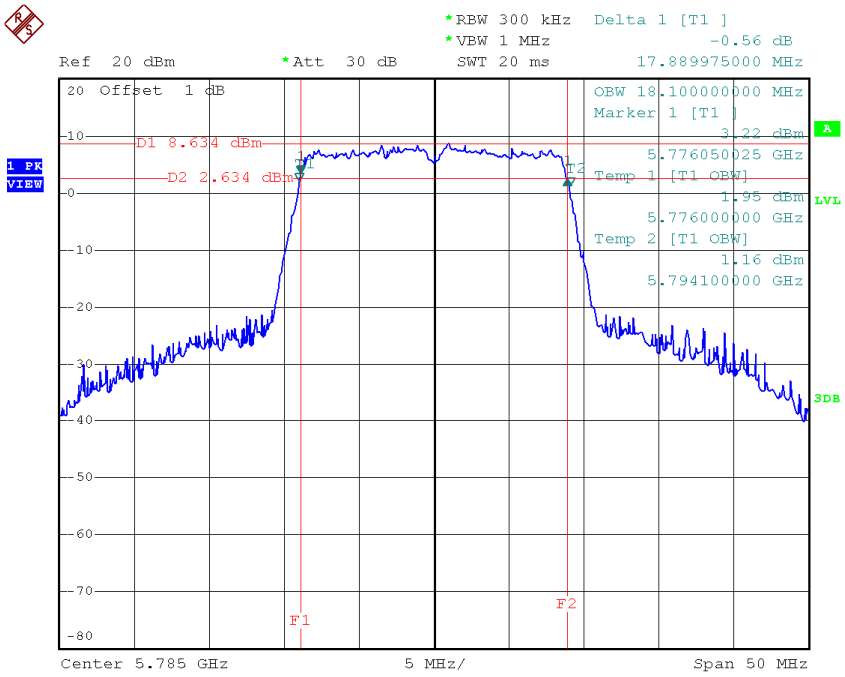

Date: 10.FEB.2015 16:01:58

TX CH 165

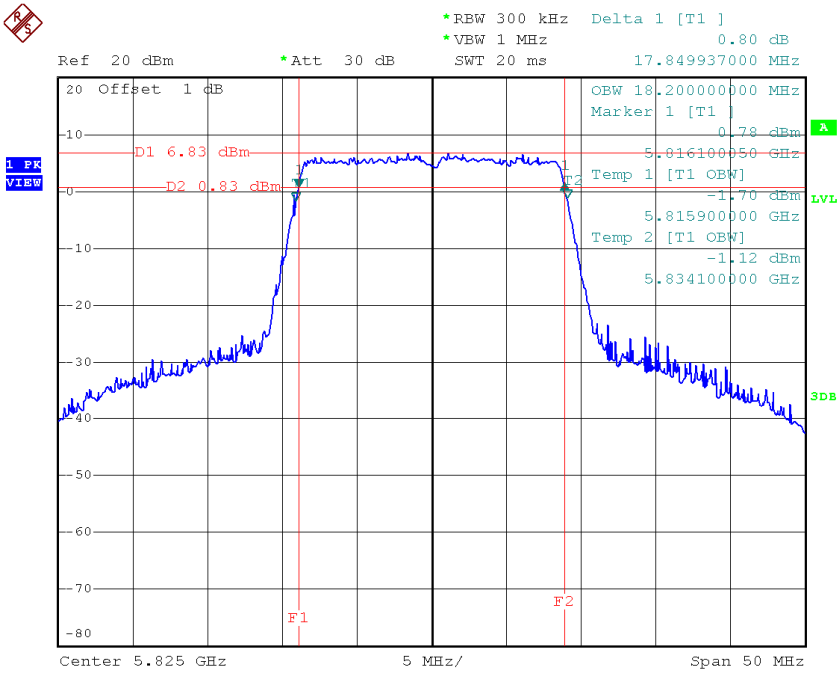

Date: 10.FEB.2015 16:05:28

Test Mode: UNII-3/ TX N40 Mode_CH151/CH159

Channel	Frequency (MHz)	6dB Bandwidth (MHz)	99% Occupied Bandwidth (MHz)	Limit (kHz)
CH151	5755	36.70	36.40	>=500
CH159	5795	36.60	36.40	>=500

TX CH 151

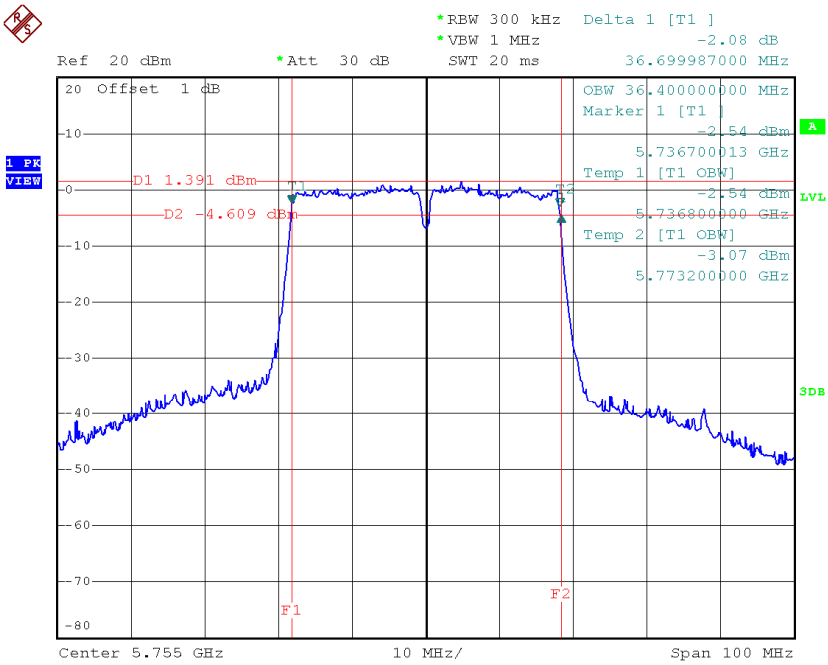

Date: 10.FEB.2015 16:50:30

TX CH 159

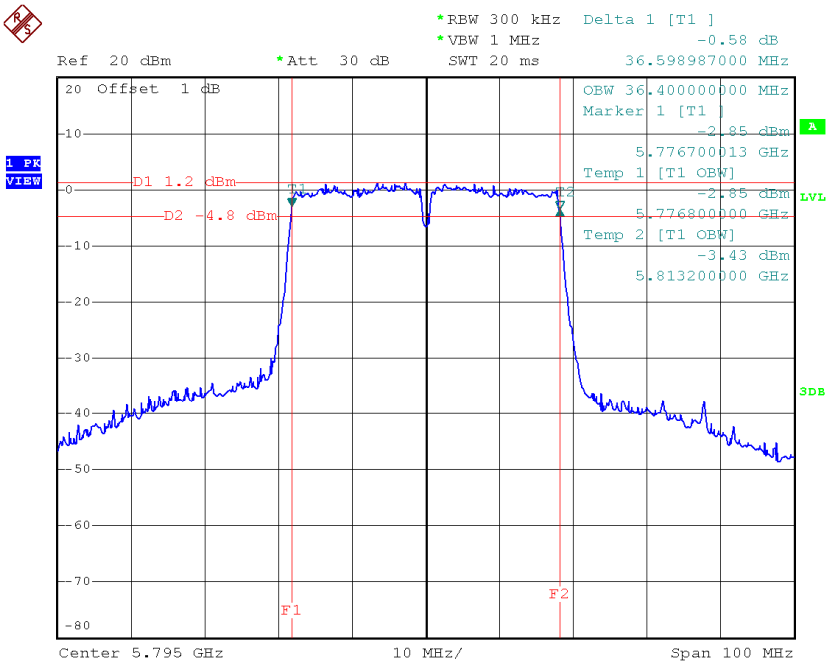

Date: 10.FEB.2015 16:52:39

Test Mode: UNII-1/TX AC20 Mode_CH36/CH40/CH48			
Channel	Frequency (MHz)	26dB Bandwidth (MHz)	99% Occupied Bandwidth (MHz)
CH36	5180	20.55	18.00
CH40	5200	20.44	18.00
CH48	5240	20.65	18.00

TX CH36

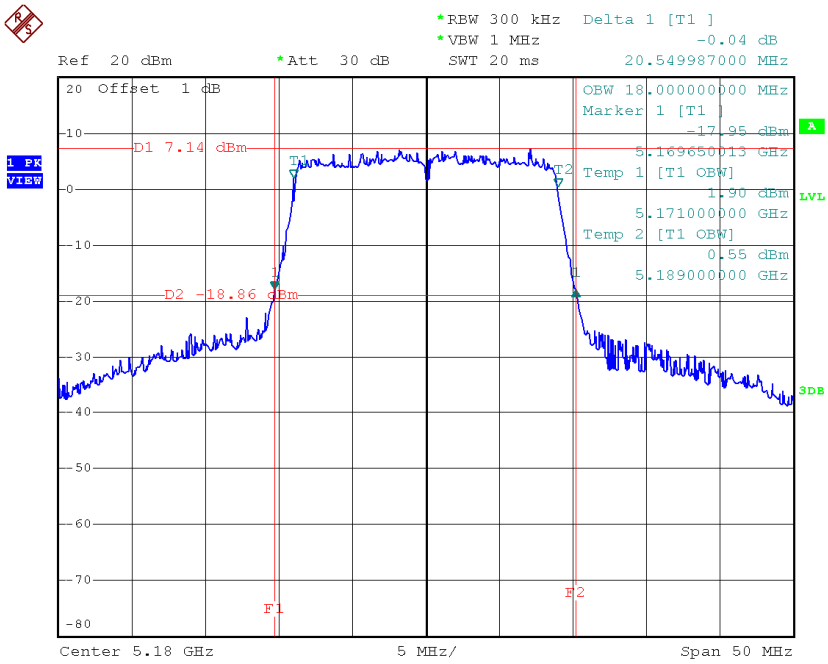

Date: 10.FEB.2015 16:08:37

TX CH40

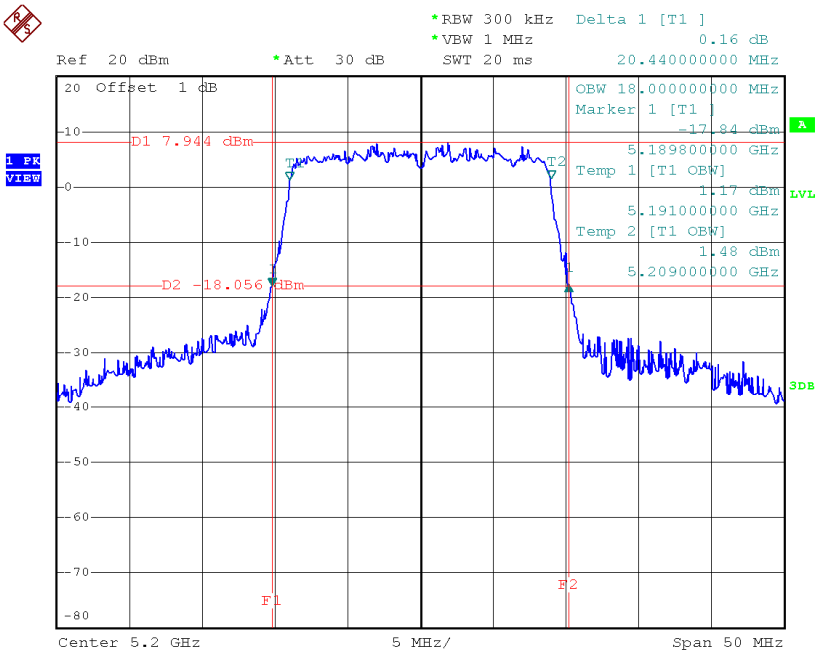

Date: 10.FEB.2015 16:11:22

TX CH48

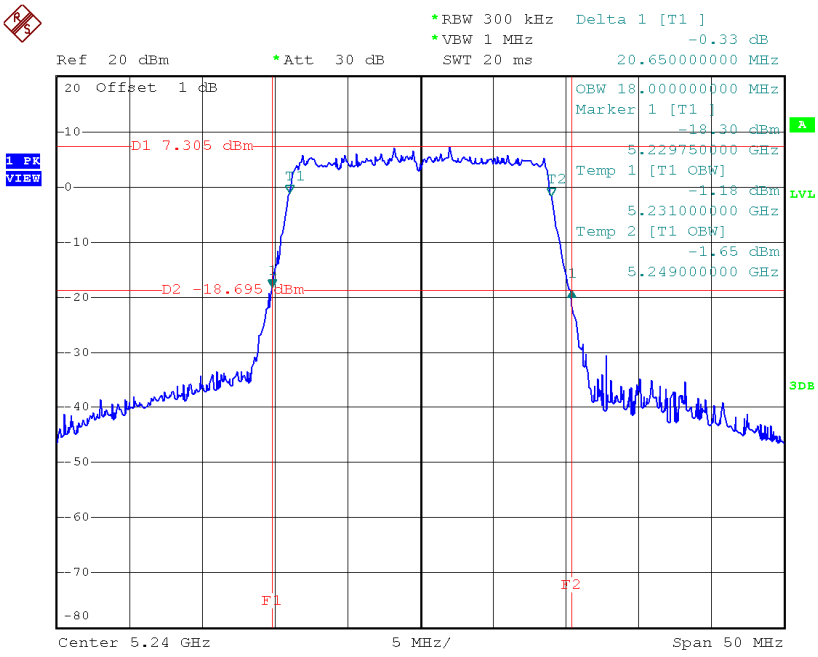

Date: 10.FEB.2015 16:19:40

Test Mode: UNII-1/TX AC40 Mode_CH38/CH46

Channel	Frequency (MHz)	26dB Bandwidth (MHz)	99% Occupied Bandwidth (MHz)
CH38	5190	39.61	36.40
CH46	5230	39.69	36.40

TX CH38

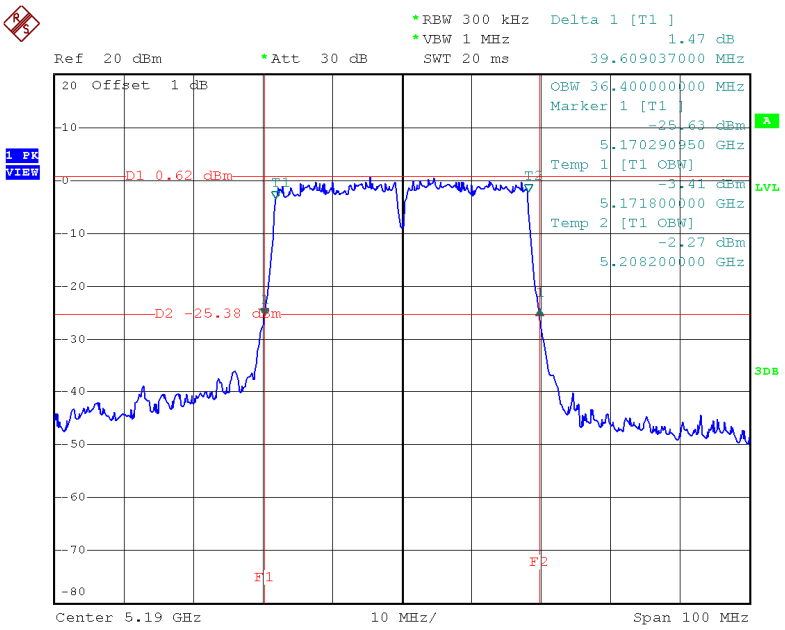

Date: 10.FEB.2015 16:57:48

TX CH46

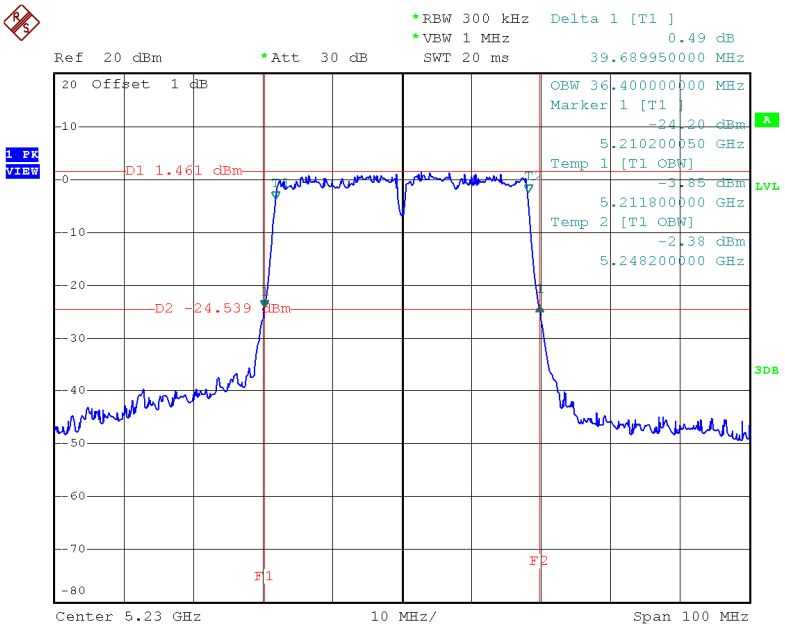

Date: 10.FEB.2015 16:59:43

Test Mode: UNII-1/TX AC80 Mode_CH42

Channel	Frequency (MHz)	26dB Bandwidth (MHz)	99% Occupied Bandwidth (MHz)
CH42	5210	80.20	75.60

TX CH42

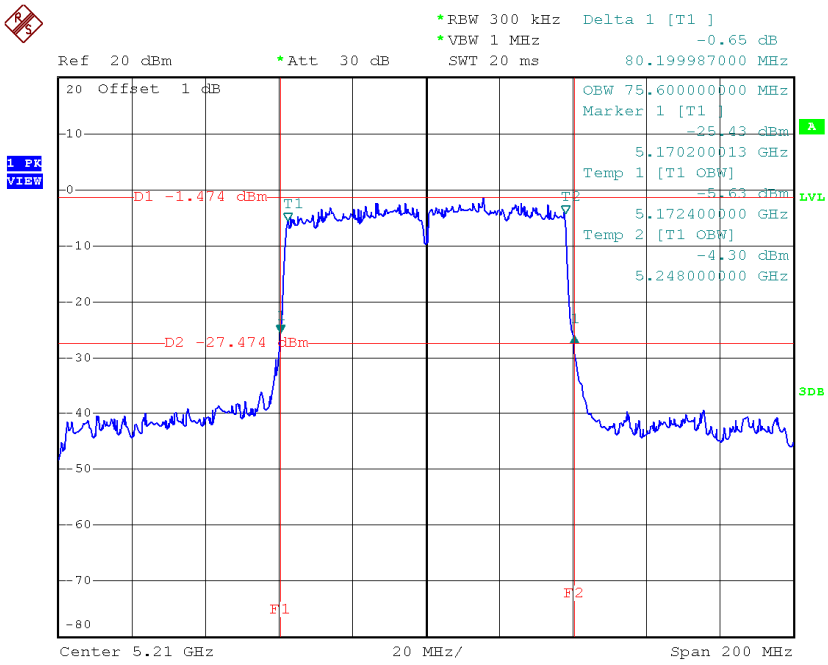

Date: 10.FEB.2015 17:18:22

Test Mode: UNII-3/ TX AC20 Mode_CH149/CH157/CH165

Channel	Frequency (MHz)	6dB Bandwidth (MHz)	99% Occupied Bandwidth (MHz)	Limit (kHz)
CH149	5745	18.00	18.10	>=500
CH157	5785	17.85	18.00	>=500
CH165	5825	17.80	18.00	>=500

TX CH 149

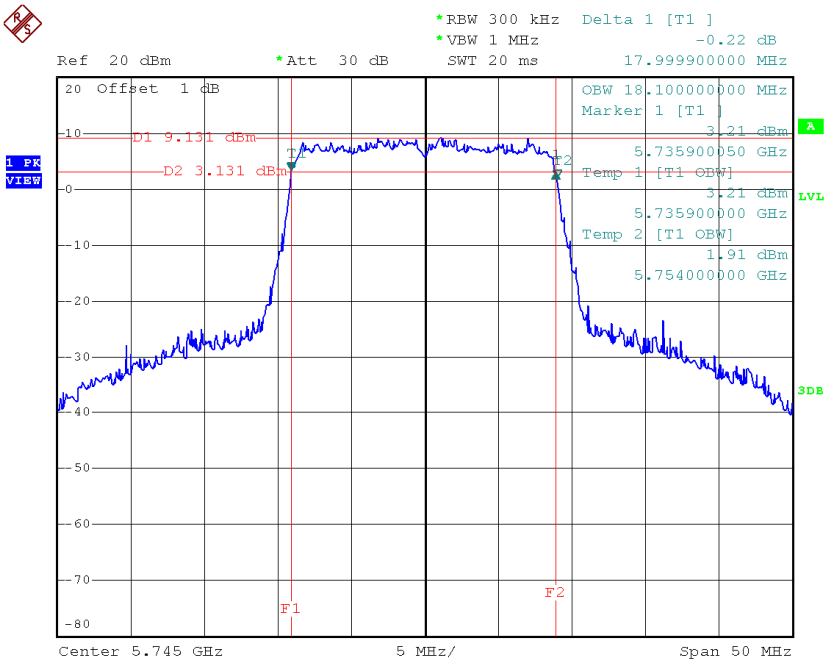

Date: 10.FEB.2015 16:25:10

TX CH 157

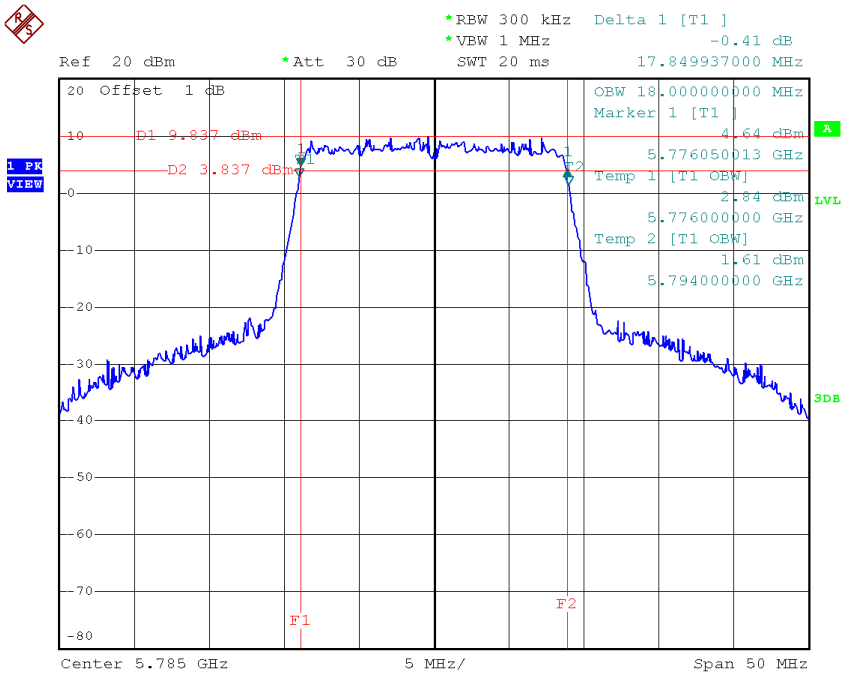

Date: 10.FEB.2015 16:27:23

TX CH 165

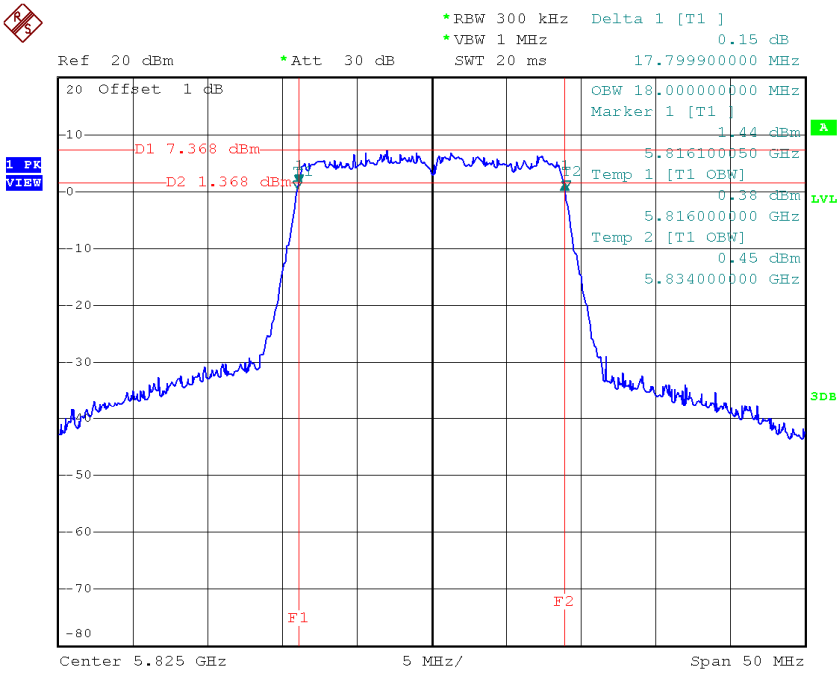

Date: 10.FEB.2015 16:33:48

Test Mode: UNII-3/ TX AC40 Mode_CH151/CH159

Channel	Frequency (MHz)	6dB Bandwidth (MHz)	99% Occupied Bandwidth (MHz)	Limit (kHz)
CH151	5755	36.60	36.40	>=500
CH159	5795	36.60	36.40	>=500

TX CH 151

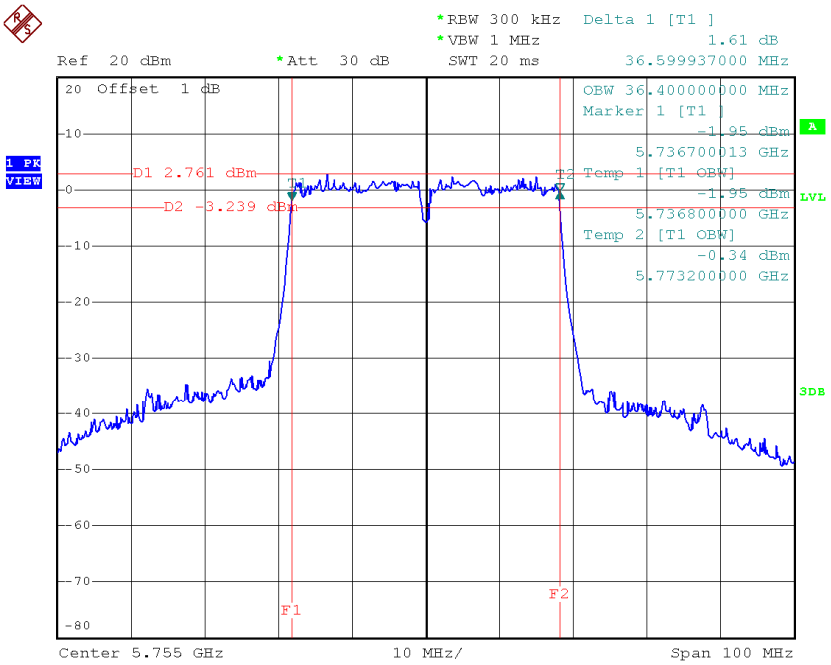

Date: 10.FEB.2015 17:04:17

TX CH 159

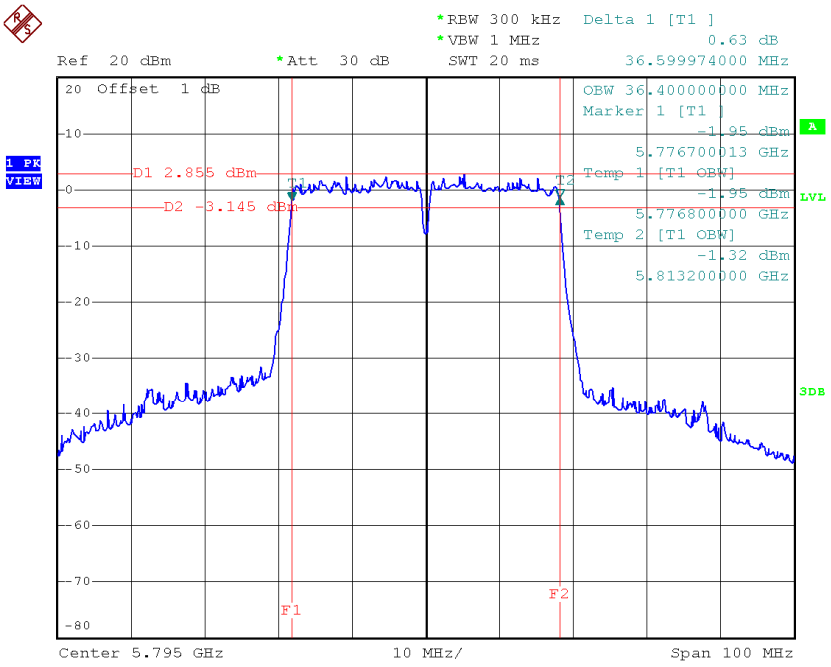

Date: 10.FEB.2015 17:09:55

Test Mode: UNII-3/ TX AC80 Mode_CH155

Channel	Frequency (MHz)	6dB Bandwidth (MHz)	99% Occupied Bandwidth (MHz)	Limit (kHz)
CH155	5775	76.60	76.00	>=500

TX CH 155

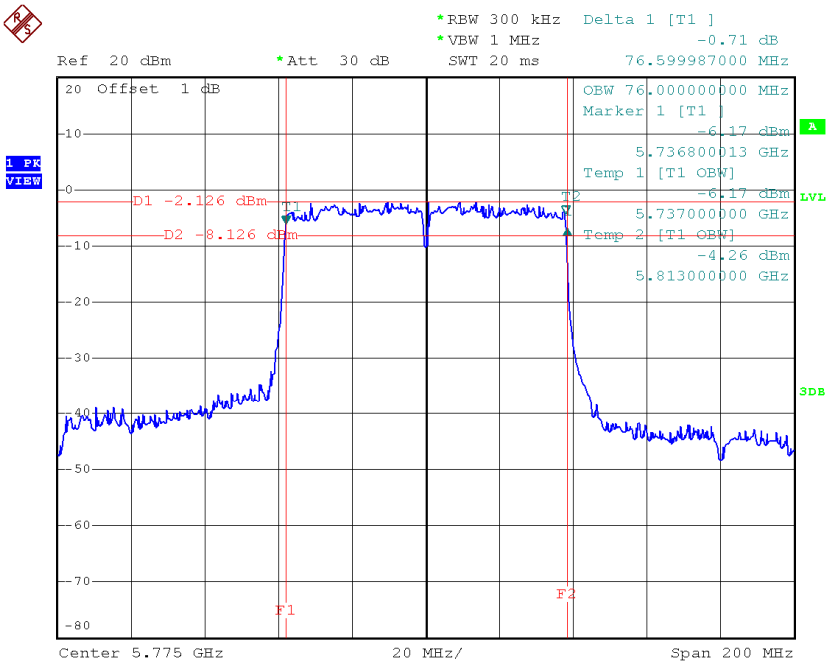

Date: 10.FEB.2015 17:21:56

ATTACHMENTF - MAXIMUM OUTPUT POWER

Test Mode: UNII-1/TX A Mode_ANT 3

Channel	Frequency (MHz)	Output Power (dBm)	Duty Factor (dBm)	Output Power+Duty Factor (dBm)	Limit (dBm)	Limit (Watt)
CH36	5180	19.42	0.06	19.48	30.00	1.00
CH40	5200	21.38	0.06	21.44	30.00	1.00
CH48	5240	21.84	0.06	21.90	30.00	1.00

Test Mode: UNII-1/TX N20 Mode_ANT 3						
Channel	Frequency (MHz)	Output Power (dBm)	Duty Factor (dBm)	Output Power+Duty Factor (dBm)	Limit (dBm)	Limit (Watt)
CH36	5180	19.55	0.29	19.84	30.00	1.00
CH40	5200	20.45	0.29	20.74	30.00	1.00
CH48	5240	21.05	0.29	21.34	30.00	1.00

Test Mode: UNII-1/TX N20 Mode_ANT 4						
Channel	Frequency (MHz)	Output Power (dBm)	Duty Factor (dBm)	Output Power+Duty Factor (dBm)	Limit (dBm)	Limit (Watt)
CH36	5180	19.12	0.29	19.41	30.00	1.00
CH40	5200	20.03	0.29	20.32	30.00	1.00
CH48	5240	20.91	0.29	21.20	30.00	1.00

Test Mode: UNII-1/TX N20 Mode_Total				
Channel	Frequency (MHz)	Output Power+Duty Factor (dBm)	Limit (dBm)	Limit (Watt)
CH36	5180	22.64	30.00	1.00
CH40	5200	23.55	30.00	1.00
CH48	5240	24.28	30.00	1.00

Test Mode: UNII-1/TX N40 Mode_ANT 3

Channel	Frequency (MHz)	Output Power (dBm)	Duty Factor (dBm)	Output Power+Duty Factor (dBm)	Limit (dBm)	Limit (Watt)
CH38	5190	19.46	0.62	20.08	30.00	1.00
CH46	5230	20.20	0.62	20.82	30.00	1.00

Test Mode: UNII-1/TX N40 Mode_ANT 4

Channel	Frequency (MHz)	Output Power (dBm)	Duty Factor (dBm)	Output Power+Duty Factor (dBm)	Limit (dBm)	Limit (Watt)
CH38	5190	19.03	0.62	19.65	30.00	1.00
CH46	5230	19.85	0.62	20.47	30.00	1.00

Test Mode: UNII-1/TX N40 Mode_Total

Channel	Frequency (MHz)	Output Power+Duty Factor (dBm)	Limit (dBm)	Limit (Watt)
CH38	5190	22.88	30.00	1.00
CH46	5230	23.66	30.00	1.00

Test Mode: UNII-3/ TX A Mode_ANT 3

Channel	Frequency (MHz)	Output Power (dBm)	Duty Factor (dBm)	Output Power+Duty Factor (dBm)	Limit (dBm)	Limit (Watt)
CH149	5745	23.82	0.06	23.88	30.00	1.00
CH157	5785	24.17	0.06	24.23	30.00	1.00
CH165	5825	21.90	0.06	21.96	30.00	1.00

Test Mode: UNII-3/TX N20 Mode_ANT 3

Channel	Frequency (MHz)	Output Power (dBm)	Duty Factor (dBm)	Output Power+Duty Factor (dBm)	Limit (dBm)	Limit (Watt)
CH149	5745	23.40	0.29	23.69	30.00	1.00
CH157	5785	23.67	0.29	23.96	30.00	1.00
CH165	5825	22.16	0.29	22.45	30.00	1.00

Test Mode: UNII-3/TX N20 Mode_ANT 4

Channel	Frequency (MHz)	Output Power (dBm)	Duty Factor (dBm)	Output Power+Duty Factor (dBm)	Limit (dBm)	Limit (Watt)
CH149	5745	23.60	0.29	23.89	30.00	1.00
CH157	5785	23.90	0.29	24.19	30.00	1.00
CH165	5825	22.26	0.29	22.55	30.00	1.00

Test Mode: UNII-3/TX N20 Mode_Total

Channel	Frequency (MHz)	Output Power+Duty Factor (dBm)	Limit (dBm)	Limit (Watt)
CH149	5745	26.80	30.00	1.00
CH157	5785	27.09	30.00	1.00
CH165	5825	25.51	30.00	1.00

Test Mode: UNII-3/ TX N40 Mode_ANT 3

Channel	Frequency (MHz)	Output Power (dBm)	Duty Factor (dBm)	Output Power+Duty Factor (dBm)	Limit (dBm)	Limit (Watt)
CH151	5755	19.54	0.62	20.16	30.00	1.00
CH159	5795	19.75	0.62	20.37	30.00	1.00

Test Mode: UNII-3/ TX N40 Mode_ANT 4

Channel	Frequency (MHz)	Output Power (dBm)	Duty Factor (dBm)	Output Power+Duty Factor (dBm)	Limit (dBm)	Limit (Watt)
CH151	5755	19.74	0.62	20.36	30.00	1.00
CH159	5795	19.96	0.62	20.58	30.00	1.00

Test Mode: UNII-3/ TX N40 Mode_Total

Channel	Frequency (MHz)	Output Power+Duty Factor (dBm)	Limit (dBm)	Limit (Watt)
CH151	5755	23.27	30.00	1.00
CH159	5795	23.49	30.00	1.00

Test Mode: UNII-1/TX AC20 Mode_ANT 3						
Channel	Frequency (MHz)	Output Power (dBm)	Duty Factor (dBm)	Output Power+Duty Factor (dBm)	Limit (dBm)	Limit (Watt)
CH36	5180	22.26	0.23	22.49	30.00	1.00
CH40	5200	22.29	0.23	22.52	30.00	1.00
CH48	5240	22.03	0.23	22.26	30.00	1.00

Test Mode: UNII-1/TX AC20 Mode_ANT 4						
Channel	Frequency (MHz)	Output Power (dBm)	Duty Factor (dBm)	Output Power+Duty Factor (dBm)	Limit (dBm)	Limit (Watt)
CH36	5180	21.35	0.23	21.58	30.00	1.00
CH40	5200	21.47	0.23	21.70	30.00	1.00
CH48	5240	21.26	0.23	21.49	30.00	1.00

Test Mode: UNII-1/TX AC20 Mode_Total				
Channel	Frequency (MHz)	Output Power+Duty Factor (dBm)	Limit (dBm)	Limit (Watt)
CH36	5180	25.06	30.00	1.00
CH40	5200	25.14	30.00	1.00
CH48	5240	24.90	30.00	1.00

Test Mode: UNII-1/TX AC40 Mode_ANT 3

Channel	Frequency (MHz)	Output Power (dBm)	Duty Factor (dBm)	Output Power+Duty Factor (dBm)	Limit (dBm)	Limit (Watt)
CH38	5190	18.83	0.41	19.24	30.00	1.00
CH46	5230	19.91	0.41	20.32	30.00	1.00

Test Mode: UNII-1/TX AC40 Mode_ANT 4

Channel	Frequency (MHz)	Output Power (dBm)	Duty Factor (dBm)	Output Power+Duty Factor (dBm)	Limit (dBm)	Limit (Watt)
CH38	5190	18.04	0.41	18.45	30.00	1.00
CH46	5230	19.01	0.41	19.42	30.00	1.00

Test Mode: UNII-1/TX AC40 Mode_Total

Channel	Frequency (MHz)	Output Power+Duty Factor (dBm)	Limit (dBm)	Limit (Watt)
CH38	5190	21.87	30.00	1.00
CH46	5230	22.90	30.00	1.00

Test Mode: UNII-1/TX AC80 Mode_ANT 3

Channel	Frequency (MHz)	Output Power (dBm)	Duty Factor (dBm)	Output Power+Duty Factor (dBm)	Limit (dBm)	Limit (Watt)
CH42	5210	19.82	0.97	20.79	30.00	1.00

Test Mode: UNII-1/TX AC80 Mode_ANT 4

Channel	Frequency (MHz)	Output Power (dBm)	Duty Factor (dBm)	Output Power+Duty Factor (dBm)	Limit (dBm)	Limit (Watt)
CH42	5210	18.82	0.97	19.79	30.00	1.00

Test Mode: UNII-1/TX AC80 Mode_Total

Channel	Frequency (MHz)	Output Power+Duty Factor (dBm)	Limit (dBm)	Limit (Watt)
CH42	5210	23.33	30.00	1.00

Test Mode: UNII-3/TX AC20 Mode_ANT 3

Channel	Frequency (MHz)	Output Power (dBm)	Duty Factor (dBm)	Output Power+Duty Factor (dBm)	Limit (dBm)	Limit (Watt)
CH149	5745	24.46	0.23	24.69	30.00	1.00
CH157	5785	24.60	0.23	24.83	30.00	1.00
CH165	5825	22.03	0.23	22.26	30.00	1.00

Test Mode: UNII-3/TX AC20 Mode_ANT 4

Channel	Frequency (MHz)	Output Power (dBm)	Duty Factor (dBm)	Output Power+Duty Factor (dBm)	Limit (dBm)	Limit (Watt)
CH149	5745	24.23	0.23	24.46	30.00	1.00
CH157	5785	24.10	0.23	24.33	30.00	1.00
CH165	5825	21.70	0.23	21.93	30.00	1.00

Test Mode: UNII-3/TX AC20 Mode_Total

Channel	Frequency (MHz)	Output Power+Duty Factor (dBm)	Limit (dBm)	Limit (Watt)
CH149	5745	27.58	30.00	1.00
CH157	5785	27.59	30.00	1.00
CH165	5825	25.10	30.00	1.00

Test Mode: UNII-3/TX AC40 Mode_ANT 3

Channel	Frequency (MHz)	Output Power (dBm)	Duty Factor (dBm)	Output Power+Duty Factor (dBm)	Limit (dBm)	Limit (Watt)
CH151	5755	20.60	0.41	21.01	30.00	1.00
CH159	5795	20.74	0.41	21.15	30.00	1.00

Test Mode: UNII-3/TX AC40 Mode_ANT 4

Channel	Frequency (MHz)	Output Power (dBm)	Duty Factor (dBm)	Output Power+Duty Factor (dBm)	Limit (dBm)	Limit (Watt)
CH151	5755	20.18	0.41	20.59	30.00	1.00
CH159	5795	20.38	0.41	20.79	30.00	1.00

Test Mode: UNII-3/TX AC40 Mode_Total

Channel	Frequency (MHz)	Output Power+Duty Factor (dBm)	Limit (dBm)	Limit (Watt)
CH151	5755	23.82	30.00	1.00
CH159	5795	23.98	30.00	1.00

Test Mode: UNII-3/TX AC80 Mode_ANT 3

Channel	Frequency (MHz)	Output Power (dBm)	Duty Factor (dBm)	Output Power+Duty Factor (dBm)	Limit (dBm)	Limit (Watt)
CH155	5775	19.85	0.97	20.82	30.00	1.00

Test Mode: UNII-3/TX AC80 Mode_ANT 4

Channel	Frequency (MHz)	Output Power (dBm)	Duty Factor (dBm)	Output Power+Duty Factor (dBm)	Limit (dBm)	Limit (Watt)
CH155	5775	19.61	0.97	20.58	30.00	1.00

Test Mode: UNII-3/TX AC80 Mode_Total

Channel	Frequency (MHz)	Output Power+Duty Factor (dBm)	Limit (dBm)	Limit (Watt)
CH155	5775	23.71	30.00	1.00

ATTACHMENTG - ANTENNA CONDUCTED SPURIOUS EMISSION

Test Mode:	UNII-1/TX A Mode_ANT 3

TX mode CH36

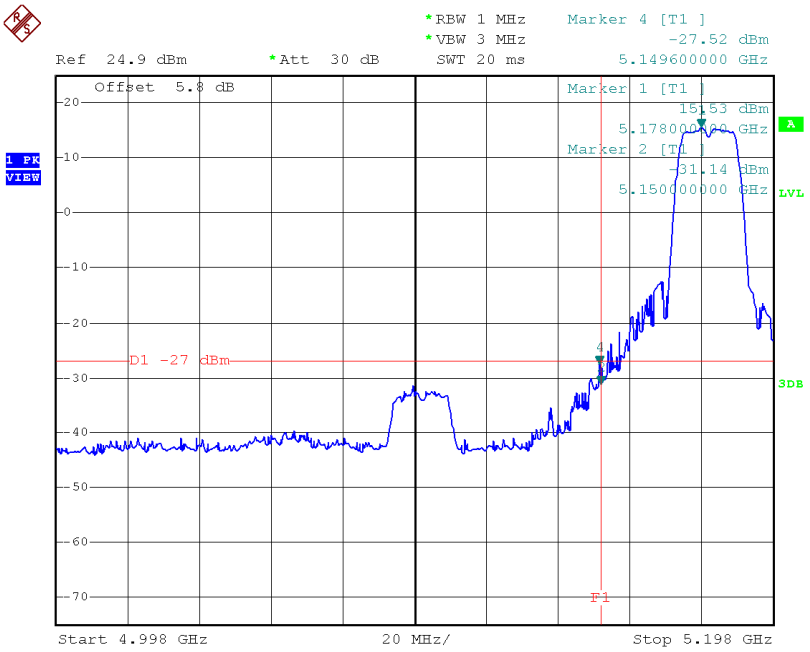

Date: 10.FEB.2015 15:12:01

TX modeCH48

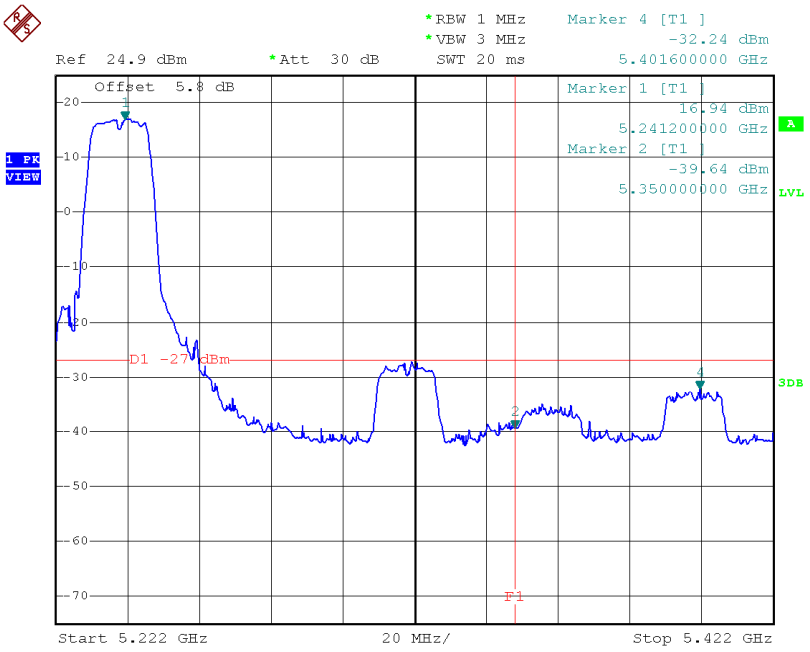

Date: 10.FEB.2015 14:48:49

Test Mode:	UNII-1/TX N20 Mode_ANT 3

TX mode CH36

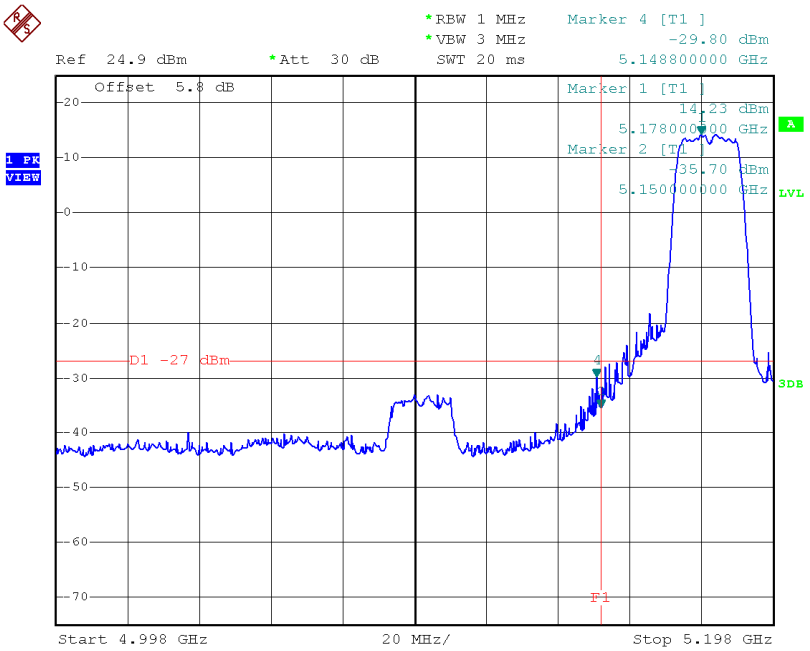

Date: 10.FEB.2015 15:43:16

TX modeCH48

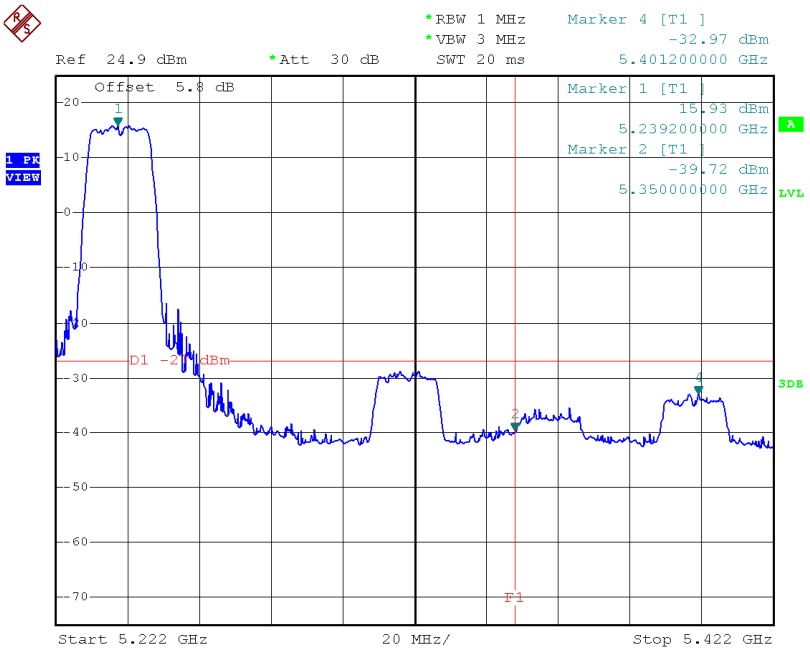

Date: 10.FEB.2015 15:46:39

Test Mode:	UNII-1/TX N20 Mode_ANT 4

TX mode CH36

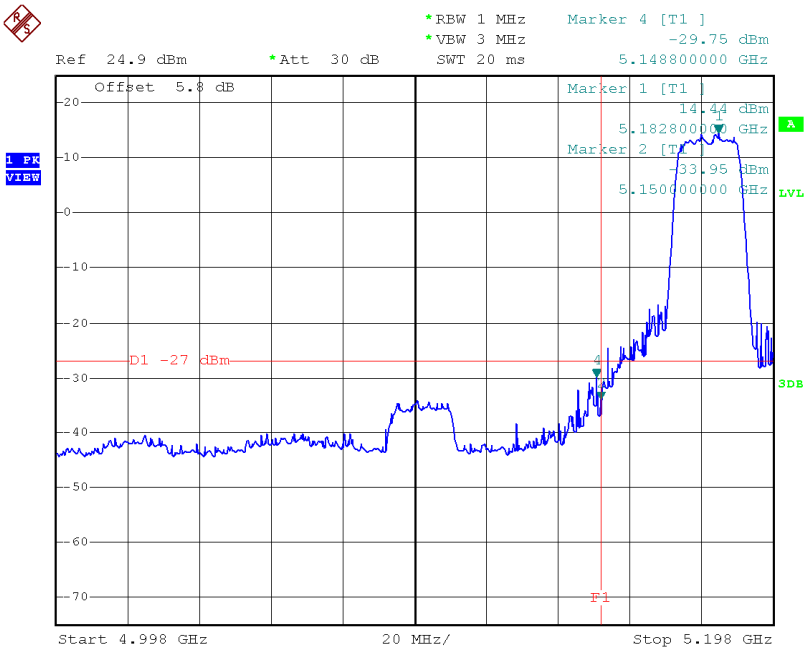

Date: 10.FEB.2015 17:47:51

TX modeCH48

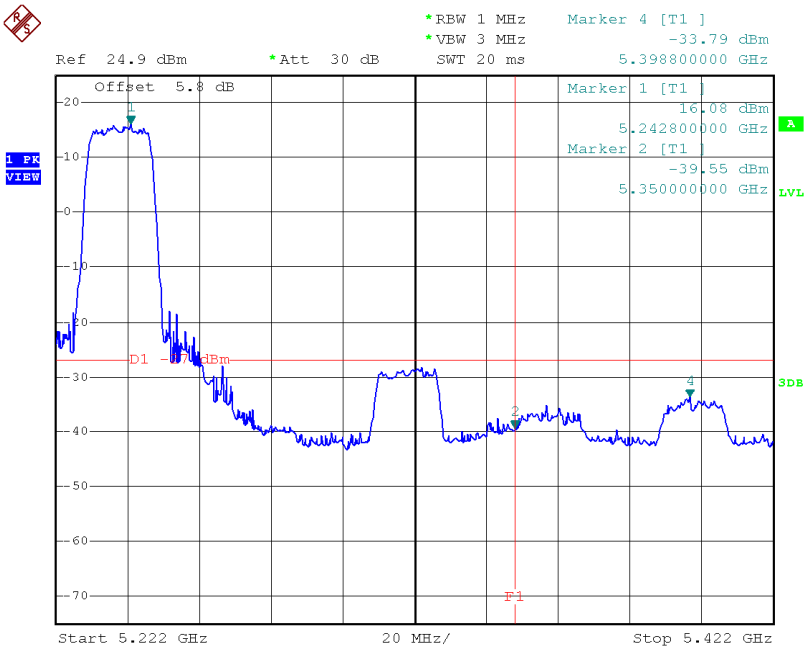

Date: 10.FEB.2015 17:49:26

Test Mode:	UNII-1/TX N40 Mode_ANT 3

TX mode CH38

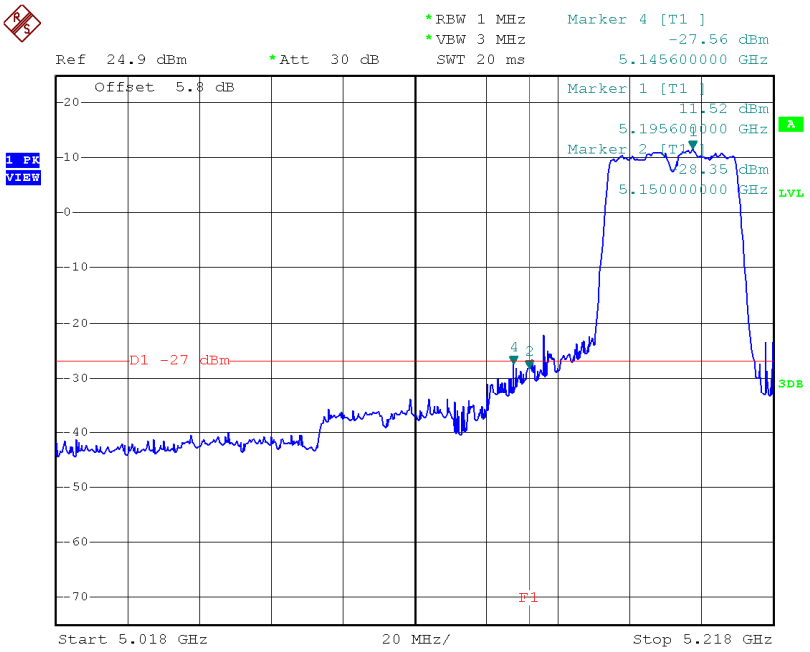

Date: 10.FEB.2015 16:39:46

TX modeCH46

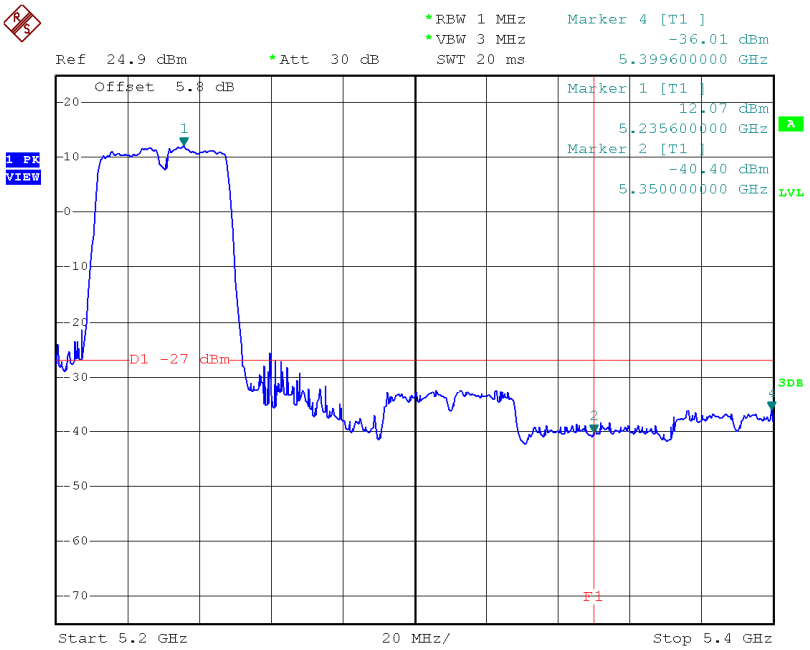

Date: 10.FEB.2015 16:41:30

Test Mode:	UNII-1/TX N40 Mode_ANT 4

TX mode CH38

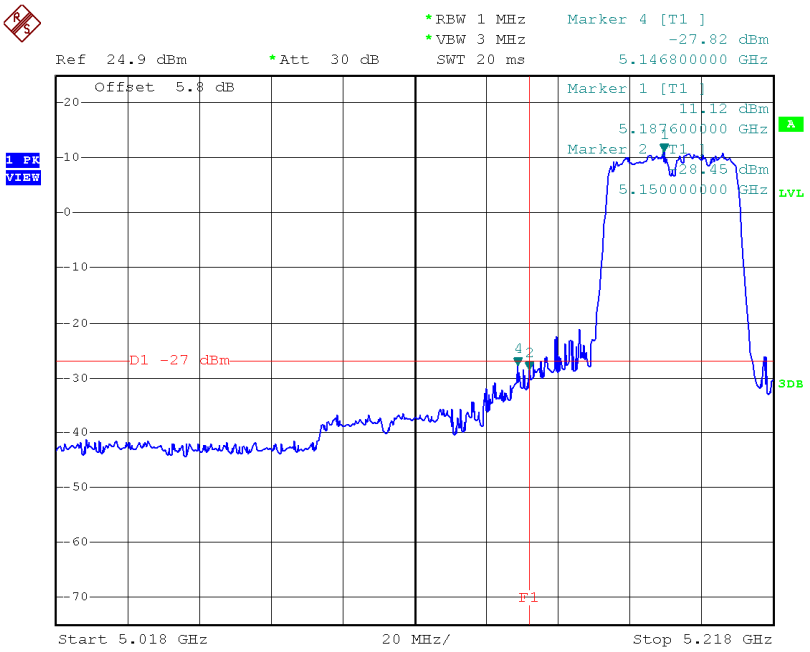

Date: 10.FEB.2015 18:12:10

TX modeCH46

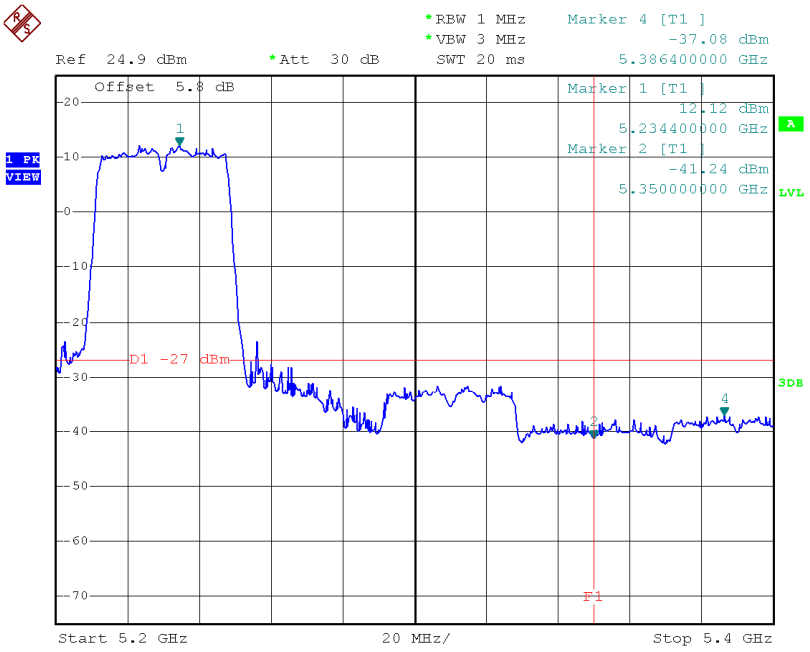

Date: 10.FEB.2015 18:13:23

Test Mode:	UNII-3/TX A Mode_ANT 3

TX A Mode CH149

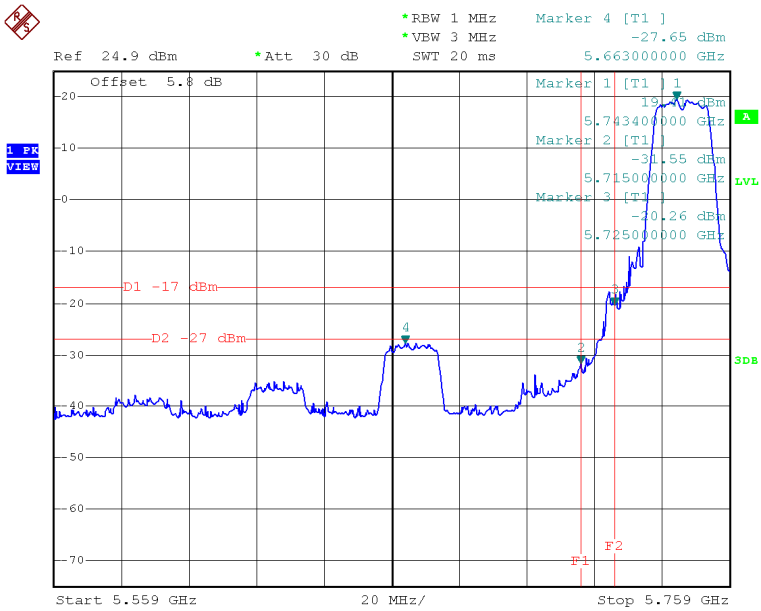

Date: 10.FEB.2015 15:35:18

TX A Mode CH165

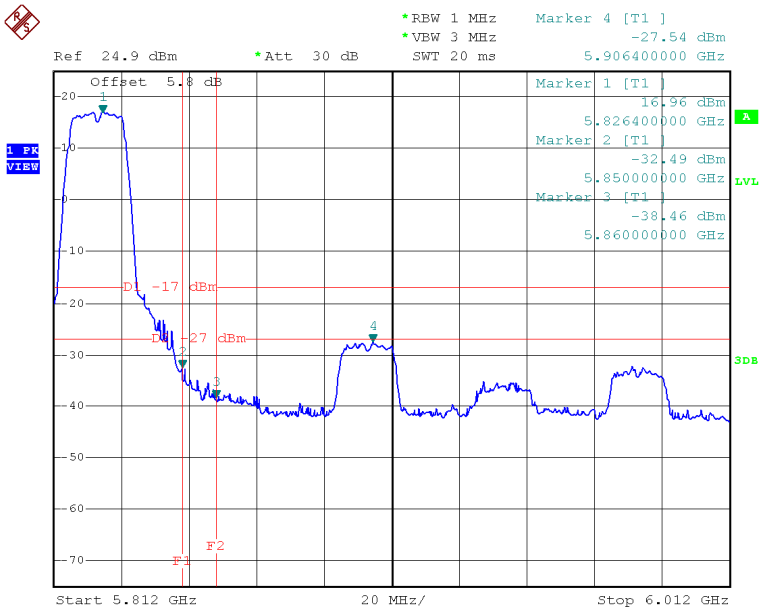

Date: 10.FEB.2015 15:32:21

Test Mode:	UNII-3/TX N20 Mode_ANT 3

TX HT20 mode CH149

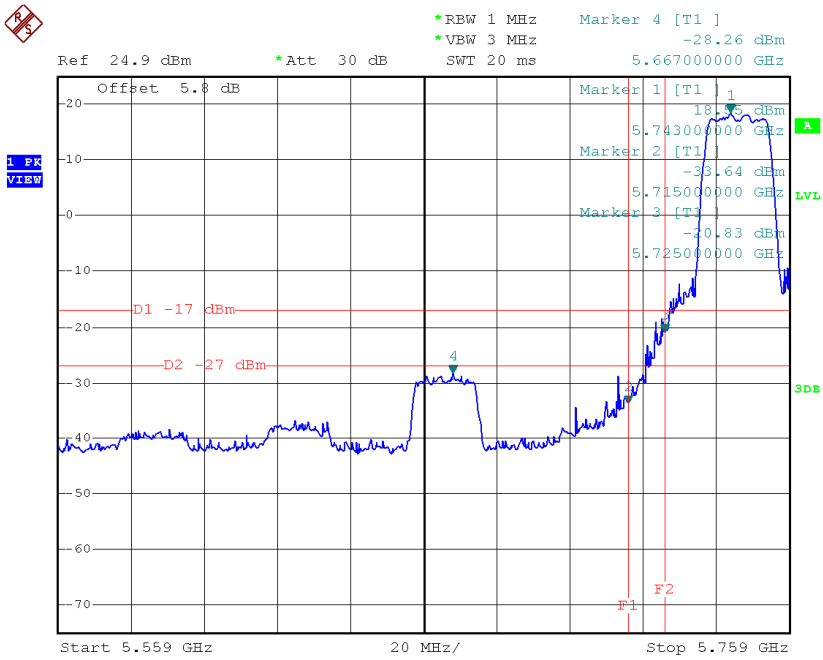

Date: 10.FEB.2015 15:59:17

TX HT20 mode CH165

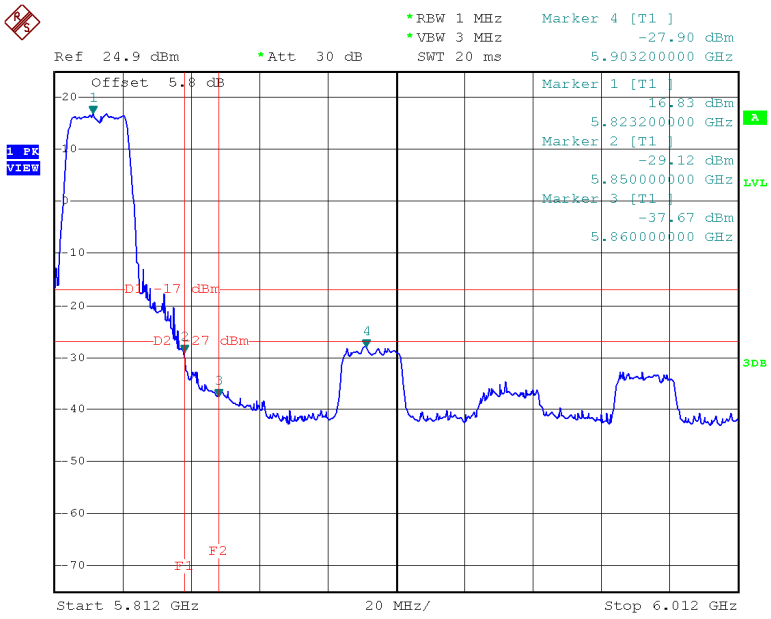

Date: 10.FEB.2015 16:05:44

Test Mode:	UNII-3/TX N20 Mode_ANT 4

TX HT20 mode CH149

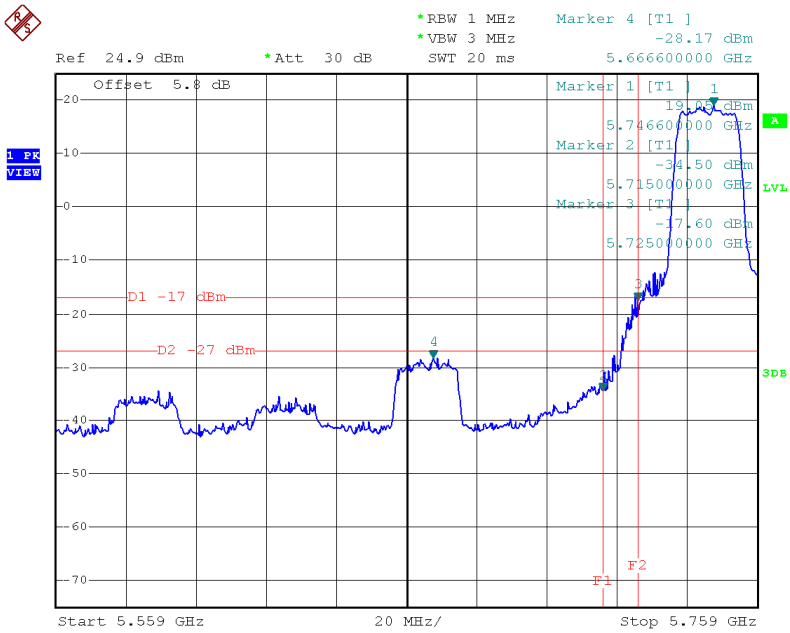

Date: 10.FEB.2015 17:53:48

X HT20 mode CH165

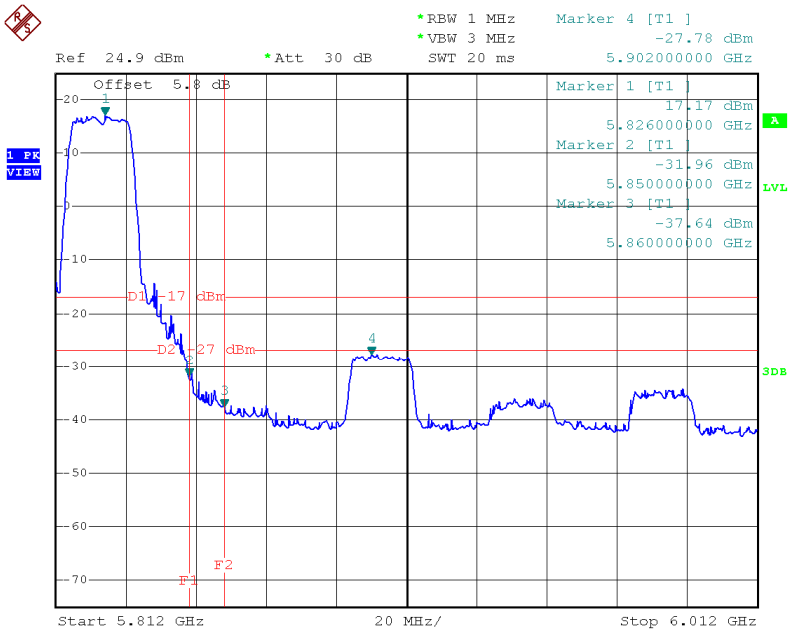

Test Mode:	UNII-3/TX N40 Mode_ANT 3

UNII-3/TX HT40 mode CH151

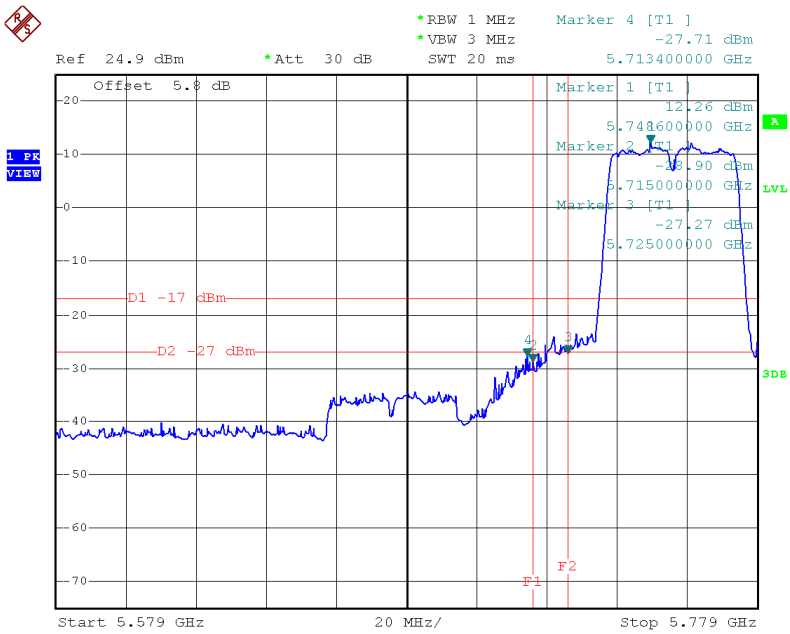

Date: 10.FEB.2015 16:50:47

UNII-3/TX HT40 mode CH159

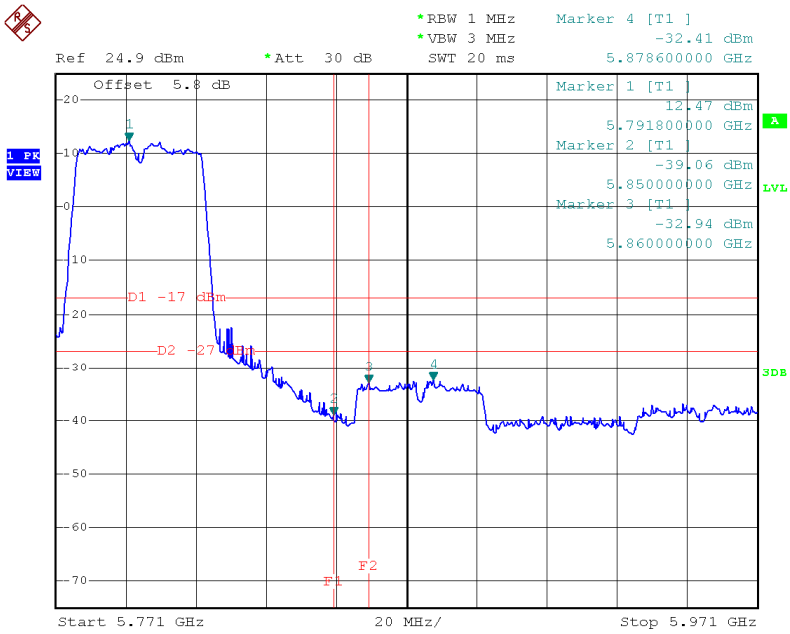

Date: 10.FEB.2015 16:52:55

Test Mode:	UNII-3/TX N40 Mode_ANT 4

TX HT40 mode CH151

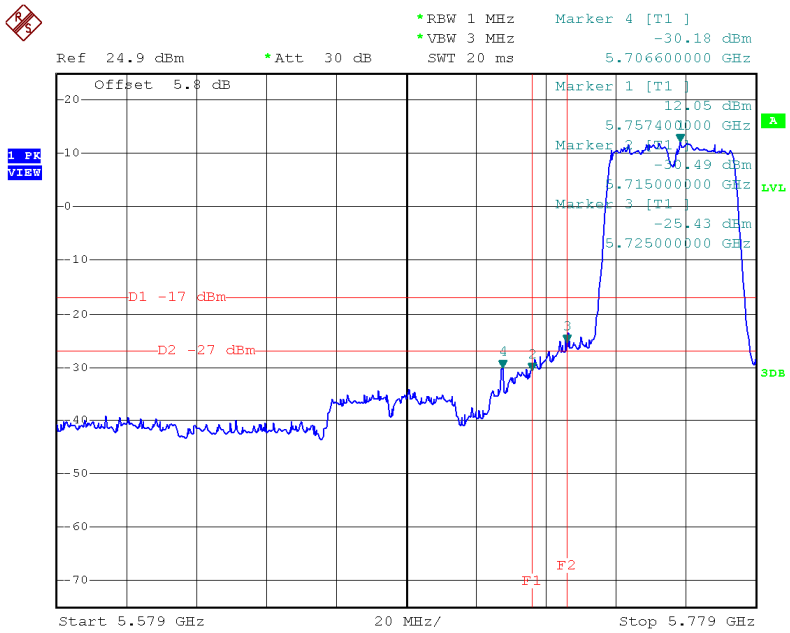

Date: 10.FEB.2015 18:15:23

HT40 mode CH159

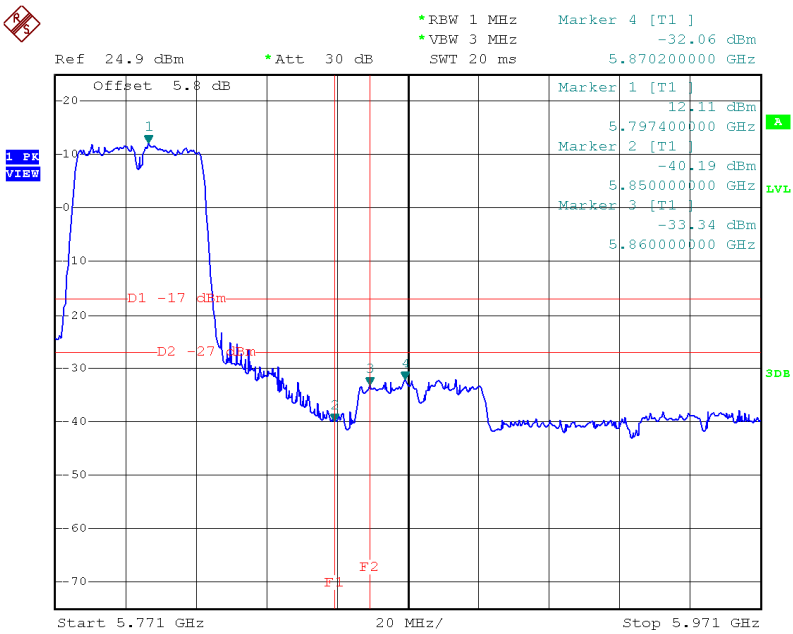

Test Mode:	UNII-1/TX AC20 Mode_ANT 3

TX mode CH36

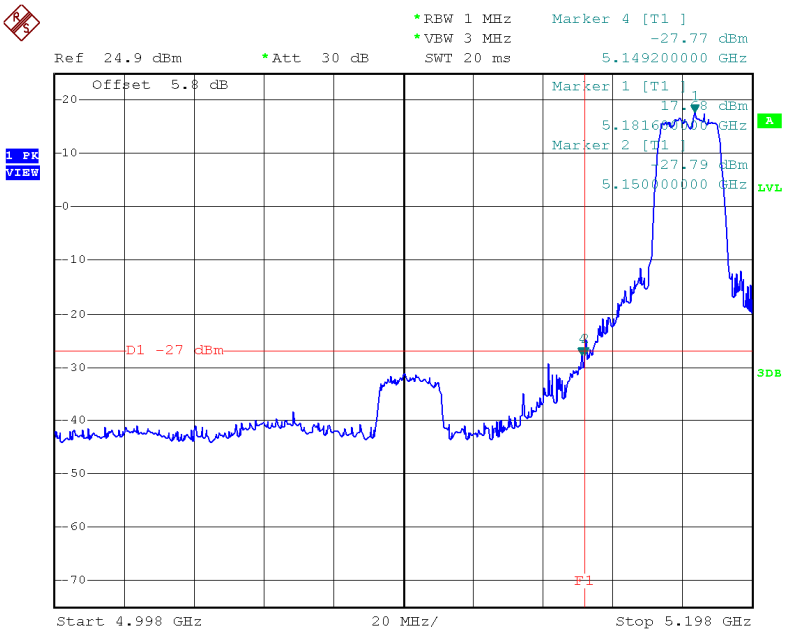

Date: 10.FEB.2015 16:08:53

TX modeCH48

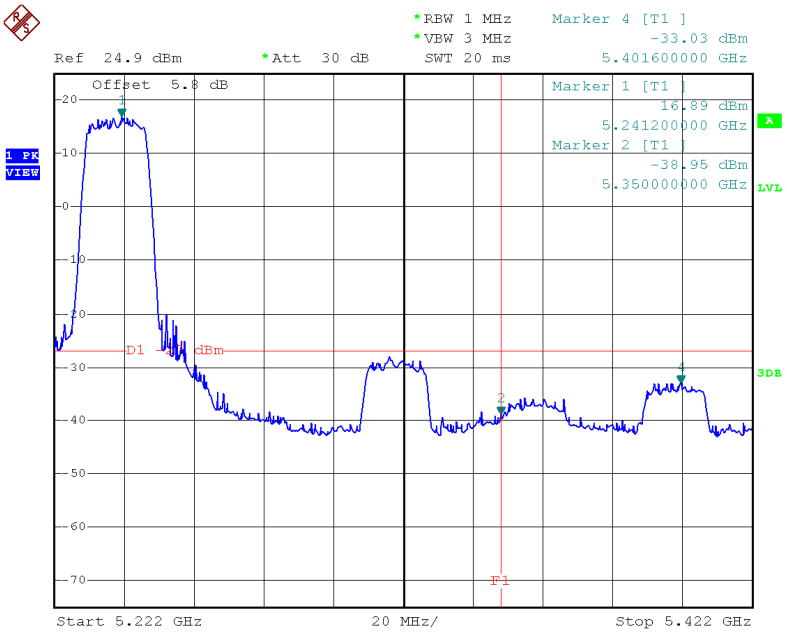

Date: 10.FEB.2015 16:19:56

Test Mode:	UNII-1/TX AC20 Mode_ANT 4

TX mode CH36

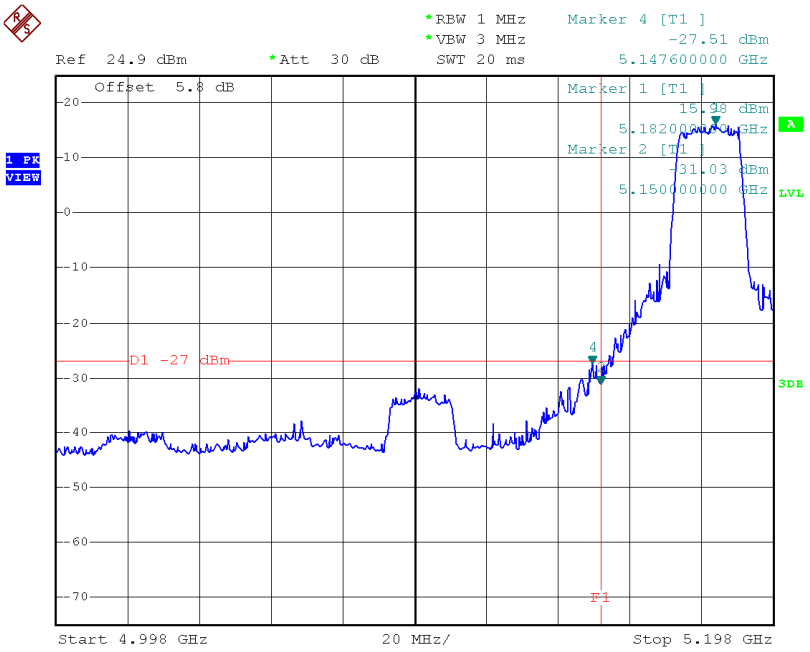

Date: 10.FEB.2015 17:59:15

TX modeCH48

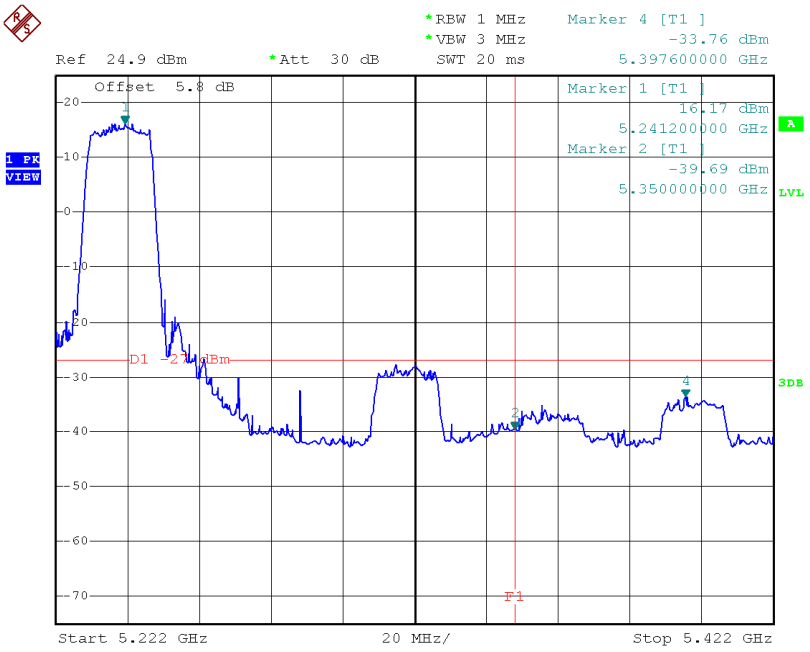

Date: 10.FEB.2015 18:01:19

Test Mode:	UNII-1/TX AC40 Mode_ANT 3

TX mode CH38

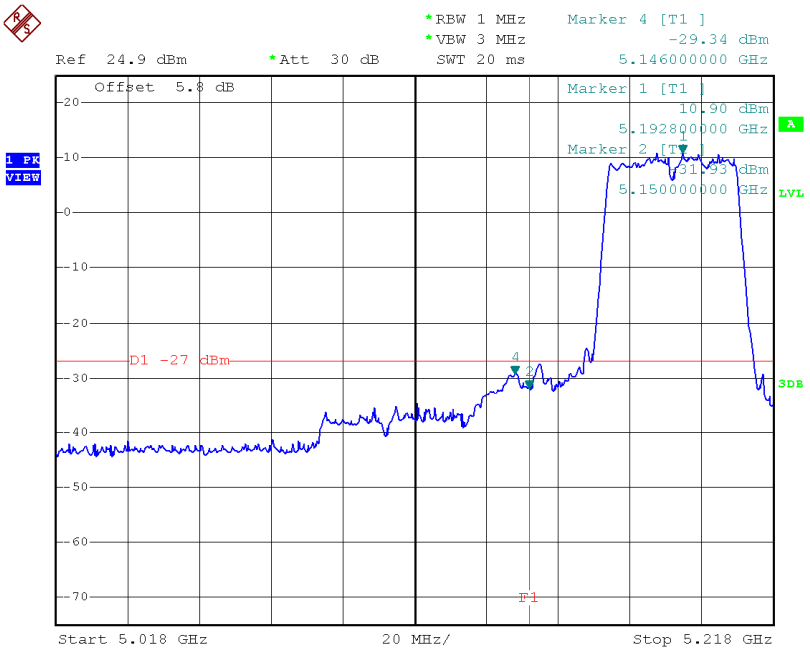

Date: 10.FEB.2015 16:58:04

TX modeCH46

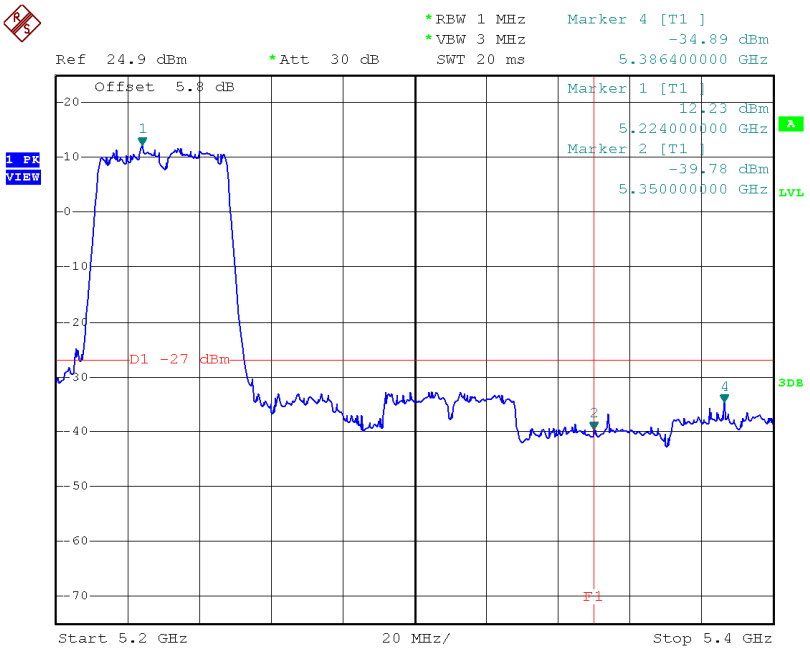

Date: 10.FEB.2015 16:59:59

Test Mode:	UNII-1/TX AC40 Mode_ANT 4

TX mode CH38

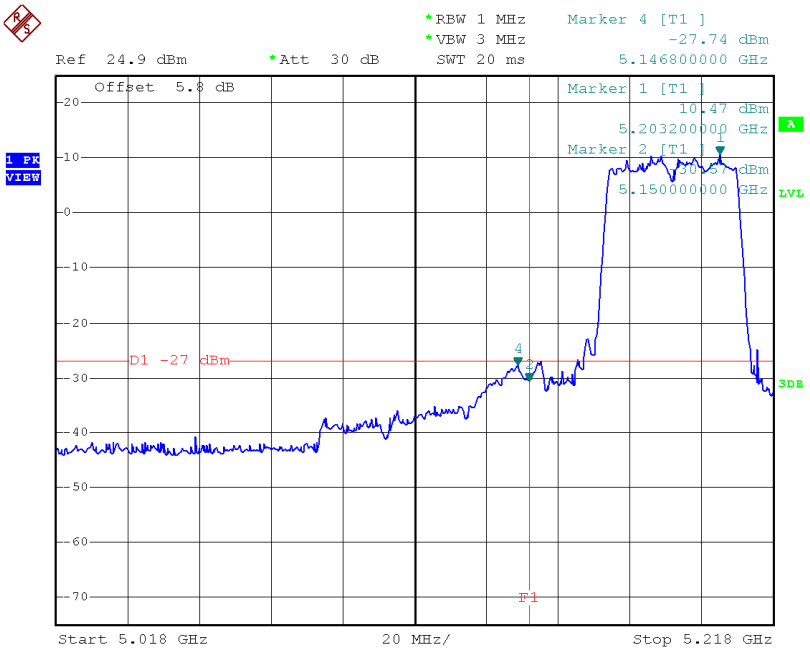

Date: 10.FEB.2015 18:19:21

TX modeCH46

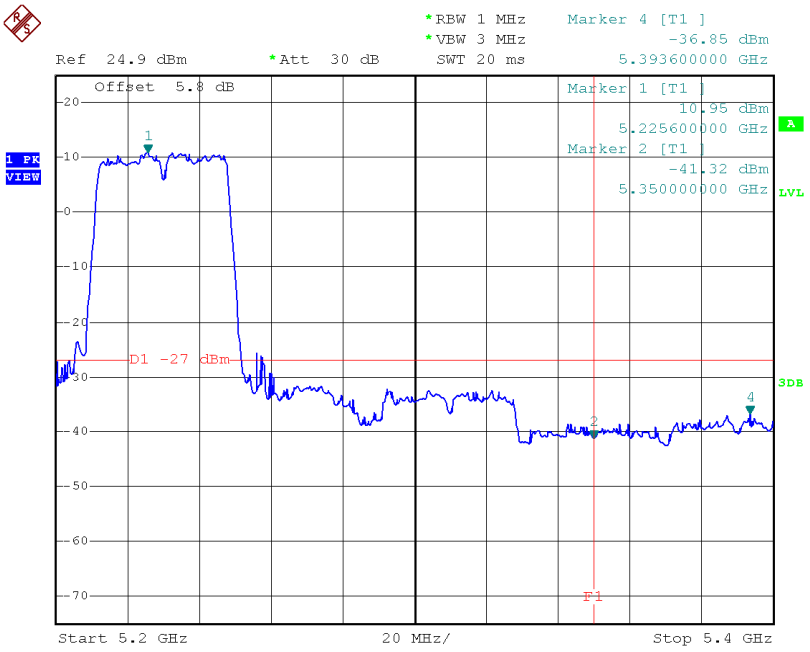

Date: 10.FEB.2015 18:20:23

Test Mode:	UNII-1/TX AC80 Mode_ANT 3

TX mode CH42

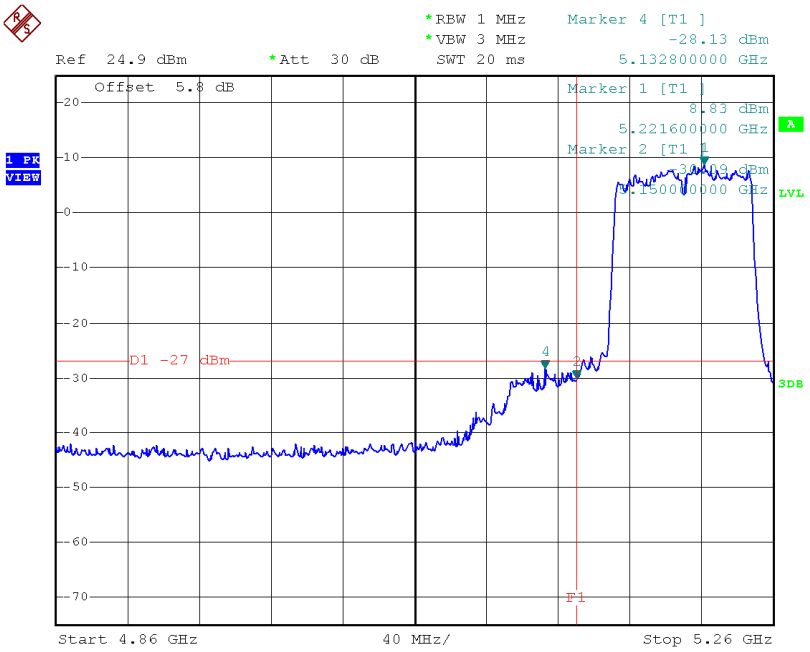

Date: 10.FEB.2015 17:18:41

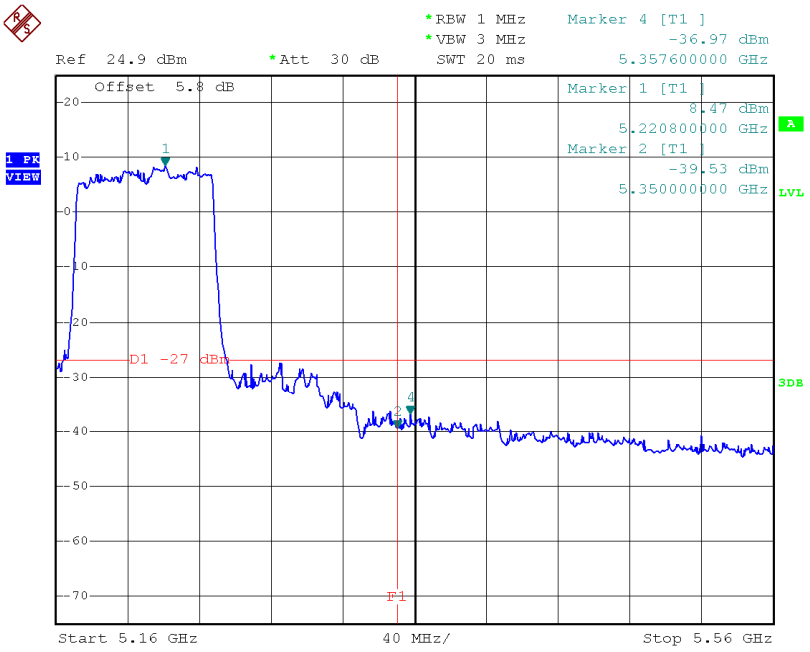

Date: 10.FEB.2015 17:18:49

Test Mode:	UNII-1/TX AC80 Mode_ANT 4

TX mode CH42

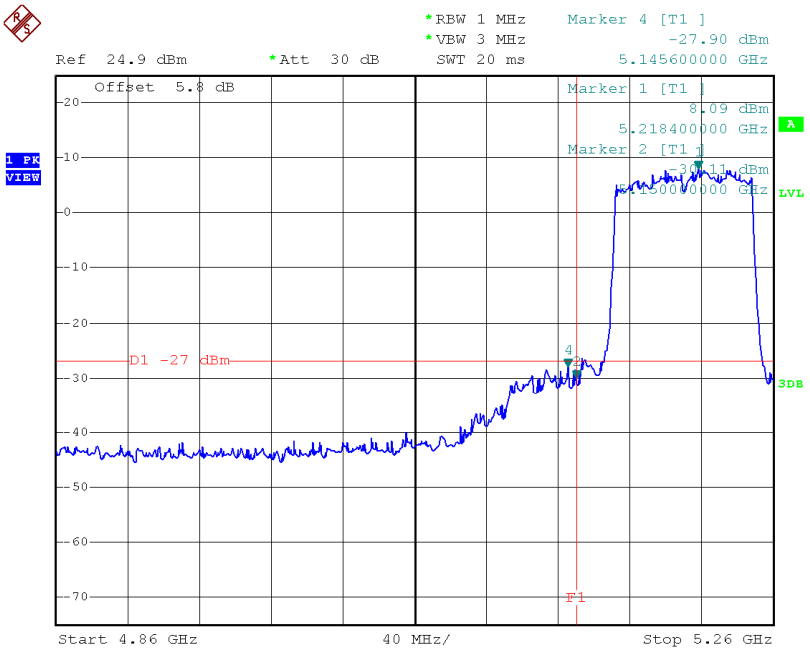

Date: 10.FEB.2015 18:26:15

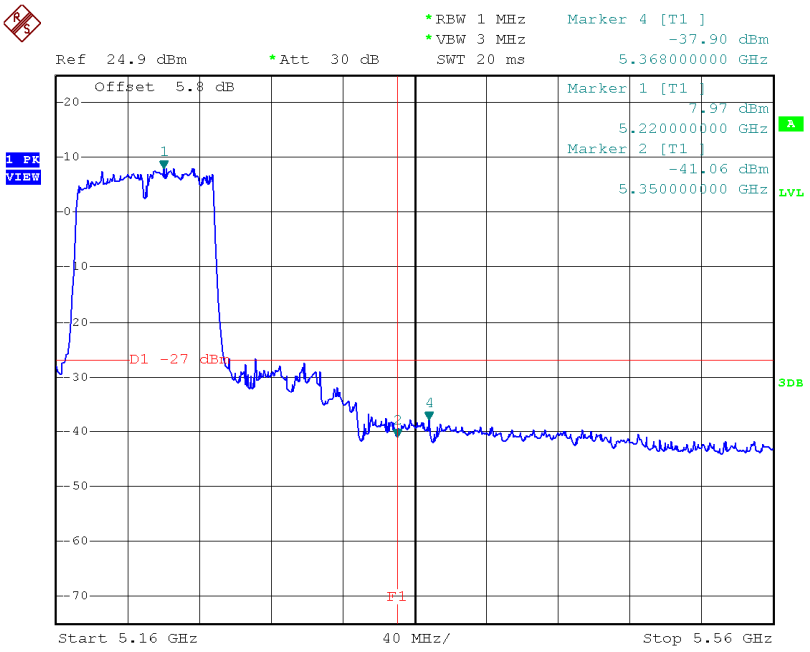

Date: 10.FEB.2015 18:26:22

Test Mode:	UNII-3/TX AC20 Mode_ANT 3

TX AC HT20 mode CH149

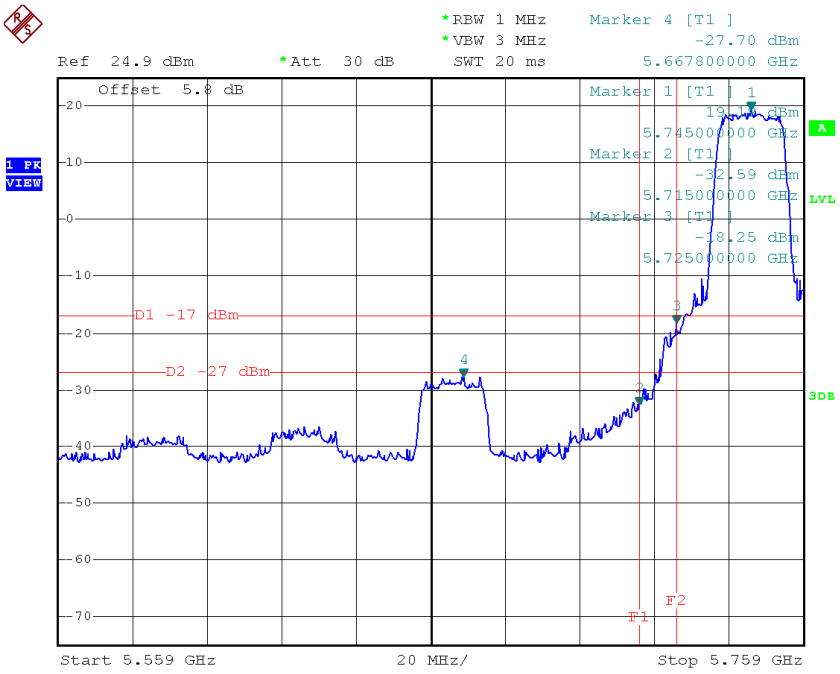

Date: 10.FEB.2015 16:25:35

TX AC HT20 mode CH165

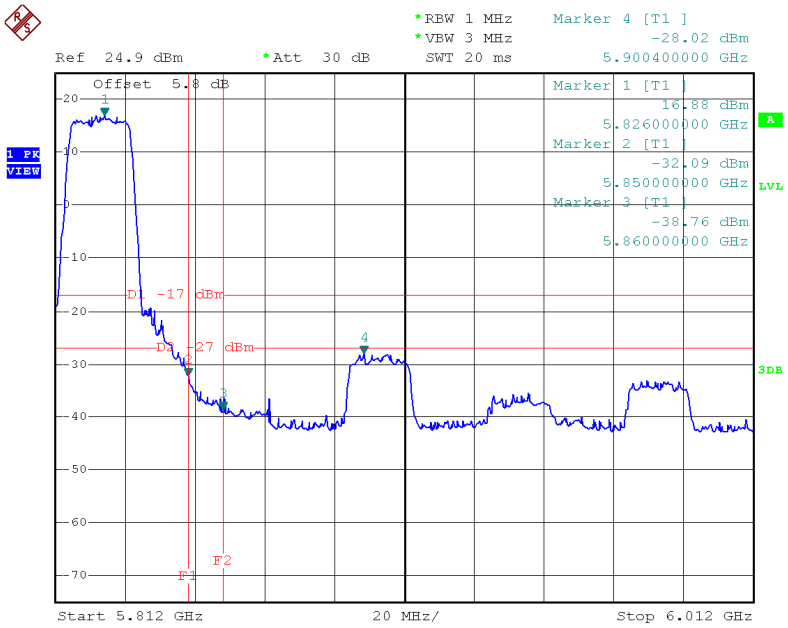

Date: 10.FEB.2015 16:34:05

Test Mode:	UNII-3/TX AC20 Mode_ANT 4

TX AC HT20 mode CH149

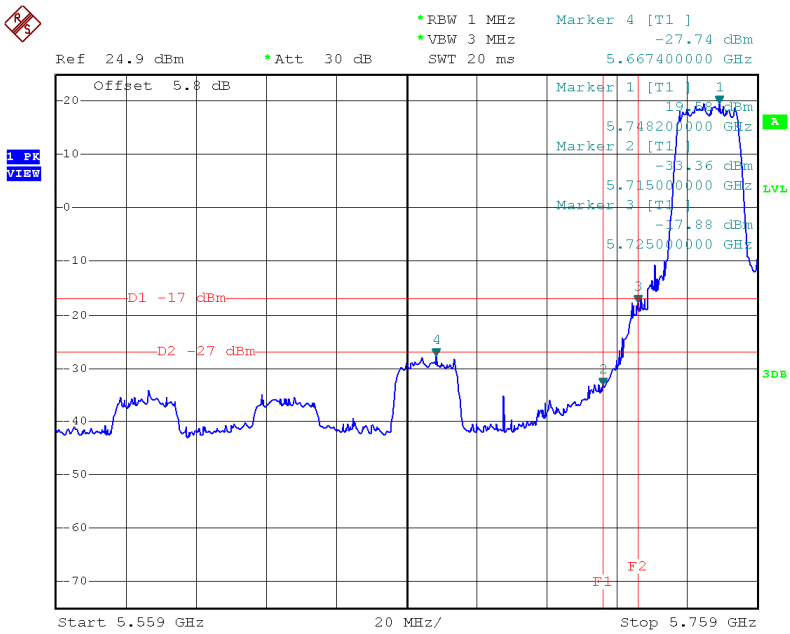

Date: 10.FEB.2015 18:03:40

TX AC HT20 mode CH165

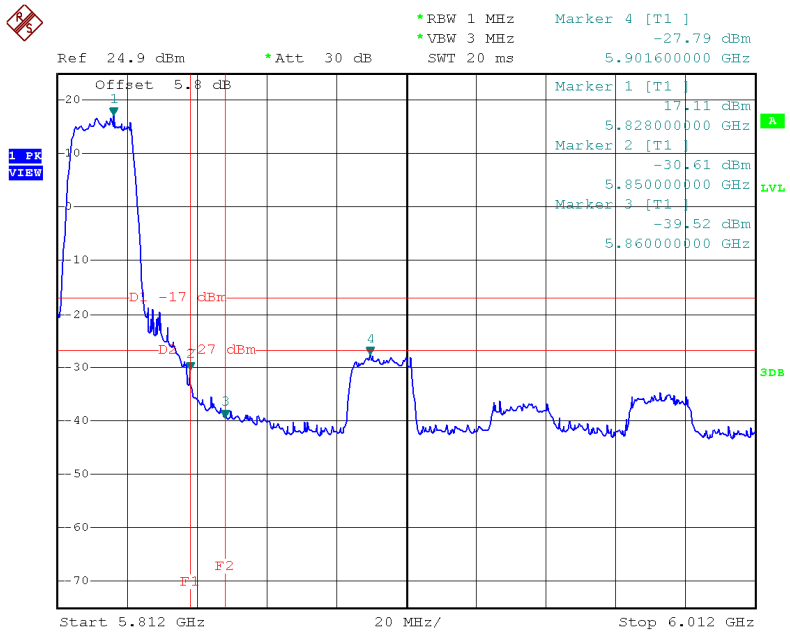

Test Mode:	UNII-3/TX AC40 Mode_ANT 3

TX AC HT40 mode CH151

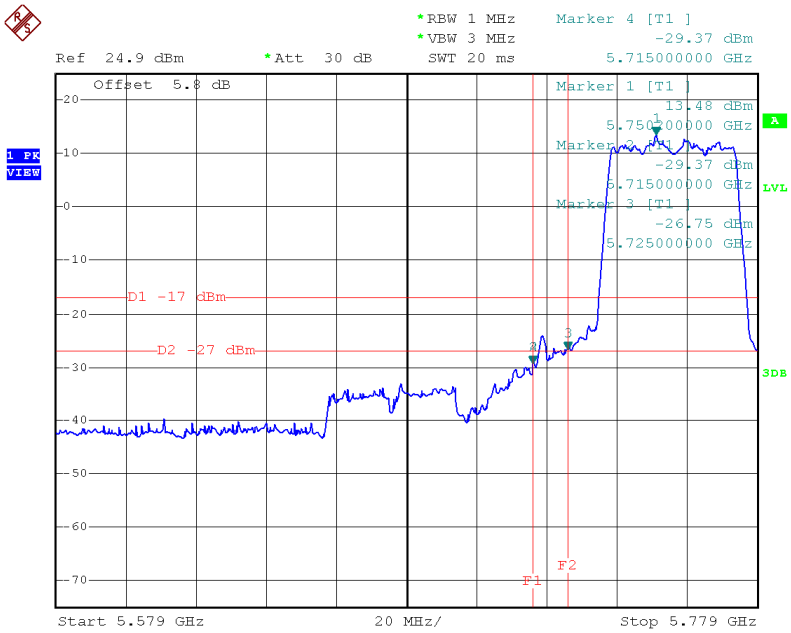

Date: 10.FEB.2015 17:04:42

TX AC HT40 mode CH159

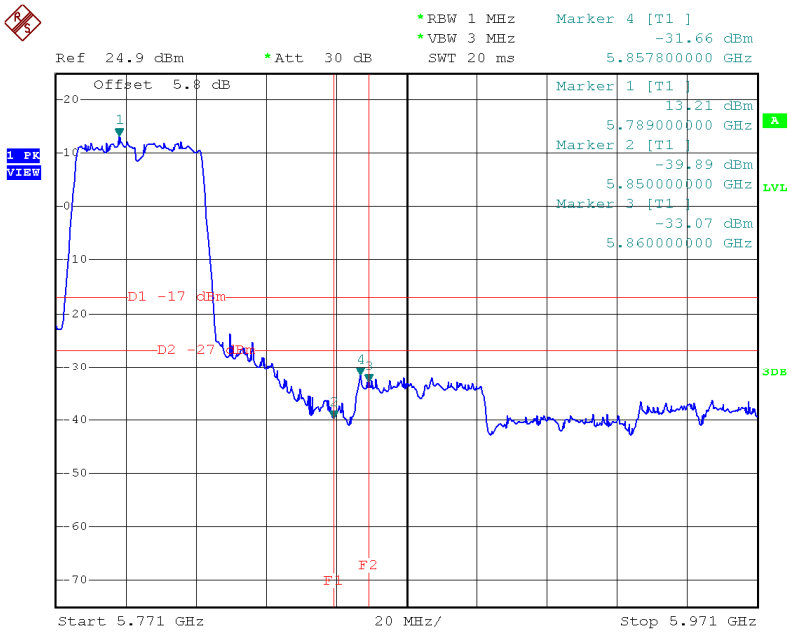

Date: 10.FEB.2015 17:10:12

Test Mode:	UNII-3/TX AC40 Mode_ANT 4

TX AC HT40 mode CH151

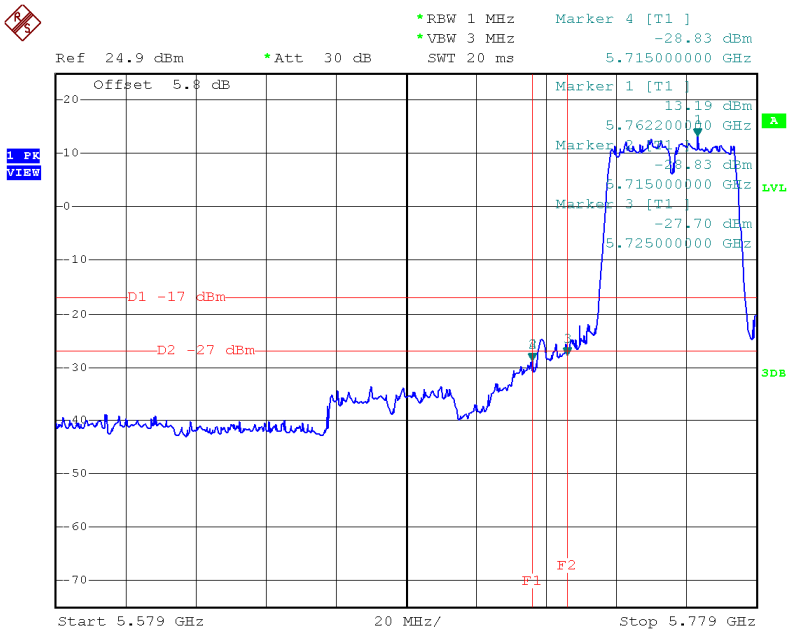

Date: 10.FEB.2015 18:23:25

TX AC HT40 mode CH159

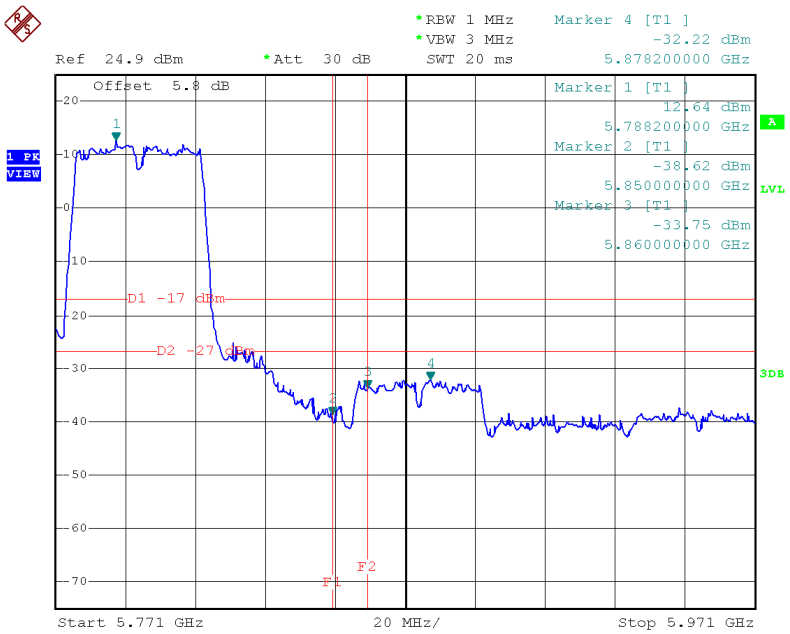

Test Mode:	UNII-3/TX AC80 Mode_ANT 3

TX AC HT80 mode CH155

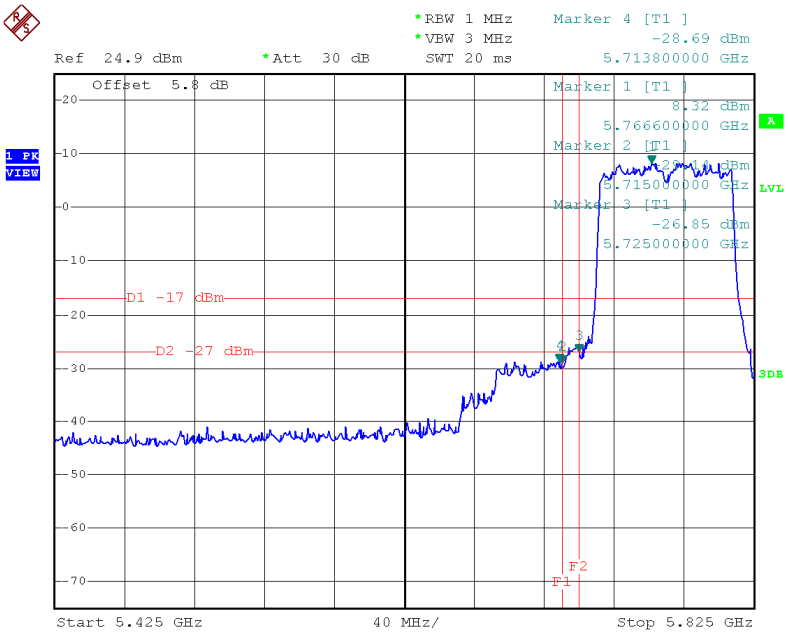

Date: 10.FEB.2015 17:22:55

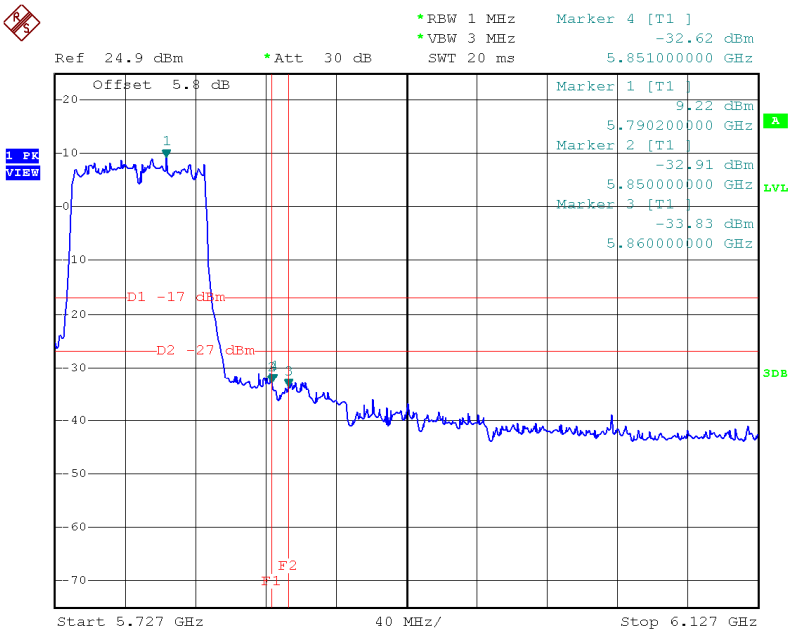

Date: 10.FEB.2015 17:23:03

Test Mode:	UNII-3/TX AC80 Mode_ANT 4

TX AC HT80 mode CH155

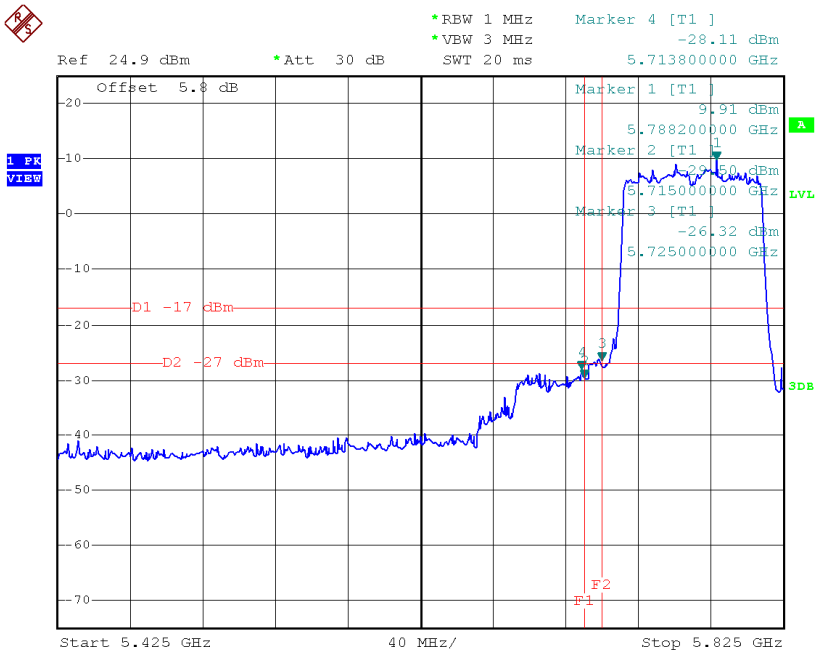

Date: 10.FEB.2015 18:29:20

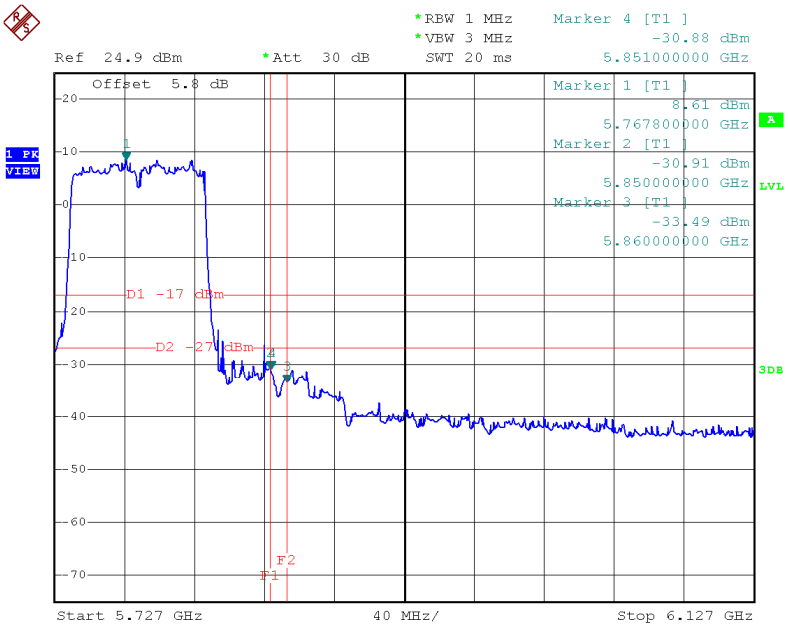

Date: 10.FEB.2015 18:28:23

ATTACHMENTH - POWER SPECTRAL DENSITY

Test Mode: UNII-1/ TX A Mode_CH36/CH40/CH48_ANT 3

Channel	Frequency (MHz)	Power Density (dBm/MHz)	Duty Factor (dBm/MHz)	Power Density+Duty Factor (dBm/MHz)	Limit (dBm/MHz)
CH36	5180	4.83	0.06	4.89	17.00
CH40	5200	3.93	0.06	3.99	17.00
CH48	5240	4.35	0.06	4.41	17.00

CH36

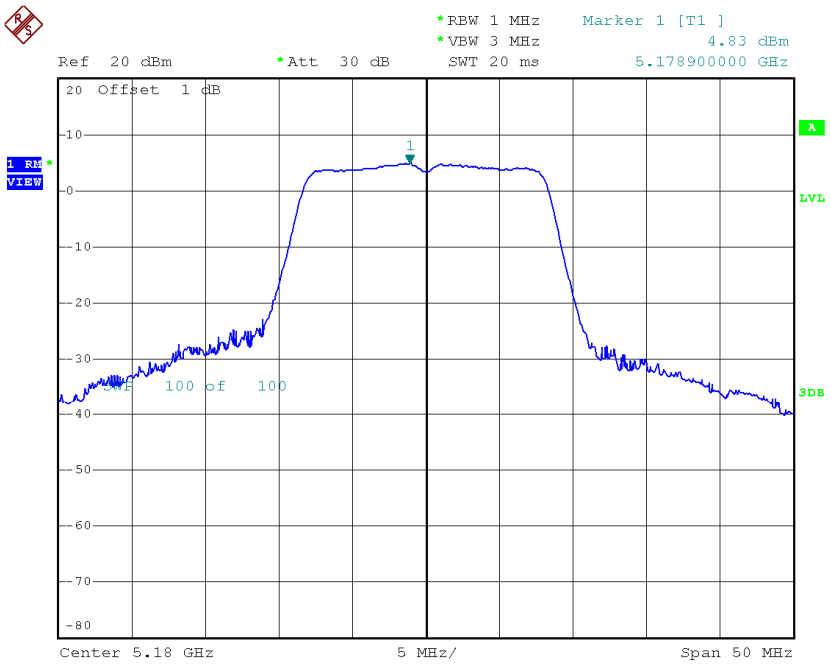

Date: 10.FEB.2015 14:59:43

CH40

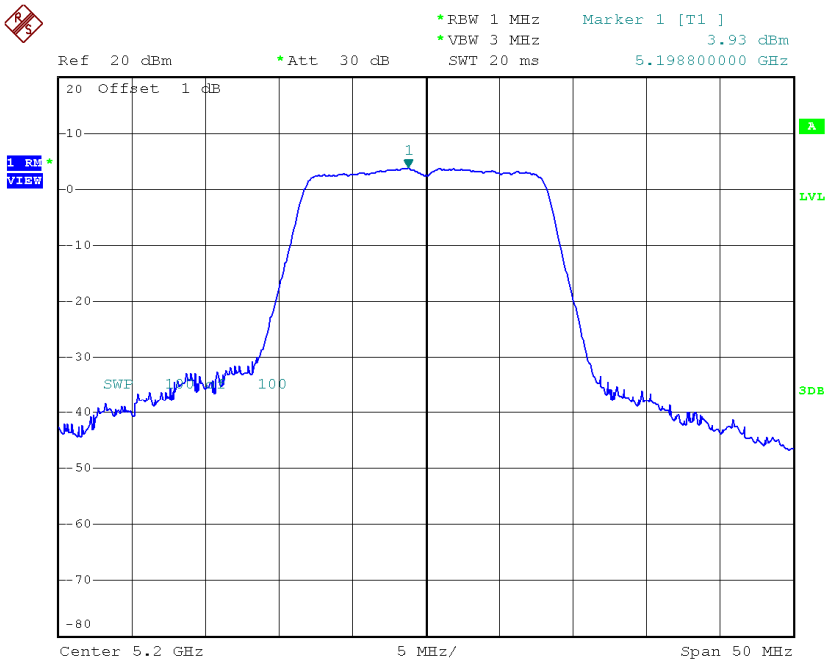

Date: 10.FEB.2015 15:19:29

CH48

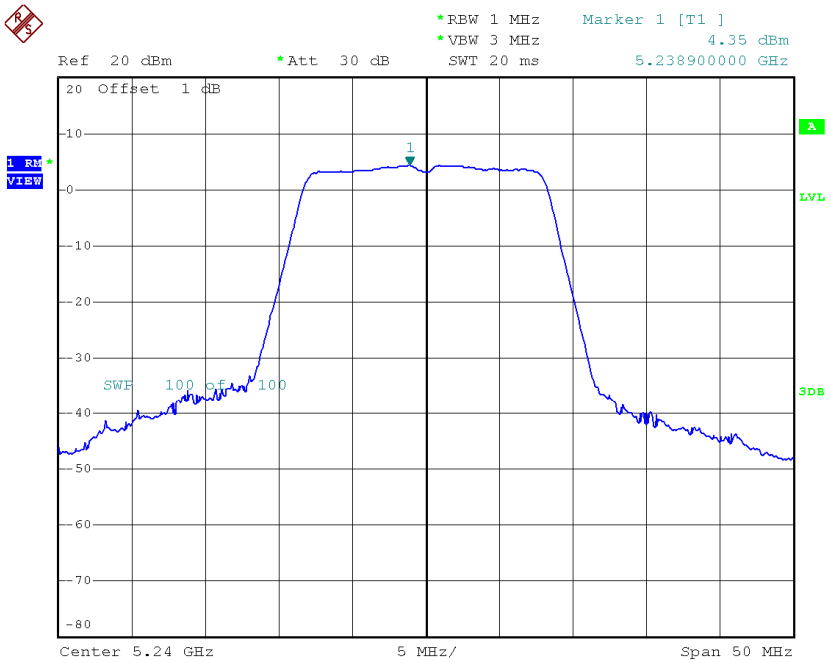

Date: 10.FEB.2015 14:48:42

Test Mode: UNII-1/TX N20 Mode_CH36/CH40/CH48_ANT 3

Channel	Frequency (MHz)	Power Density (dBm/MHz)	Duty Factor (dBm/MHz)	Power Density+Duty Factor (dBm/MHz)	Limit (dBm/MHz)
CH36	5180	1.48	0.29	1.77	17.00
CH40	5200	2.40	0.29	2.69	17.00
CH48	5240	3.02	0.29	3.31	17.00

CH36

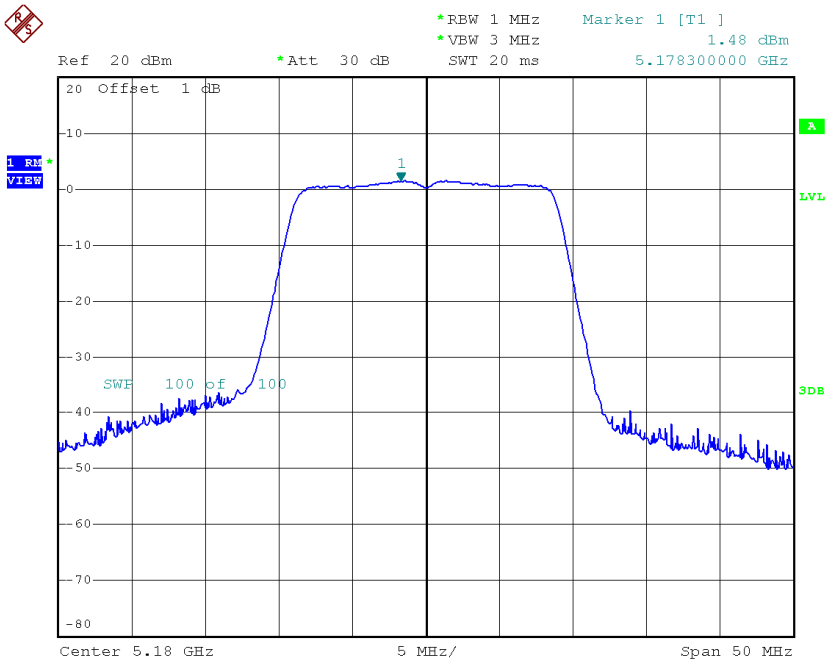

Date: 10.FEB.2015 15:43:08

CH40

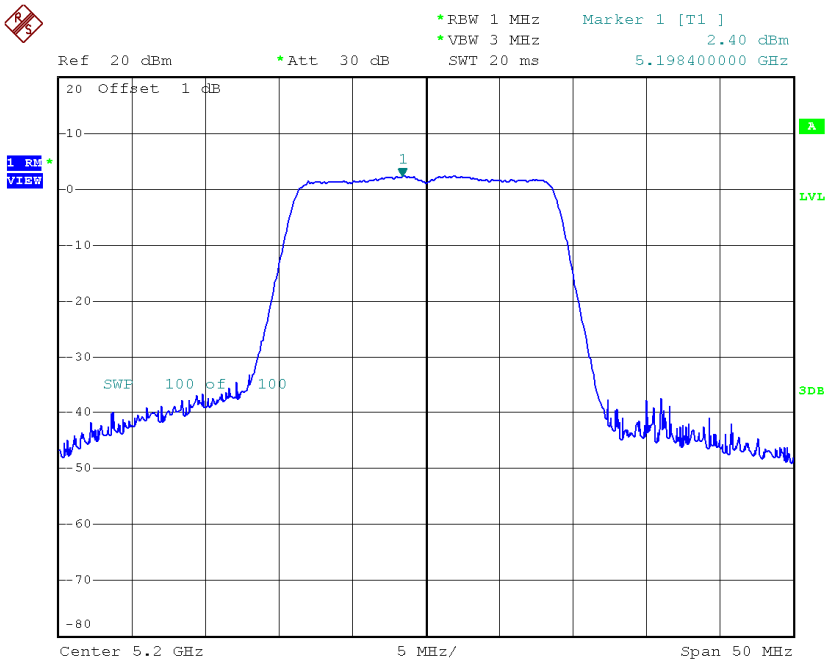

Date: 10.FEB.2015 15:45:21

CH48

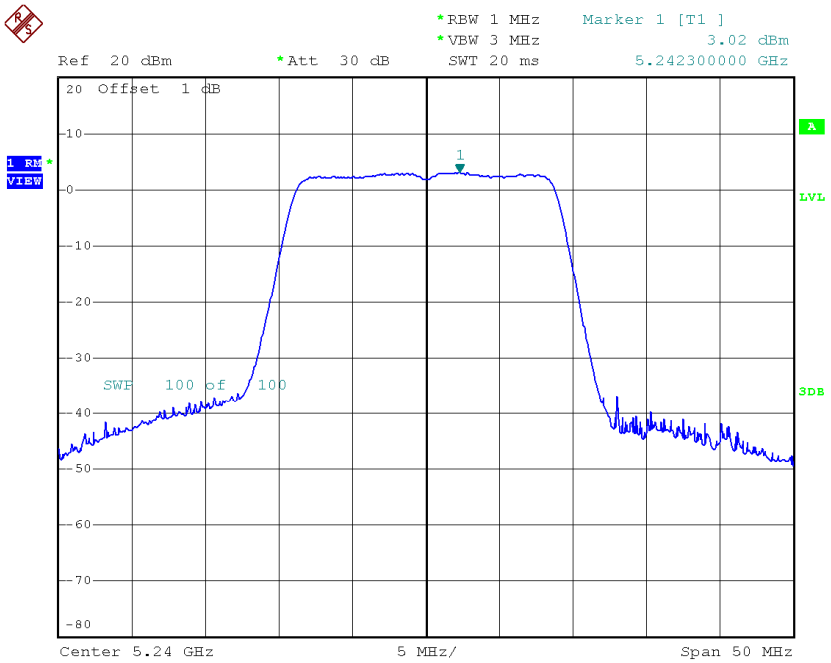

Date: 10.FEB.2015 15:46:31

Test Mode: UNII-1/TX N20 Mode_CH36/CH40/CH48_ANT 4

Channel	Frequency (MHz)	Power Density (dBm/MHz)	Duty Factor (dBm/MHz)	Power Density+Duty Factor (dBm/MHz)	Limit (dBm/MHz)
CH36	5180	1.37	0.29	1.66	17.00
CH40	5200	2.42	0.29	2.71	17.00
CH48	5240	3.11	0.29	3.40	17.00

CH36

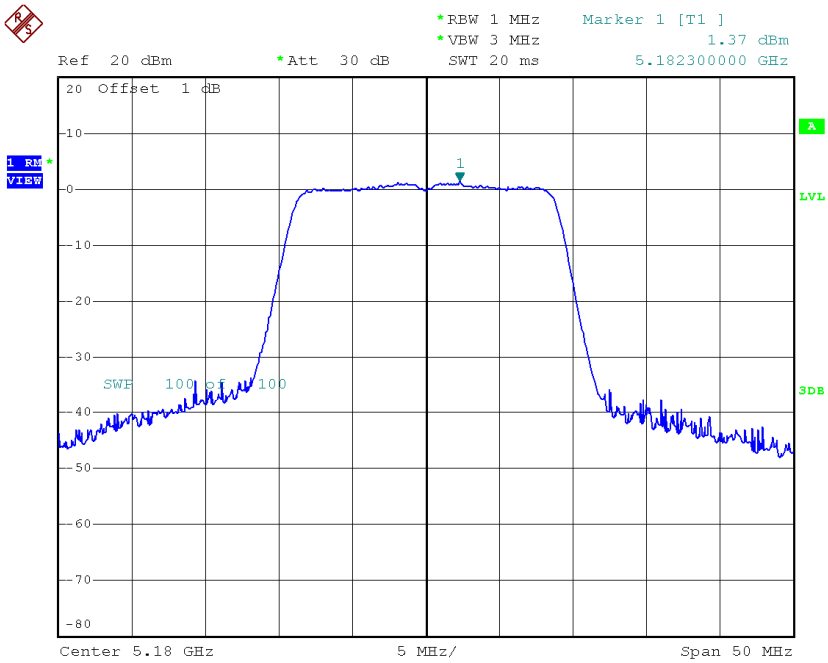

Date: 10.FEB.2015 17:47:04

CH40

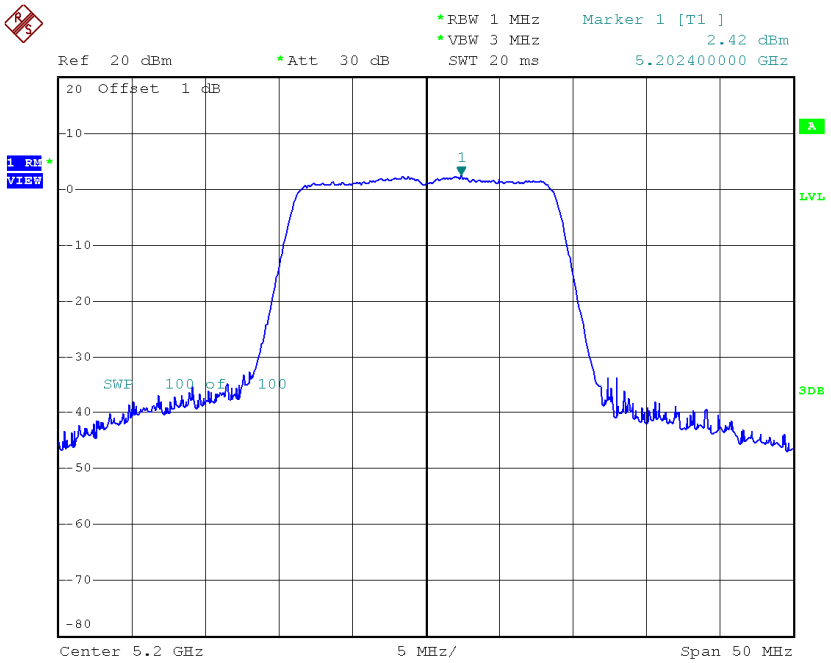

Date: 10.FEB.2015 17:48:39

CH48

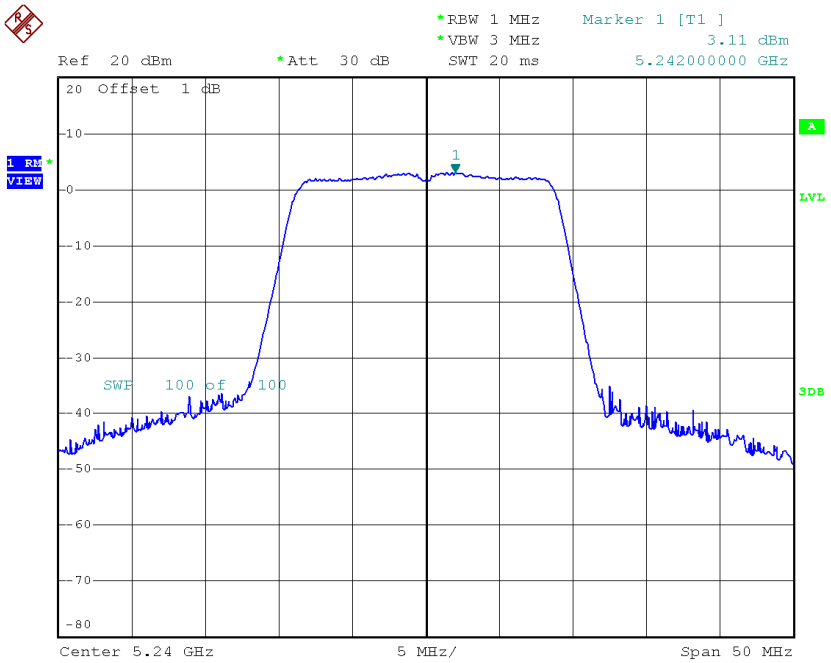

Date: 10.FEB.2015 17:49:18

Test Mode: UNII-1/TX N20 Mode_CH36/CH40/CH48_Total

Channel	Frequency (MHz)	Power Density+Duty Factor (dBm/MHz)	Limit (dBm/MHz)
CH36	5180	4.72	17.00
CH40	5200	5.71	17.00
CH48	5240	6.37	17.00

Test Mode: UNII-1/TX N40 Mode_CH38/CH46_ANT 3

Channel	Frequency (MHz)	Power Density (dBm/MHz)	Duty Factor (dBm/MHz)	Power Density+Duty Factor (dBm/MHz)	Limit (dBm/MHz)
CH38	5190	-1.48	0.62	-0.86	17.00
CH46	5230	-0.70	0.62	-0.08	17.00

CH38

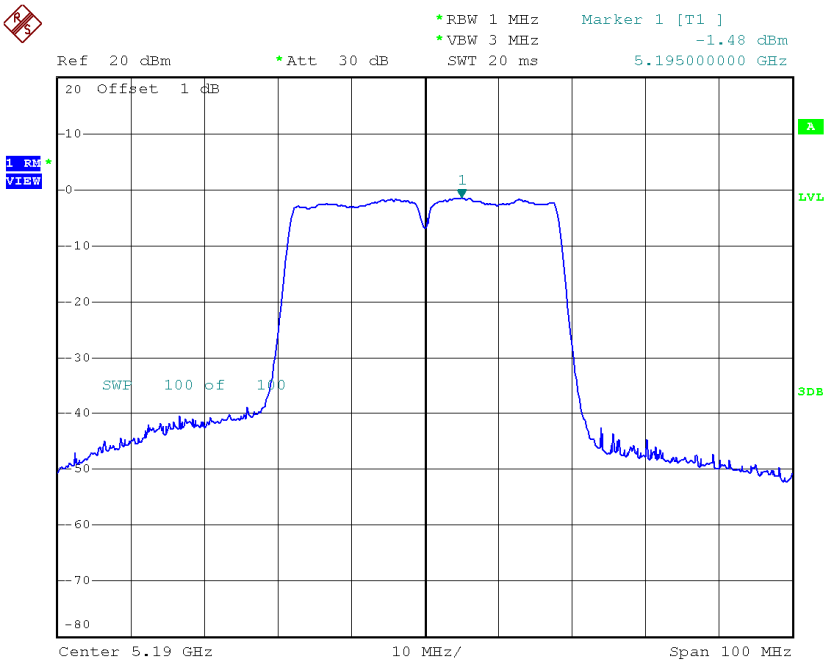

Date: 10.FEB.2015 16:39:38

CH46

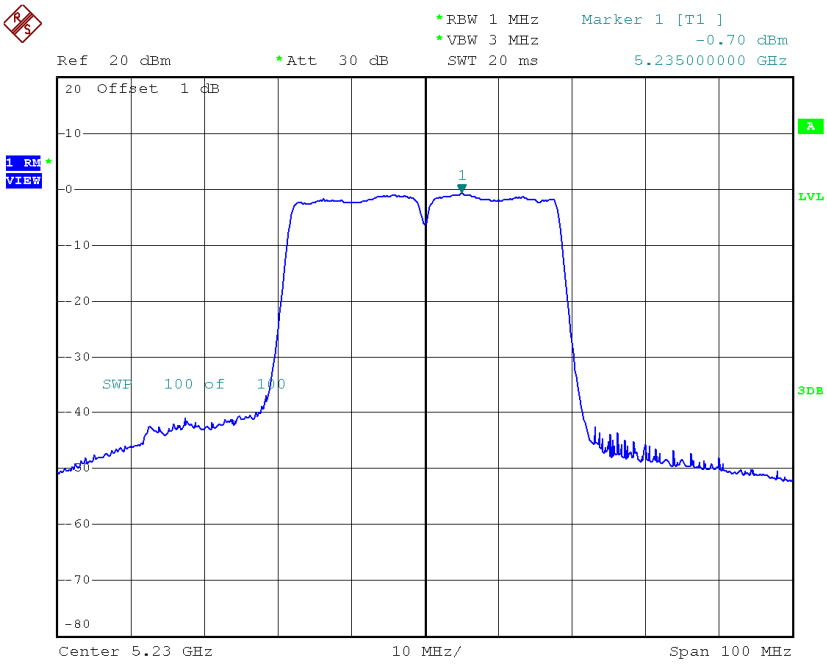

Date: 10.FEB.2015 16:41:23

Test Mode: UNII-1/TX N40 Mode_CH38/CH46_ANT 4

Channel	Frequency (MHz)	Power Density (dBm/MHz)	Duty Factor (dBm/MHz)	Power Density+Duty Factor (dBm/MHz)	Limit (dBm/MHz)
CH38	5190	-1.96	0.62	-1.34	17.00
CH46	5230	-0.87	0.62	-0.25	17.00

CH38

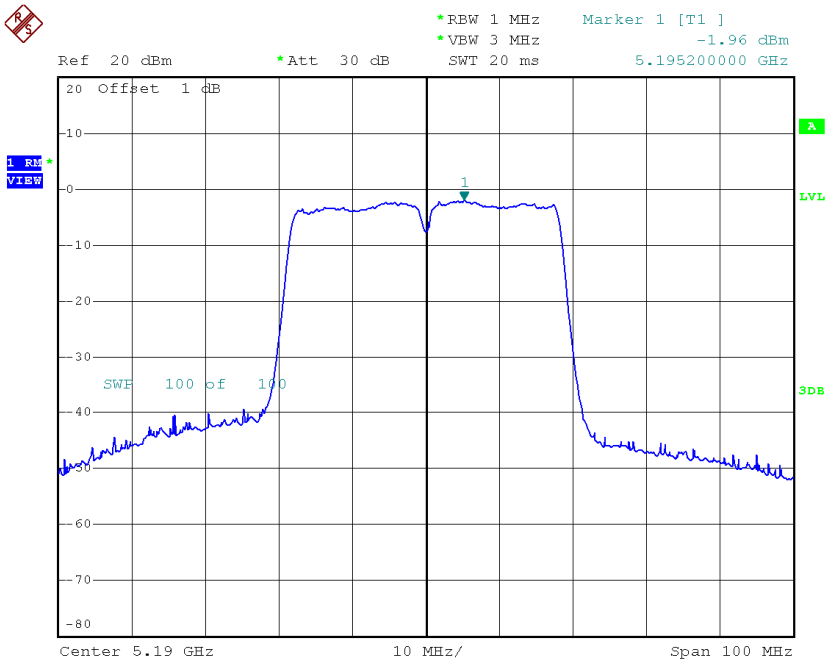

Date: 10.FEB.2015 18:11:47

CH46

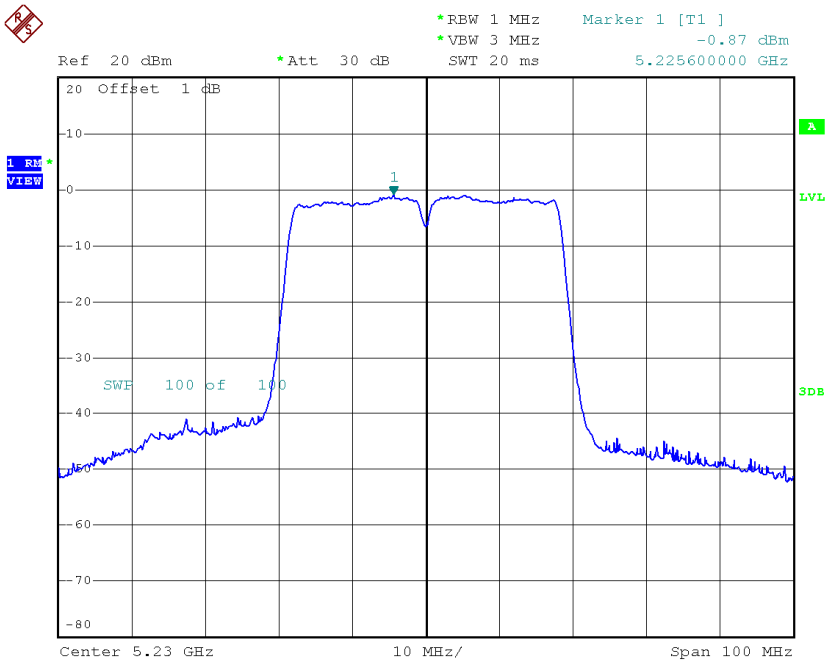

Date: 10.FEB.2015 18:13:15

Test Mode: UNII-1/TX N40 Mode_CH38/CH46_Total

Channel	Frequency (MHz)	Power Density+Duty Factor (dBm/MHz)	Limit (dBm/MHz)
CH38	5190	1.92	17.00
CH46	5230	2.85	17.00

Test Mode: UNII-3/TX A Mode_CH149/CH157/CH165_ANT 3

Channel	Frequency (MHz)	Power Density (dBm/MHz)	Duty Factor (dBm/MHz)	Power Density+Duty Factor (dBm/MHz)	Limit (dBm/MHz)
CH149	5745	3.65	0.06	3.71	30.00
CH157	5785	4.06	0.06	4.12	30.00
CH165	5825	1.47	0.06	1.53	30.00

TX CH149

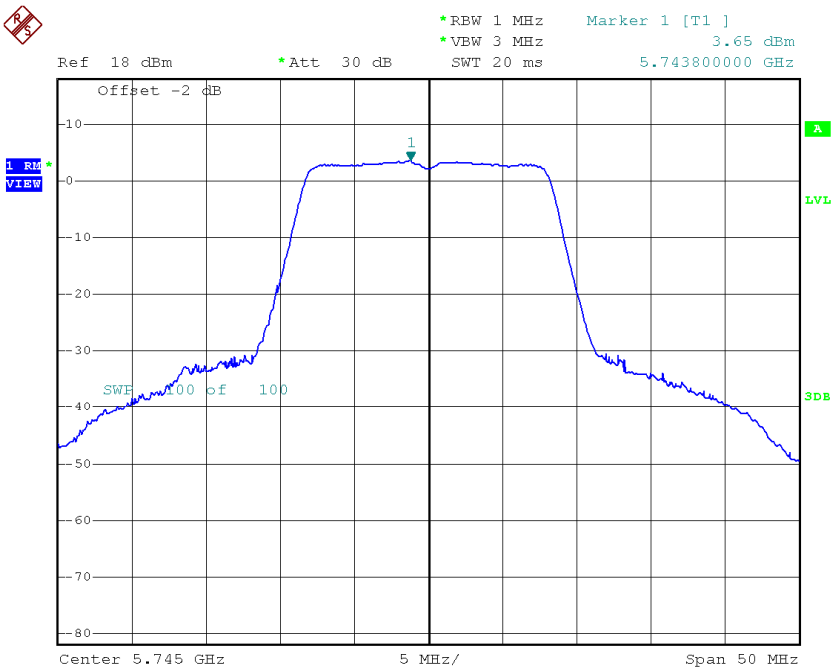

Date: 10.FEB.2015 15:24:33

TX CH157

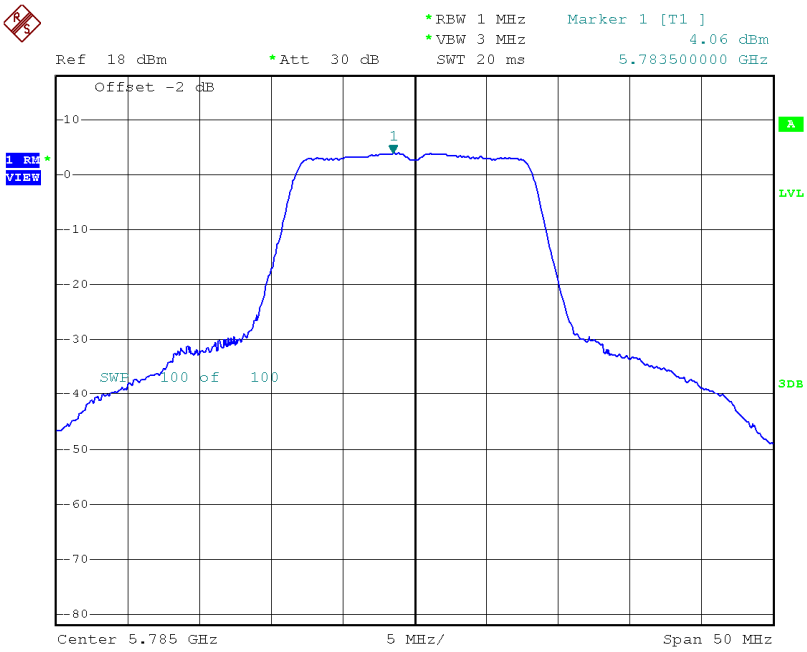

Date: 10.FEB.2015 15:27:02

TX CH165

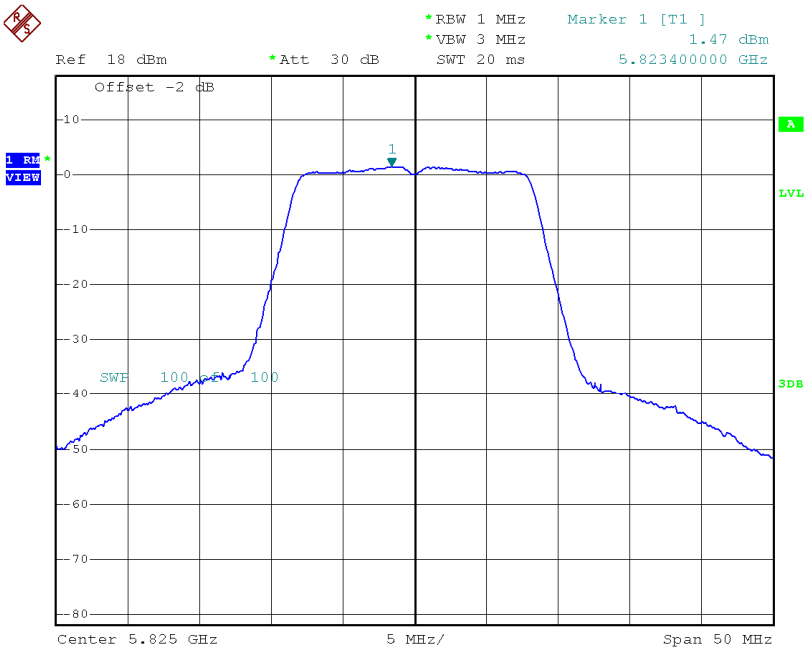

Date: 10.FEB.2015 15:31:27

Test Mode: UNII-3/ TX N20 Mode_CH149/CH157/CH165_ANT 3					
Channel	Frequency (MHz)	Power Density (dBm/MHz)	Duty Factor (dBm/MHz)	Power Density+Duty Factor (dBm/MHz)	Limit (dBm/MHz)
CH149	5745	2.61	0.29	2.90	30.00
CH157	5785	2.92	0.29	3.21	30.00
CH165	5825	1.09	0.29	1.38	30.00

TX CH149

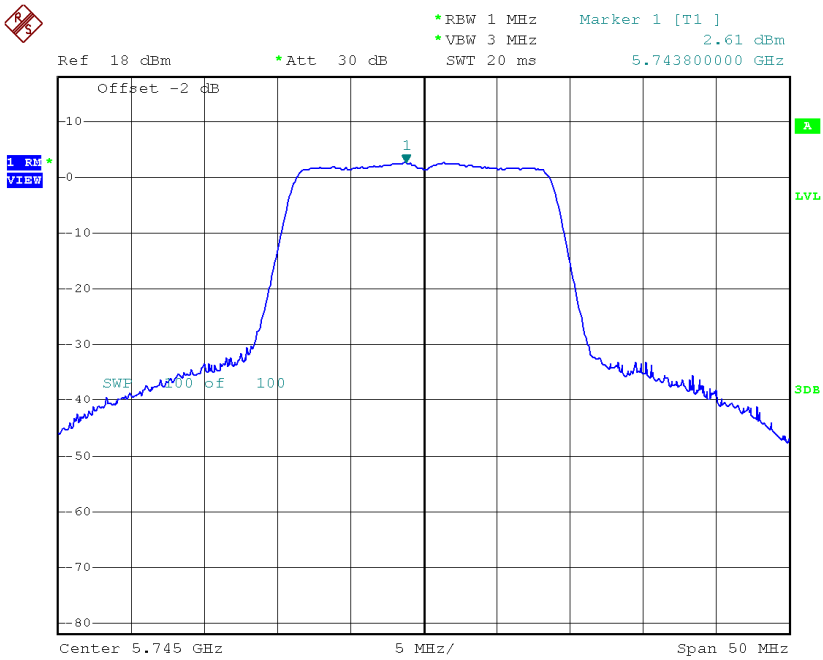

Date: 10.FEB.2015 15:59:09

TX CH157

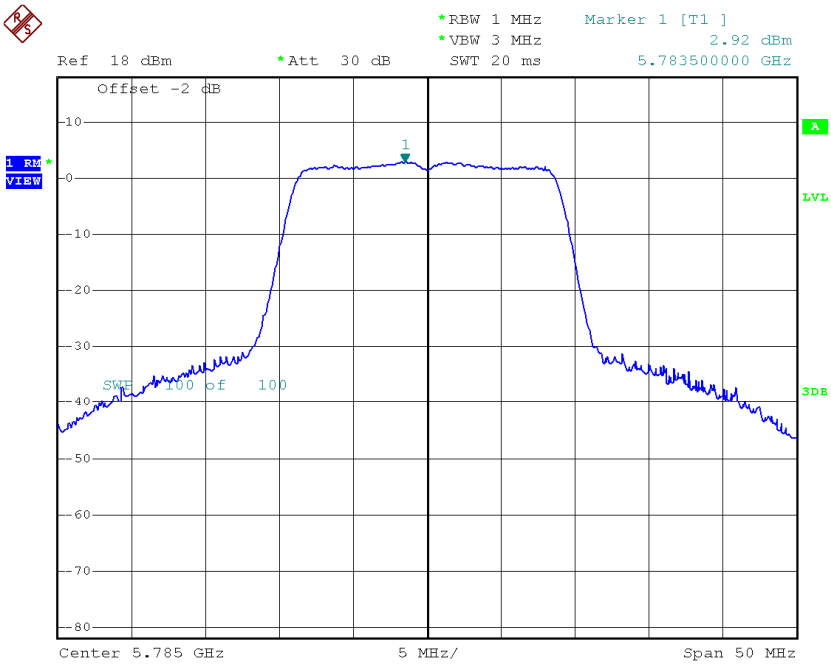

Date: 10.FEB.2015 16:02:07

TX CH165

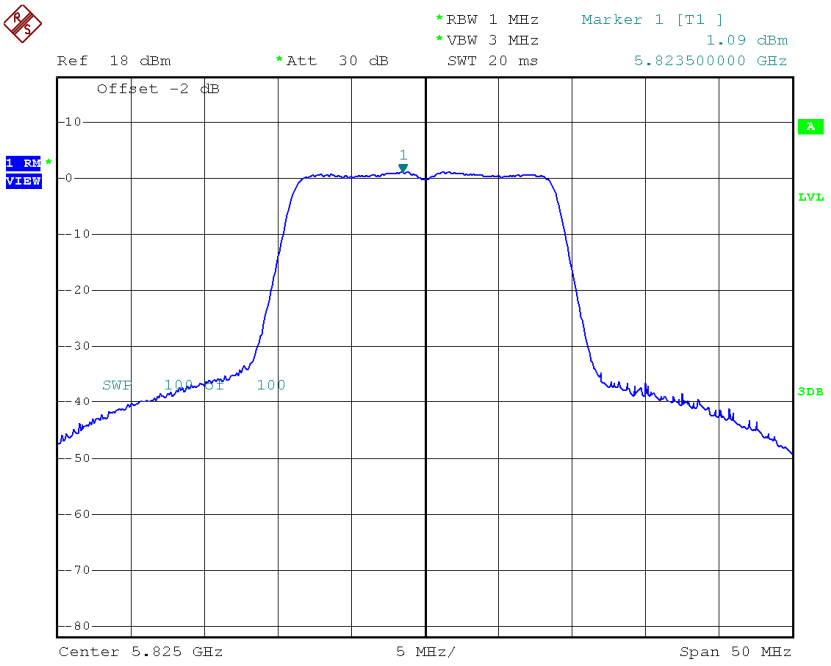

Date: 10.FEB.2015 16:05:37

Test Mode: UNII-3/ TX N20 Mode_CH149/CH157/CH165_ANT 4					
Channel	Frequency (MHz)	Power Density (dBm/MHz)	Duty Factor (dBm/MHz)	Power Density+Duty Factor (dBm/MHz)	Limit (dBm/MHz)
CH149	5745	2.94	0.29	3.23	30.00
CH157	5785	3.23	0.29	3.52	30.00
CH165	5825	1.50	0.29	1.79	30.00

TX CH149

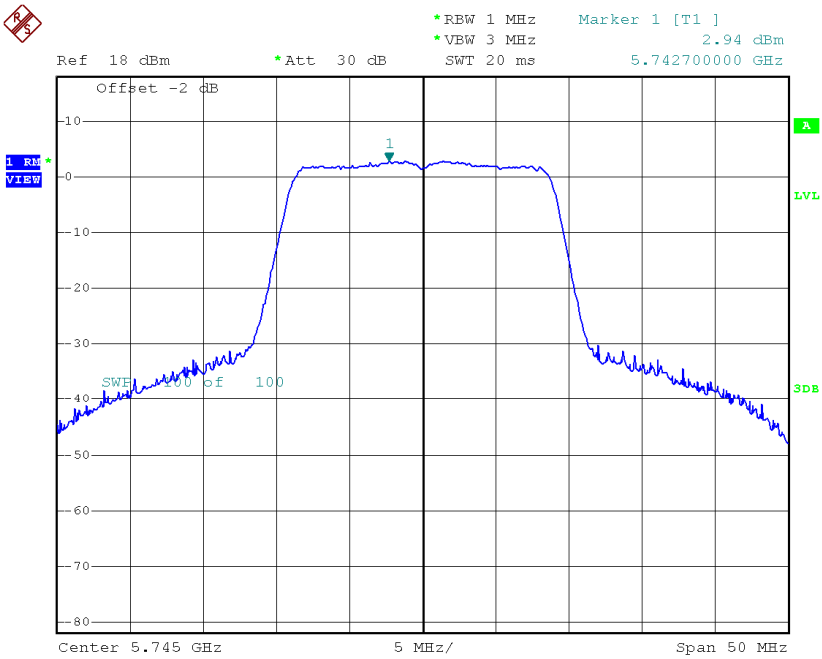

Date: 10.FEB.2015 17:53:41

TX CH157

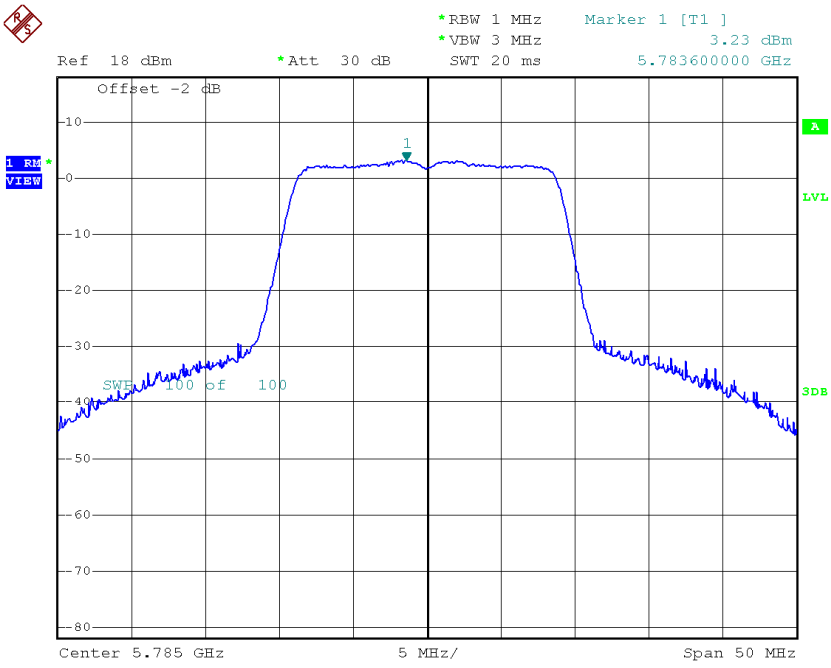

Date: 10.FEB.2015 17:55:45

TX CH165

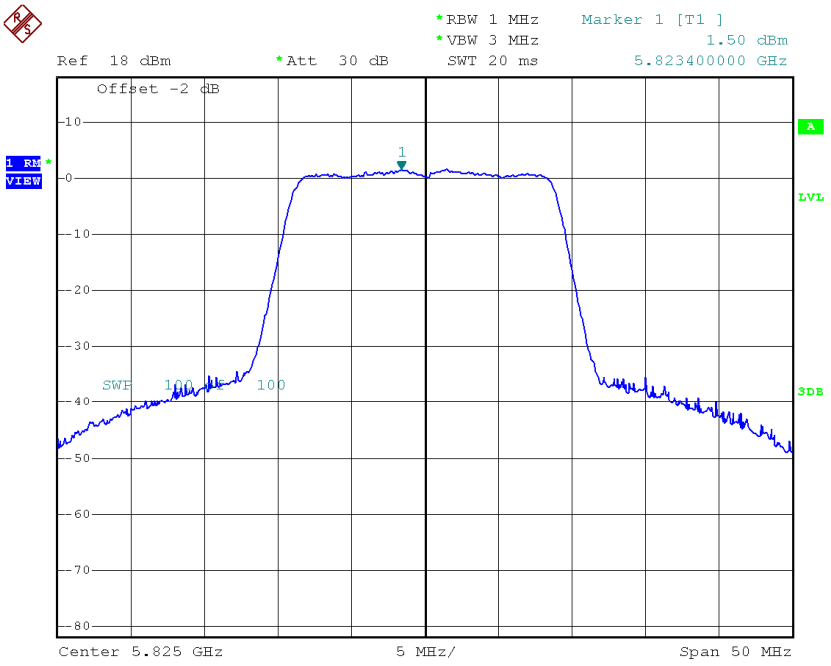

Date: 10.FEB.2015 17:56:35

Test Mode: UNII-3/ TX N20 Mode_CH149/CH157/CH165_Total

Channel	Frequency (MHz)	Power Density+Duty Factor (dBm/MHz)	Limit (dBm/MHz)
CH149	5745	6.08	30.00
CH157	5785	6.38	30.00
CH165	5825	4.60	30.00

Test Mode: UNII-3/ TX N40 Mode_CH151/CH159_ANT 3

Channel	Frequency (MHz)	Power Density (dBm/MHz)	Duty Factor (dBm/MHz)	Power Density+Duty Factor (dBm/MHz)	Limit (dBm/MHz)
CH151	5755	-4.28	0.62	-3.66	30.00
CH159	5795	-3.83	0.62	-3.21	30.00

TX CH151

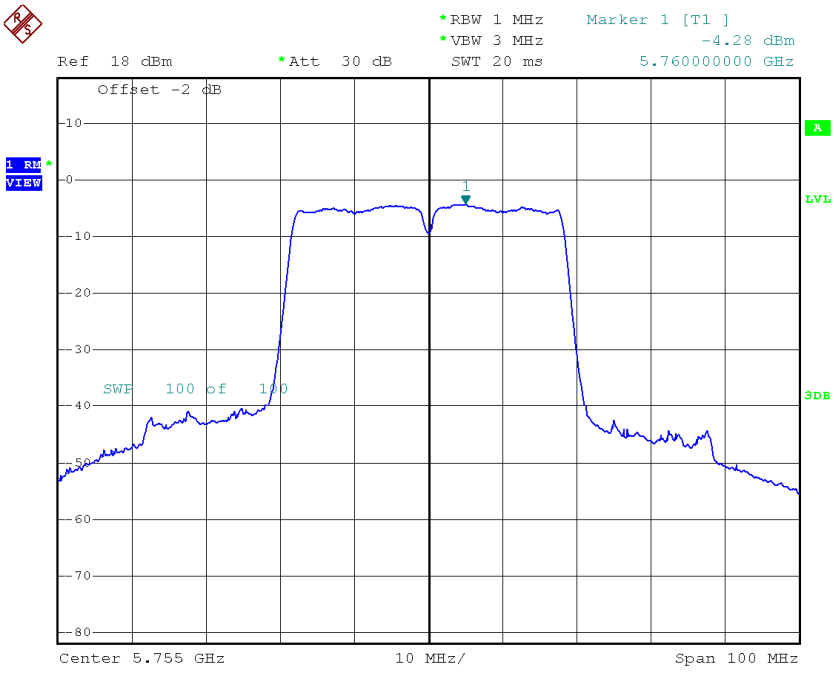

Date: 10.FEB.2015 16:50:39

TX CH159

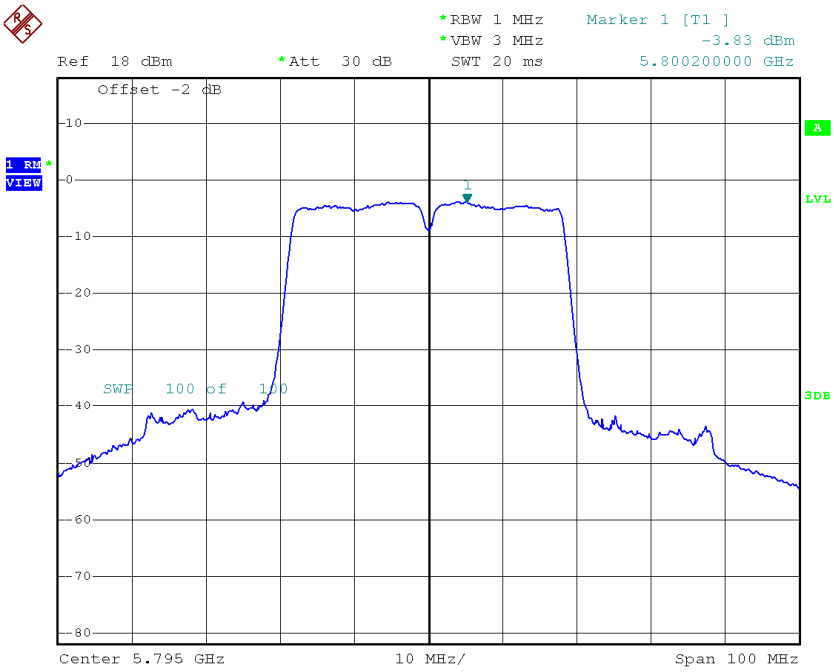

Date: 10.FEB.2015 16:52:48

Test Mode: UNII-3/ TX N40 Mode_CH151/CH159_ANT 4

Channel	Frequency (MHz)	Power Density (dBm/MHz)	Duty Factor (dBm/MHz)	Power Density+Duty Factor (dBm/MHz)	Limit (dBm/MHz)
CH151	5755	-3.91	0.62	-3.29	30.00
CH159	5795	-4.13	0.62	-3.51	30.00

TX CH151

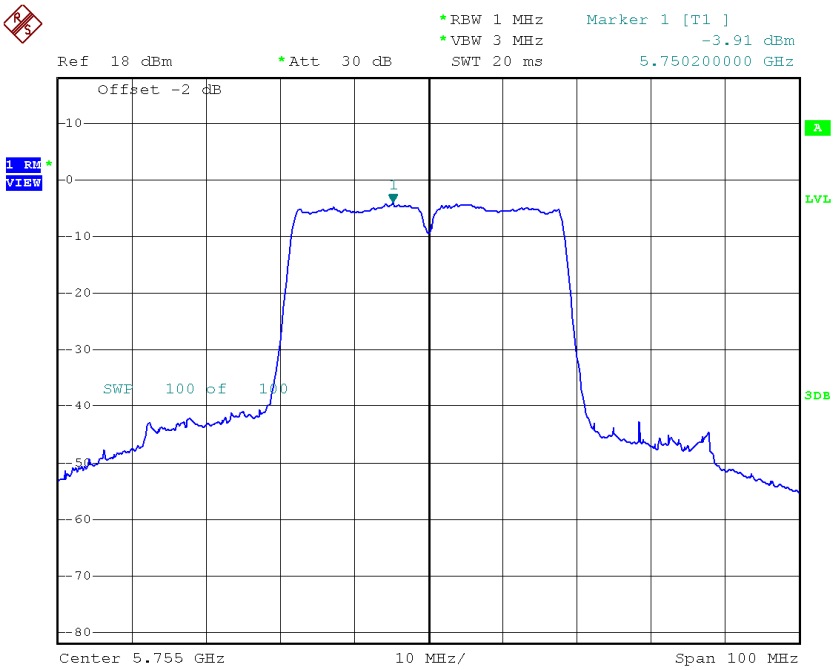

Date: 10.FEB.2015 18:15:16

TX CH159

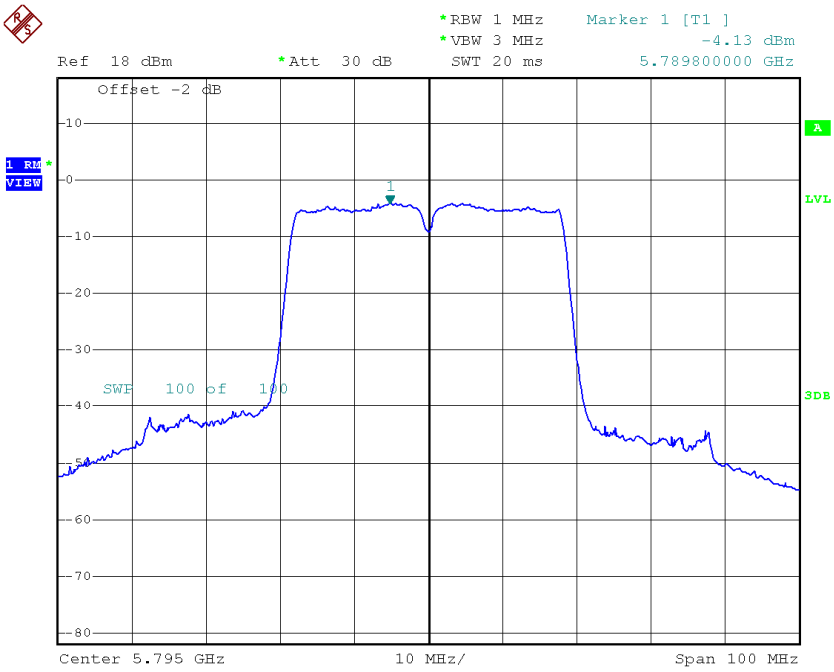

Date: 10.FEB.2015 18:16:05

Test Mode: UNII-3/ TX N40 Mode_CH151/CH159_Total

Channel	Frequency (MHz)	Power Density+Duty Factor (dBm/MHz)	Limit (dBm/MHz)
CH151	5755	-0.46	30.00
CH159	5795	-0.35	30.00

Test Mode: UNII-1/TX AC20 Mode_CH36/CH40/CH48_ANT 3

Channel	Frequency (MHz)	Power Density (dBm/MHz)	Duty Factor (dBm/MHz)	Power Density+Duty Factor (dBm/MHz)	Limit (dBm/MHz)
CH36	5180	4.36	0.23	4.59	17.00
CH40	5200	4.28	0.23	4.51	17.00
CH48	5240	3.83	0.23	4.06	17.00

CH36

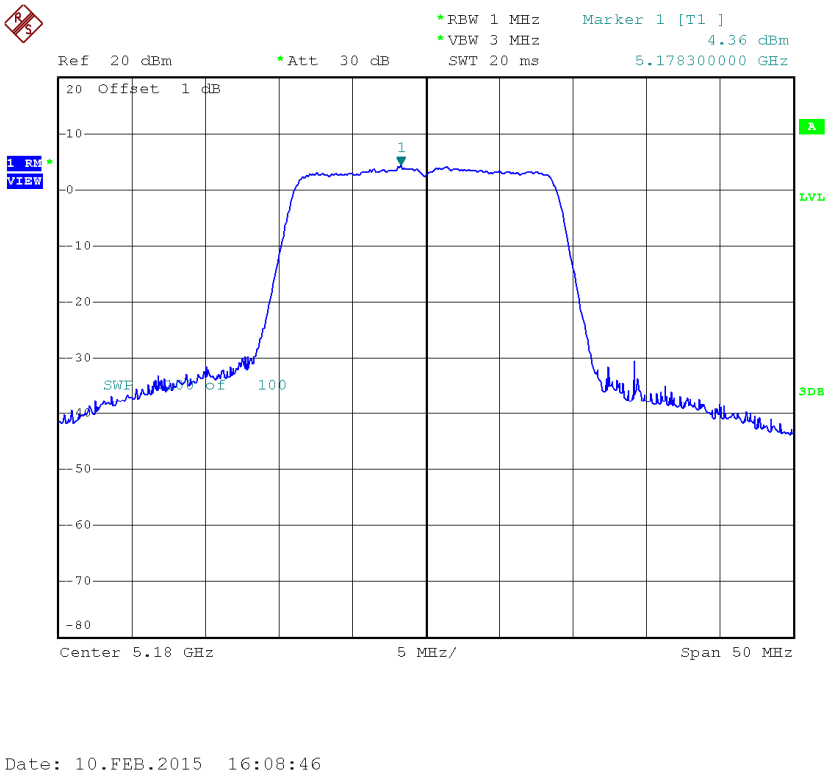

CH40

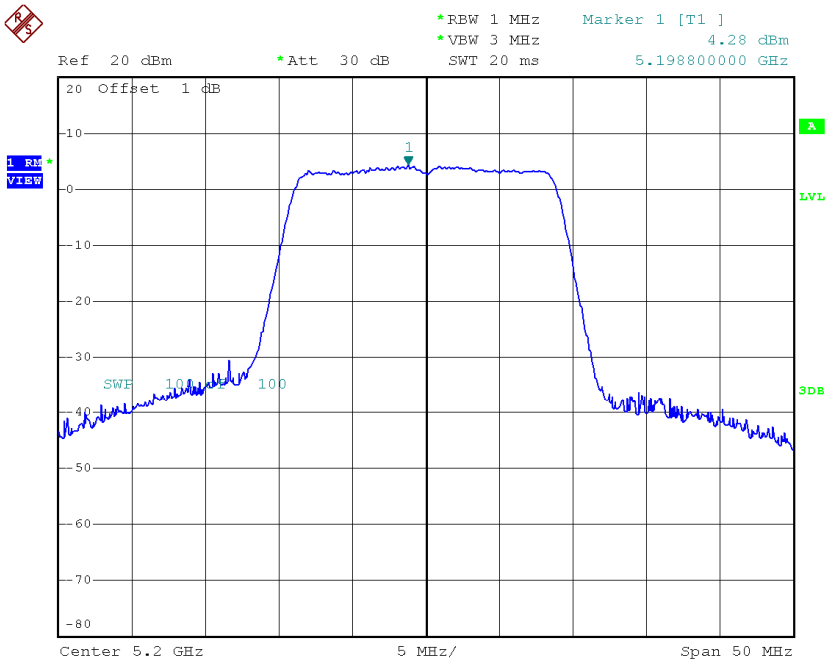

Date: 10.FEB.2015 16:11:31

CH48

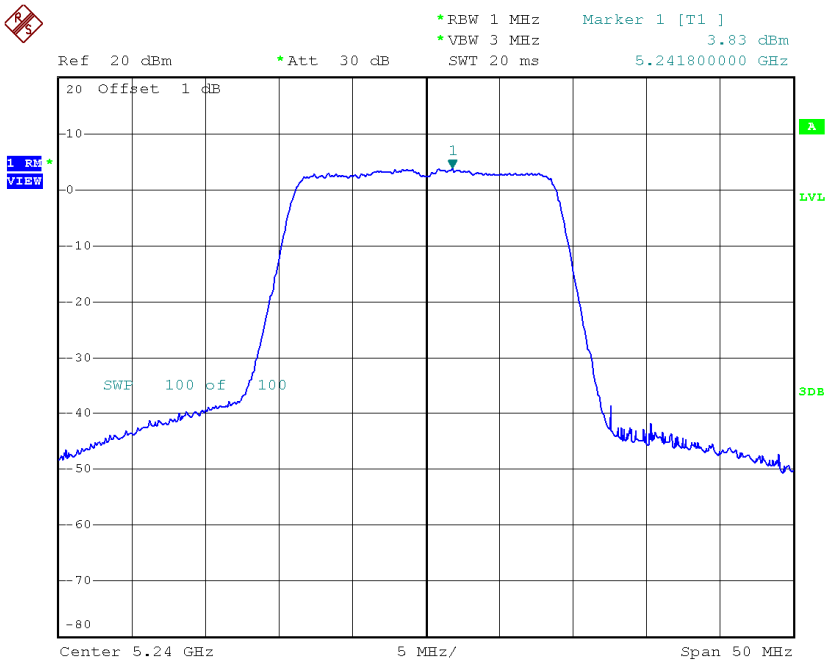

Date: 10.FEB.2015 16:19:49

Test Mode: UNII-1/TX AC20 Mode_CH36/CH40/CH48_ANT 4

Channel	Frequency (MHz)	Power Density (dBm/MHz)	Duty Factor (dBm/MHz)	Power Density+Duty Factor (dBm/MHz)	Limit (dBm/MHz)
CH36	5180	3.29	0.23	3.52	17.00
CH40	5200	3.56	0.23	3.79	17.00
CH48	5240	3.28	0.23	3.51	17.00

CH36

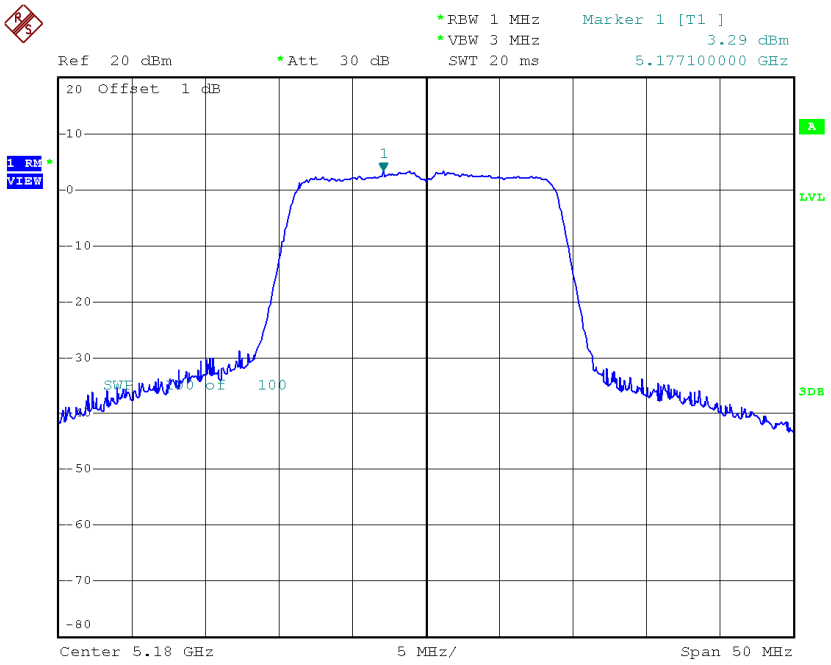

Date: 10.FEB.2015 17:58:51

CH40

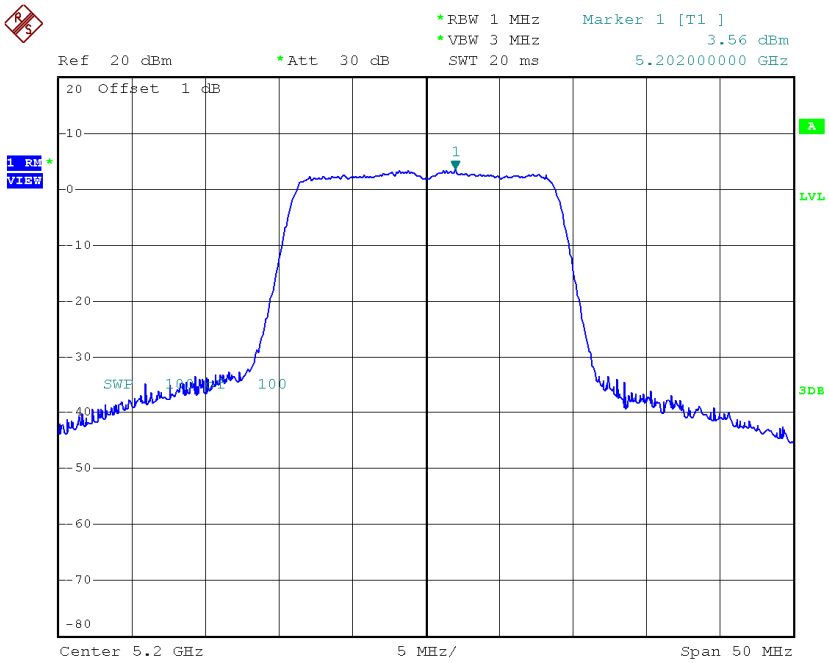

Date: 10.FEB.2015 18:00:24

CH48

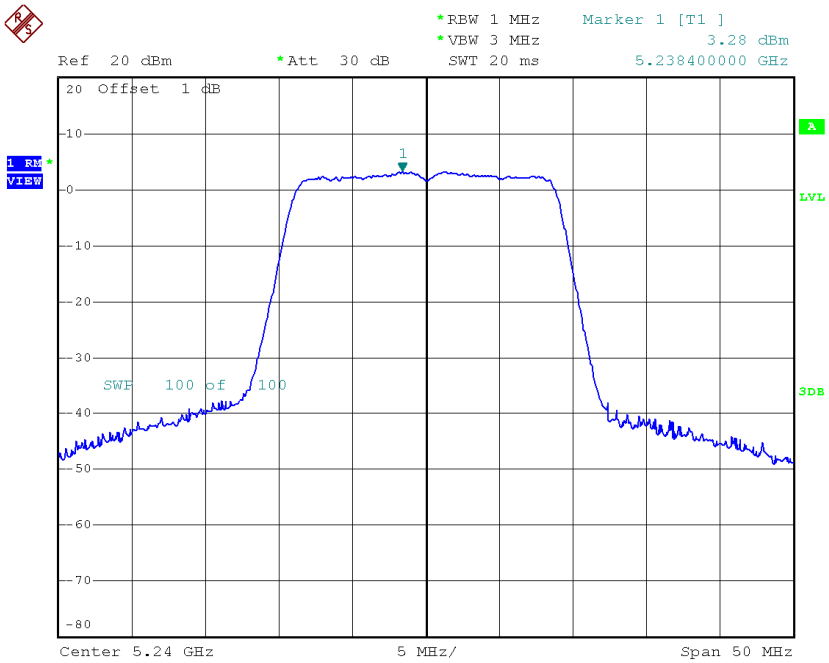

Date: 10.FEB.2015 18:01:11

Test Mode: UNII-1/TX AC20 Mode_CH36/CH40/CH48_Total

Channel	Frequency (MHz)	Power Density+Duty Factor (dBm/MHz)	Limit (dBm/MHz)
CH36	5180	7.09	17.00
CH40	5200	7.17	17.00
CH48	5240	6.80	17.00

Test Mode: UNII-1/TX AC40 Mode_CH38/CH46_ANT 3

Channel	Frequency (MHz)	Power Density (dBm/MHz)	Duty Factor (dBm/MHz)	Power Density+Duty Factor (dBm/MHz)	Limit (dBm/MHz)
CH38	5190	-1.93	0.41	-1.52	17.00
CH46	5230	-1.03	0.41	-0.62	17.00

CH38

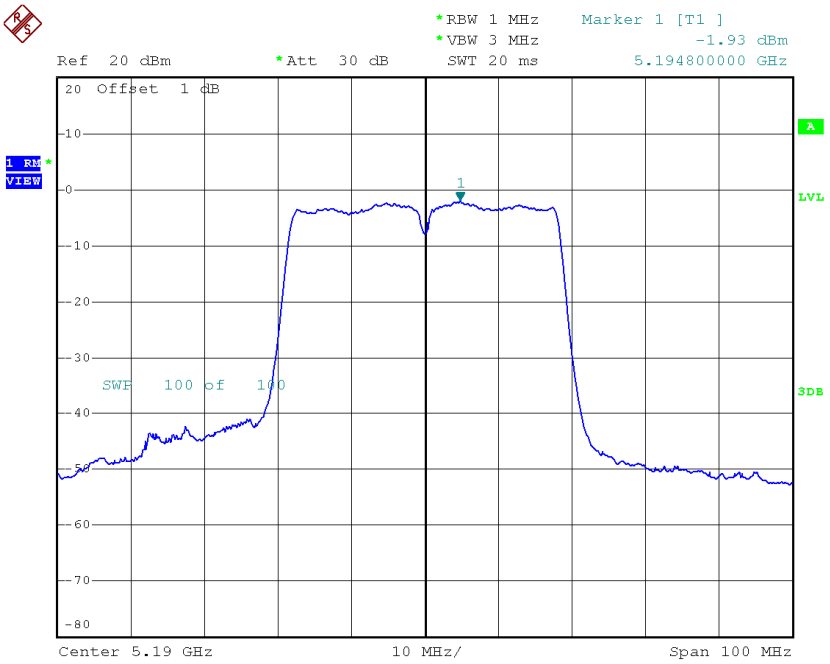

Date: 10.FEB.2015 16:57:57

CH46

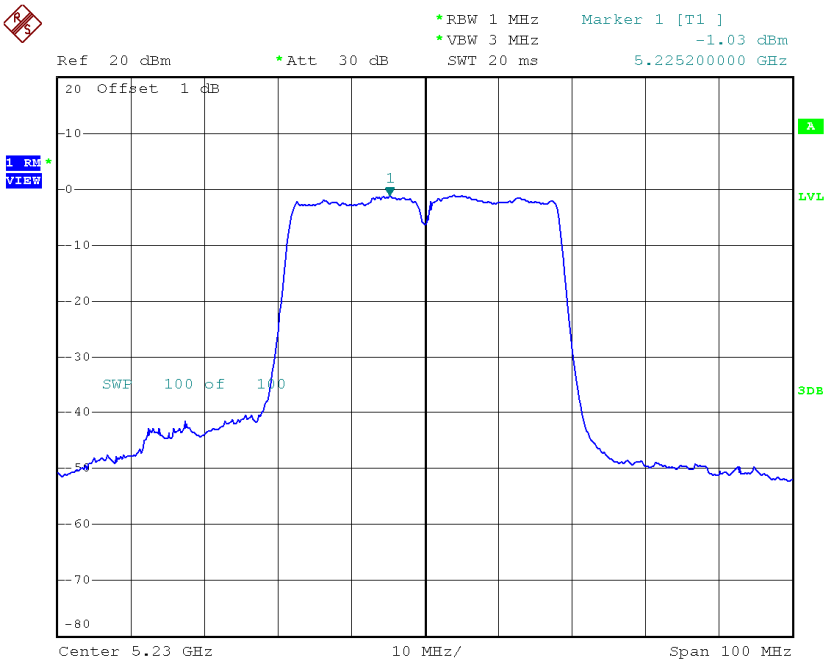

Date: 10.FEB.2015 16:59:51

Test Mode: UNII-1/TX AC40 Mode_CH38/CH46_ANT 4

Channel	Frequency (MHz)	Power Density (dBm/MHz)	Duty Factor (dBm/MHz)	Power Density+Duty Factor (dBm/MHz)	Limit (dBm/MHz)
CH38	5190	-2.66	0.41	-2.25	17.00
CH46	5230	-1.41	0.41	-1.00	17.00

CH38

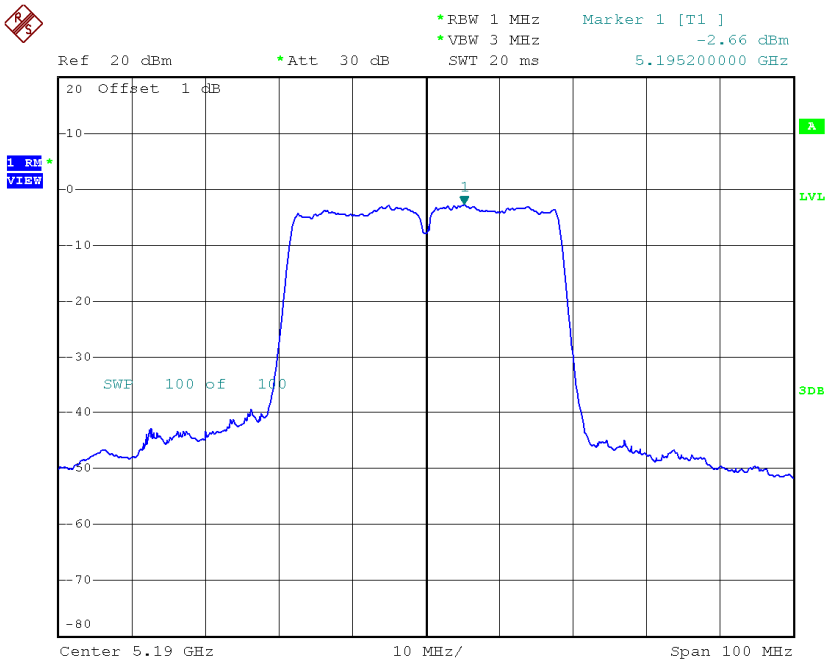

Date: 10.FEB.2015 18:19:14

CH46

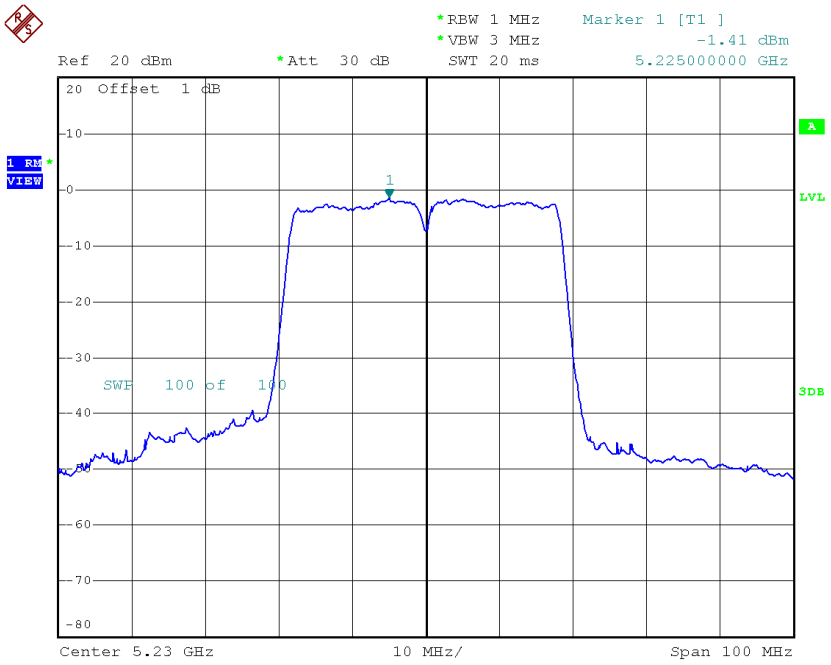

Date: 10.FEB.2015 18:20:15

Test Mode: UNII-1/TX AC40 Mode_CH38/CH46_Total

Channel	Frequency (MHz)	Power Density+Duty Factor (dBm/MHz)	Limit (dBm/MHz)
CH38	5190	1.14	17.00
CH46	5230	2.20	17.00

Test Mode: UNII-1/TX AC80 Mode_CH42_ANT 3

Channel	Frequency (MHz)	Power Density (dBm/MHz)	Duty Factor (dBm/MHz)	Power Density+Duty Factor (dBm/MHz)	Limit (dBm/MHz)
CH42	5210	-4.33	0.97	-3.36	17.00

CH42

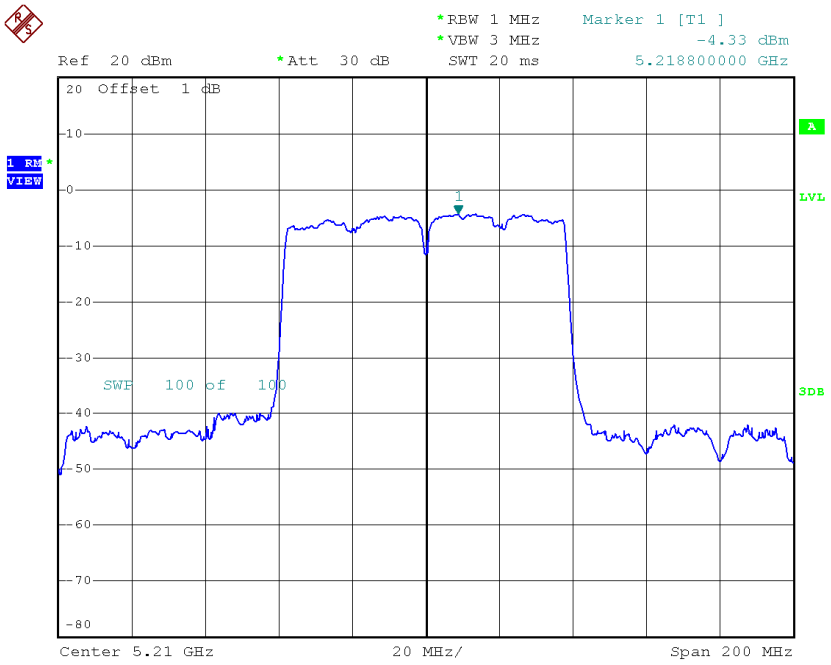

Date: 10.FEB.2015 17:18:34

Test Mode: UNII-1/TX AC80 Mode_CH42_ANT 4

Channel	Frequency (MHz)	Power Density (dBm/MHz)	Duty Factor (dBm/MHz)	Power Density+Duty Factor (dBm/MHz)	Limit (dBm/MHz)
CH42	5210	-4.71	0.97	-3.74	17.00

CH42

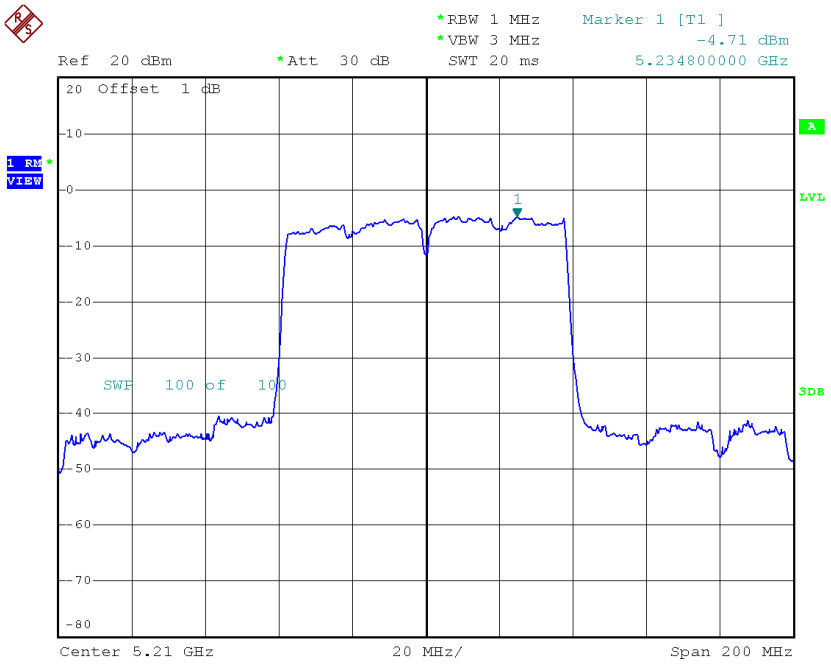

Date: 10.FEB.2015 18:26:07

Test Mode: UNII-1/TX AC80 Mode_CH42_Total

Channel	Frequency (MHz)	Power Density+Duty Factor (dBm/MHz)	Limit (dBm/MHz)
CH42	5210	-0.54	17.00

Test Mode: UNII-3/ TX AC20 Mode_CH149/CH157/CH165_ANT 3					
Channel	Frequency (MHz)	Power Density (dBm/MHz)	Duty Factor (dBm/MHz)	Power Density+Duty Factor (dBm/MHz)	Limit (dBm/MHz)
CH149	5745	3.41	0.23	3.64	30.00
CH157	5785	4.04	0.23	4.27	30.00
CH165	5825	1.56	0.23	1.79	30.00

TX CH149

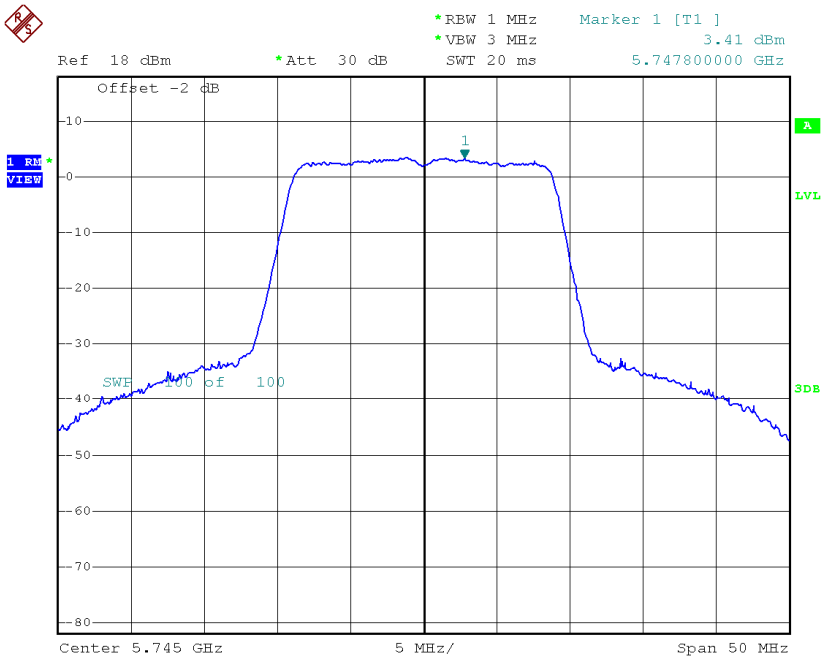

Date: 10.FEB.2015 16:25:19

TX CH157

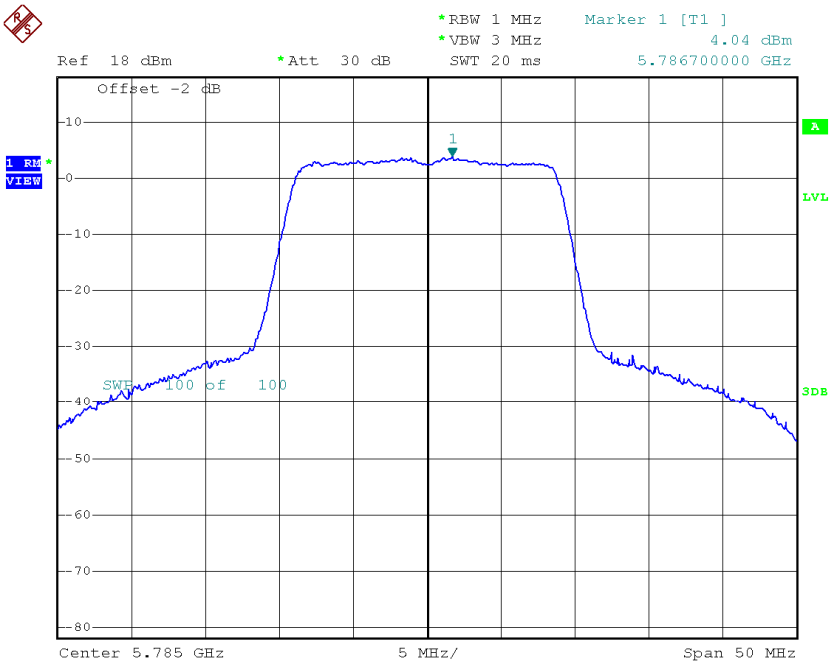

Date: 10.FEB.2015 16:27:32

TX CH165

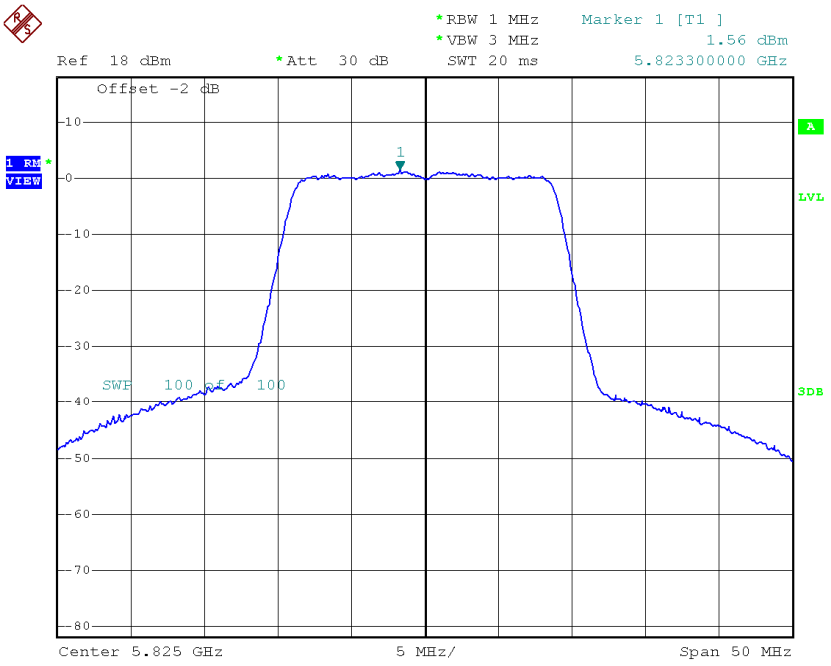

Date: 10.FEB.2015 16:33:57

Test Mode: UNII-3/ TX AC20 Mode_CH149/CH157/CH165_ANT 4					
Channel	Frequency (MHz)	Power Density (dBm/MHz)	Duty Factor (dBm/MHz)	Power Density+Duty Factor (dBm/MHz)	Limit (dBm/MHz)
CH149	5745	3.71	0.23	3.94	30.00
CH157	5785	3.40	0.23	3.63	30.00
CH165	5825	0.89	0.23	1.12	30.00

TX CH149

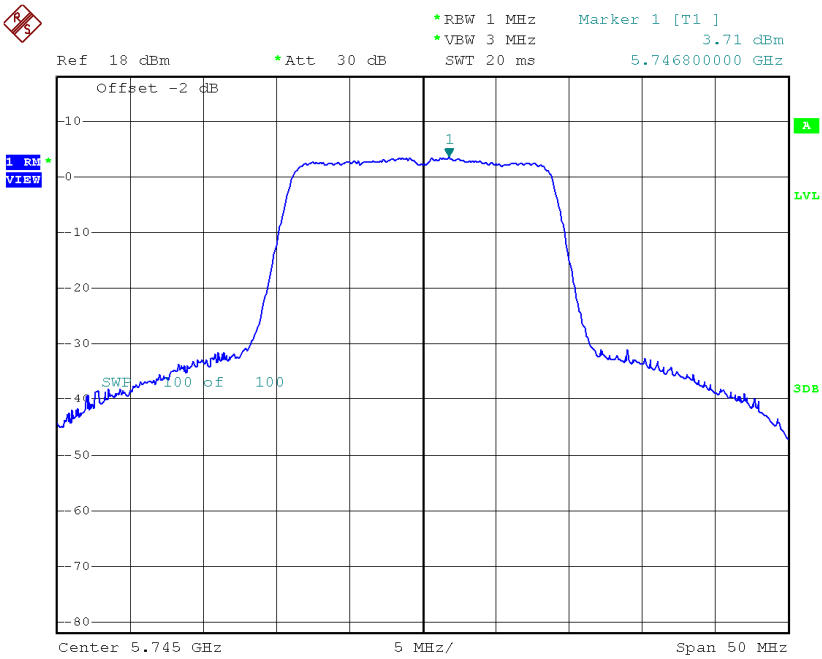

Date: 10.FEB.2015 18:03:32

TX CH157

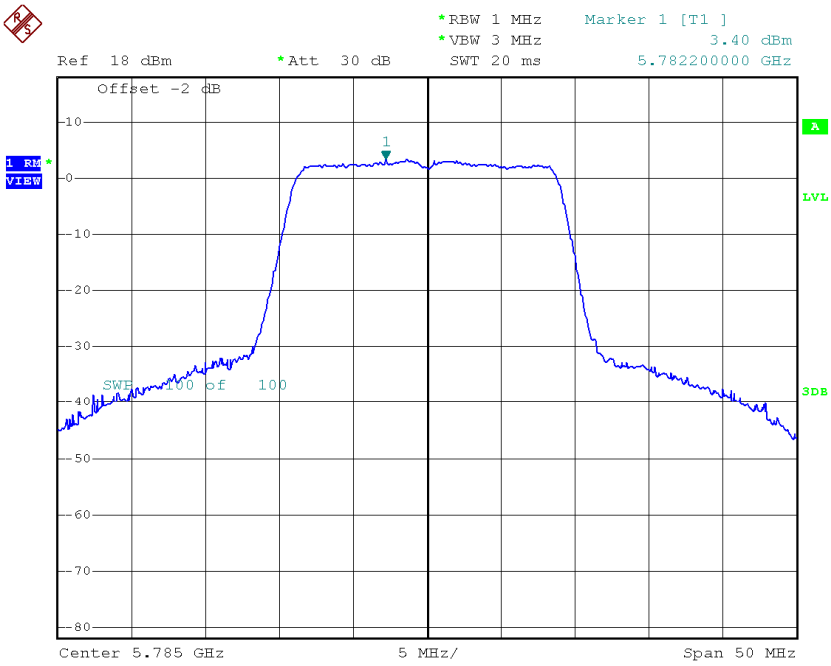

Date: 10.FEB.2015 18:04:24

TX CH165

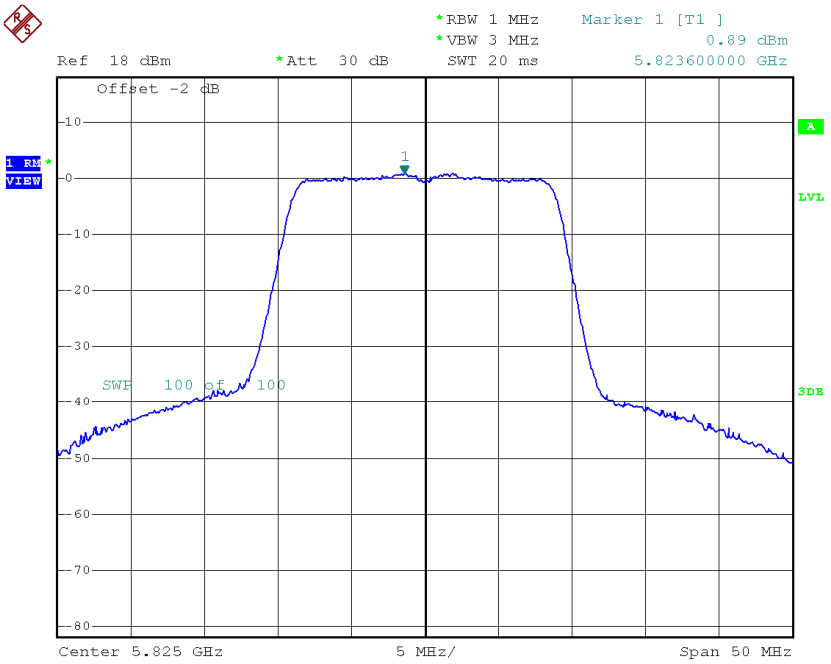

Date: 10.FEB.2015 18:05:14

Test Mode: UNII-3/ TX AC20 Mode_CH149/CH157/CH165_Total

Channel	Frequency (MHz)	Power Density+Duty Factor (dBm/MHz)	Limit (dBm/MHz)
CH149	5745	6.80	30.00
CH157	5785	6.97	30.00
CH165	5825	4.47	30.00

Test Mode: UNII-3/ TX AC40 Mode_CH151/CH159_ANT 3

Channel	Frequency (MHz)	Power Density (dBm/MHz)	Duty Factor (dBm/MHz)	Power Density+Duty Factor (dBm/MHz)	Limit (dBm/MHz)
CH151	5755	-3.18	0.41	-2.77	30.00
CH159	5795	-3.25	0.41	-2.84	30.00

TX CH151

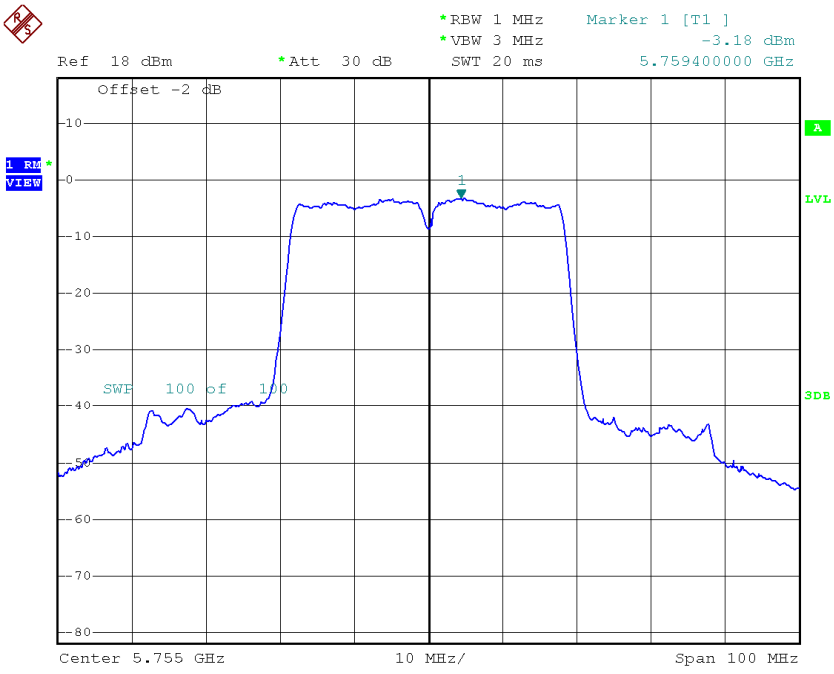

Date: 10.FEB.2015 17:04:26

TX CH159

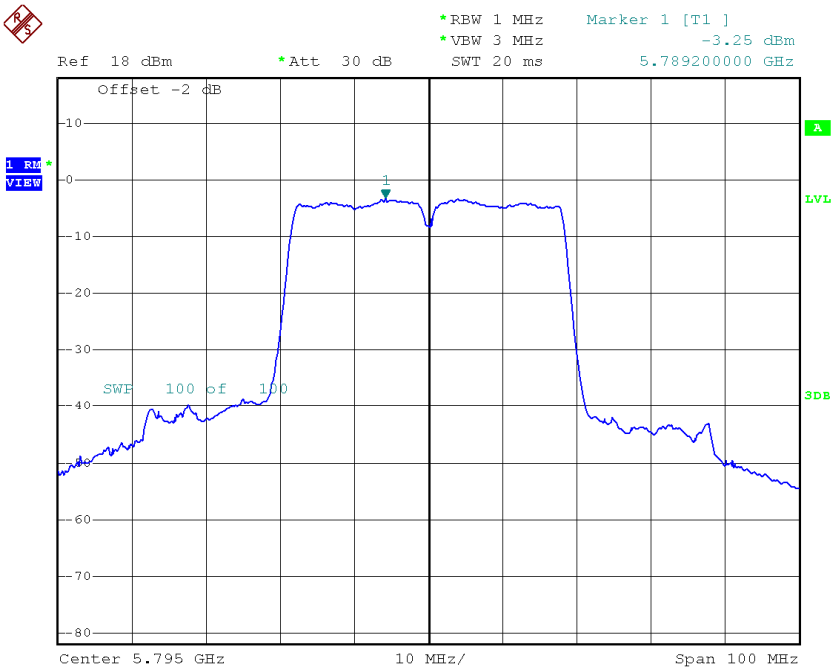

Date: 10.FEB.2015 17:10:04

Test Mode: UNII-3/ TX AC40 Mode_CH151/CH159_ANT 4

Channel	Frequency (MHz)	Power Density (dBm/MHz)	Duty Factor (dBm/MHz)	Power Density+Duty Factor (dBm/MHz)	Limit (dBm/MHz)
CH151	5755	-3.65	0.41	-3.24	30.00
CH159	5795	-3.69	0.41	-3.28	30.00

TX CH151

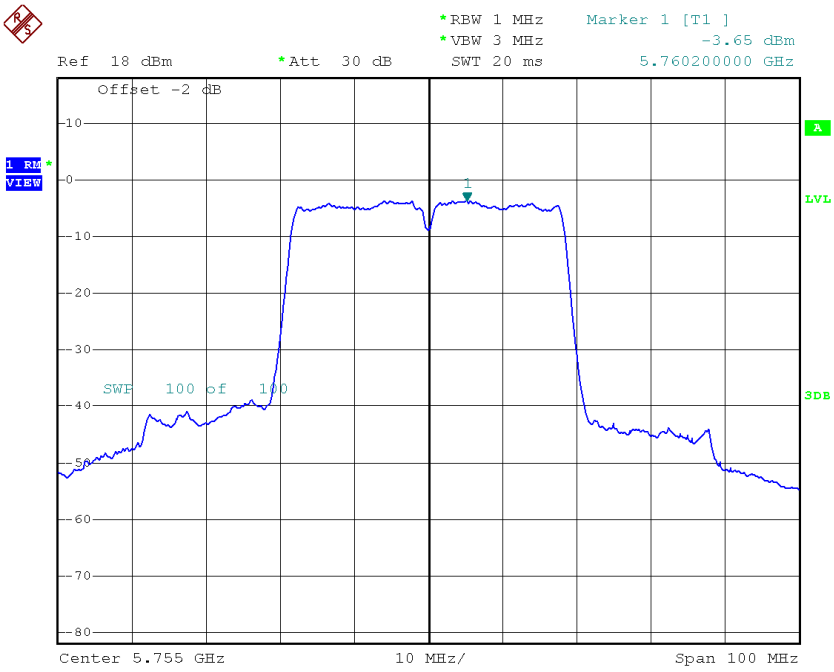

Date: 10.FEB.2015 18:23:17

TX CH159

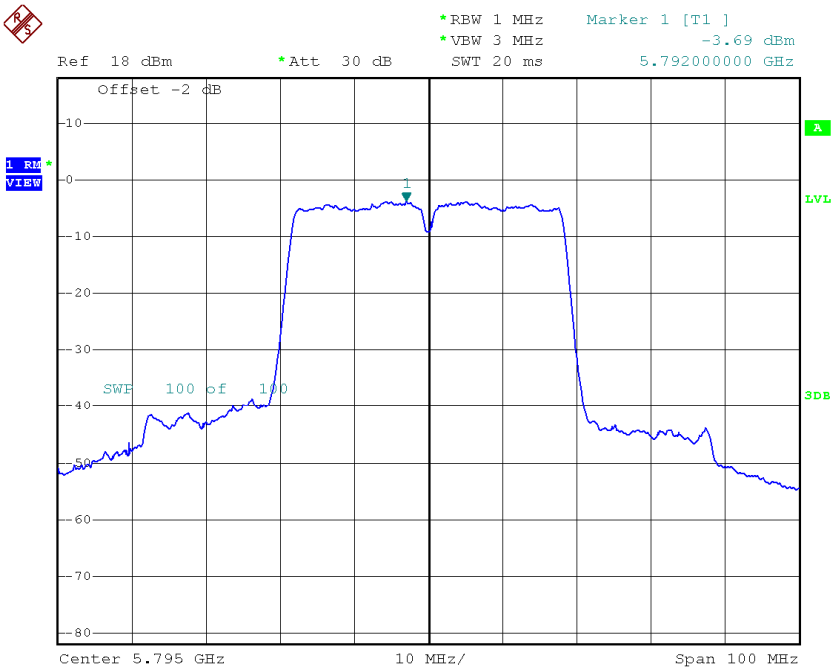

Date: 10.FEB.2015 18:24:14

Test Mode: UNII-3/ TX AC40 Mode_CH151/CH159_Total

Channel	Frequency (MHz)	Power Density+Duty Factor (dBm/MHz)	Limit (dBm/MHz)
CH151	5755	0.01	30.00
CH159	5795	-0.05	30.00

Test Mode: UNII-3/ TX AC80 Mode_CH155_ANT 3

Channel	Frequency (MHz)	Power Density (dBm/MHz)	Duty Factor (dBm/MHz)	Power Density+Duty Factor (dBm/MHz)	Limit (dBm/MHz)
CH155	5775	-7.14	0.97	-6.17	30.00

TX CH155

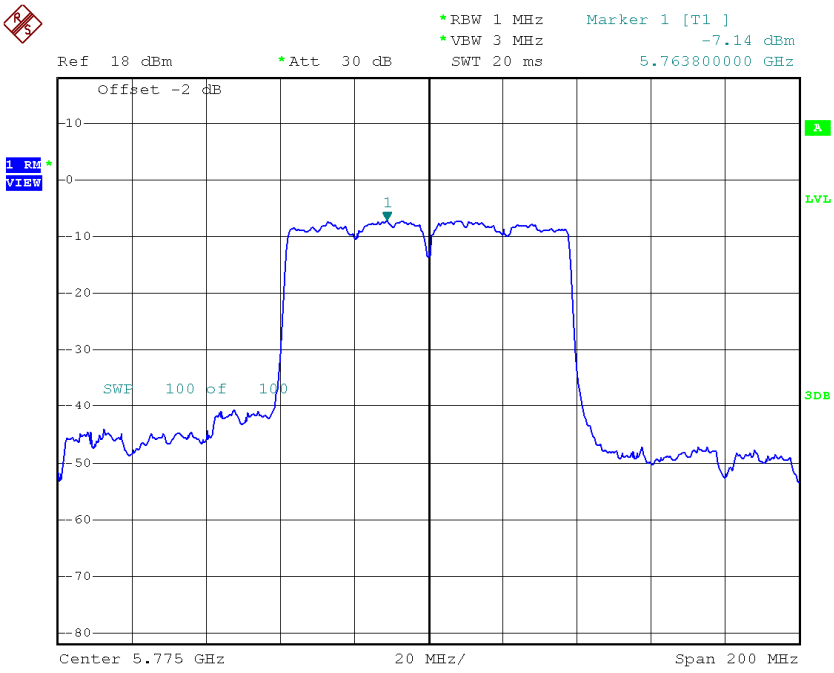

Date: 10.FEB.2015 17:22:08

Test Mode: UNII-3/ TX AC80 Mode_CH155_ANT 4

Channel	Frequency (MHz)	Power Density (dBm/MHz)	Duty Factor (dBm/MHz)	Power Density+Duty Factor (dBm/MHz)	Limit (dBm/MHz)
CH155	5775	-7.42	0.97	-6.45	30.00

TX CH155

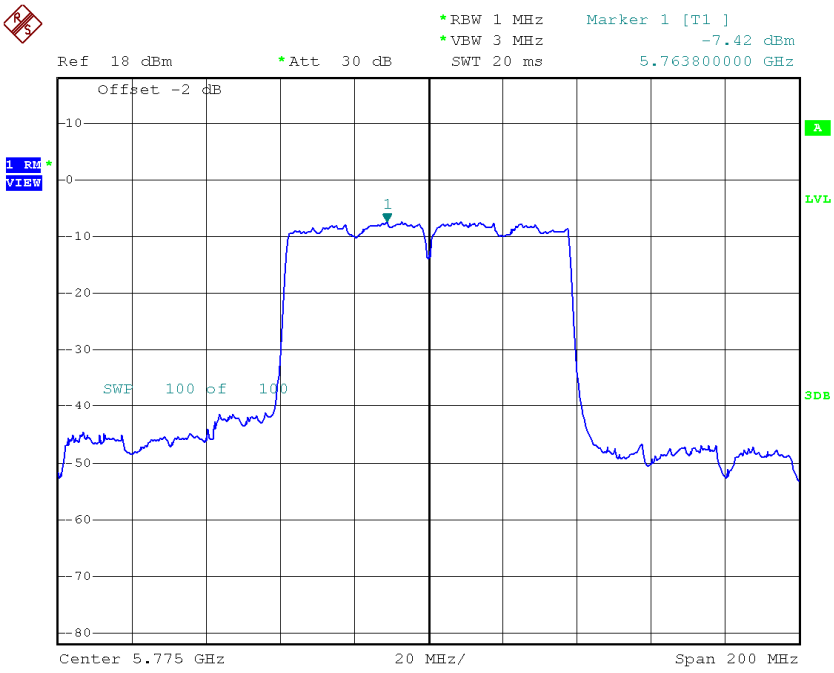

Date: 10.FEB.2015 18:28:09

Test Mode: UNII-3/ TX AC80 Mode_CH155_Total			
Channel	Frequency (MHz)	Power Density+Duty Factor (dBm/MHz)	Limit (dBm/MHz)
CH155	5775	-3.29	30.00

ATTACHMENTI -FREQUENCY STABILITY

Test Mode:	UNII-1

Voltage vs. Frequency Stability

Voltage	Measurement Frequency (MHz)
(V)	5180.0000
132	5179.9980
120	5179.9950
108	5180.0120
Max. Deviation (MHz)	0.0120
Max. Deviation (ppm)	2.3166

Temperature vs. Frequency Stability

Voltage	Measurement Frequency (MHz)
(℃)	5180.0000
0	5179.9960
5	5179.9957
15	5179.9974
25	5179.9950
30	5179.9974
35	5179.9981
40	5180.0174
Max. Deviation (MHz)	0.0174
Max. Deviation (ppm)	3.3591

Test Mode:	UNII-3

Voltage vs. Frequency Stability

Voltage	Measurement Frequency (MHz)
(V)	5745.0000
132	5744.9800
120	5744.9750
108	5745.0240
Max. Deviation (MHz)	0.0250
Max. Deviation (ppm)	4.3516

Temperature vs. Frequency Stability

Voltage	Measurement Frequency (MHz)
(℃)	5180.0000
0	5179.9960
5	5179.9957
15	5179.9974
25	5179.9950
30	5179.9974
35	5179.9981
40	5180.0174
Max. Deviation (MHz)	0.0174
Max. Deviation (ppm)	3.3591