TEST REPORT

of

FCC CFR Title 47 Part 15 Subpart E

Product:	**WiFi6 Combo Module**
Brand:	**Fanstel**
Main Model:	**WT02C40C**
Series Model:	**WT02E40E; WT02V40V; WT02E40C; WT02P40P**
Model Difference:	**Antenna differences**
FCC ID:	**X8WWT02C40C**
FCC Rule Part:	**§15.407, Cat: NII**
Reference:	**ANSI C63.10: 2013**
Applicant:	**Fanstel Corporation, Taipei**
Address	**10F-10, No. 79, Sec. 1, Hsin Tai Wu Rd., Hsi-Chih, New Taipei City 221 Taiwan**

Test Performed by:

International Standards Laboratory Corp. LT Lab.
TEL: +886-3-263-8888 FAX: +886-3-263-8899
No. 120, Lane 180, Hsin Ho Rd., Lung-Tan Dist., Tao Yuan City 325, Taiwan

Report No.: **ISL-24LR0141FE**
Issue Date : **November 5, 2024**

Testing Laboratory 0997
FCC Registration Number: 487532

Test results given in this report apply only to the specific sample(s) tested and are traceable to national or international standard through calibration of the equipment and evaluating measurement uncertainty herein. According to customer agreement, the laboratory issues test reports based on the regulations or standards specifications, the measurement uncertainty is not considered in conformity decision rules.
This test report shall not be reproduced except in full, without the written approval of International Standards Laboratory Corp.

VERIFICATION OF COMPLIANCE

Applicant:	Fanstel Corporation, Taipei
Equipment Under Test:	WiFi6 Combo Module
Brand:	Fanstel
Main Model:	WT02C40C
Series Model:	WT02E40E; WT02V40V; WT02E40C; WT02P40P
Model Difference:	Antenna differences
FCC ID:	X8WWT02C40C
Date of Test:	September 20, 2024 ~ November 5, 2024
Date of EUT Received:	September 20, 2024

APPLICABLE STANDARDS	
STANDARD	**TEST RESULT**
FCC Part 15.407	Complied

We hereby certify that:
All the tests in this report have been performed and recorded in accordance with the standards described above and performed by an independent electromagnetic compatibility consultant, International Standards Laboratory Corp.
The test results contained in this report accurately represent the measurements of the characteristics and the energy generated by sample equipment under test at the time of the test. The sample equipment tested as described in this report is in compliance with the limits of above standards.

Prepared By: Gigi Yeh / Senior Engineer

Test By: Barry Lee
Barry Lee/Technical Supervisor

Approved By:
Jerry Liu / Manager

Version

Version No.	Date	Description
00	November 5, 2024	Initial creation of document

TABLE OF CONTENTS

1. General 6

1.1 DESCRIPTION OF EUT 6
1.2 SPECIAL ACCESSORIES 8
1.3 EQUIPMENT MODIFICATIONS 8

2. System Test Configuration 9

2.1 EUT CONFIGURATION 9
2.2 EUT EXERCISE 9
2.3 TEST PROCEDURE 9
2.4 CONFIGURATION OF TESTED SYSTEM 9
2.5 DUTY FACTOR 10

3. Summary of Test Results 13

4. Description of Test Modes 13

4.1 Test Plan: 16

5. AC Line Conduced Emission Test 17

5.1 STANDARD APPLICABLE 17
5.2 MEASUREMENT PROCEDURE 17
5.3 MEASUREMENT RESULT 18

6. Output Power / EIRP / Spectral Density Measurement 20

6.1 STANDARD APPLICABLE 20
6.2 MEASUREMENT PROCEDURE 21
6.3 MEASUREMENT RESULT 22

7. 26dB Emission Bandwidth Measurement 54

7.1 STANDARD APPLICABLE 54
7.2 MEASUREMENT PROCEDURE 54
7.3 MEASUREMENT RESULT 55

8. 6dB Emission Bandwidth Measurement 77

8.1 STANDARD APPLICABLE 77
8.2 MEASUREMENT PROCEDURE 77
8.3 MEASUREMENT RESULT 77

9. Undesirable emission – Radiated Measurement 84

9.1 STANDARD APPLICABLE 84
9.2 EUT SETUP 85
9.3 MEASUREMENT PROCEDURE 85
9.4 FIELD STRENGTH CALCULATION 86
9.5 MEASUREMENT RESULT 86

10. Transmission in the Absence of Data 527

10.1 STANDARD APPLICABLE 527
10.2 MEASUREMENT RESULT 527

11. TPC and DFS Measurement 528

11.1 TPC: STANDARD APPLICABLE 528

11.2 DFS: STANDARD APPLICABLE 528
11.3 LIMIT 528
11.4 MEASUREMENT RESULT.....531

12. Appendix 534

12.1 APPENDIX A: EQUIPMENT LIST 534
12.2 APPENDIX B: UNCERTAINTY OF MEASUREMENT.....536
12.3 APPENDIX C: TEST SETUP 537
12.4 APPENDIX D: PHOTOGRAPHS OF SETUP 541
12.5 APPENDIX E: PHOTOGRAPHS OF EUT 546

1. General

1.1 Description of EUT

General Information	
Product Name:	WiFi6 Combo Module
Brand Name:	Fanstel
Model Name:	WT02C40C; WT02E40E; WT02V40V; WT02E40C; WT02P40P
Model Difference:	Antenna different
Temperature Range	-40°C to +85°C
Power Supply:	5VdC
WiFi Information	
WLAN Modular	WT02
Frequency Range:	WLAN 5GHz Band U-NII-1 5150~5250MHz U-NII-2A 5250~5350MHz U-NII-2C 5470~5725MHz U-NII-3 5725~5850MHz
Max Output Power:	5150MHz ~ 5350MHz: 11.19dBm (Average) 5470MHz ~ 5725MHz: 10.49dBm (Average) 5725MHz ~ 5825MHz: 10.65dBm (Average) 5745MHz: 10.80dBm (Average)
Channel number:	WLAN 5GHz Band 802.11a U-NII-1 : 4 ch 802.11a U-NII-2A : 4 ch 802.11a U-NII-2C : 9 ch 802.11a U-NII-3 : 5 ch 802.11n(HT20) U-NII-1 : 4 ch 802.11n(HT20) U-NII-2A : 4 ch 802.11n(HT20) U-NII-2C : 9 ch 802.11n(HT20) U-NII-3 : 5 ch 802.11ac(VHT20) U-NII-1 : 4 ch 802.11ac(VHT20) U-NII-2A : 4 ch 802.11ac(VHT20) U-NII-2C : 9 ch 802.11ac(VHT20) U-NII-3 : 5 ch 802.11ax(HE20) U-NII-1 : 4 ch 802.11ax(HE20) U-NII-2A : 4 ch 802.11ax(HE20) U-NII-2C : 9 ch 802.11ax(HE20) U-NII-3 : 5 ch 802.11a Straddle : 1 ch 802.11n(HT20) Straddle : 1 ch 802.11ac(VHT20) Straddle : 1 ch 802.11ax(HE20) Straddle : 1 ch
PMN (Product Marketing Name)	WT02C40C
HVIN (Hardware Version Identification Number)	WT02C40C; WT02E40E; WT02V40V; WT02E40C; WT02P40P
FVIN (Firmware Version Identification Number)	nRF Connect SDK V2.7.0

TEST SW Version:	DockLight V2.2.8
RF power setting:	wifi_radio_test set_ant_gain 0 wifi_radio_test set_edge_bo 0

	Antenna Type	Brand	Model	Peak Gain (dBi)	Frequency Range (MHz)	Connector Type
1	Dipole	Fanstel	ANT036	3.18	5150-5895	RP.SMA.J
2	Chip	One Wave	WAN007030JD251SN03	5.40	5150-5875	N/A

Model Summaries

module	WT02E40E	WT02C40C	WT02V40V	WT02E40C	WT02P40P
Size W(antenna)xHxT, mm	14.0(15.5)x23.0x2.0	14.0(25.0)x24.8x2.0	14.0(16.4)x30.5x2.0	14.0(15.5)x24.5x2.0	14(14)x18.5x2.0
SoCs	nRF5340+nRF7002	nRF5340+nRF7002	nRF5340+nRF7002	nRF5340+nRF7002	nRF5340+nRF7002
Embedded crystals	40M+32M+32K	40M+32M+32K	40M+32M+32K	40M+32M+32K	40M+32M+32K
BT/WiFi Antenna	u.FL/u.FL	Chip/Chip	Chip/chip	u.FL/Chip	Pads/pads
Operating temp.	-40ºC to +85ºC	-40ºC to +85ºC	-40ºC to +85ºC	-40ºC to +85ºC	-40ºC to +85ºC
Evaluation board	EV-WT02E40E	EV-WT02C40C	EV-WT02V40V	EV-WT02E40C	EV-WT02P40P
Availability	Q1, 2025	Q1, 2025	Q1, 2025	Q1, 2025	Q1, 2025

1.2 Special Accessories

Not available for this EUT intended for grant.

1.3 Equipment Modifications

Not available for this EUT intended for grant.

2. System Test Configuration

2.1 EUT Configuration

The EUT configuration for testing is installed on RF field strength measurement to meet the Commissions requirement and operating in a manner which intends to maximize its emission characteristics in a continuous normal application.

2.2 EUT Exercise

The EUT (Transmitter) was operated in the engineering mode to fix the Tx frequency that was for the purpose of the measurements.

2.3 Test Procedure

2.3.1 AC Line Conducted Emissions

The EUT is a placed on as turn table which is 0.8 m above ground plane. According to ANSI C63.10 and RSS-Gen. AC Line Conducted emissions from the EUT measured in the frequency range between 0.15 MHz and 30MHz using CISPR 16-1-1 Quasi-Peak and Average detector mode.

2.3.2 Radiated Emissions

The EUT is a placed on as turn table which is 0.8 m/1.5m (Frequency above 1GHz) above ground plane. The turn table shall rotate 360 degrees to determine the position of maxi-mum emission level. EUT is set 3m away from the receiving antenna which varied from 1m to 4m to find out the highest emission. And also, each emission was to be maximized by changing the polarization of receiving antenna both horizontal and vertical. In order to find out the max. emission, the relative positions of this hand-held transmitter (EUT) was rotated through three orthogonal axes according to ANSI C63.10.

2.4 Configuration of Tested System

Configuration of Tested System (Fixed channel)

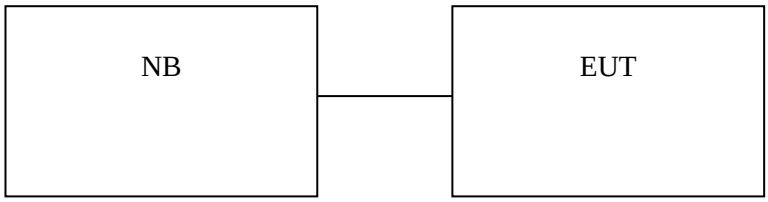

Equipment Used in Tested System

Item	Equipment	Brand	Model	S/N.	Data Cable	Power Cord
1	NB	HP	N5 13	NA	200cm	150cm

2.5 Duty factor

Mode	ON time (ms)	Total time (ms)	Duty Cycle	Duty Factor	1/Ton	VBW (kHz)
a	1.910	2.190	87.21%	0.594	0.524	0.56
HT20	1.785	2.049	87.13%	0.598	0.560	0.56
VHT20	1.800	2.145	83.92%	0.762	0.556	0.56
HE20	1.625	1.955	83.12%	0.803	0.615	0.62

If duty cycle of test signal is ≥ 98 %, duty factor is not required.
If duty cycle of test signal is < 98 %, duty factor shall be considered.
The output power = measured power + duty factor
For frequency above 1GHz, the video bandwidth setting for average detector: VBW ≥ 1/Ton

a mode Duty

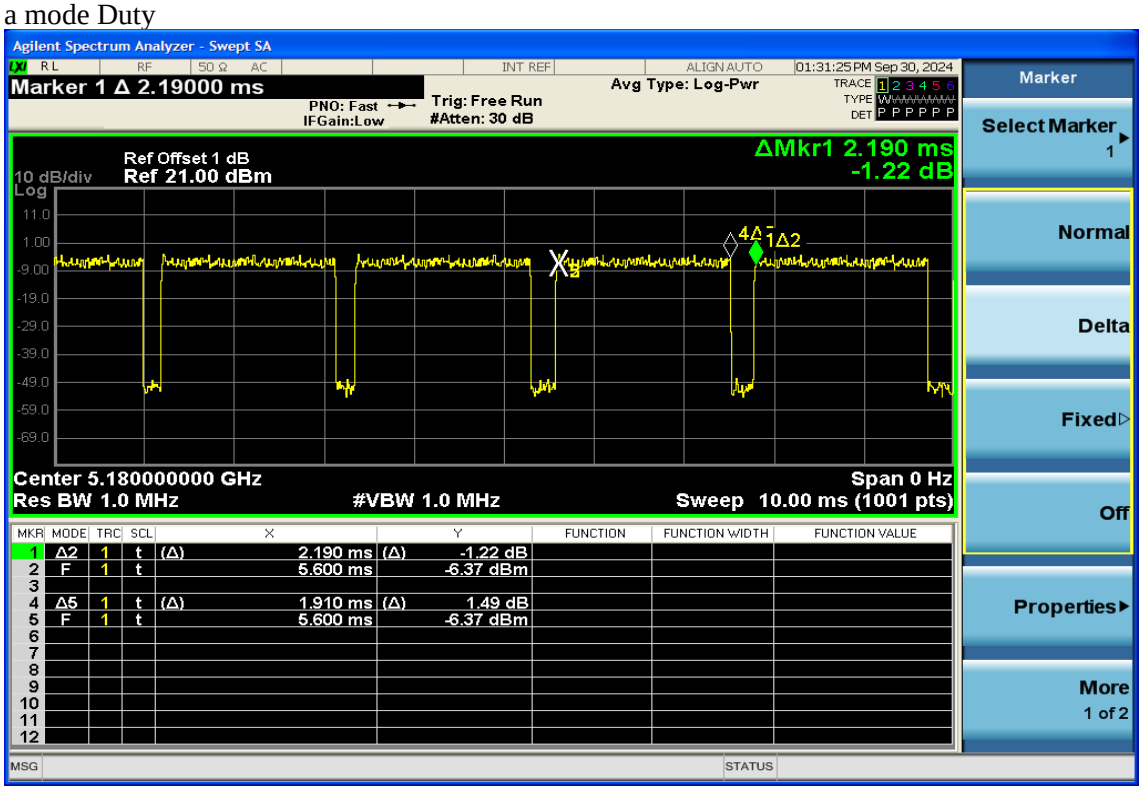

5G HT20 mode Duty

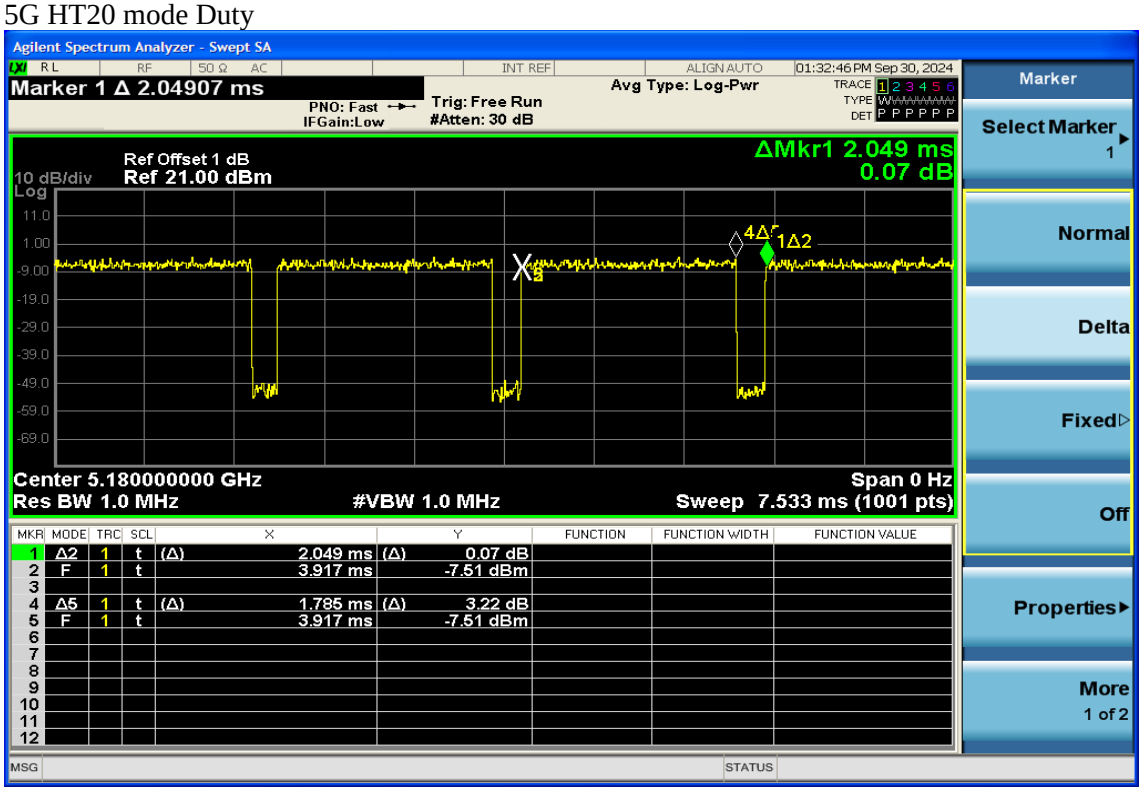

5G VHT20 mode Duty

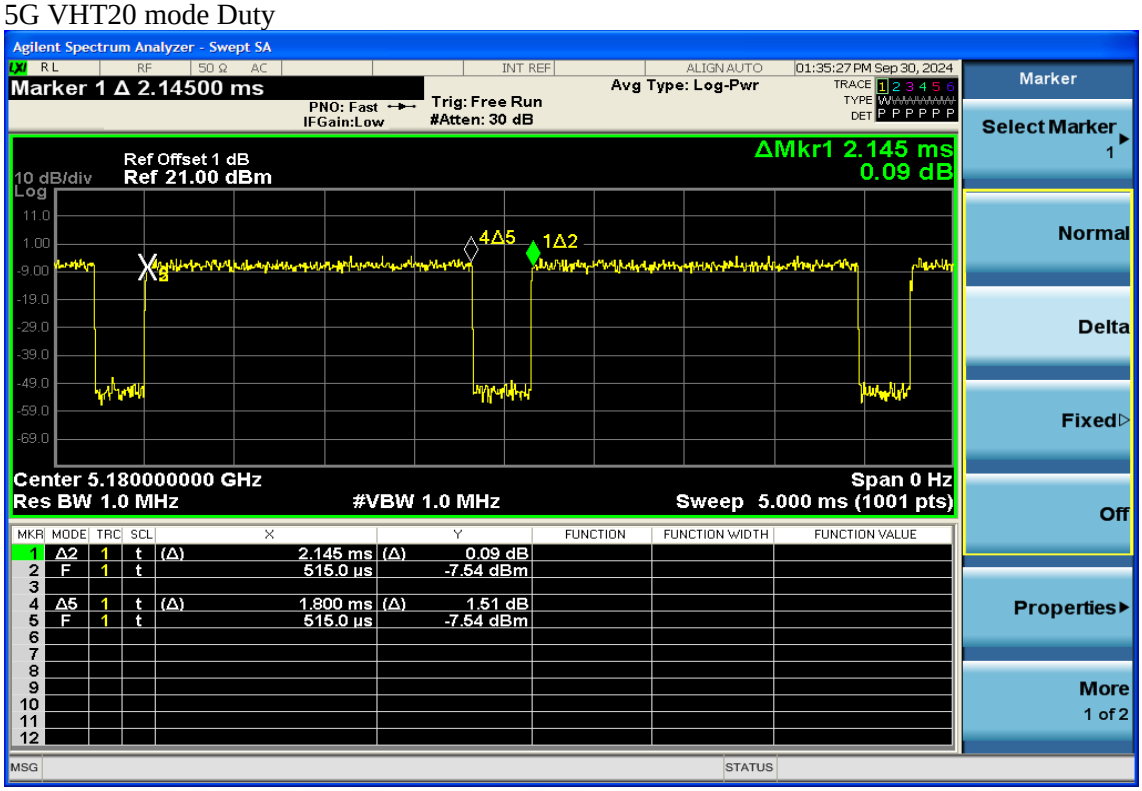

5G HE20 mode Duty

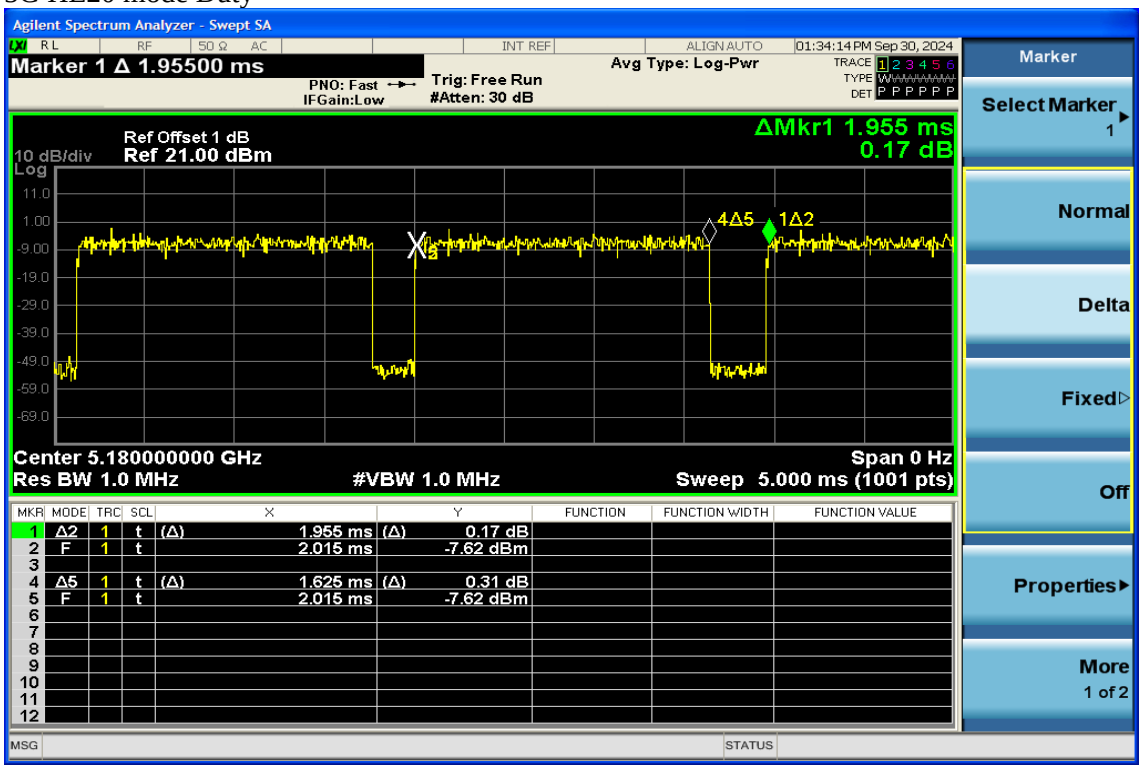

3. Summary of Test Results

FCC Rules	Description Of Test	Result
§15.207	AC Power Line Conducted Emission	Compliant
§15.407(a)(2)	Output Power/ EIRP/ Spectral Density Measurement	Compliant
§15.407(a)	26dB Emission Bandwidth	Compliant
§15.407(e)	6dB Emission Bandwidth	Compliant
§15.407(b)	Undesirable Emission – Radiated Measurement	Compliant
§15.407(c)	Transmission in case of Absence of Information	Compliant
§15.407(a)	Antenna Requirement	Compliant
§15.407(d)	TPC and DFS Measurement	Compliant
§15.407(i)	Device Security	Compliant

4. Description of Test Modes

The EUT has been tested under engineering operating condition.
Test program used to control the EUT for staying in continuous transmitting mode is programmed.
For 802.11a mode the EUT can transmit at both CHAIN A and CHAIN B RF outputs individually, but not simultaneously.

UNII-1				
Mode	BW (MHz)	Data Rate	CH #	Freq (MHz)
802.11a	20	6Mbps	36	5180
			40	5200
			48	5240
802.11n	20	HT0 HT8*	36	5180
			40	5200
			48	5240
802.11ac	20	VHT0	36	5180
			40	5200
			48	5240
802.11ax	20	HE0	36	5180
			40	5200
			48	5240

* Note: HT8 for MIMO modes only.

UNII-2A				
Mode	BW (MHz)	Data Rate	CH #	Freq (MHz)
802.11a	20	6Mbps	52	5260
			60	5300
			64	5320
802.11n	20	HT0 HT8*	52	5260
			60	5300
			64	5320
802.11ac	20	VHT0	52	5260
			60	5300
			64	5320
802.11ax	20	HE0	52	5260
			60	5300
			64	5320

* Note: HT8 for MIMO modes only.

UNII-2C				
Mode	BW (MHz)	Data Rate	CH #	Freq (MHz)
802.11a	20	6Mbps	100	5500
			116	5580
			140	5700
802.11n	20	HT0 HT8*	100	5500
			116	5580
			140	5700
802.11ac	20	VHT0	100	5500
			116	5580
			140	5700
802.11ax	20	HE0	100	5500
			116	5580
			140	5700

* Note: HT8 for MIMO modes only.

UNII-3				
Mode	BW (MHz)	Data Rate	CH #	Freq (MHz)
802.11a	20	6Mbps	149	5745
			157	5785
			165	5825
802.11n	20	HT0 HT8*	149	5745
			157	5785
			165	5825
802.11ac	20	VHT0	149	5745
			157	5785
			165	5825
802.11ax	20	HE0	149	5745
			157	5785
			165	5825

* Note: HT8 for MIMO modes only.

Straddle channel				
Mode	BW (MHz)	Data Rate	CH #	Freq (MHz)
802.11a	20	6Mbps	144	5720
802.11n	20	HT0 HT8*	144	5720
802.11ac	20	VHT0	144	5720
802.11ax	20	HE0	144	5720

* Note: HT8 for MIMO modes only.

4.1 Test Plan:

Radiated Test	Model				
Test Item	WT02E40E	WT02C40C	WT02E40C	WT02P40P	WT02V40V
Band Edge	V	V	Δ	Δ	Δ
Spurious emission	V	V	Δ	Δ	Δ
Mask	V	V	Δ	Δ	Δ

Note:
V: final test
Δ: pre-scan
The antenna type of WT02P40P is same as WT02E40E.
The antenna type of WT02V40V is same as WT02C40C.
The antenna type of WT02E40C is same as WT02E40E and WT02C40C

Conducted Test	Model				
Test Item	WT02E40E	WT02C40C	WT02E40C	WT02P40P	WT02V40V
Output Power	V	Δ	Δ	Δ	Δ
6dB Bandwidth	V	Δ	Δ	Δ	Δ
26dB Bandwidth	V	Δ	Δ	Δ	Δ
Conducted Band Edge	V	Δ	Δ	Δ	Δ
Conducted RSE	V	Δ	Δ	Δ	Δ
Duty factor	V	Δ	Δ	Δ	Δ
Power Density	V	Δ	Δ	Δ	Δ
AC Line Conduction	V	Δ	Δ	Δ	Δ

Note:
V: final test
Δ: pre-scan
The antenna type of WT02P40P is same as WT02E40E.
The antenna type of WT02V40V is same as WT02C40C.
The antenna type of WT02E40C is same as WT02E40E and WT02C40C

5. AC Line Conduced Emission Test

5.1 Standard Applicable

According to §15.207, frequency range within 150kHz to 30MHz shall not exceed the Limit table as below.

Frequency range	Limits dB(μV)	
MHz	Quasi-peak	Average
0.15 to 0.50	66 to 56	56 to 46
0.50 to 5	56	46
5 to 30	60	50
Note 1.The lower limit shall apply at the transition frequencies 2.The limit decreases linearly with the logarithm of the frequency in the range 0.15 MHz to 0.50 MHz.		

5.2 Measurement Procedure

1. The EUT was placed on a table which is 0.8m above ground plane.
2. Maximum procedure was performed on the six highest emissions to ensure EUT compliance.
3. Repeat above procedures until all frequency measured were complete.
4. Both 120V & 240V have been verified, and 120V/60Hz was defined as the worst-case and record in the report.

5.3 Measurement Result

- Line

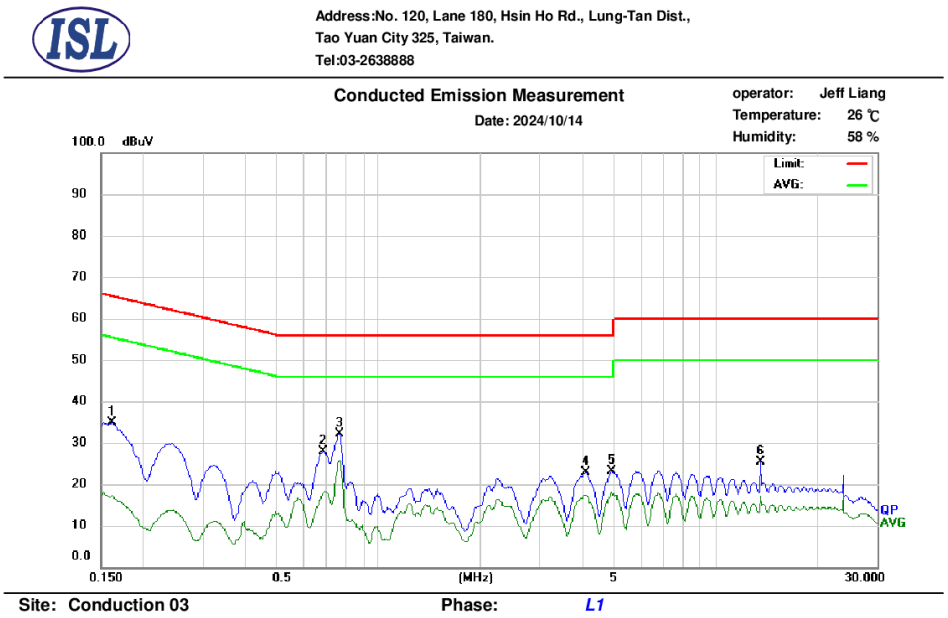

No.	Frequency (MHz)	QP_R (dBuV)	AVG_R (dBuV)	Correct Factor (dB)	QP Emission (dBuV)	QP Limit (dBuV)	QP Margin (dB)	AVG Emission (dBuV)	AVG Limit (dBuV)	AVG Margin (dB)
1	0.161	25.24	7.62	9.64	34.88	65.40	-30.52	17.26	55.40	-38.14
2	0.685	18.22	8.35	9.65	27.87	56.00	-28.13	18.00	46.00	-28.00
3*	0.766	22.54	16.29	9.66	32.20	56.00	-23.80	25.95	46.00	-20.05
4	4.092	13.05	7.62	9.75	22.80	56.00	-33.20	17.37	46.00	-28.63
5	4.902	13.26	8.31	9.77	23.03	56.00	-32.97	18.08	46.00	-27.92
6	13.560	15.58	7.14	9.89	25.47	60.00	-34.53	17.03	50.00	-32.97

Note:
Margin = QP/AVG Emission - Limit
QP/AVG Emission = QP_R/AVG_R + Correct Factor
Correct Factor = LISN Loss + Cable Loss
The frequency spectrum graph is for final peak graph, and the attached table is for QP/AVG test result.
If peak data can pass, it will be shown in “QP/AVG Correct” column, if not, QP/AVG data will instead.

- Neutral

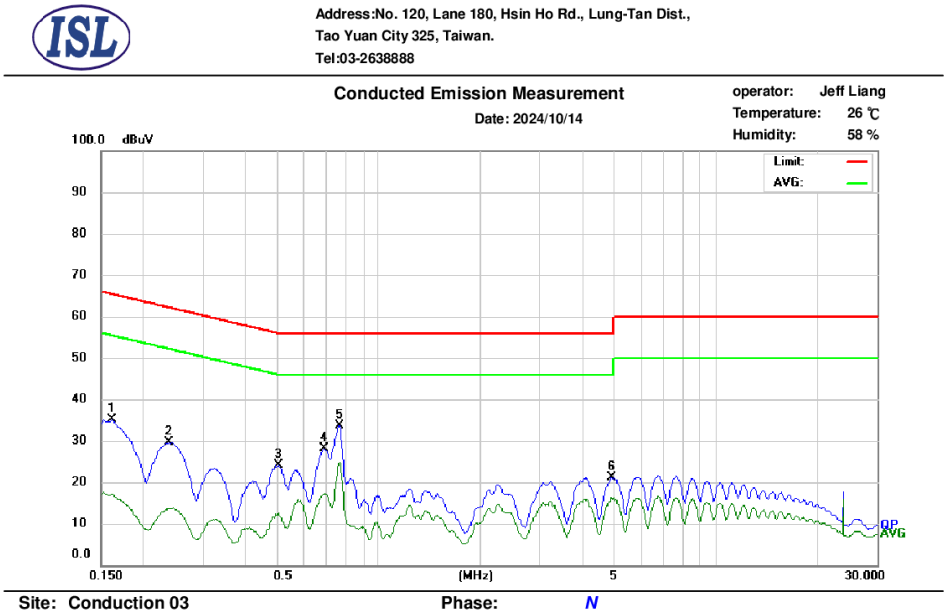

No.	Frequency (MHz)	QP_R (dBuV)	AVG_R (dBuV)	Correct Factor (dB)	QP Emission (dBuV)	QP Limit (dBuV)	QP Margin (dB)	AVG Emission (dBuV)	AVG Limit (dBuV)	AVG Margin (dB)
1	0.161	25.37	7.58	9.65	35.02	65.40	-30.38	17.23	55.40	-38.17
2	0.238	19.91	4.01	9.64	29.55	62.18	-32.63	13.65	52.18	-38.53
3	0.503	14.51	2.85	9.65	24.16	56.00	-31.84	12.50	46.00	-33.50
4	0.688	18.37	7.54	9.66	28.03	56.00	-27.97	17.20	46.00	-28.80
5*	0.766	23.91	15.11	9.67	33.58	56.00	-22.42	24.78	46.00	-21.22
6	4.902	11.46	6.69	9.78	21.24	56.00	-34.76	16.47	46.00	-29.53

Note:
Margin = QP/AVG Emission - Limit
QP/AVG Emission = QP_R/AVG_R + Correct Factor
Correct Factor = LISN Loss + Cable Loss
The frequency spectrum graph is for final peak graph, and the attached table is for QP/AVG test result.
If peak data can pass, it will be shown in “QP/AVG Correct” column, if not, QP/AVG data will instead.

6. Output Power / EIRP / Spectral Density Measurement

6.1 Standard Applicable

According to §15.407(a) Power limits:
(1) For the band 5.15-5.25 GHz.
(i) For an outdoor access point operating in the band 5.15 – 5.25 GHz, the maximum conducted output power over the frequency band of operation shall not exceed 1 W provided the maximum antenna gain does not exceed 6 dBi. In addition, the maximum power spectral density shall not exceed 17 dBm in any 1 megahertz band. If transmitting antennas of directional gain greater than 6 dBi are used, both the maximum conducted output power and the maximum power spectral density shall be reduced by the amount in dB that the directional gain of the antenna exceeds 6 dBi. The maximum e.i.r.p. at any elevation angle above 30 degrees as measured from the horizon must not exceed 125 mW (21 dBm).
(ii) For an indoor access point operating in the band 5.15 – 5.25 GHz, the maximum conducted output power over the frequency band of operation shall not exceed 1 W provided the maximum antenna gain does not exceed 6 dBi. In addition, the maximum power spectral density shall not exceed 17 dBm in any 1 megahertz band. If transmitting antennas of directional gain greater than 6 dBi are used, both the maximum conducted output power and the maximum power spectral density shall be reduced by the amount in dB that the directional gain of the antenna exceeds 6 dBi.
(iii) For fixed point-to-point access points operating in the band 5.15 – 5.25 GHz, the maximum conducted output power over the frequency band of operation shall not exceed 1 W. Fixed point-to-point U-NII devices may employ antennas with directional gain up to 23 dBi without any corresponding reduction in the maximum conducted output power or maximum power spectral density. For fixed point-to-point transmitters that employ a directional antenna gain greater than 23 dBi, a 1 dB reduction in maximum conducted output power and maximum power spectral density is required for each 1 dB of antenna gain in excess of 23 dBi. Fixed, point-to-point operations exclude the use of point-to-multipoint systems, omnidirectional applications, and multiple collocated transmitters transmitting the same information. The operator of the U-NII device, or if the equipment is professionally installed, the installer, is responsible for ensuring that systems employing high gain directional antennas are used exclusively for fixed, point-to-point operations.
(iv) For mobile and portable client devices in the 5.15-5.25 GHz band, the maximum con-ducted output power over the frequency band of operation shall not exceed 250 mW provided the maximum antenna gain does not exceed 6 dBi. In addition, the maximum power spectral density shall not exceed 11 dBm in any 1 megahertz band. If transmitting antennas of directional gain greater than 6 dBi are used, both the maximum conducted output power and the maximum power spectral density shall be reduced by the amount in dB that the directional gain of the antenna exceeds 6 dBi.

(2) For the 5.25-5.35 GHz and 5.47-5.725 GHz bands, the maximum conducted output power over the frequency bands of operation shall not exceed the lesser of 250 mW or 11 dBm 10 log B, where B is the 26 dB emission bandwidth in megahertz. In addition, the maximum power spectral density shall not exceed 11 dBm in any 1 megahertz band. If transmitting antennas of directional gain greater than 6 dBiare used, both the maximum conducted output power and the maximum power spectral density shall be reduced by the amount in dB that the directional gain of the antenna exceeds 6 dBi.

(3) For the band 5.725-5.85 GHz, the maximum conducted output power over the frequency band of operation shall not exceed 1 W. In addition, the maximum power spectral density shall not exceed 30 dBm in any 500 kHz band. If transmitting antennas of directional gain greater than 6 dBi are used, both the maximum conducted output power and the maximum power spectral density shall be reduced by the amount in dB that the directional gain of the antenna exceeds 6 dBi. How-ever, fixed point-to-point U-NII devices operating in this band may employ transmitting antennas with directional gain greater than 6 dBi without any corresponding reduction in transmitter con-ducted power. Fixed, point-to-point operations exclude the use of point-to-multipoint systems, omnidirectional applications, and multiple collocated transmitters transmitting the same information. The operator of the U-NII device, or if the equipment is professionally installed, the in-staller, is responsible for ensuring that systems employing high gain directional antennas are used exclusively for fixed, point-to-point operations.

6.2 Measurement Procedure

For Output Power

1. Place the EUT on the table and set it in transmitting mode.
2. Remove the antenna from the EUT and then connect a low loss RF cable from the antenna port to the power meter.
3. Record the max. reading.
4. Repeat above procedures until all frequency measured were complete.

For Power Spectral Density

1. Place the EUT on the table and set it in transmitting mode.
2. Remove the antenna from the EUT and then connect a low loss RF cable from the antenna port to Spectrum.
3. Set RBW=1MHz, VBW=3MHz, Span=50MHz (Base Mode), Sweep time = Auto, traces 100 sweeps of video averaging for 5150-5725MHz.
4. Set RBW=500kHz, VBW=1.5MHz, Span=60MHz (Base Mode), Sweep time = Auto, traces 100 sweeps of video averaging for 5725-5850MHz.
5. Record the max. reading.
6. Repeat above procedures until all frequency measured were complete.

Refer to KDB 789033 D02 General UNII Test Procedures New Rules v02r01

6.3 Measurement Result

Average Power

Band	Mode	Freq. (MHz)	Output Power (dBm)				Duty Factor (dB)	Total Output Power (dBm)	Output Power Limit (dBm)
			Chain 0	Chain 1	Chain 2	Chain 3			
UNII-1	11a	5180	8.752				0.594	9.346	23.979
		5200	8.570				0.594	9.164	23.979
		5240	9.469				0.594	10.063	23.979
	HT20	5180	10.139				0.598	10.737	23.979
		5200	9.086				0.598	9.684	23.979
		5240	9.641				0.598	10.239	23.979
	VHT20	5180	8.967				0.762	9.729	23.979
		5200	10.217				0.762	10.979	23.979
		5240	8.634				0.762	9.396	23.979
	HE20	5180	9.730				0.803	10.533	23.979
		5200	10.382				0.803	11.185	23.979
		5240	8.770				0.803	9.573	23.979

Band	Mode	Freq. (MHz)	Output Power (dBm)				Duty Factor (dB)	Total Output Power (dBm)	Output Power Limit (dBm)
			Chain 0	Chain 1	Chain 2	Chain 3			
UNII-2A	11a	5260	9.898				0.594	10.492	24.003
		5300	8.505				0.594	9.099	23.979
		5320	9.092				0.594	9.686	23.964
	HT20	5260	9.160				0.598	9.758	24.001
		5300	8.509				0.598	9.107	23.979
		5320	8.501				0.598	9.099	23.979
	VHT20	5260	9.511				0.762	10.273	23.979
		5300	9.424				0.762	10.186	24.001
		5320	7.952				0.762	8.714	23.979
	HE20	5260	8.712				0.803	9.515	23.979
		5300	8.771				0.803	9.574	23.979
		5320	8.110				0.803	8.913	23.979

Band	Mode	Freq. (MHz)	Output Power (dBm)				Duty Factor (dB)	Total Output Power (dBm)	Output Power Limit (dBm)
			Chain 0	Chain 1	Chain 2	Chain 3			
UNII-2C	11a	5500	8.200				0.594	8.794	23.960
		5580	8.727				0.594	9.321	23.991
		5700	9.901				0.594	10.495	23.989
	HT20	5500	8.489				0.598	9.087	23.979
		5580	7.891				0.598	8.489	23.979
		5700	8.932				0.598	9.530	23.979
	VHT20	5500	7.748				0.762	8.510	24.004
		5580	7.528				0.762	8.290	23.979
		5700	9.071				0.762	9.833	23.979
	HE20	5500	9.845				0.803	10.648	23.979
		5580	7.333				0.803	8.136	23.979
		5700	8.889				0.803	9.692	23.979

Band	Mode	Freq. (MHz)	Output Power (dBm)				Duty Factor (dB)	Total Output Power (dBm)	Output Power Limit (dBm)
			Chain 0	Chain 1	Chain 2	Chain 3			
UNII-3	11a	5745	8.619				0.594	9.213	30.000
		5785	9.156				0.594	9.750	30.000
		5825	8.754				0.594	9.348	30.000
	HT20	5745	8.091				0.598	8.689	30.000
		5785	7.615				0.598	8.213	30.000
		5825	8.210				0.598	8.808	30.000
	VHT20	5745	7.964				0.762	8.726	30.000
		5785	7.624				0.762	8.386	30.000
		5825	8.023				0.762	8.785	30.000
	HE20	5755	9.996				0.803	10.799	30.000
		5795	7.800				0.803	8.603	30.000
		5775	8.189				0.803	8.992	30.000

Average Power - Straddle channels

Band	Mode	Freq. (MHz)	Output Power (dBm)				Duty Factor (dB)	Total Output Power (dBm)	Output Power Limit (dBm)
			Chain 0	Chain 1	Chain 2	Chain 3			
UNII-2C	11a	5720	9.842				0.594	10.436	23.979
	HT20	5720	8.267				0.598	8.865	23.979
	VHT20	5720	10.185				0.762	10.947	23.979
	HE20	5720	10.165				0.803	10.968	23.979

Band	Mode	Freq. (MHz)	Output Power (dBm)				Duty Factor (dB)	Total Output Power (dBm)
			Chain 0	Chain 1	Chain 2	Chain 3		
UNII-1	11a	5180	19.05				0.594	19.644
		5200	19.09				0.594	19.684
		5240	19.27				0.594	19.864
	HT20	5180	18.86				0.598	19.458
		5200	18.89				0.598	19.488
		5240	19.03				0.598	19.628
	VHT20	5180	18.80				0.762	19.562
		5200	18.83				0.762	19.592
		5240	18.97				0.762	19.732
	HE20	5180	19.02				0.803	19.823
		5200	19.65				0.803	20.453
		5240	19.19				0.803	19.993

Band	Mode	Freq. (MHz)	Output Power (dBm)				Duty Factor (dB)	Total Output Power (dBm)
			Chain 0	Chain 1	Chain 2	Chain 3		
UNII-2A	11a	5260	19.18				0.594	19.774
		5300	19.21				0.594	19.804
		5320	19.25				0.594	19.844
	HT20	5260	19.03				0.598	19.628
		5300	18.93				0.598	19.528
		5320	18.96				0.598	19.558
	VHT20	5260	18.85				0.762	19.612
		5300	18.88				0.762	19.642
		5320	18.83				0.762	19.592
	HE20	5260	19.26				0.803	20.063
		5300	19.26				0.803	20.063
		5320	19.15				0.803	19.953

Band	Mode	Freq. (MHz)	Output Power (dBm)				Duty Factor (dB)	Total Output Power (dBm)
			Chain 0	Chain 1	Chain 2	Chain 3		
UNII-2C	11a	5500	19.61				0.594	20.204
		5580	19.26				0.594	19.854
		5700	20.24				0.594	20.834
	HT20	5500	19.45				0.598	20.048
		5580	18.94				0.598	19.538
		5700	19.93				0.598	20.528
	VHT20	5500	19.38				0.762	20.142
		5580	19.24				0.762	20.002
		5700	19.85				0.762	20.612
	HE20	5500	19.77				0.803	20.573
		5580	19.26				0.803	20.063
		5700	20.53				0.803	21.333

Band	Mode	Freq. (MHz)	Output Power (dBm)				Duty Factor (dB)	Total Output Power (dBm)
			Chain 0	Chain 1	Chain 2	Chain 3		
UNII-3	11a	5745	19.93				0.594	20.524
		5785	19.73				0.594	20.324
		5825	19.36				0.594	19.954
	HT20	5745	19.72				0.598	20.318
		5785	19.46				0.598	20.058
		5825	19.12				0.598	19.718
	VHT20	5745	19.57				0.762	20.332
		5785	19.41				0.762	20.172
		5825	19.01				0.762	19.772
	HE20	5755	19.92				0.803	20.723
		5795	19.68				0.803	20.483
		5775	19.35				0.803	20.153

Band	Mode	Freq. (MHz)	Output Power (dBm)				Duty Factor (dB)	Total Output Power (dBm)
			Chain 0	Chain 1	Chain 2	Chain 3		
UNII-2C	11a	5720	20.17				0.594	20.764
	HT20	5720	19.89				0.598	20.488
	VHT20	5720	19.79				0.762	20.552
	HE20	5720	20.07				0.803	20.873

CDD mode

Band	Mode	Frequency (MHz)	PSD (dBm/MHz)				Duty Factor (dB)	Total PSD (dBm/MHz)	PSD Limit (dBm/MHz)
			Chain 0	Chain 1	Chain 2	Chain 3			
UNII-1	11a	5180	-9.398				0.594	-8.804	11.000
		5200	-9.255				0.594	-8.661	11.000
		5240	-9.255				0.594	-8.661	11.000
	HT20	5180	-9.699				0.598	-9.101	11.000
		5200	-9.649				0.598	-9.051	11.000
		5240	-9.638				0.598	-9.040	11.000
	VHT20	5180	-9.760				0.762	-8.998	11.000
		5200	-9.605				0.762	-8.843	11.000
		5240	-9.615				0.762	-8.853	11.000
	HE20	5180	-10.302				0.803	-9.499	11.000
		5200	-9.888				0.803	-9.085	11.000
		5240	-9.933				0.803	-9.130	11.000

CDD mode

Band	Mode	Frequency (MHz)	PSD (dBm/MHz)				Duty Factor (dB)	Total PSD (dBm/MHz)	PSD Limit (dBm/MHz)
			Chain 0	Chain 1	Chain 2	Chain 3			
UNII-2A	11a	5260	-8.948				0.594	-8.354	11.000
		5300	-9.140				0.594	-8.546	11.000
		5320	-9.194				0.594	-8.600	11.000
	HT20	5260	-9.400				0.598	-8.802	11.000
		5300	-9.527				0.598	-8.929	11.000
		5320	-9.480				0.598	-8.882	11.000
	VHT20	5260	-9.289				0.762	-8.527	11.000
		5300	-9.413				0.762	-8.651	11.000
		5320	-9.477				0.762	-8.715	11.000
	HE20	5260	-9.690				0.803	-8.887	11.000
		5300	-9.720				0.803	-8.917	11.000
		5320	-9.780				0.803	-8.977	11.000

CDD mode

Band	Mode	Frequency (MHz)	PSD (dBm/MHz)				Duty Factor (dB)	Total PSD (dBm/MHz)	PSD Limit (dBm/MHz)
			Chain 0	Chain 1	Chain 2	Chain 3			
UNII-2C	11a	5500	-6.951				0.594	-6.357	11.000
		5580	-7.126				0.594	-6.532	11.000
		5700	-5.369				0.594	-4.775	11.000
	HT20	5500	-7.460				0.598	-6.862	11.000
		5580	-7.480				0.598	-6.882	11.000
		5700	-5.621				0.598	-5.023	11.000
	VHT20	5500	-7.438				0.762	-6.676	11.000
		5580	-7.440				0.762	-6.678	11.000
		5700	-5.700				0.762	-4.938	11.000
	HE20	5500	-7.880				0.803	-7.077	11.000
		5580	-7.857				0.803	-7.054	11.000
		5700	-6.179				0.803	-5.376	11.000

CDD mode

Band	Mode	Frequency (MHz)	PSD (dBm/500kHz)				Duty Factor (dB)	Total PSD (dBm/500kHz)	PSD Limit (dBm/500kHz)
			Chain 0	Chain 1	Chain 2	Chain 3			
UNII-3	11a	5745	-8.740				0.594	-8.146	30.000
		5785	-8.552				0.594	-7.958	30.000
		5825	-8.305				0.594	-7.711	30.000
	HT20	5745	-9.042				0.598	-8.444	30.000
		5785	-8.907				0.598	-8.309	30.000
		5825	-8.799				0.598	-8.201	30.000
	VHT20	5745	-9.410				0.762	-8.648	30.000
		5785	-9.325				0.762	-8.563	30.000
		5825	-8.861				0.762	-8.099	30.000
	HE20	5745	-9.535				0.803	-8.732	30.000
		5785	-9.457				0.803	-8.654	30.000
		5825	-9.202				0.803	-8.399	30.000

Straddle channels

Band	Mode	Frequency (MHz)	PSD (dBm/MHz)				Duty Factor (dB)	Total PSD (dBm/MHz)	PSD Limit (dBm/MHz)
			Chain 0	Chain 1	Chain 2	Chain 3			
UNII-2C	11a	5720	-7.007				0.594	-6.413	11.000
	HT20	5720	-6.117				0.598	-5.519	11.000
	VHT20	5720	-6.590				0.762	-5.828	11.000
	HE20	5720	-6.693				0.803	-5.890	11.000

Test Data: Ant1 Band1 a 5180MHz

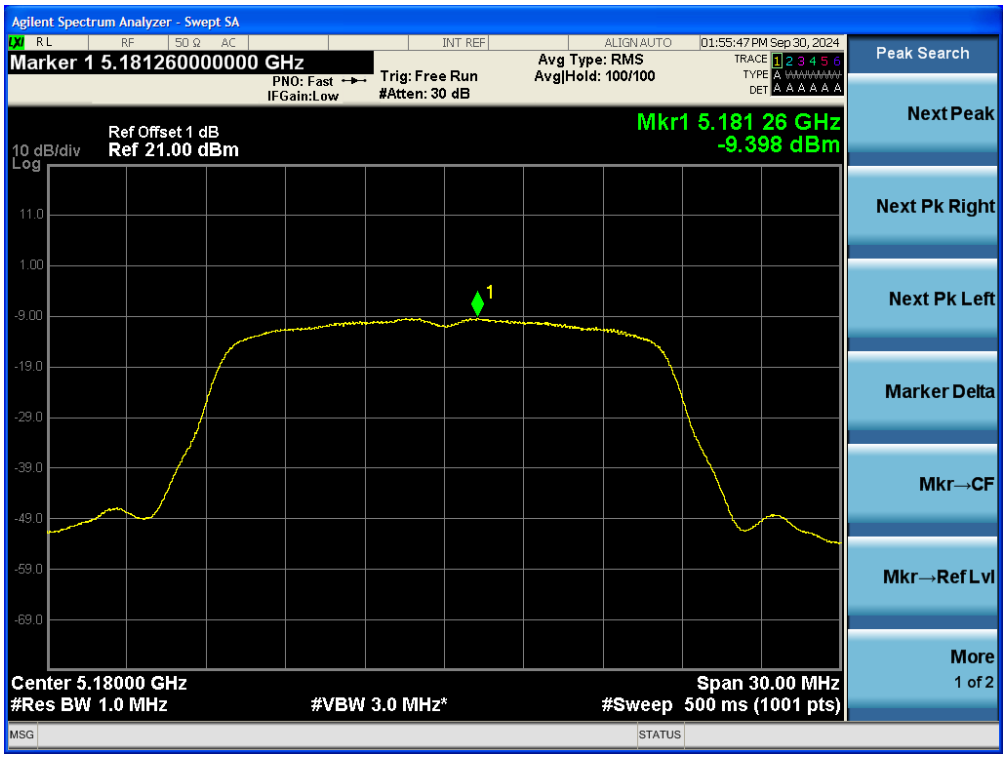

Test Data: Ant1 Band1 a 5200MHz

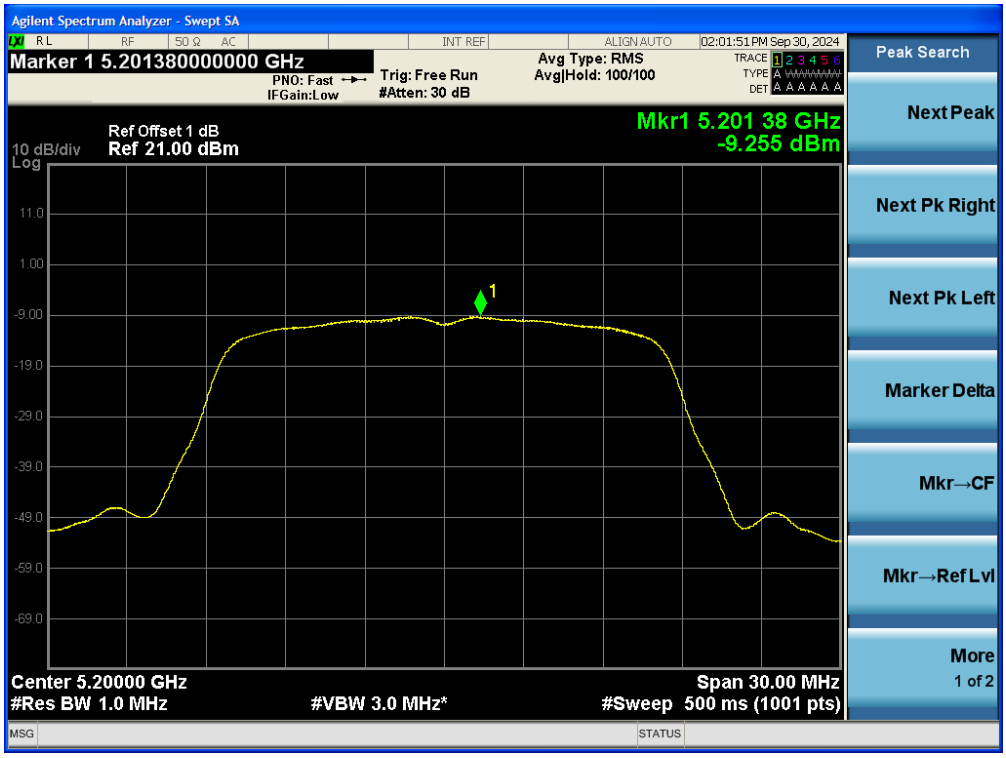

Test Data: Ant1 Band1 a 5240MHz

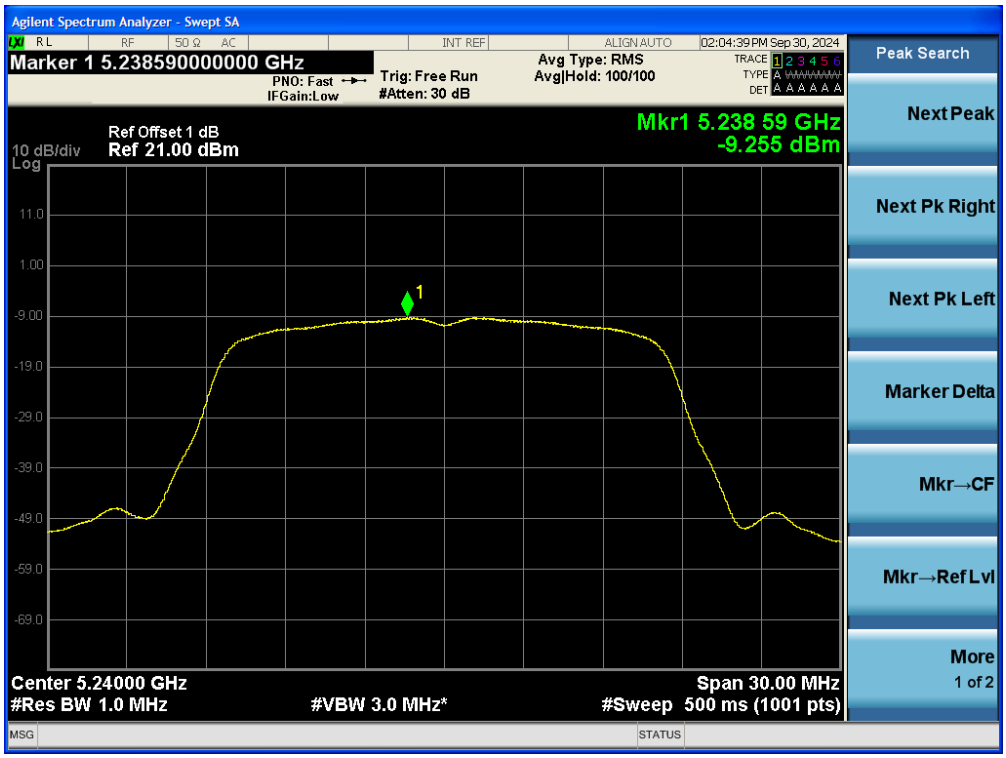

Test Data: Ant1 Band1 HT20 5180MHz

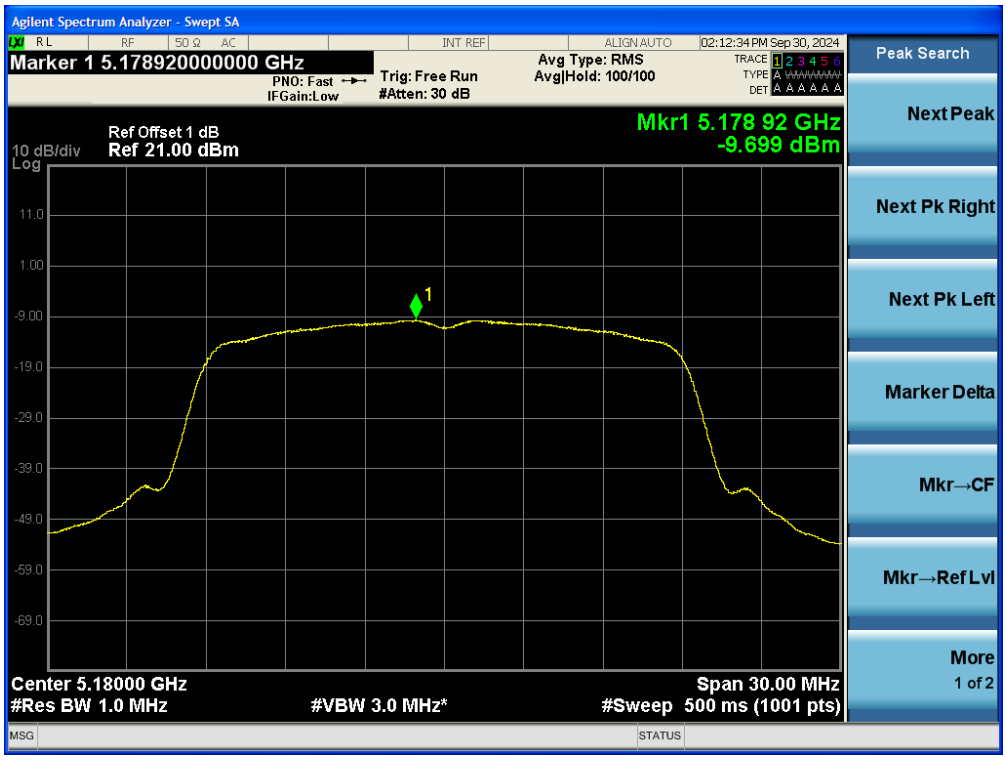

Test Data: Ant1 Band1 HT20 5200MHz

Test Data: Ant1 Band1 HT20 5240MHz

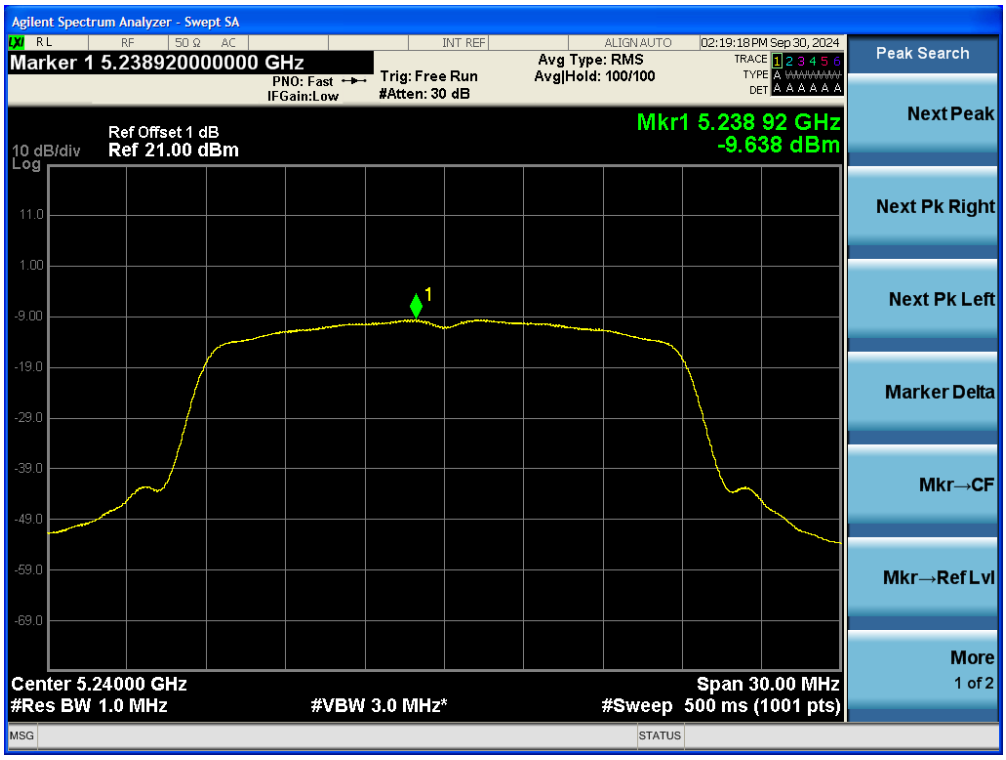

Test Data: Ant1 Band1 VHT20 5180MHz

Test Data: Ant1 Band1 VHT20 5200MHz

Test Data: Ant1 Band1 VHT20 5240MHz

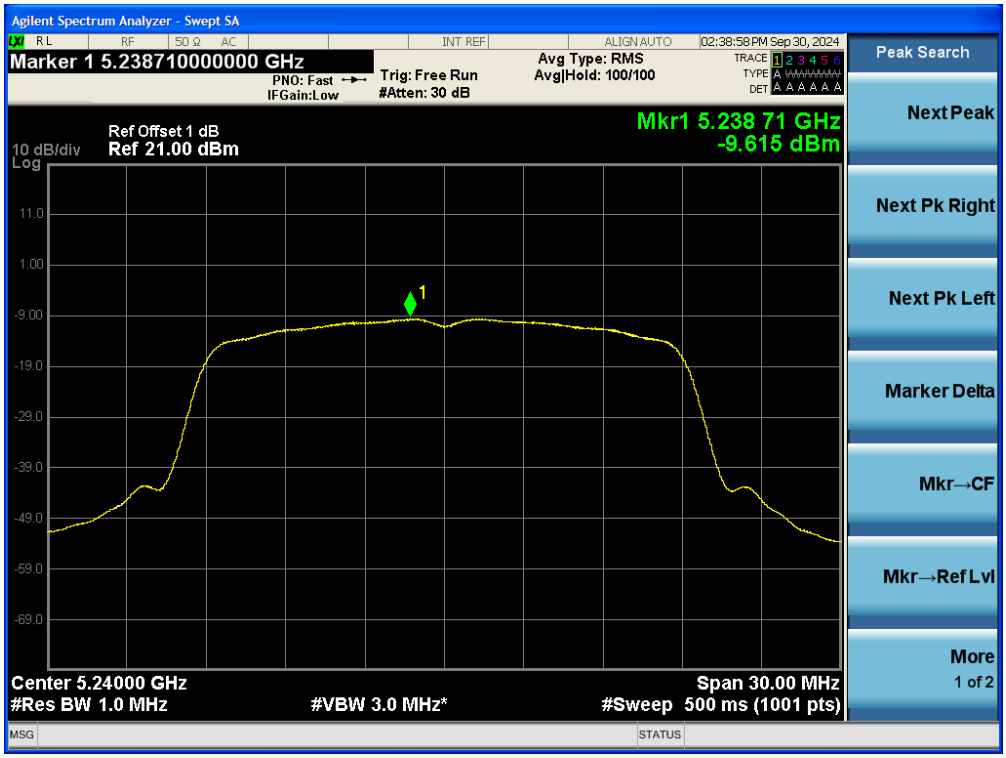

Test Data: Ant1 Band1 HE20 5180MHz

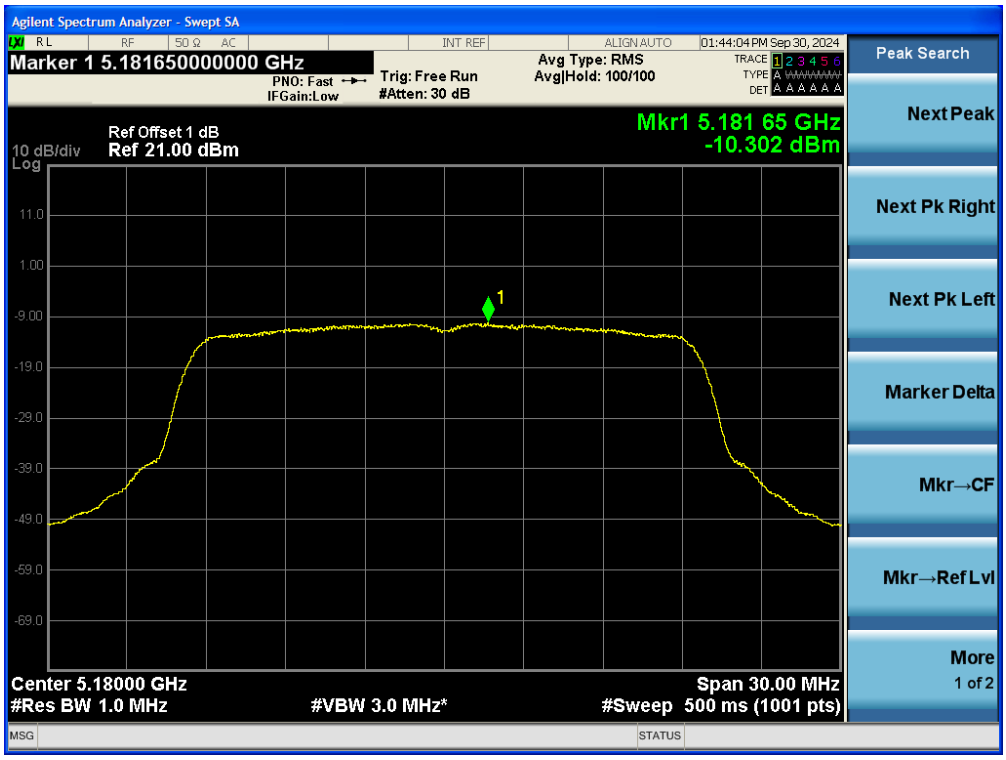

Test Data: Ant1 Band1 HE20 5200MHz

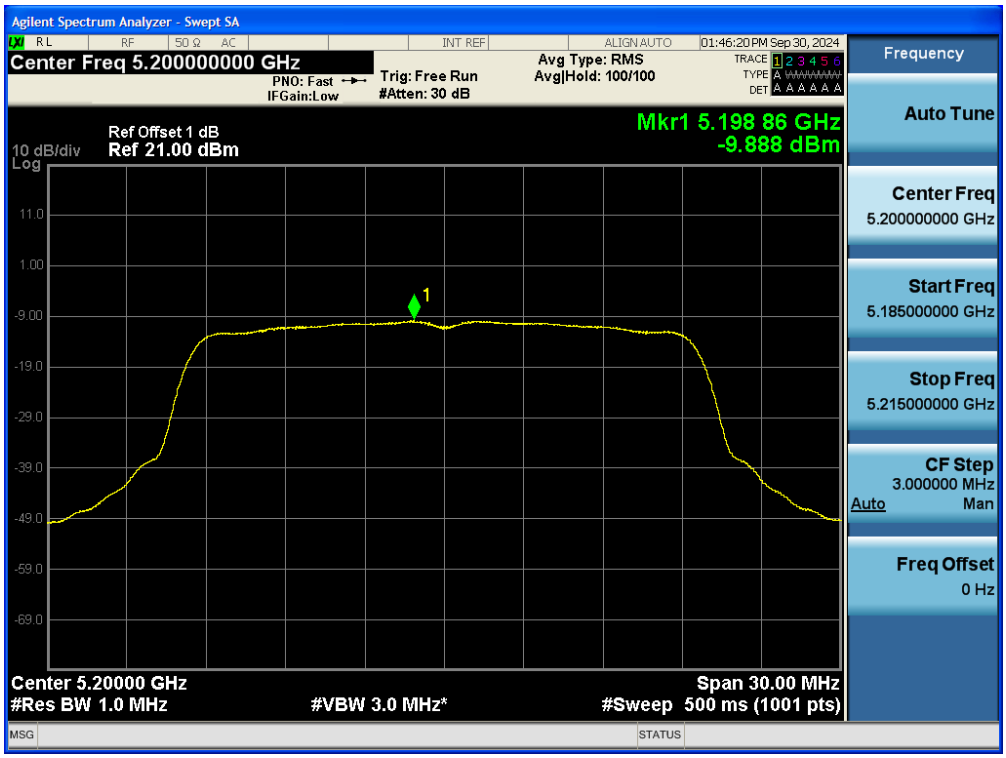

Test Data: Ant1 Band1 HE20 5240MHz

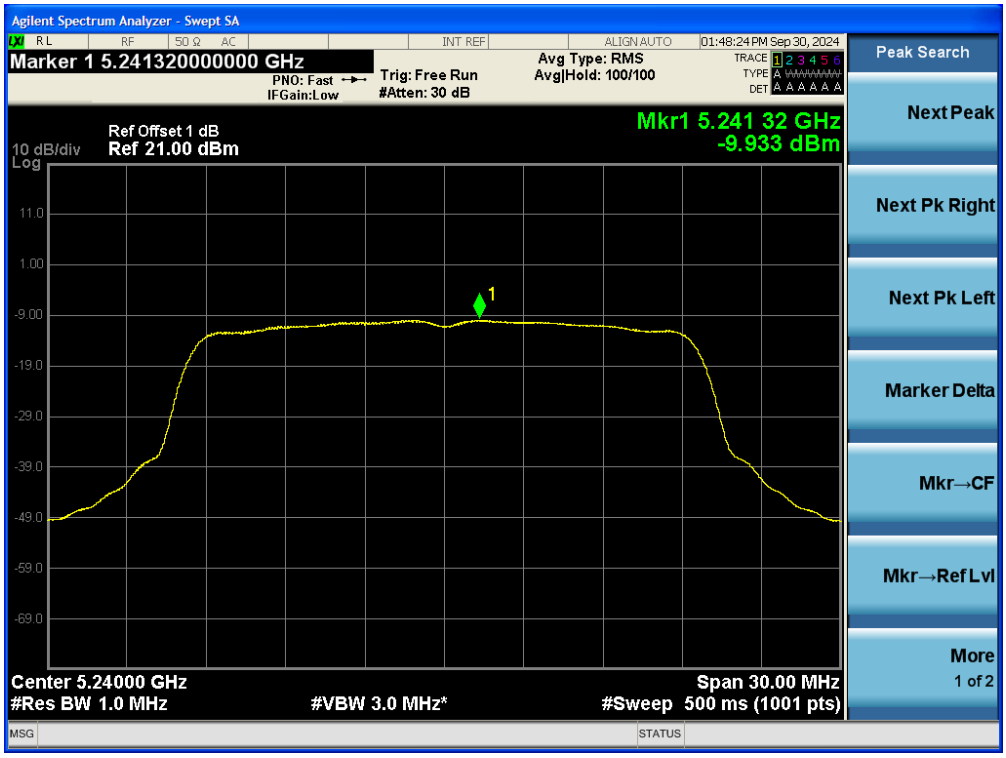

Test Data: Ant1 Band2 a 5260MHz

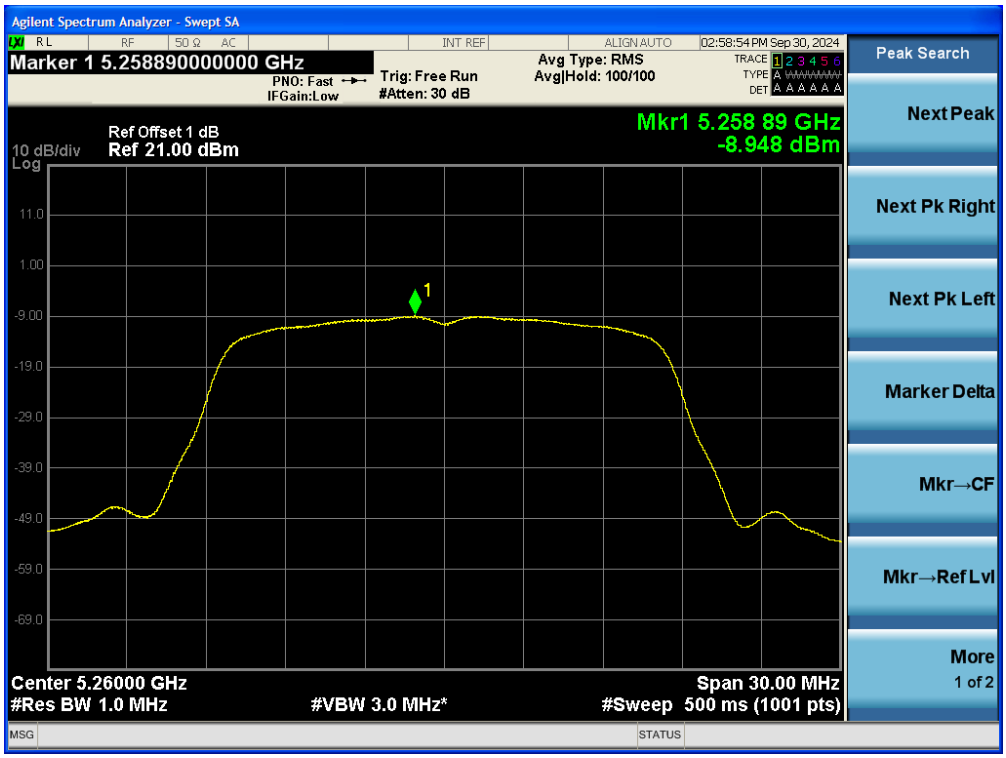

Test Data: Ant1 Band2 a 5300MHz

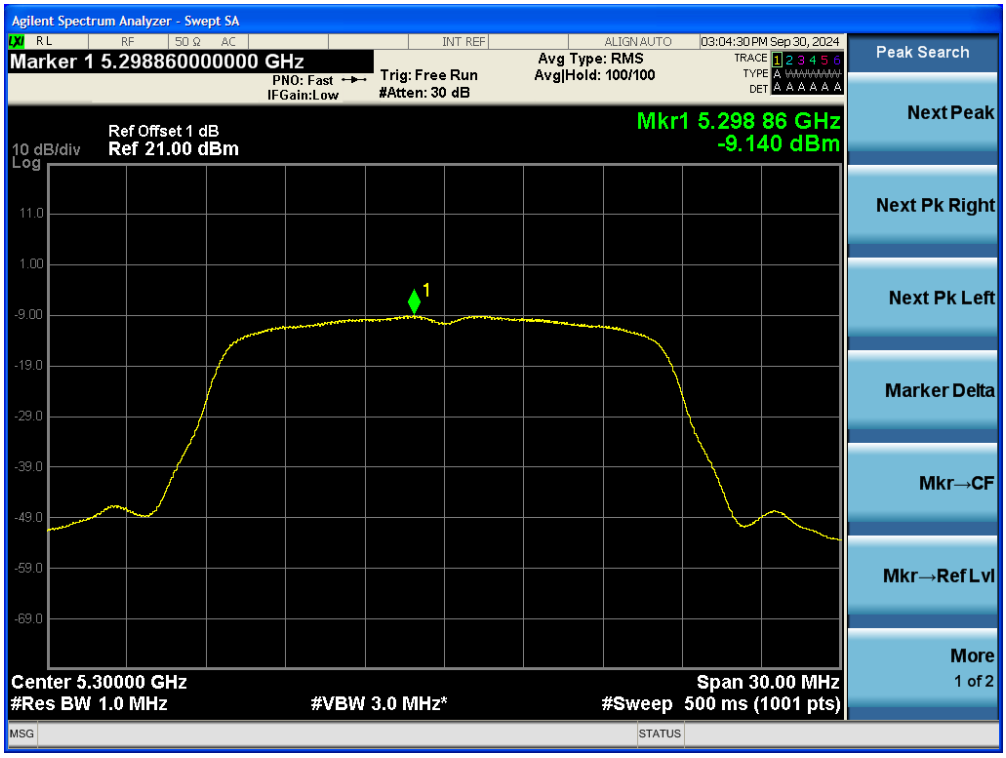

Test Data: Ant1 Band2 a 5320MHz

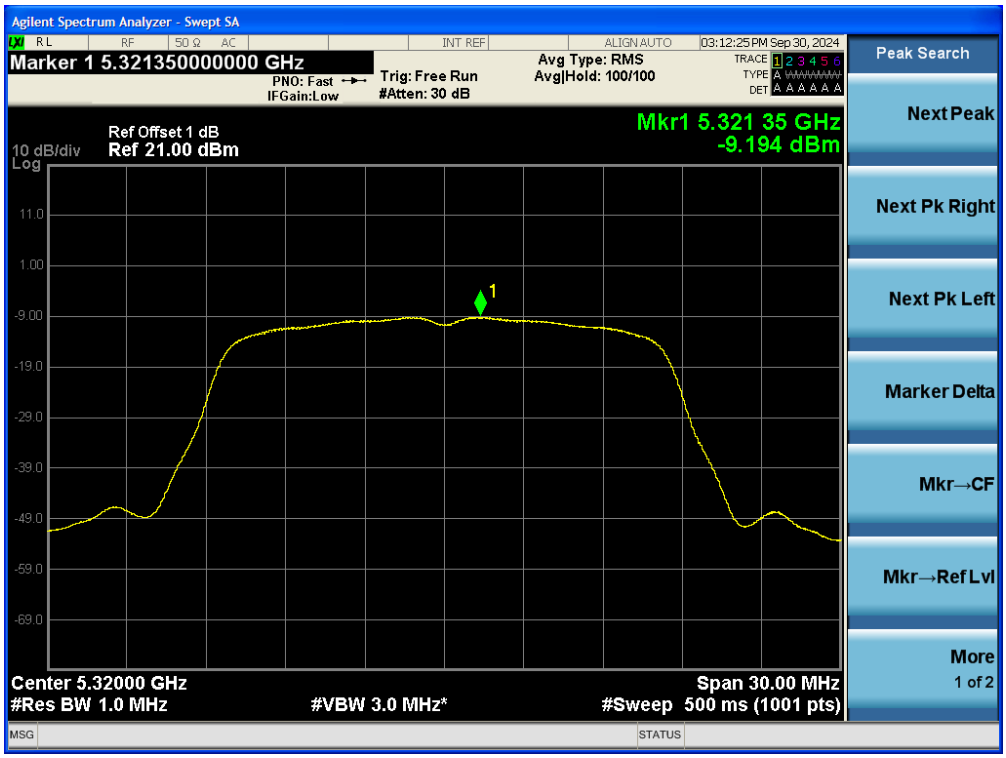

Test Data: Ant1 Band2 HT20 5260MHz

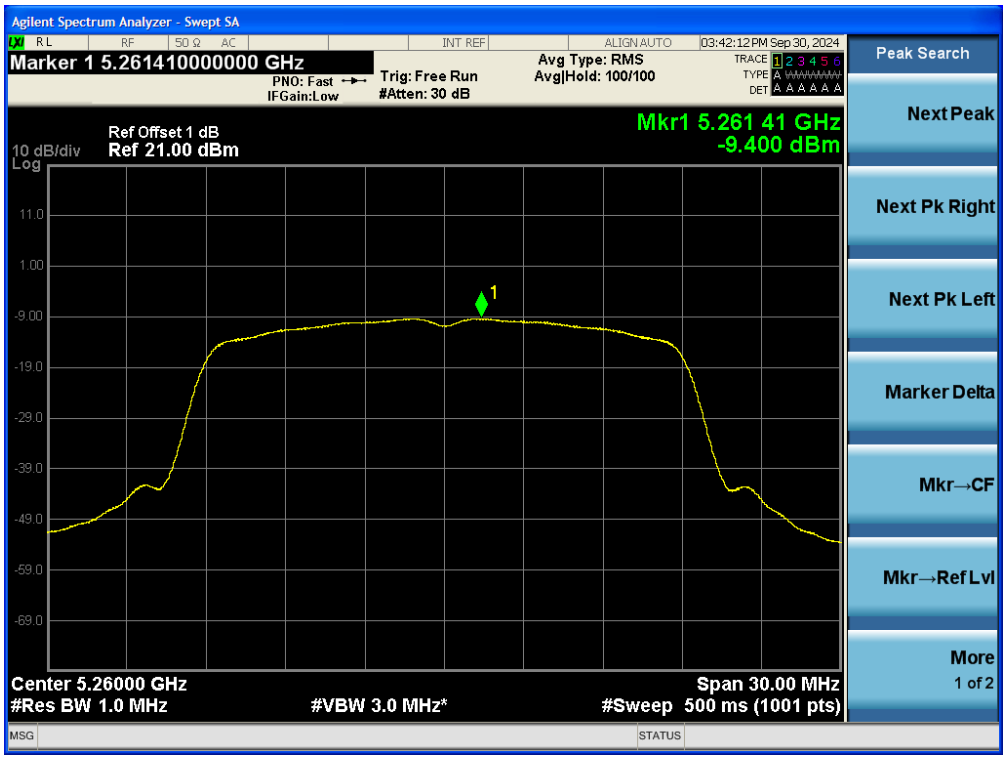

Test Data: Ant1 Band2 HT20 5300MHz

Test Data: Ant1 Band2 HT20 5320MHz

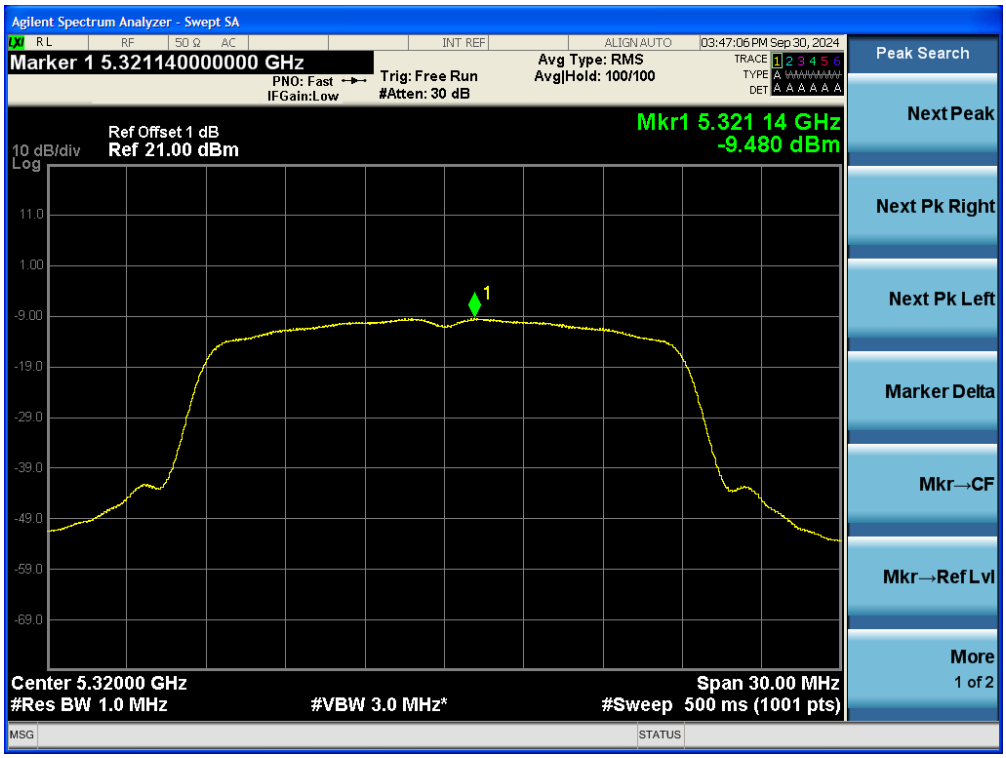

Test Data: Ant1 Band2 VHT20 5260MHz

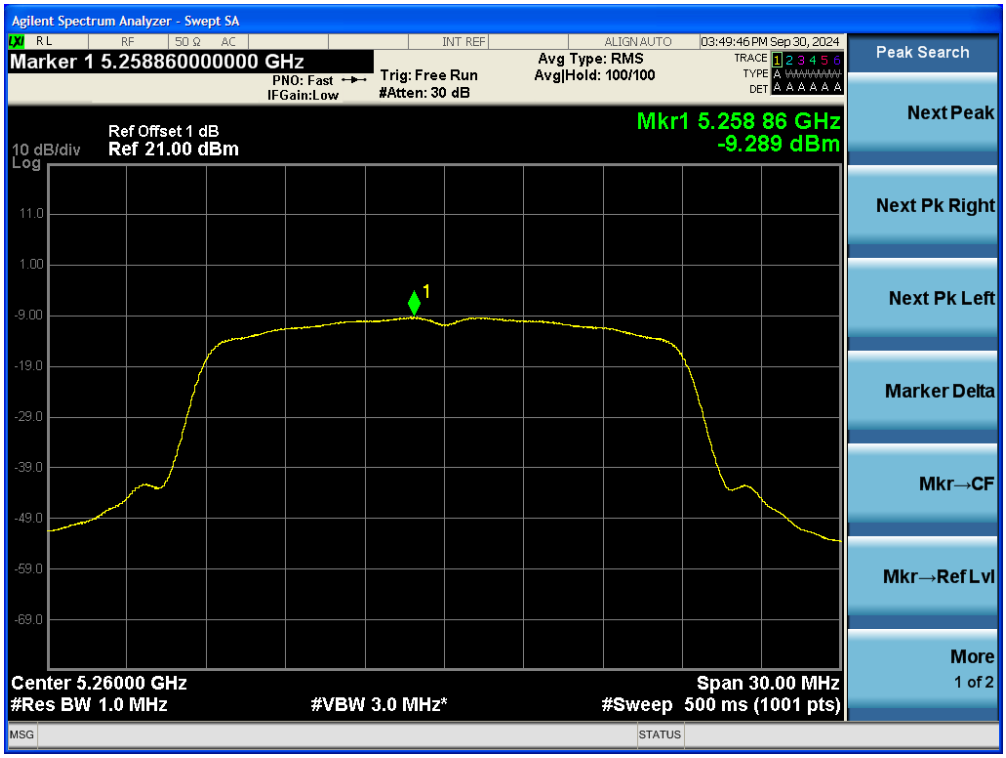

Test Data: Ant1 Band2 VHT20 5300MHz

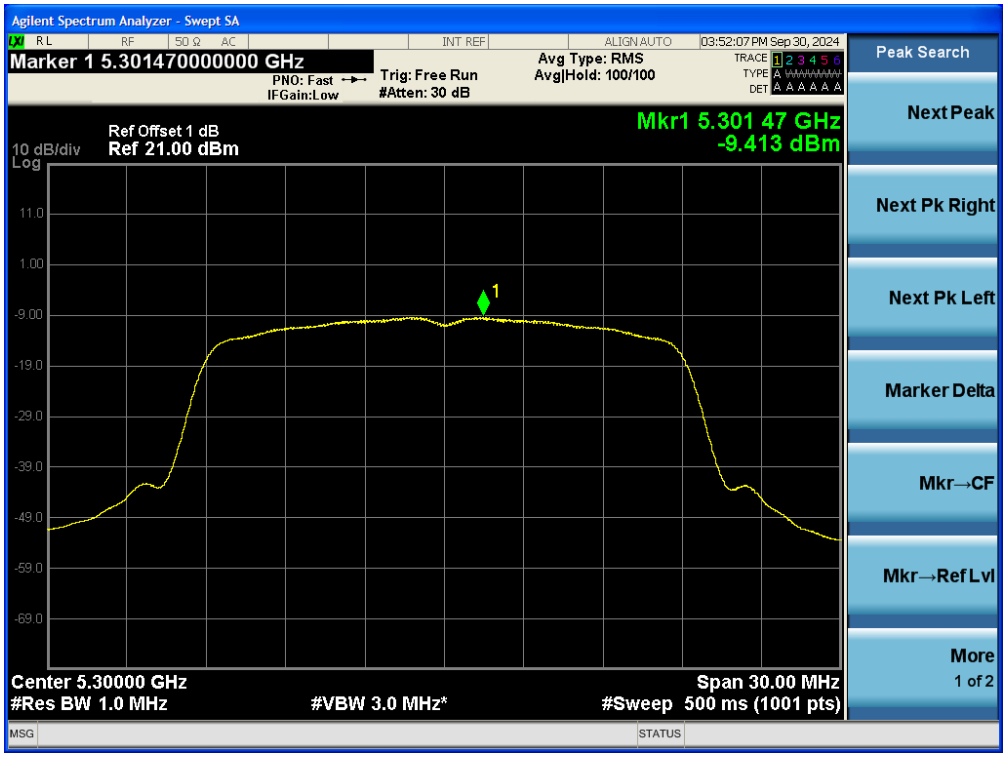

Test Data: Ant1 Band2 VHT20 5320MHz

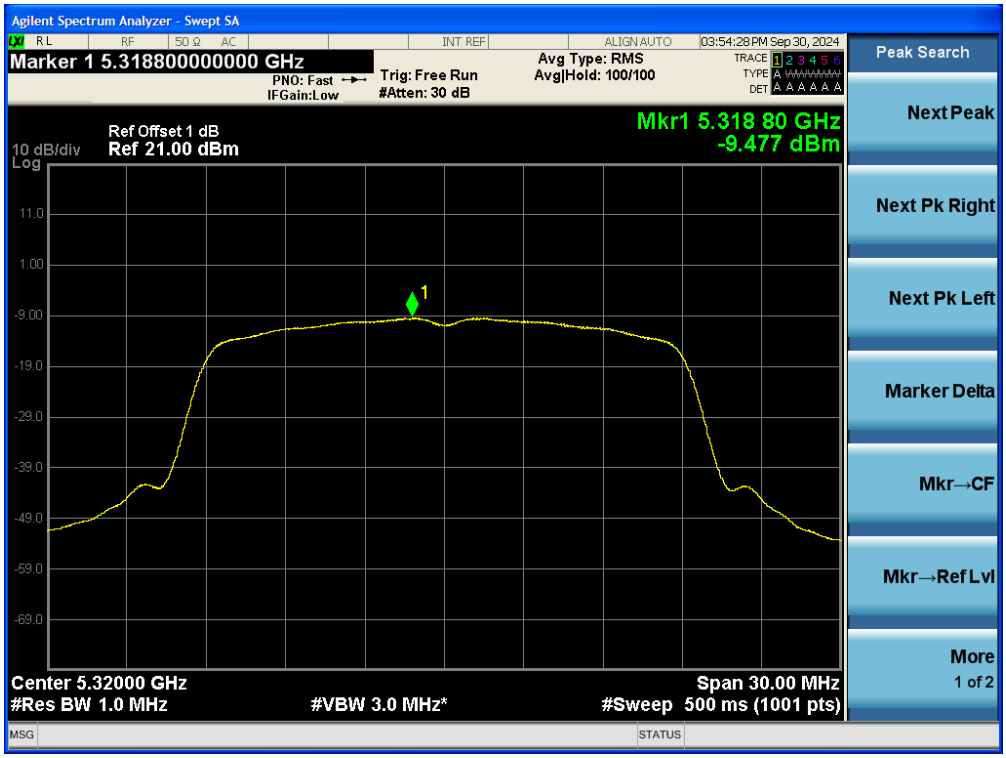

Test Data: Ant1 Band2 HE20 5260MHz

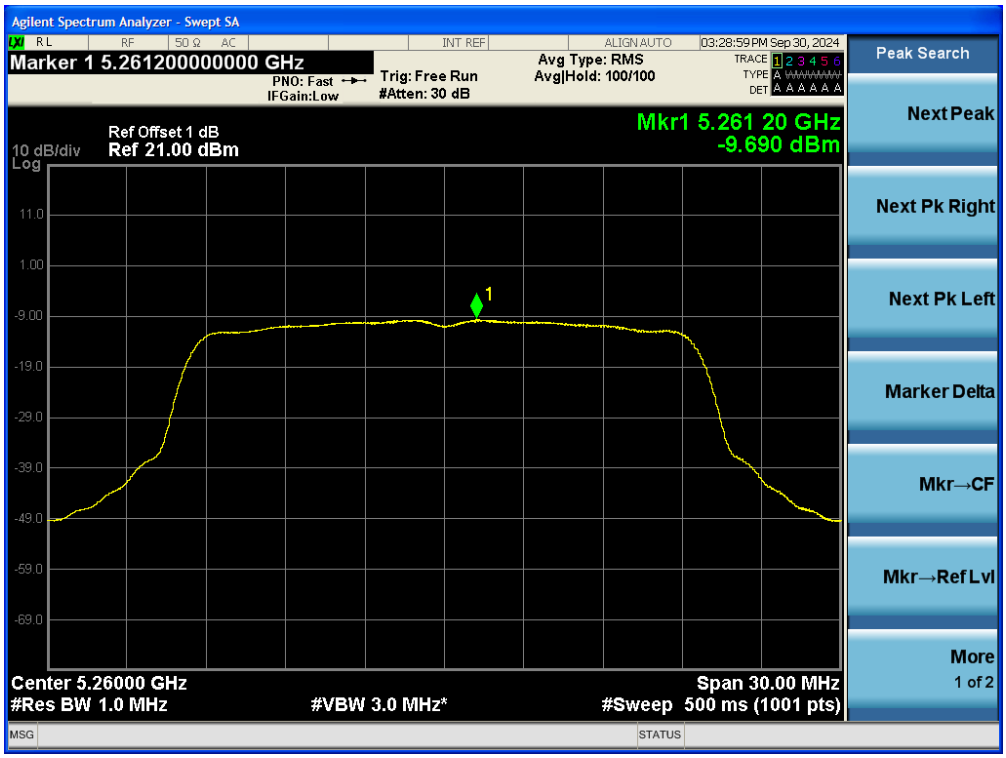

Test Data: Ant1 Band2 HE20 5300MHz

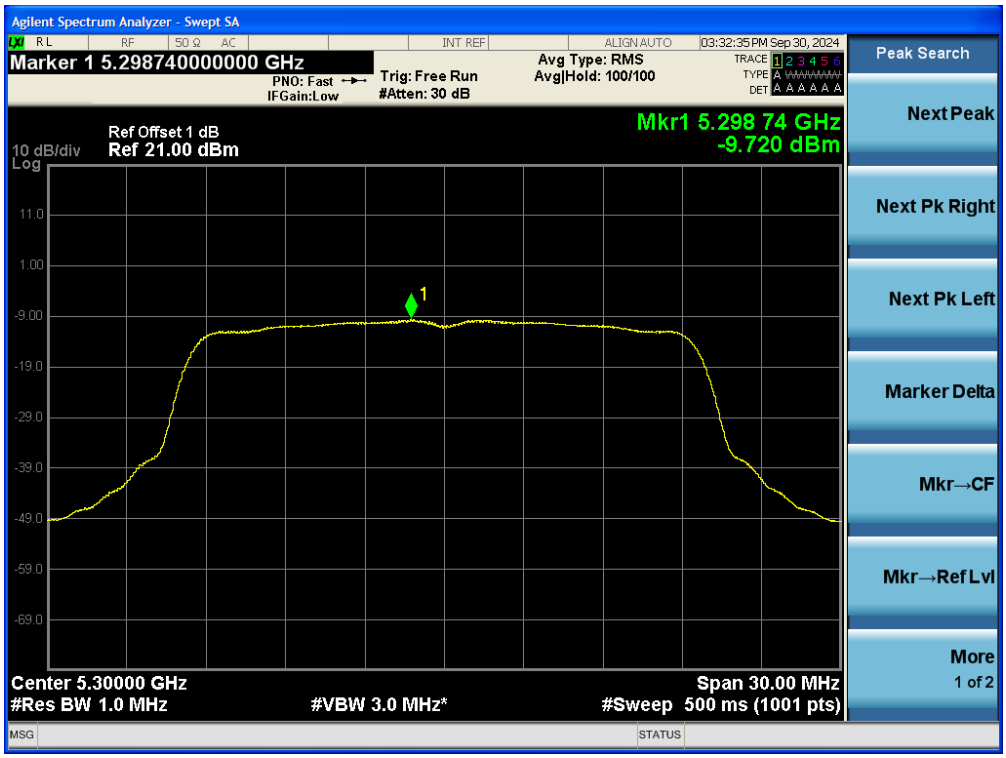

Test Data: Ant1 Band2 HE20 5320MHz

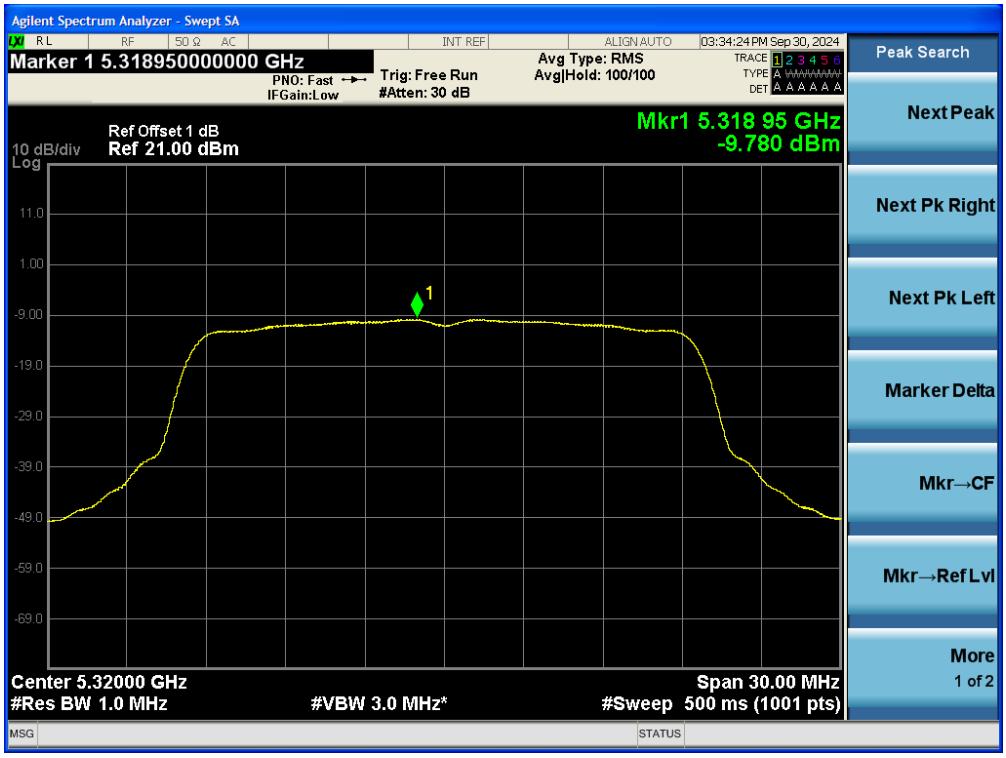

Test Data: Ant1 Band3 a 5500MHz

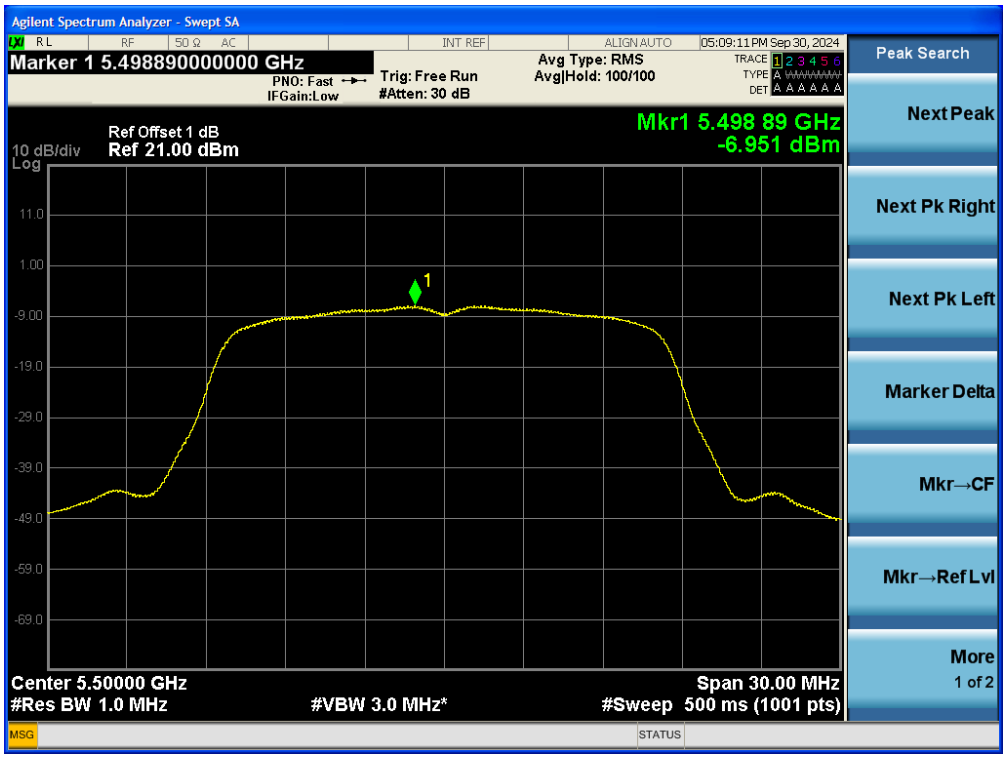

Test Data: Ant1 Band3 a 5580MHz

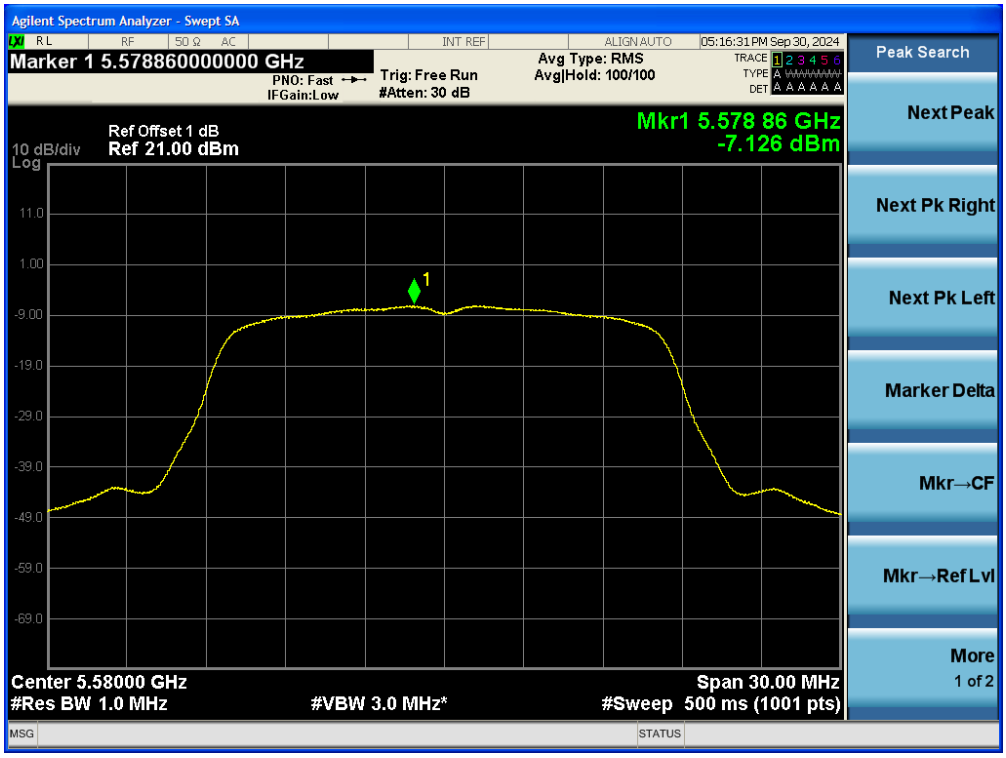

Test Data: Ant1 Band3 a 5700MHz

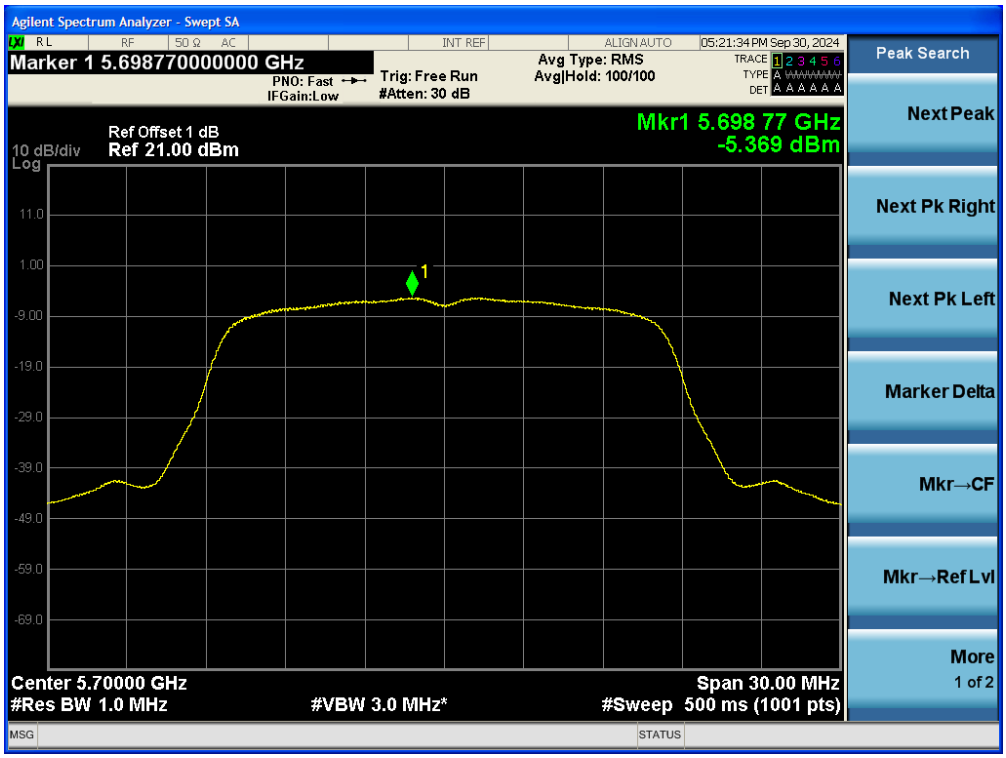

Test Data: Ant1 Band3 a 5720MHz_Straddle channels

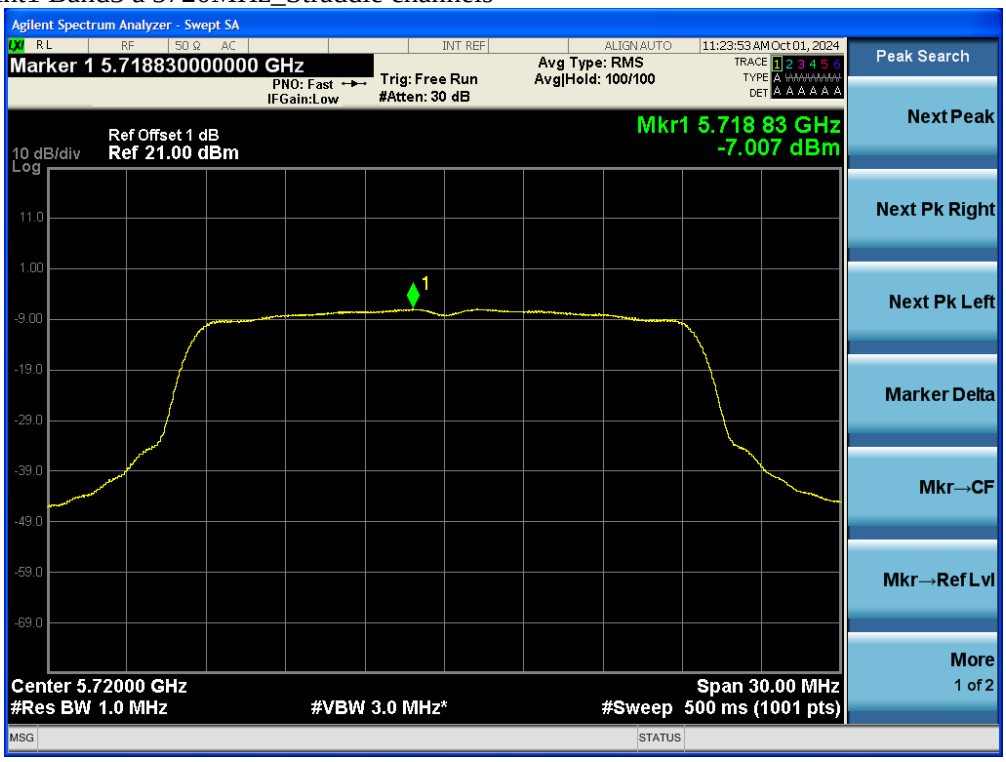

Test Data: Ant1 Band3 HT20 5500MHz

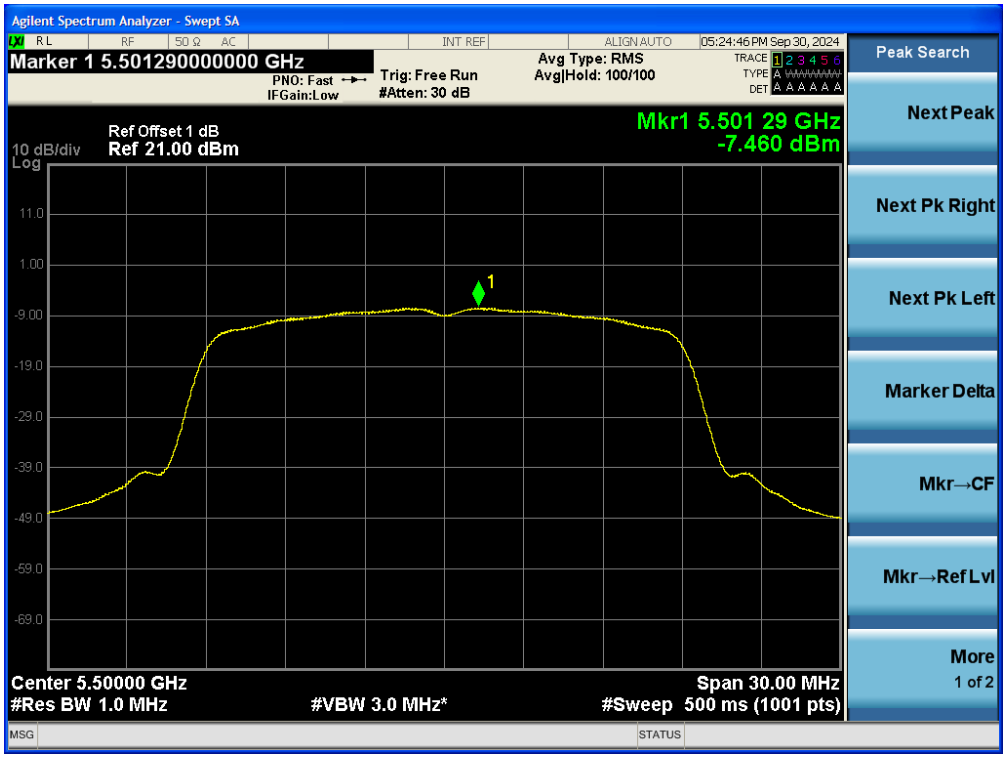

Test Data: Ant1 Band3 HT20 5580MHz

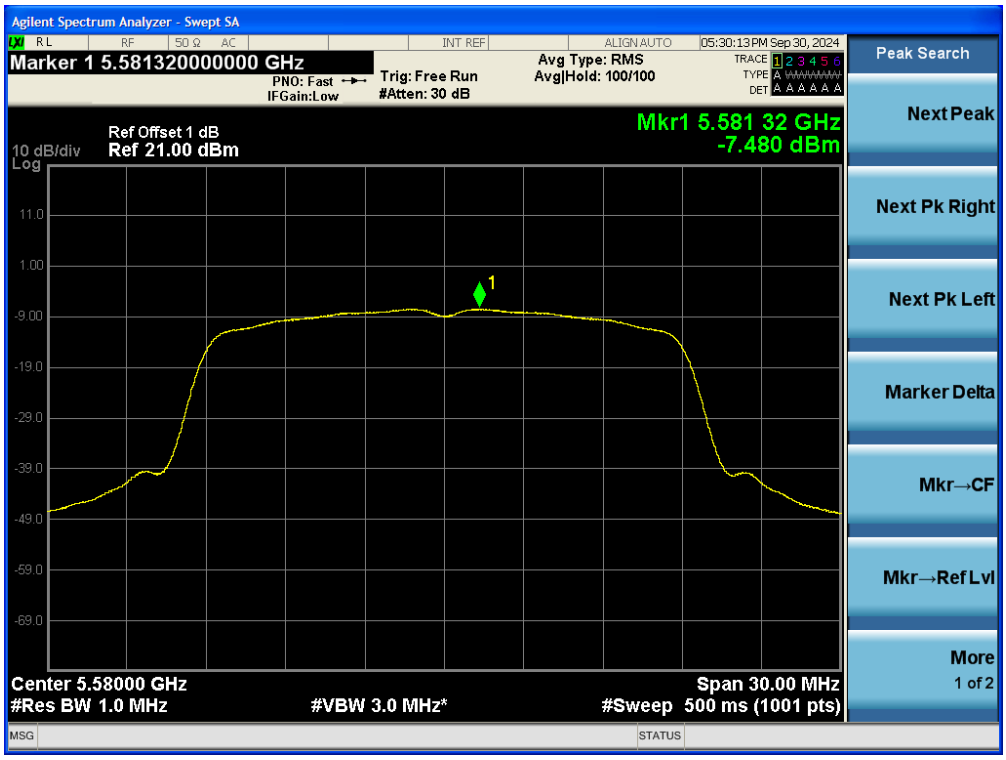

Test Data: Ant1 Band3 HT20 5700MHz

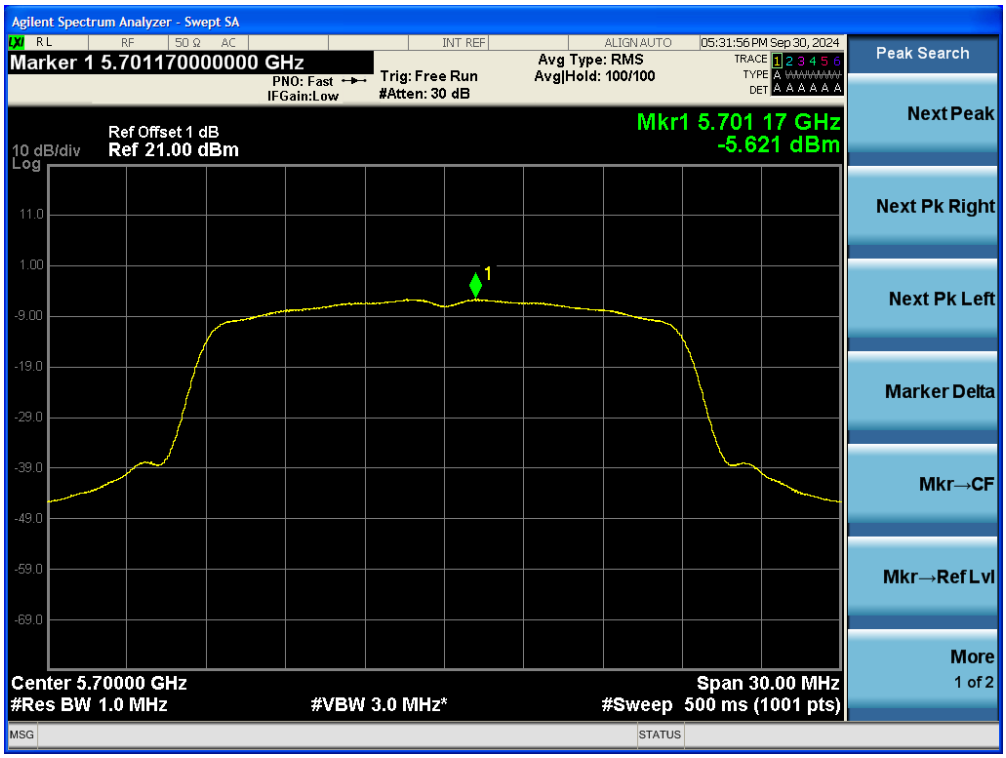

Test Data: Ant1 Band3 HT20 5720MHz_Straddle channels

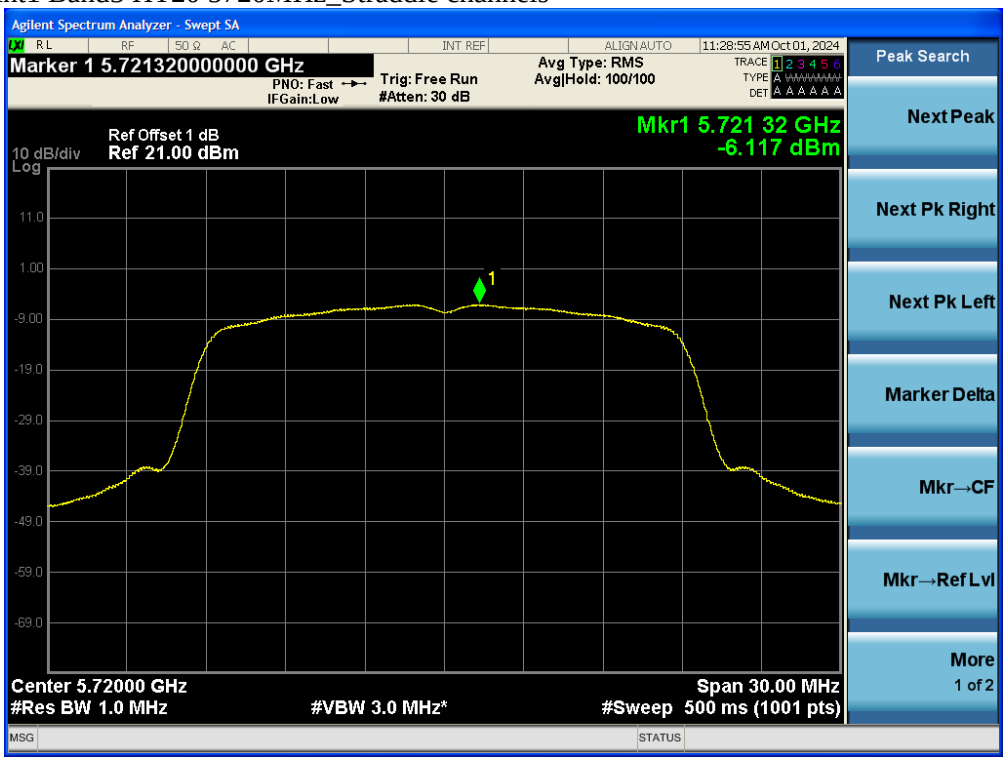

Test Data: Ant1 Band3 VHT20 5500MHz

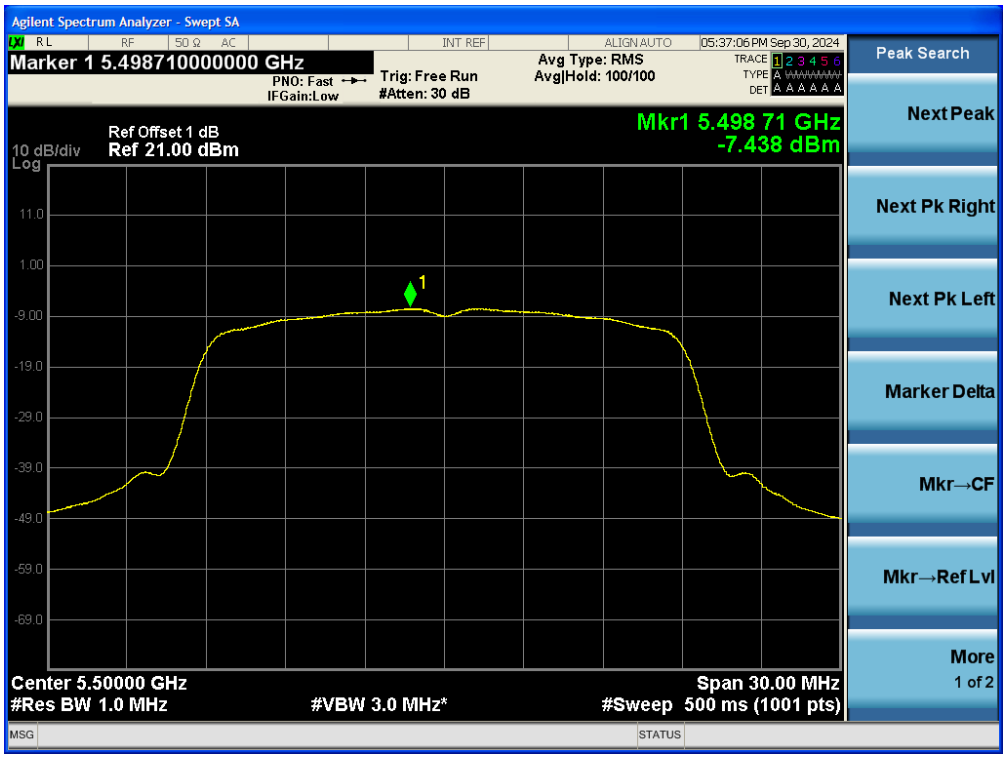

Test Data: Ant1 Band3 VHT20 5580MHz

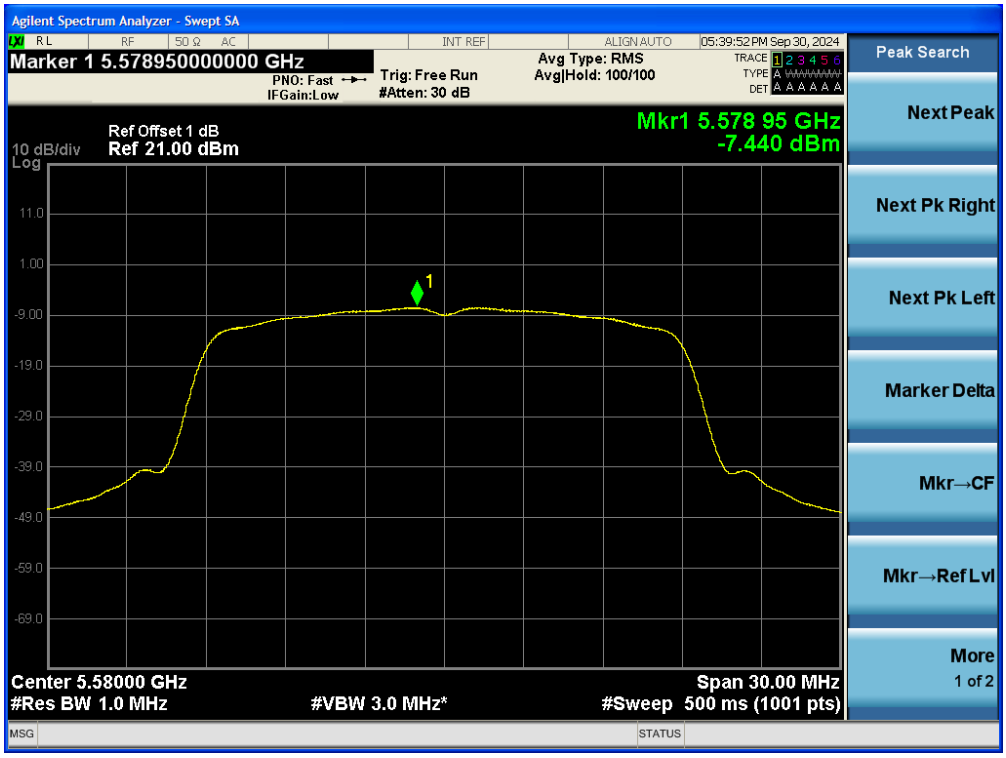

Test Data: Ant1 Band3 VHT20 5700MHz

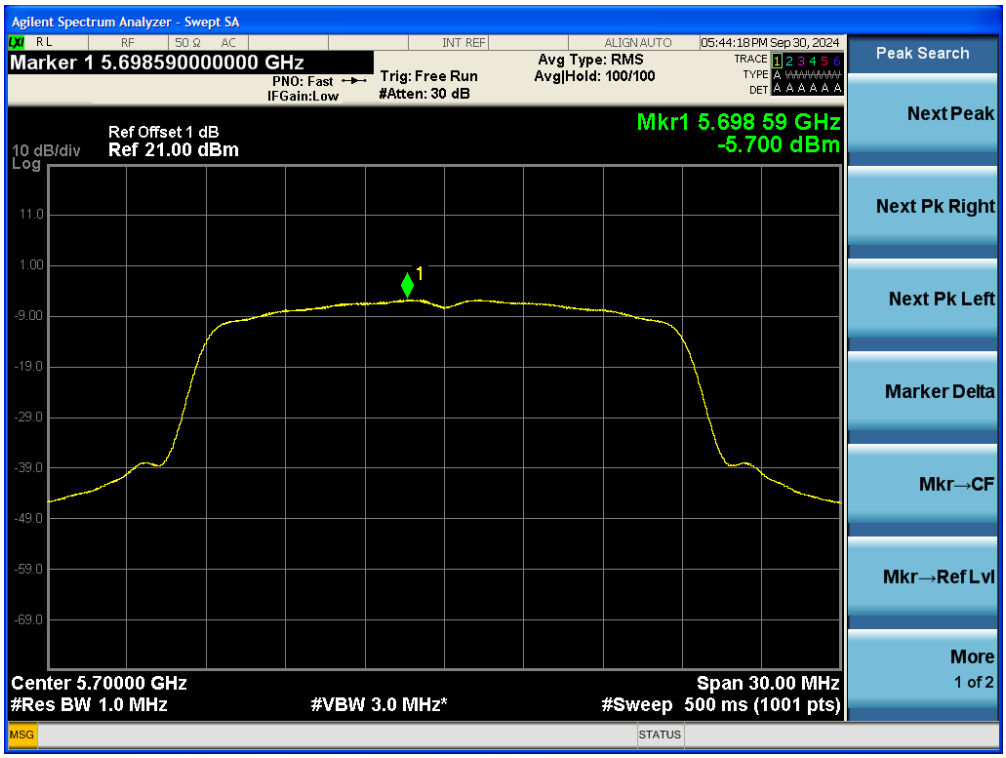

Test Data: Ant1 Band3 VHT20 5720MHz_Straddle channels

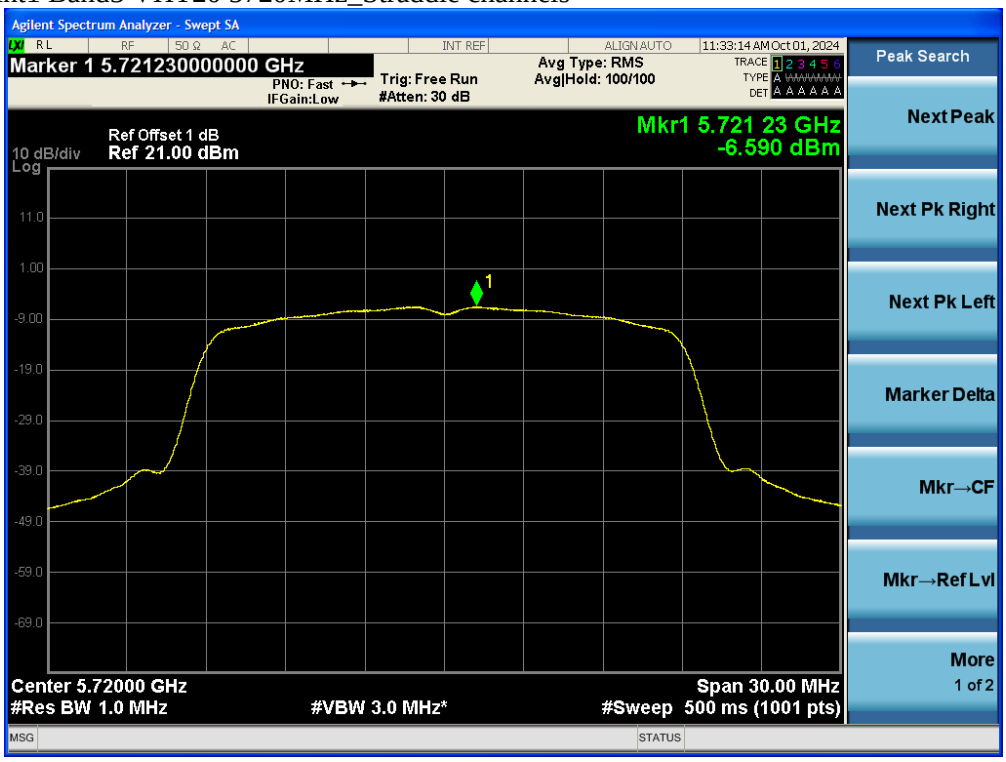

Test Data: Ant1 Band3 HE20 5500MHz

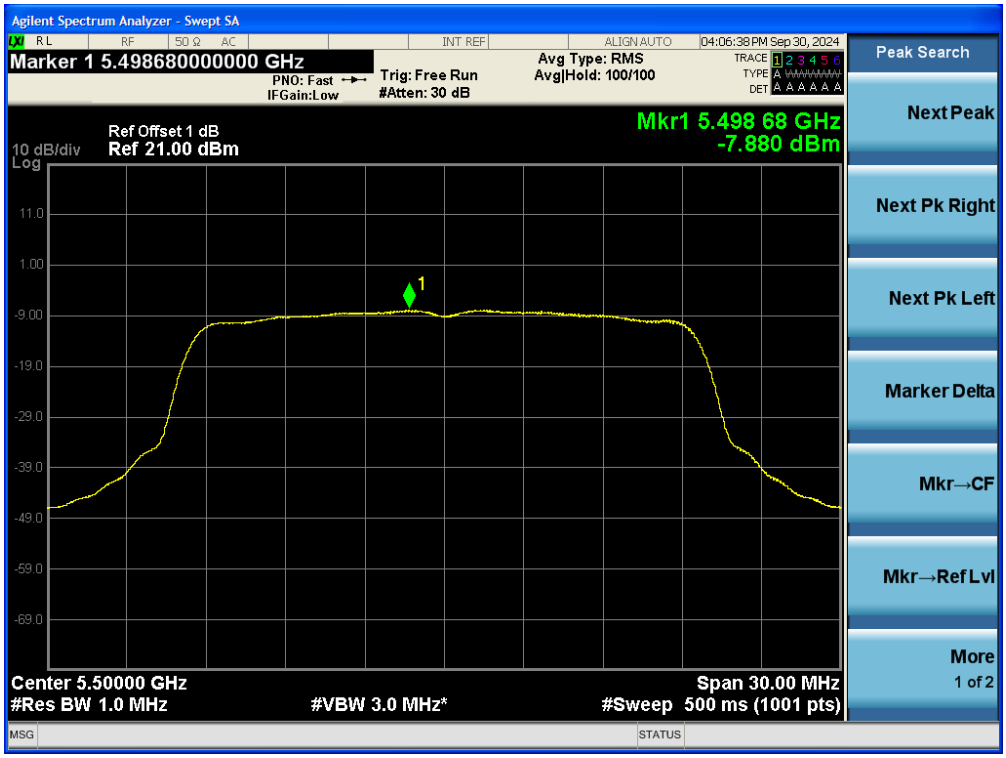

Test Data: Ant1 Band3 HE20 5580MHz

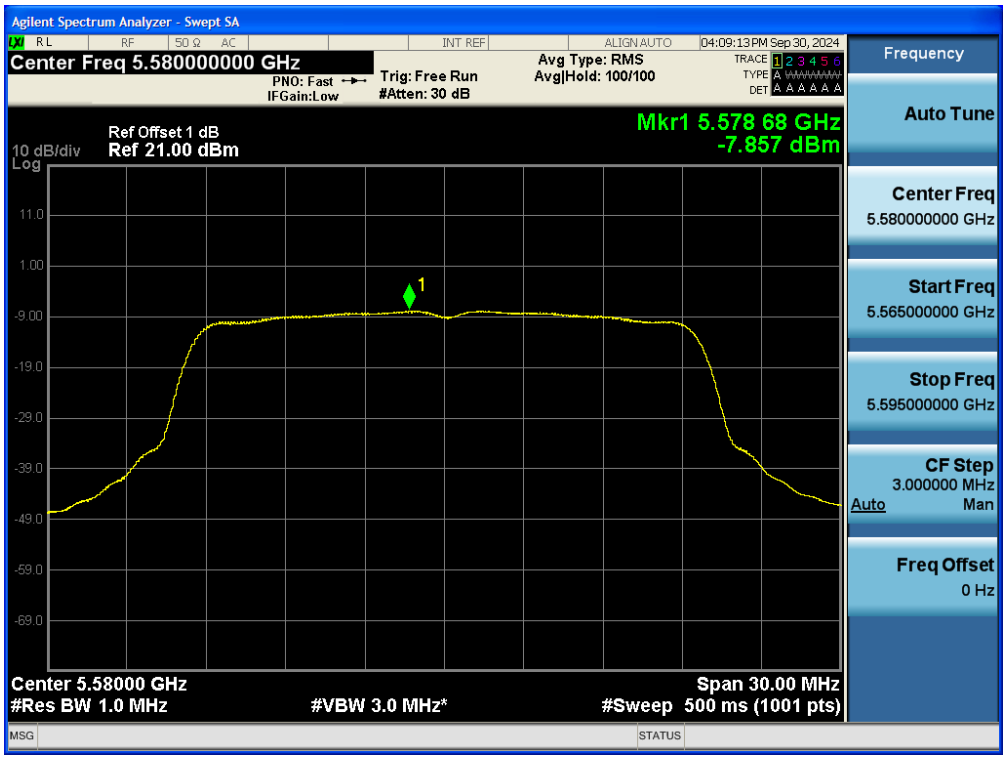

Test Data: Ant1 Band3 HE20 5700MHz

Test Data: Ant1 Band3 HE20 5720MHz_Straddle channels

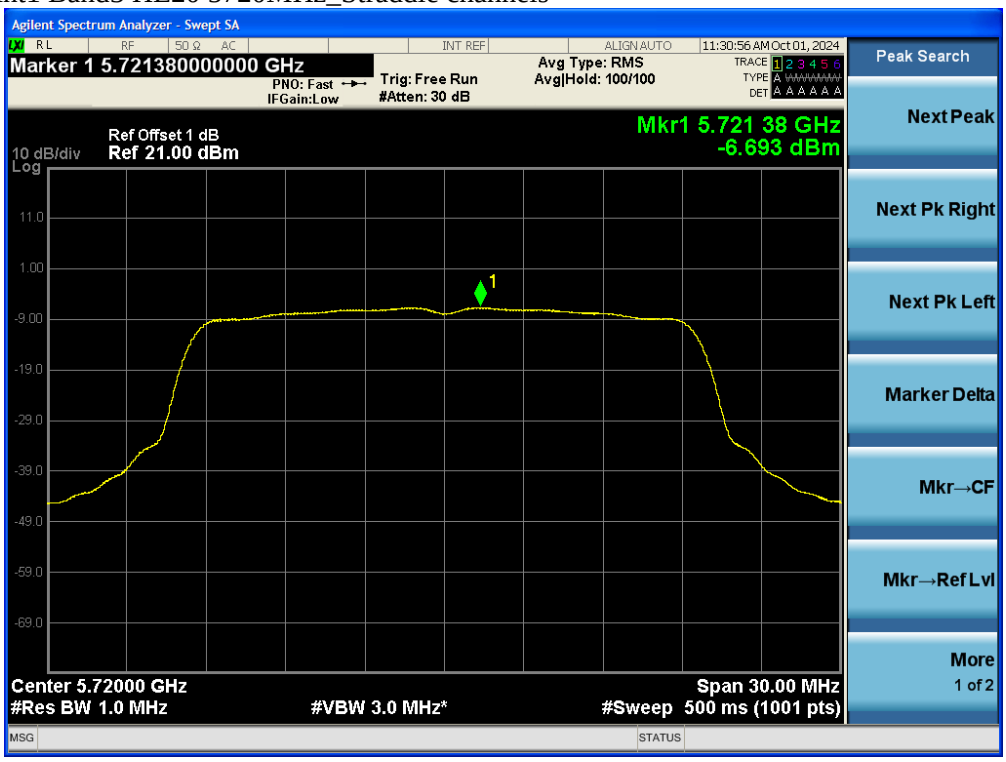

Test Data: Ant1 Band4 a 5745MHz

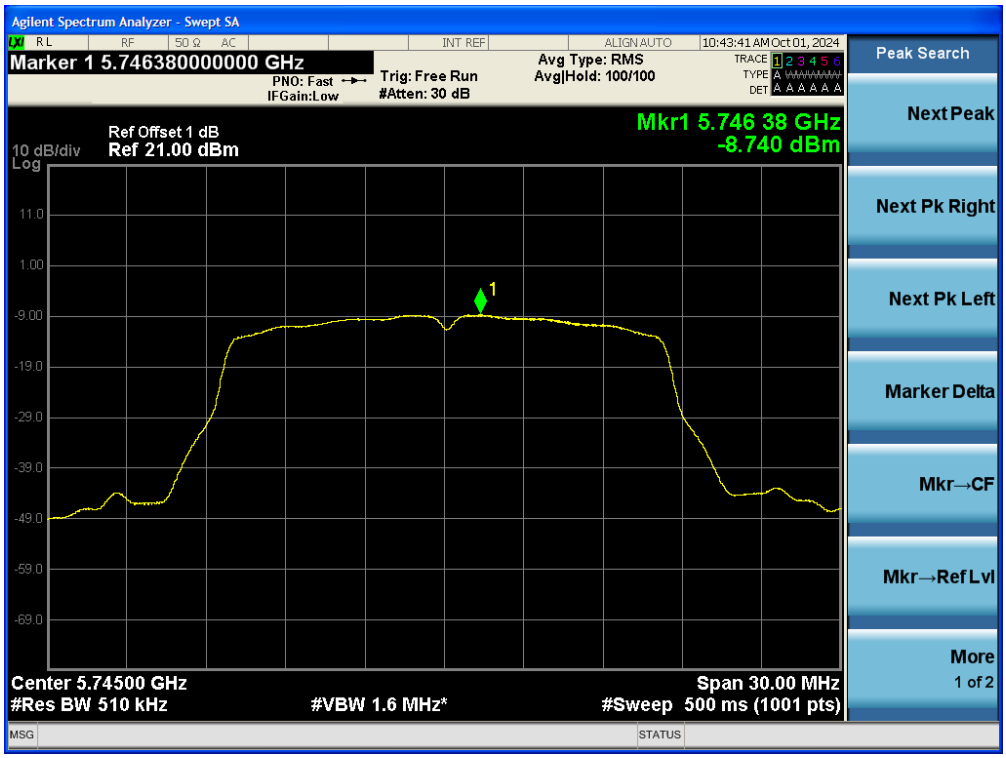

Test Data: Ant1 Band4 a 5785MHz

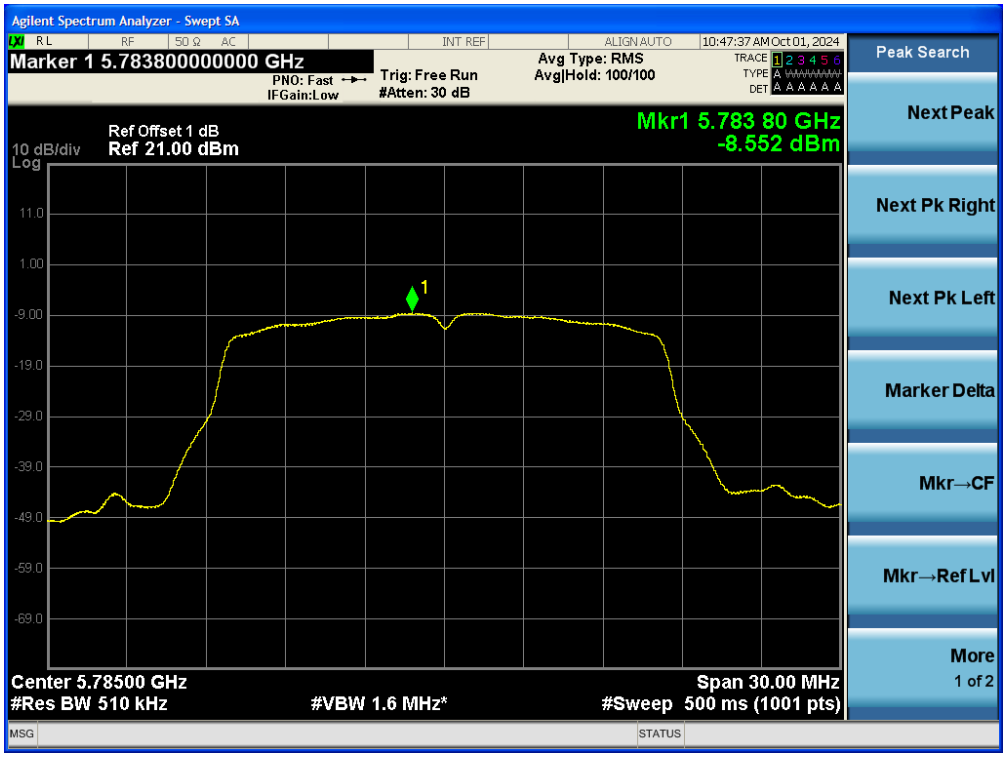

Test Data: Ant1 Band4 a 5825MHz

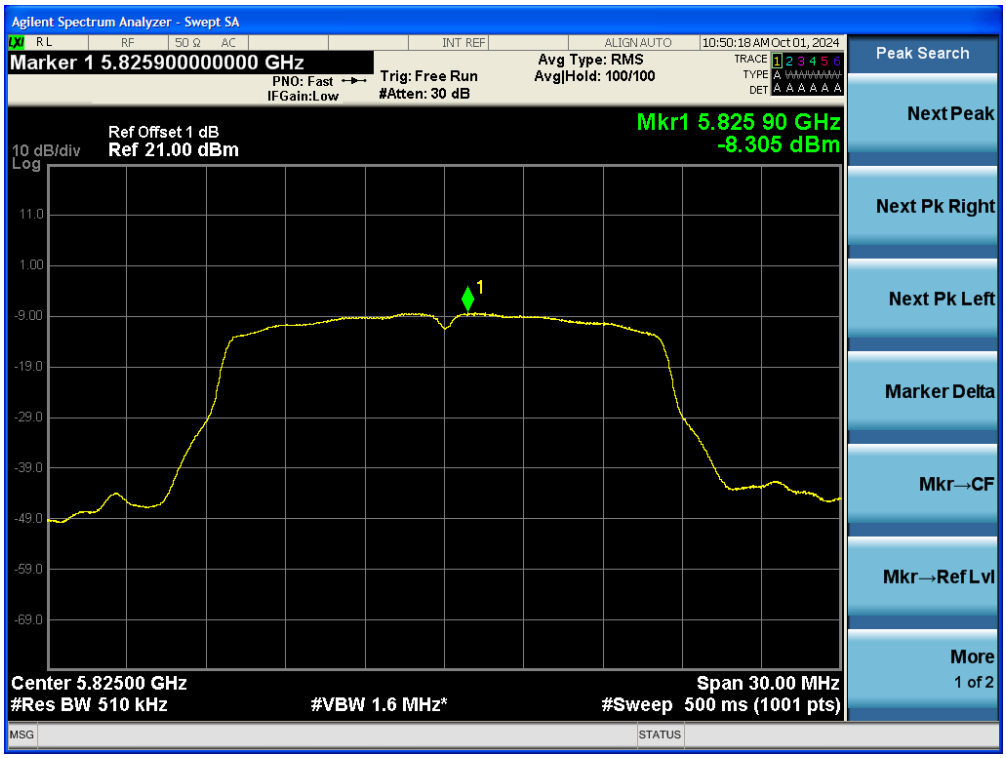

Test Data: Ant1 Band4 HT20 5745MHz

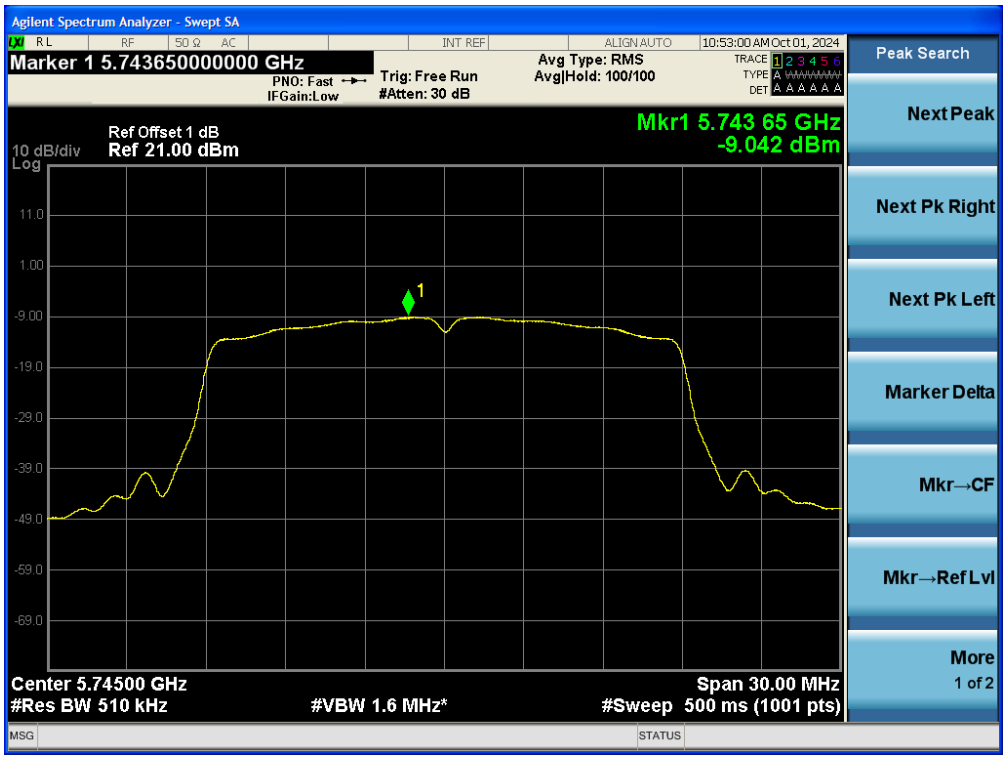

Test Data: Ant1 Band4 HT20 5785MHz

Test Data: Ant1 Band4 HT20 5825MHz

Test Data: Ant1 Band4 VHT20 5745MHz

Test Data: Ant1 Band4 VHT20 5785MHz

Test Data: Ant1 Band4 VHT20 5825MHz

Test Data: Ant1 Band4 HE20 5745MHz

Test Data: Ant1 Band4 HE20 5785MHz

Test Data: Ant1 Band4 HE20 5825MHz

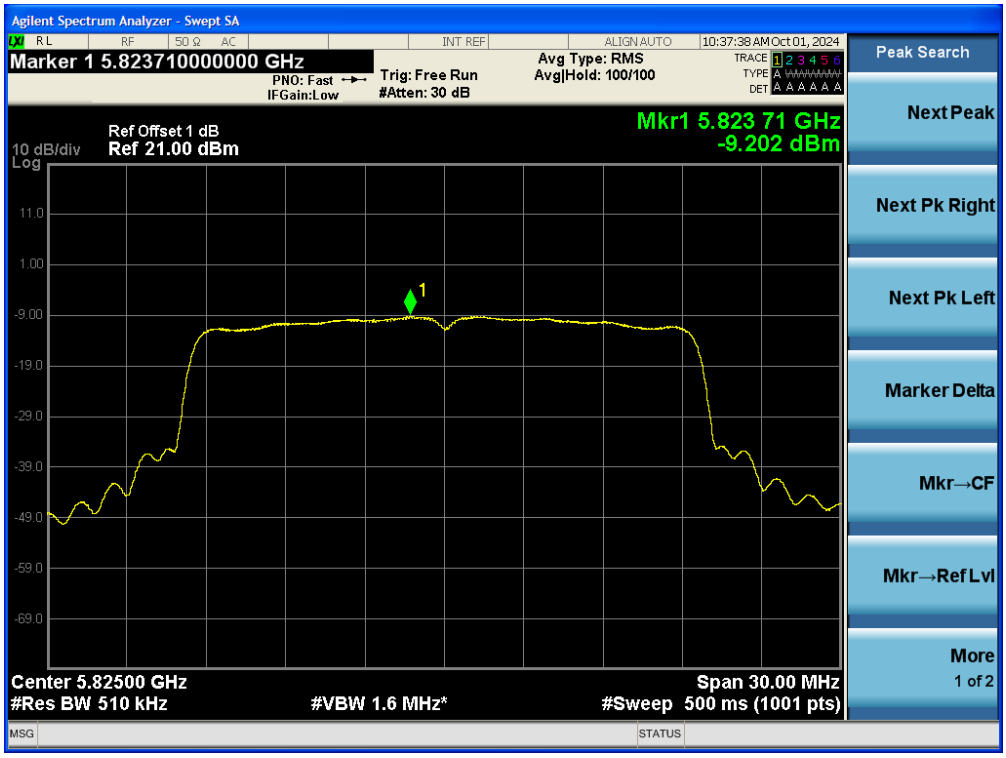

7. 26dB Emission Bandwidth Measurement

7.1 Standard Applicable

According to §15.407(a) for band 1,2,3. No Limit required.

7.2 Measurement Procedure

1. Place the EUT on the table and set it in transmitting mode.
2. Remove the antenna from the EUT and then connect a low loss RF cable from the antenna port to the spectrum analyzer.
3. Set the spectrum analyzer as RBW=300kHz, VBW =1MHz, Span= 30MHz, Sweep=auto (OBW=15MHz~20MHz)
   Set the spectrum analyzer as RBW=510kHz, VBW =1.6MHz, Span= 50MHz, Sweep=auto (OBW=35MHz~40MHz)
   Set the spectrum analyzer as RBW=1MHz, VBW =3MHz, Span= 100MHz, Sweep=auto (OBW=72MHz~80MHz)
4. Mark the peak frequency and –26dB (upper and lower) frequency.
5. Repeat the above procedures until all frequency measured are complete.

Refer to section D of KDB Document: KDB 789033 D02 General UNII Test Procedures New Rules v01r03

7.3 Measurement Result

Band	Mode	Frequency (MHz)	26dB Bandwidth (MHz)	99% OBW (MHz)
UNII-1	11a	5180	19.992	16.592
		5200	19.920	16.685
		5240	20.003	16.629
	HT20	5180	20.098	17.547
		5200	20.057	17.539
		5240	19.968	17.522
	VHT20	5180	19.994	17.533
		5200	20.014	17.533
		5240	20.046	17.539
	HE20	5180	21.037	18.803
		5200	21.072	18.798
		5240	21.044	18.801

Band	Mode	Frequency (MHz)	26dB Bandwidth (MHz)	99% OBW (MHz)	Power Limit (dBm)
UNII-2A	11a	5260	19.965	16.698	24.003
		5300	19.989	16.661	23.979
		5320	19.789	16.675	23.964
	HT20	5260	19.956	17.544	24.001
		5300	20.001	17.565	23.979
		5320	20.031	17.556	23.979
	VHT20	5260	20.122	17.539	23.979
		5300	19.956	17.541	24.001
		5320	19.990	17.526	23.979
	HE20	5260	21.048	18.794	23.979
		5300	21.072	18.799	23.979
		5320	21.039	18.797	23.979
For Band UNII-2A: Max. Output Power Limit = 250mW or 11+10*Log(B), whichever is less. Where B is 26dB BW in MHz.					

Band	Mode	Frequency (MHz)	26dB Bandwidth (MHz)	99% OBW (MHz)	Power Limit (dBm)
UNII-2C	11a	5500	19.771	16.681	23.960
		5580	19.912	16.706	23.991
		5700	19.901	16.646	23.989
	HT20	5500	20.033	17.549	23.979
		5580	20.069	17.570	23.979
		5700	19.975	17.564	23.979
	VHT20	5500	19.970	17.544	24.004
		5580	20.035	17.552	23.979
		5700	20.032	17.528	23.979
	HE20	5500	21.082	18.808	23.979
		5580	21.013	18.791	23.979
		5700	21.072	18.796	23.979
For Band UNII-2C: Max. Output Power Limit = 250mW or 11+10*Log(B), whichever is less. Where B is 26dB BW in MHz.					

Straddle channels

Band	Mode	Frequency (MHz)	26dB Bandwidth (MHz)	99% OBW (MHz)	Power Limit (dBm)
UNII-2C	11a	5720	21.002	18.823	23.979
	HT20	5720	20.086	17.569	23.979
	VHT20	5720	20.076	17.537	23.979
	HE20	5710	20.984	18.909	23.979
For Band UNII-2C: Max. Output Power Limit = 250mW or 11+10*Log(B), whichever is less. Where B is 26dB BW in MHz.					

Test Data: Ant1 Band1 a 5180MHz

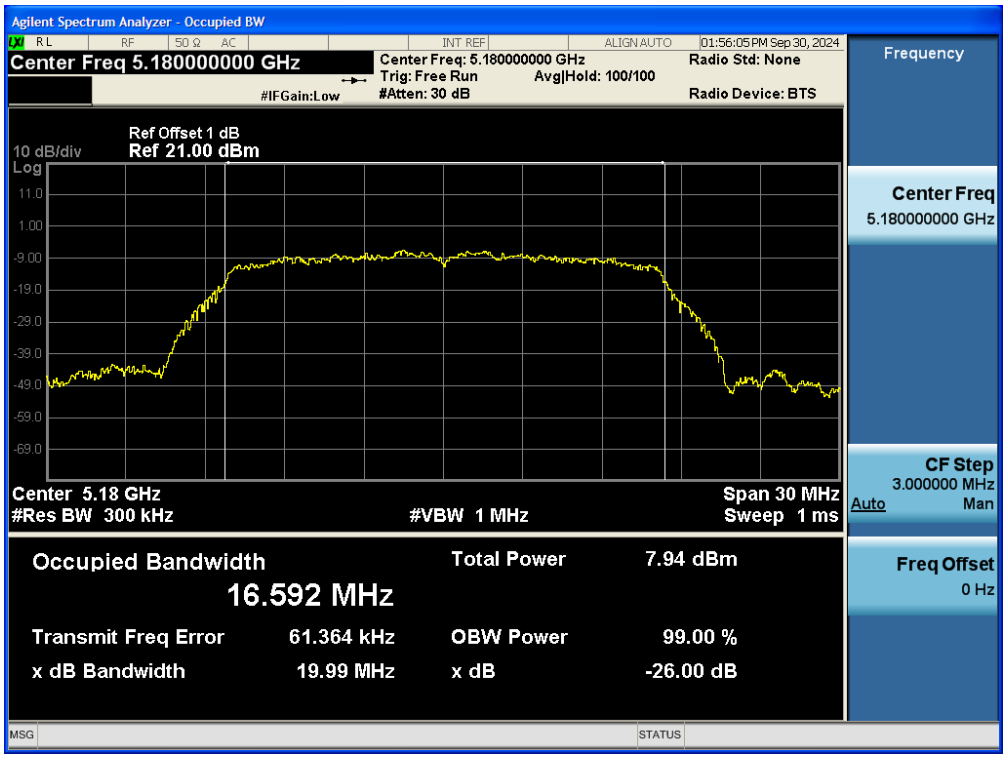

Test Data: Ant1 Band1 a 5200MHz

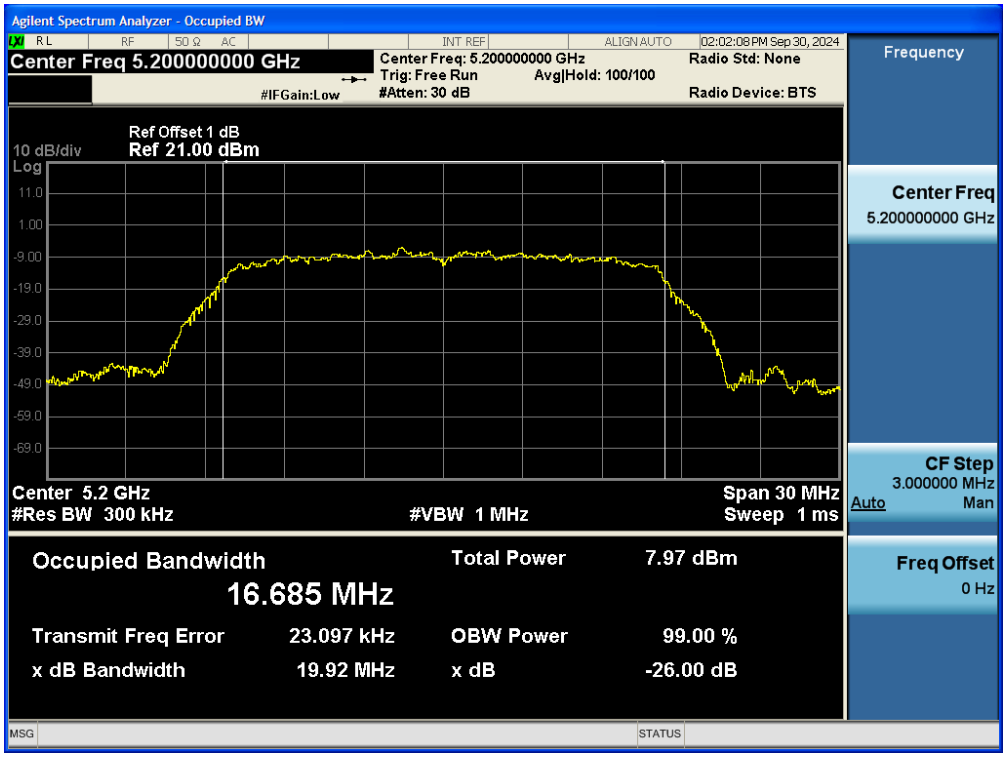

Test Data: Ant1 Band1 a 5240MHz

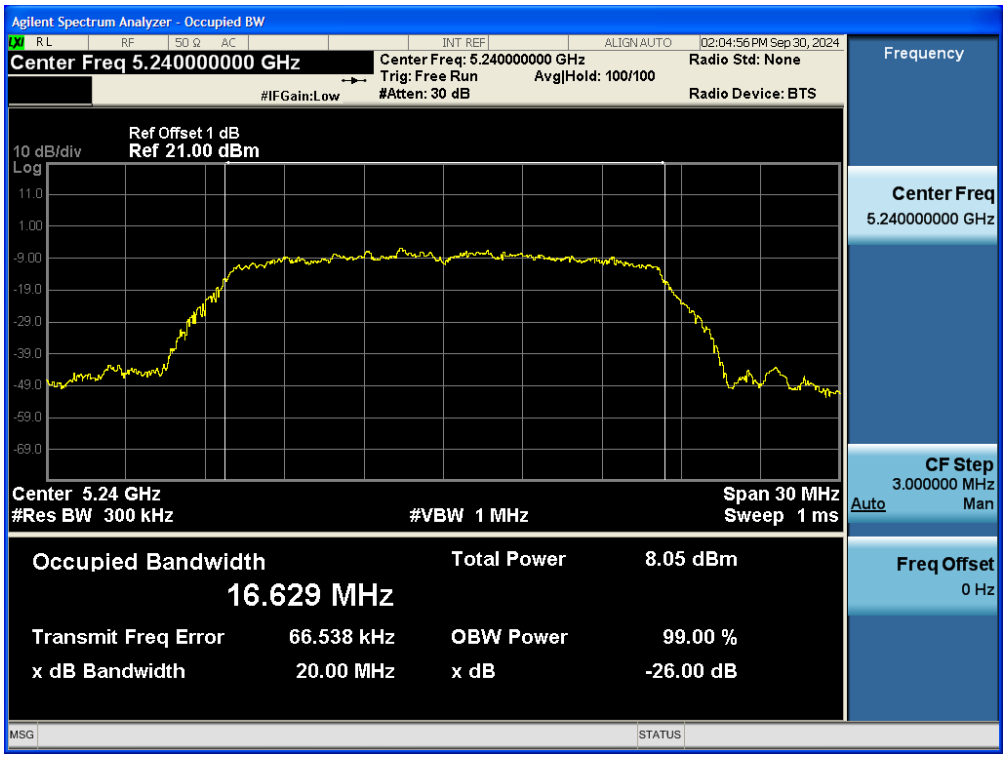

Test Data: Ant1 Band1 HT20 5180MHz

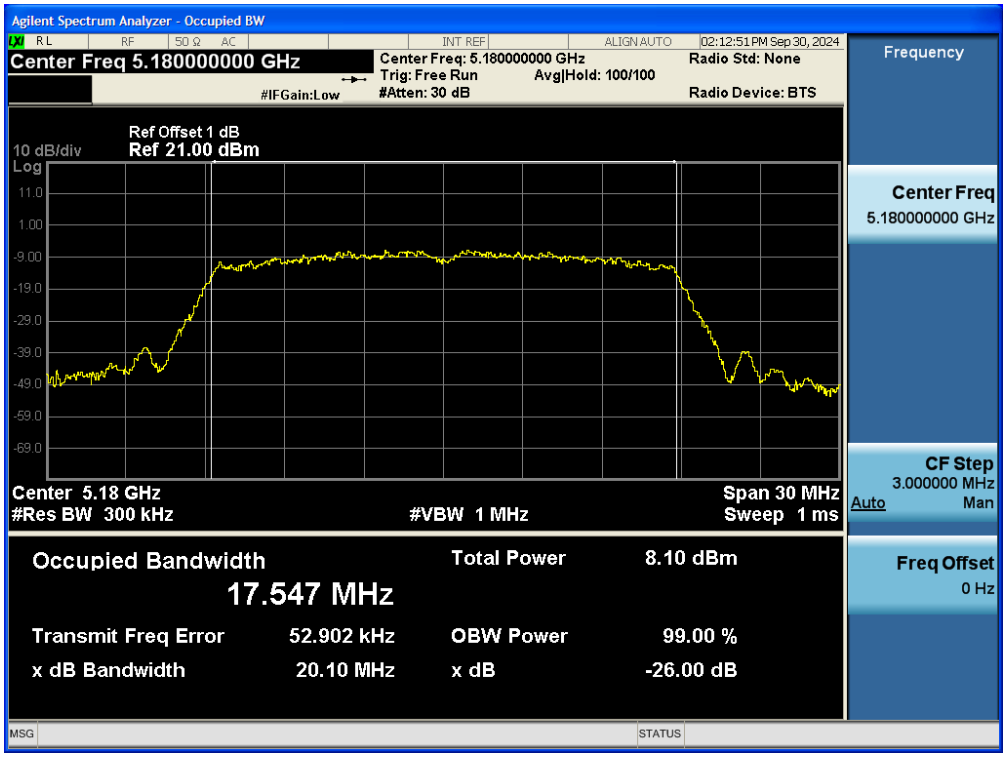

Test Data: Ant1 Band1 HT20 5200MHz

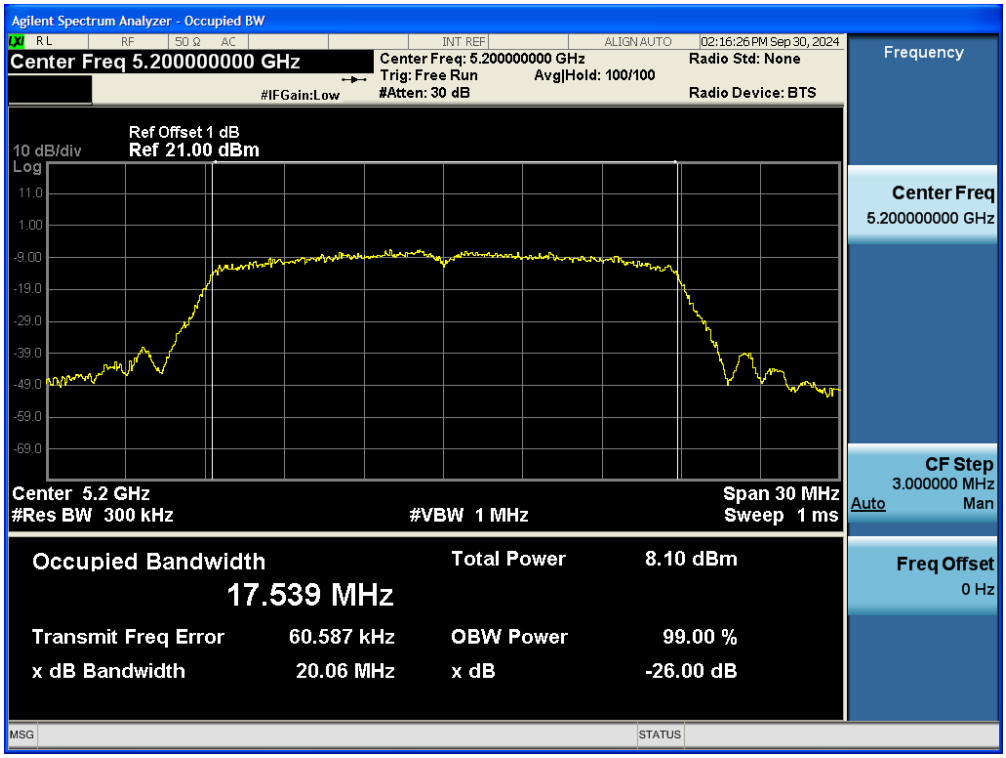

Test Data: Ant1 Band1 HT20 5240MHz

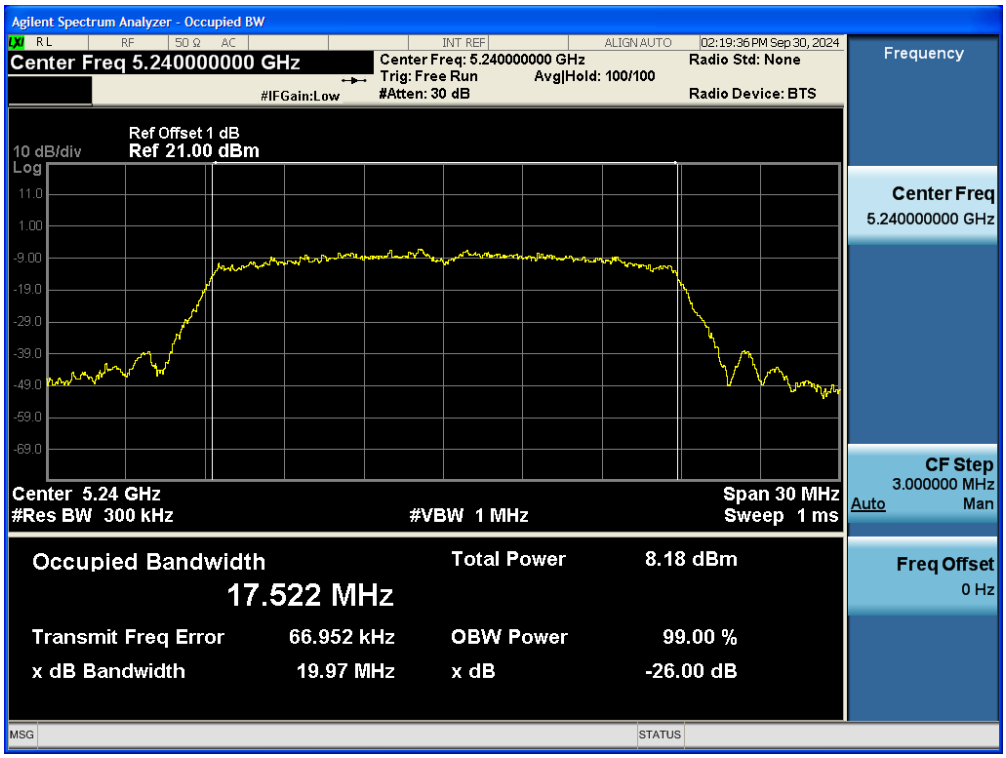

Test Data: Ant1 Band1 VHT20 5180MHz

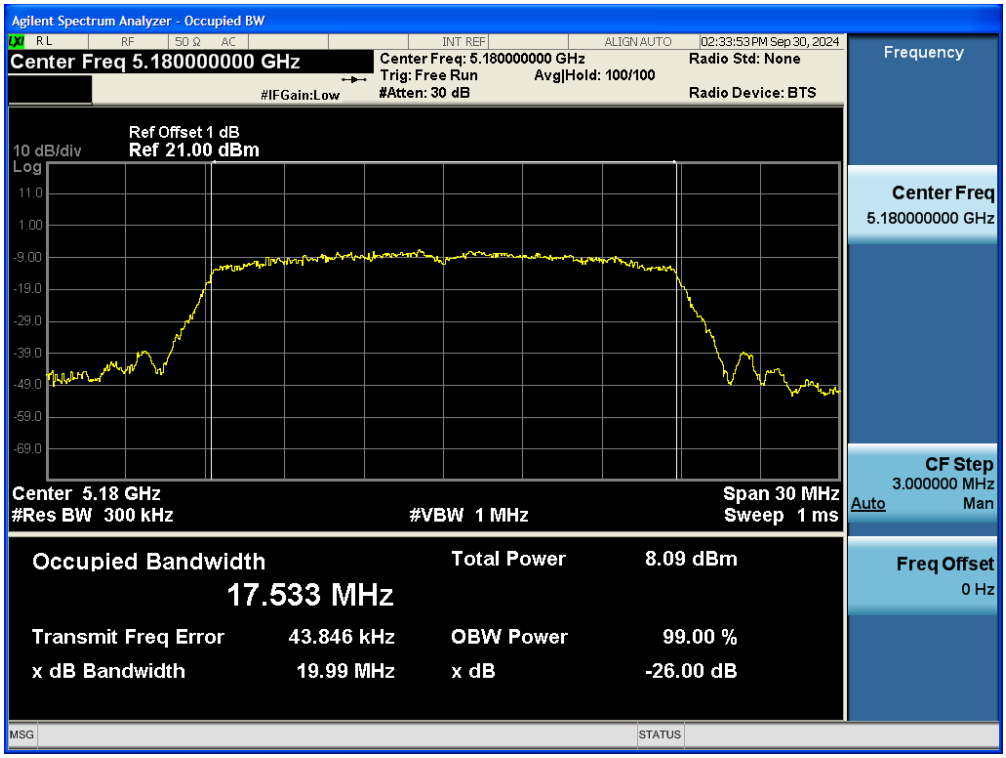

Test Data: Ant1 Band1 VHT20 5200MHz

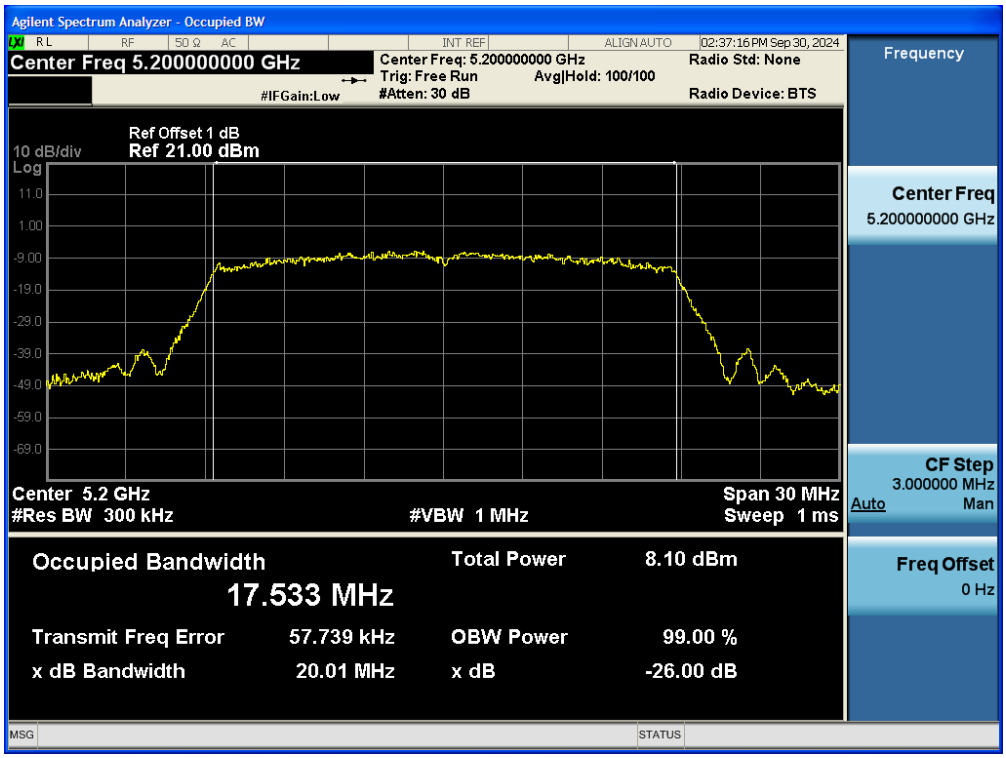

Test Data: Ant1 Band1 VHT20 5240MHz

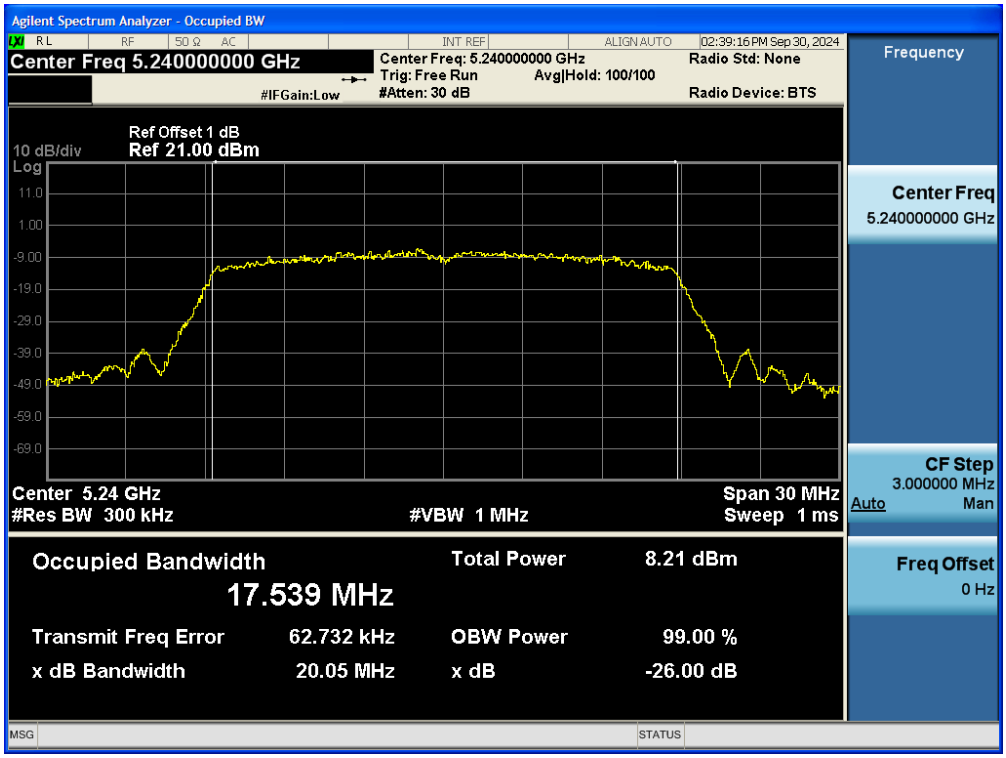

Test Data: Ant1 Band1 HE20 5180MHz

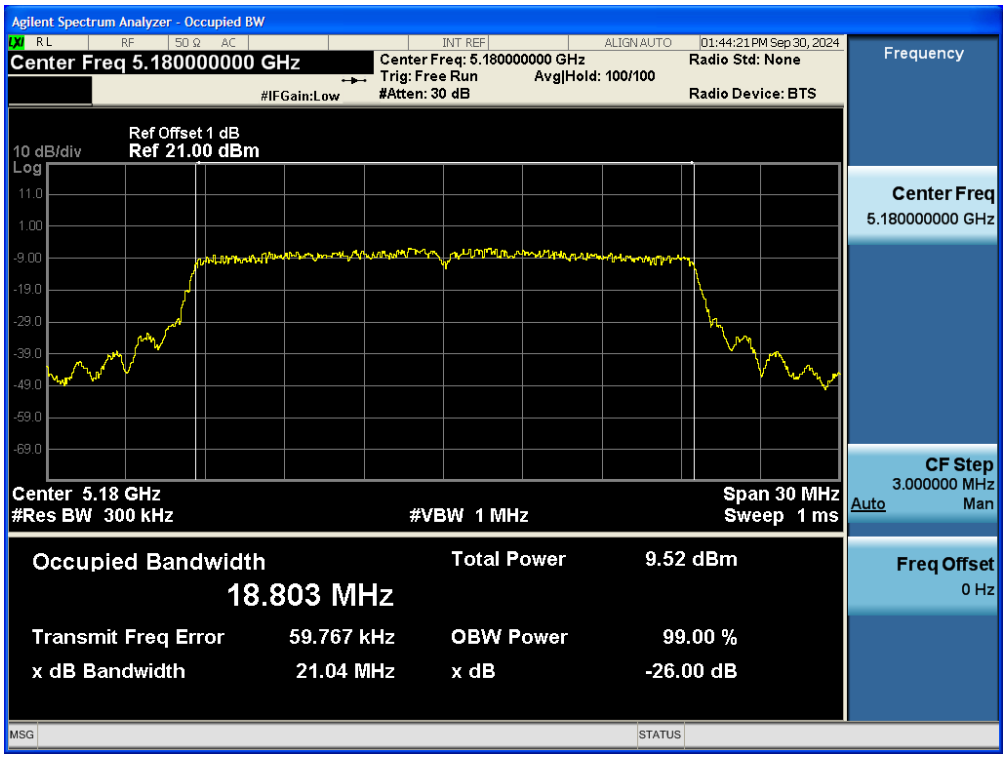

Test Data: Ant1 Band1 HE20 5200MHz

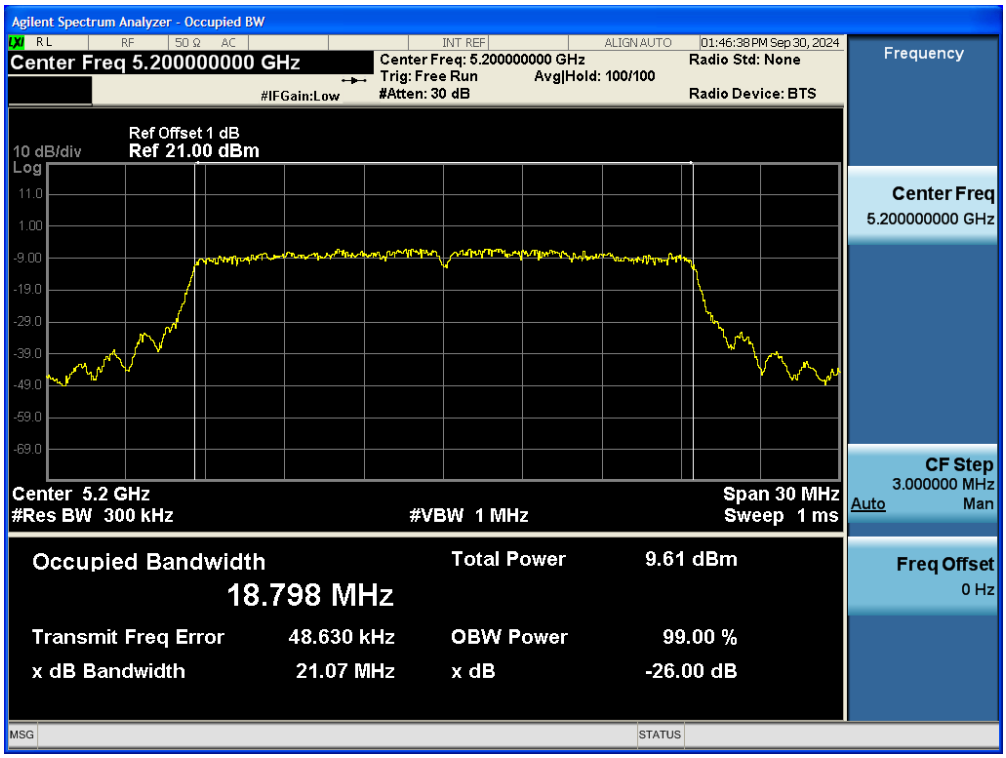

Test Data: Ant1 Band1 HE20 5240MHz

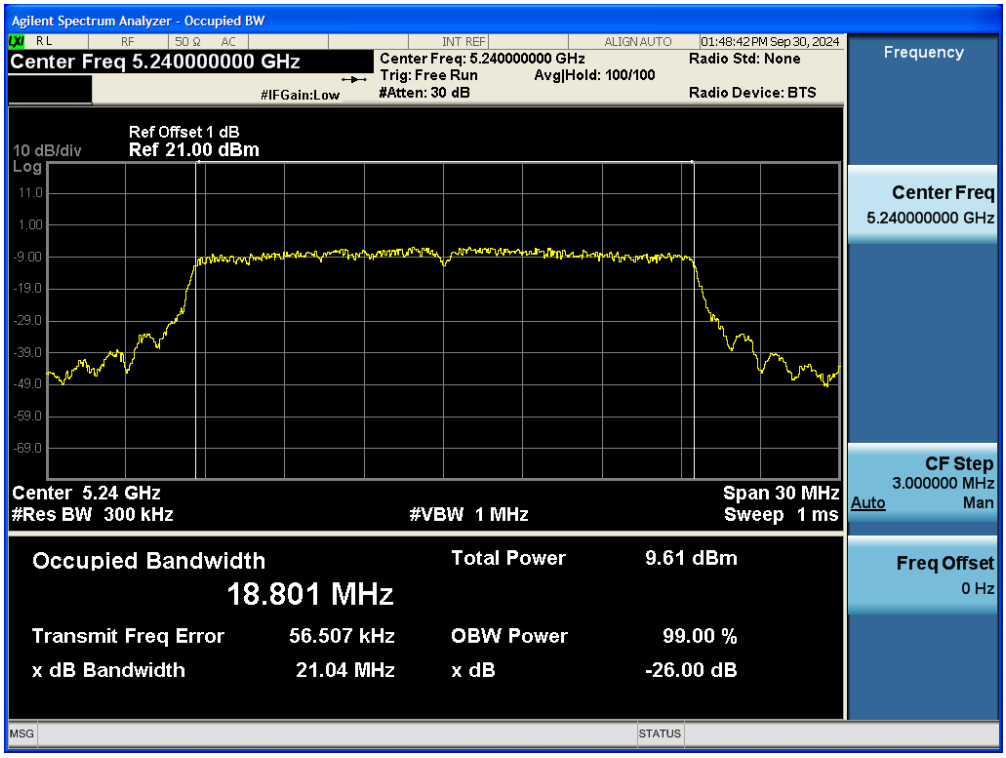

Test Data: Ant1 Band2 a 5260MHz

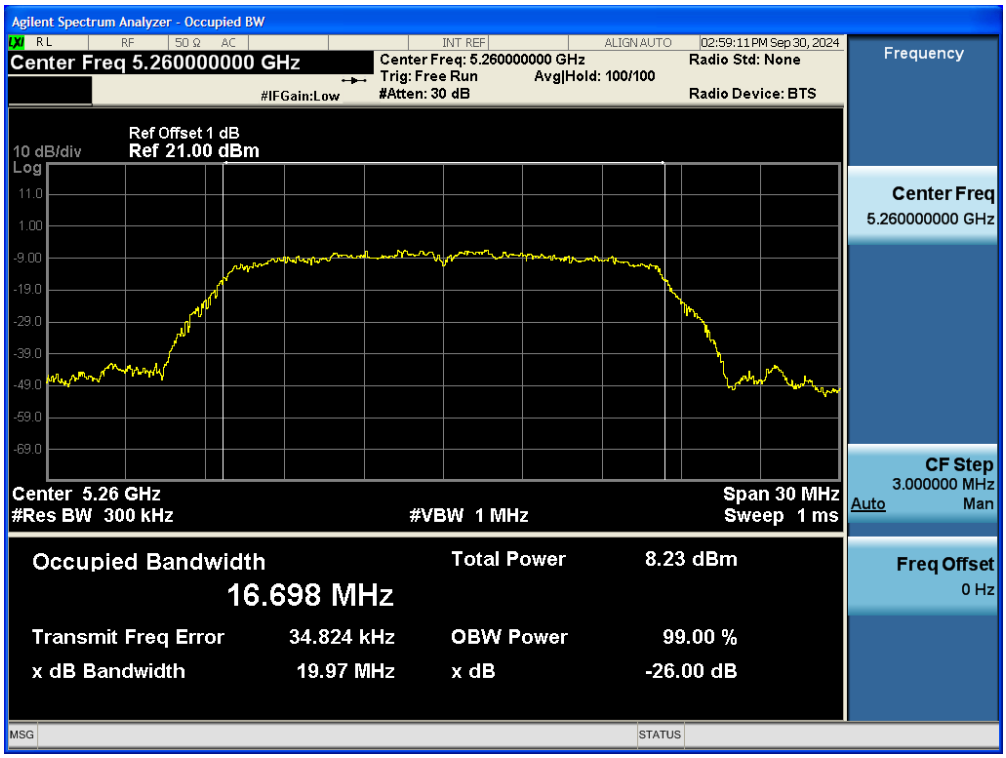

Test Data: Ant1 Band2 a 5300MHz

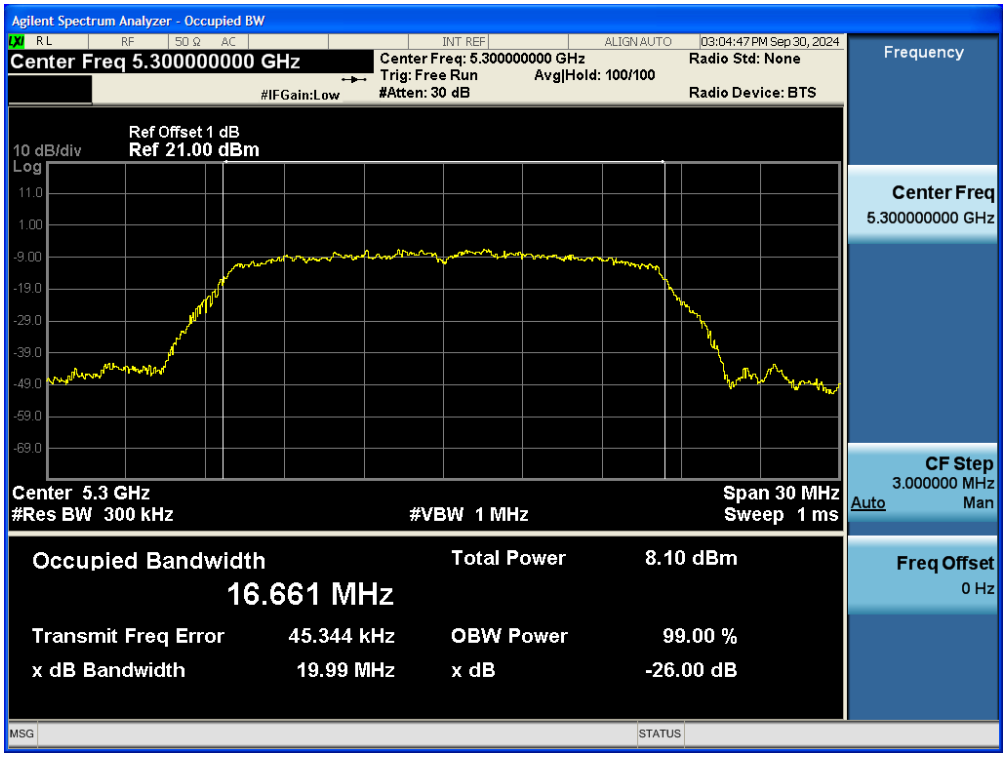

Test Data: Ant1 Band2 a 5320MHz

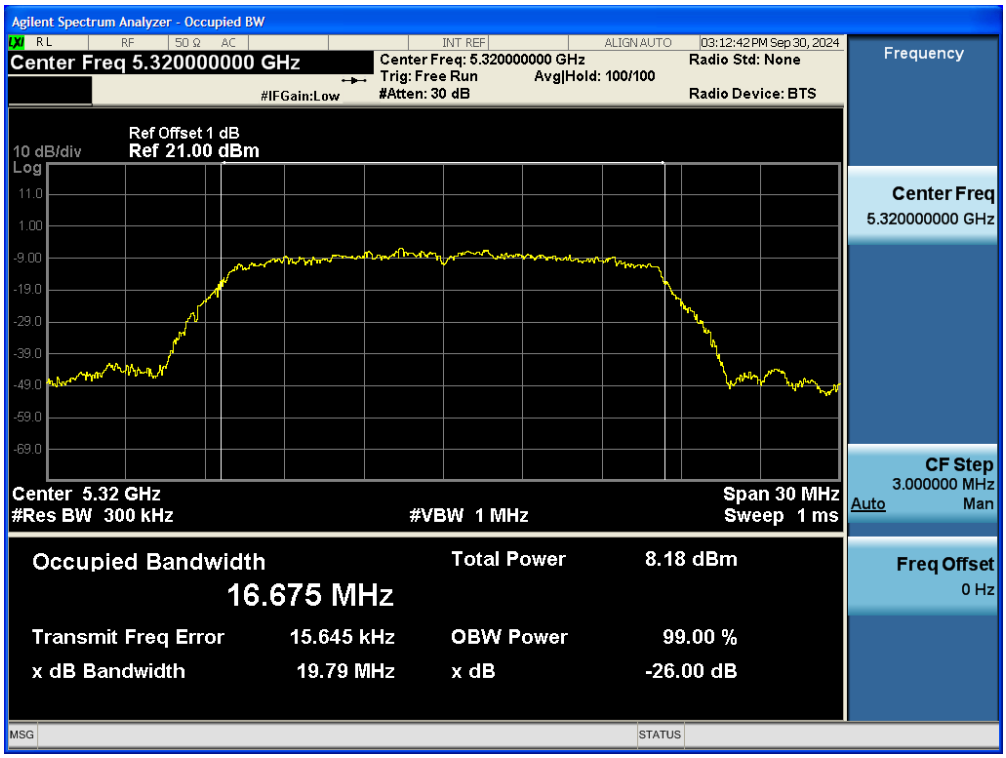

Test Data: Ant1 Band2 HT20 5260MHz

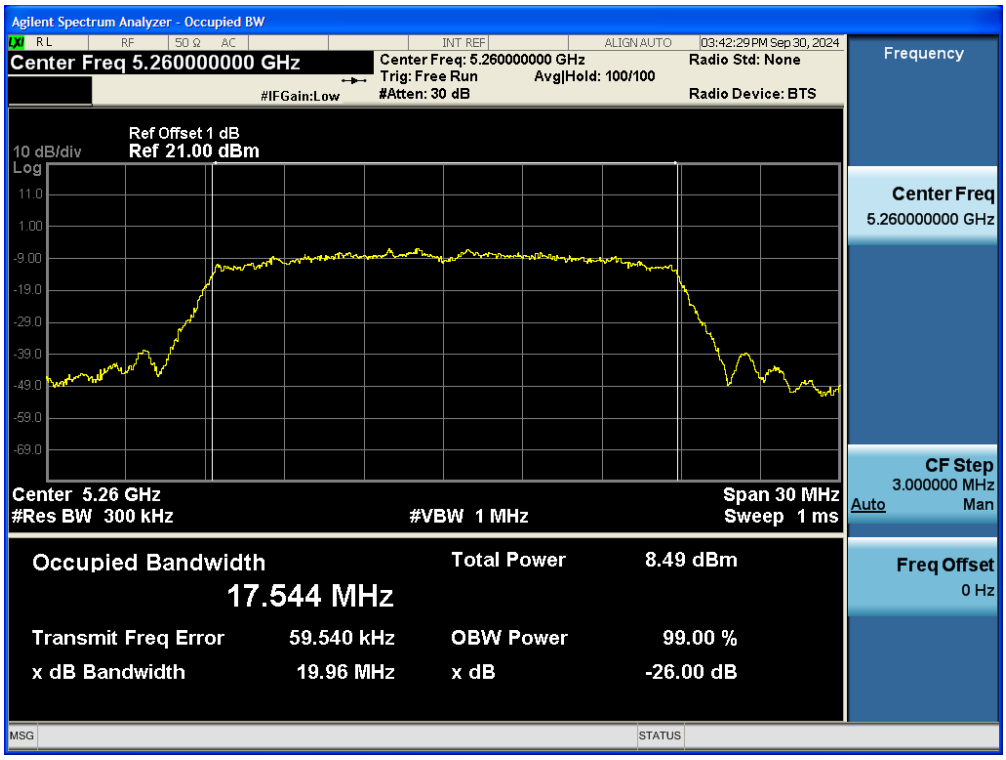

Test Data: Ant1 Band2 HT20 5300MHz

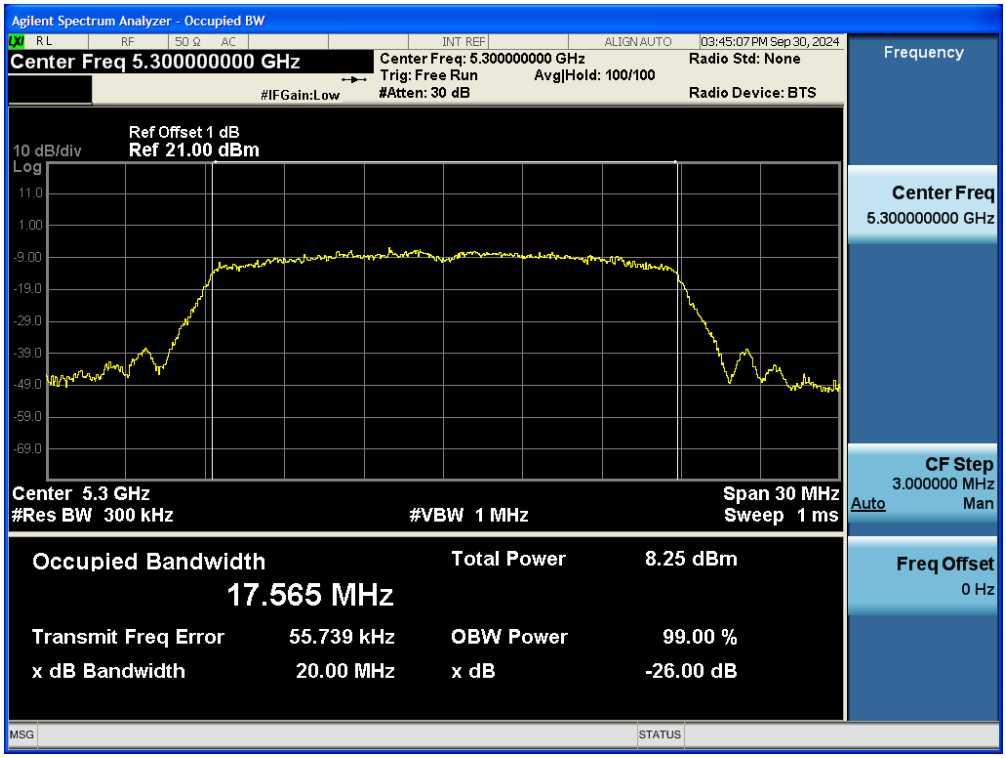

Test Data: Ant1 Band2 HT20 5320MHz

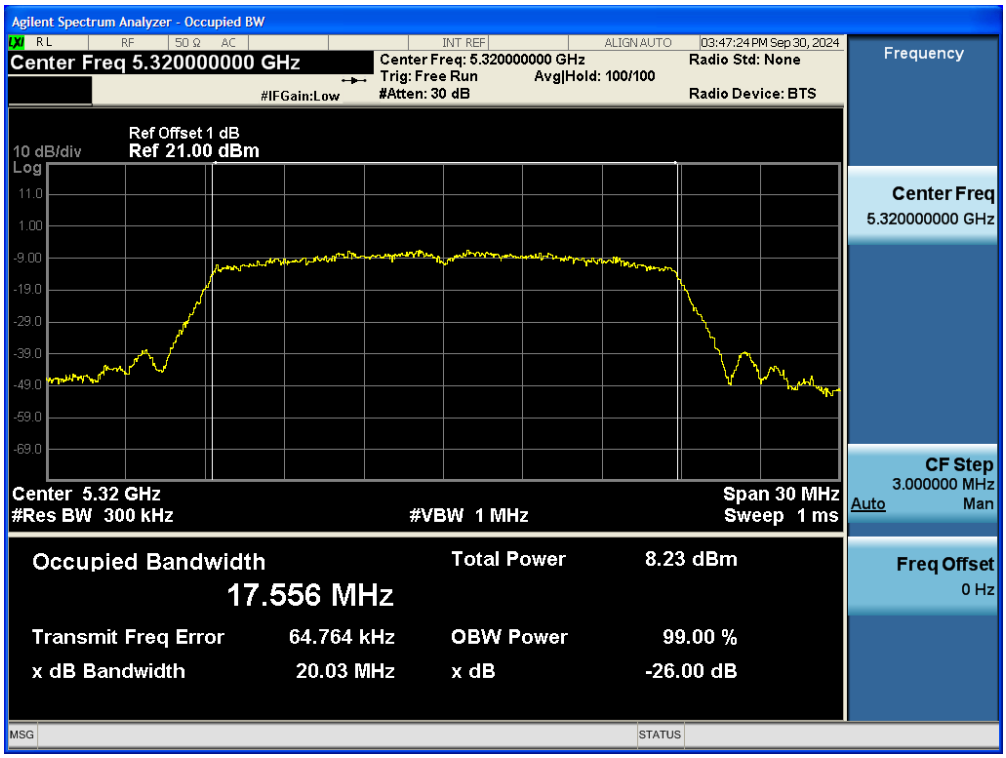

Test Data: Ant1 Band2 VHT20 5260MHz

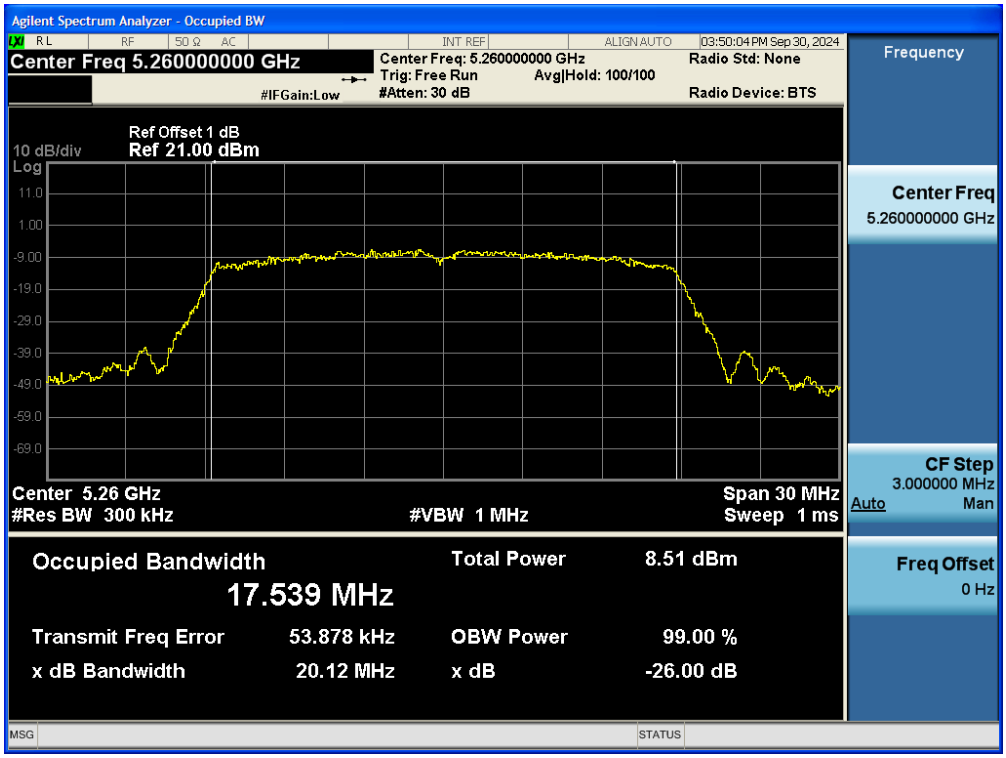

Test Data: Ant1 Band2 VHT20 5300MHz

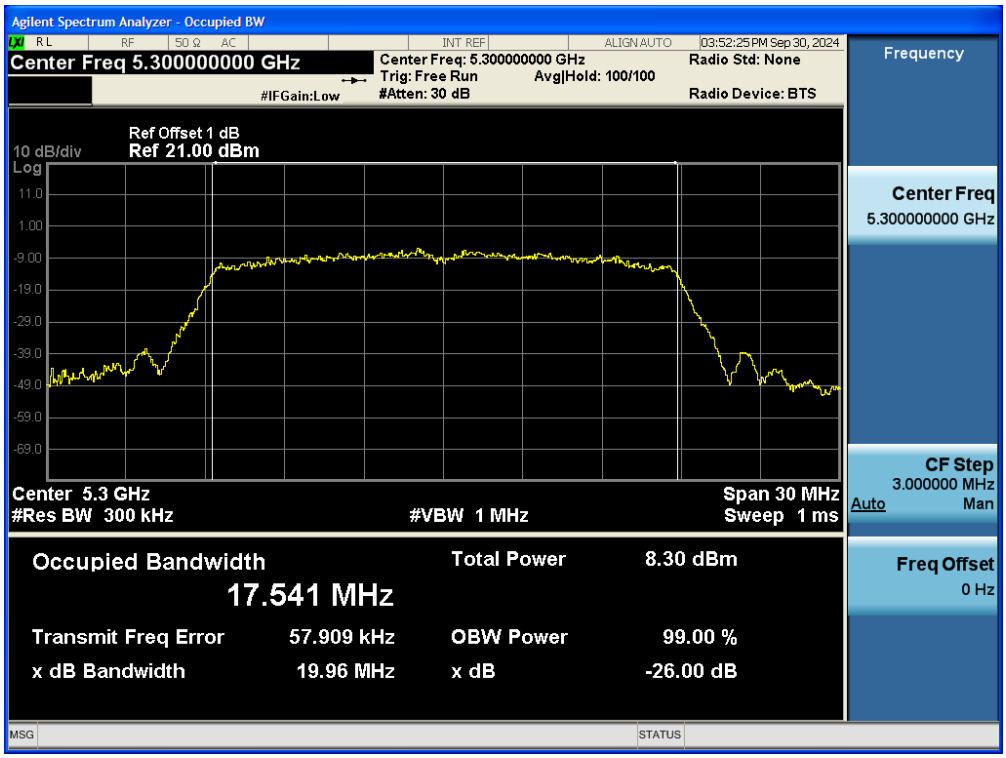

Test Data: Ant1 Band2 VHT20 5320MHz

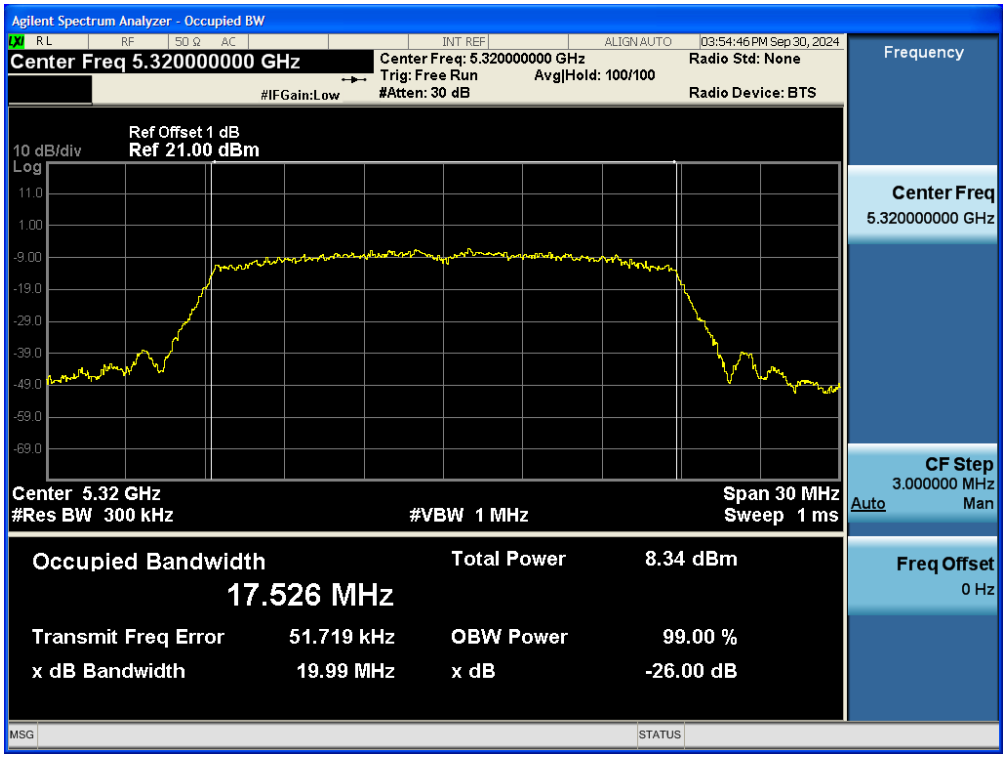

Test Data: Ant1 Band2 HE20 5260MHz

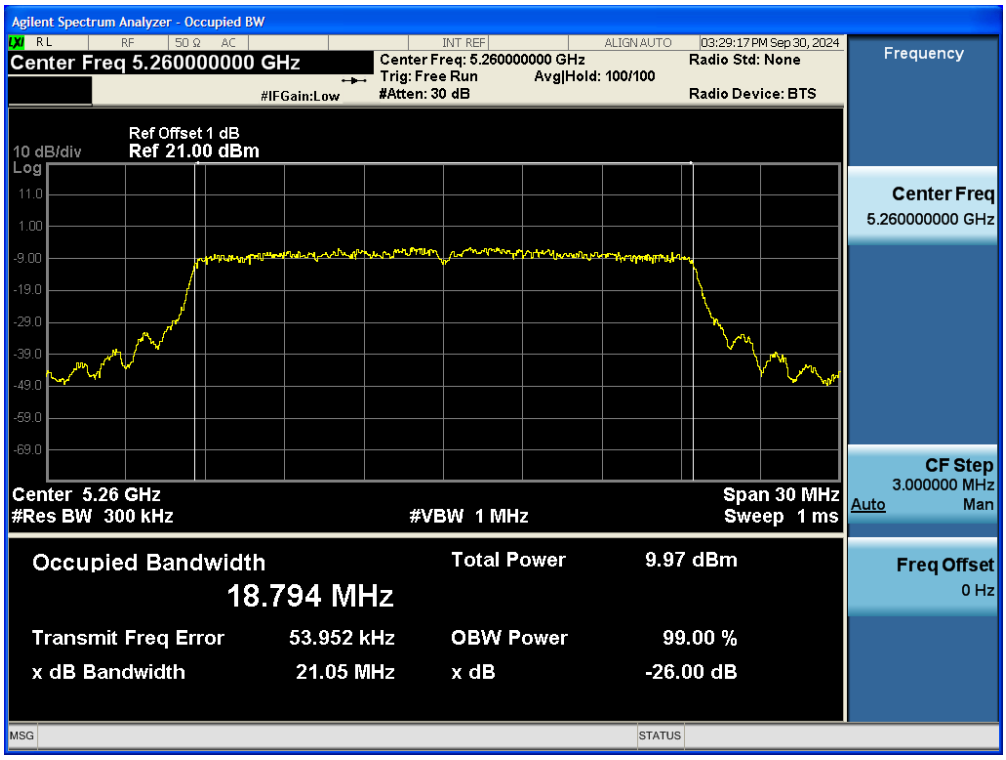

Test Data: Ant1 Band2 HE20 5300MHz

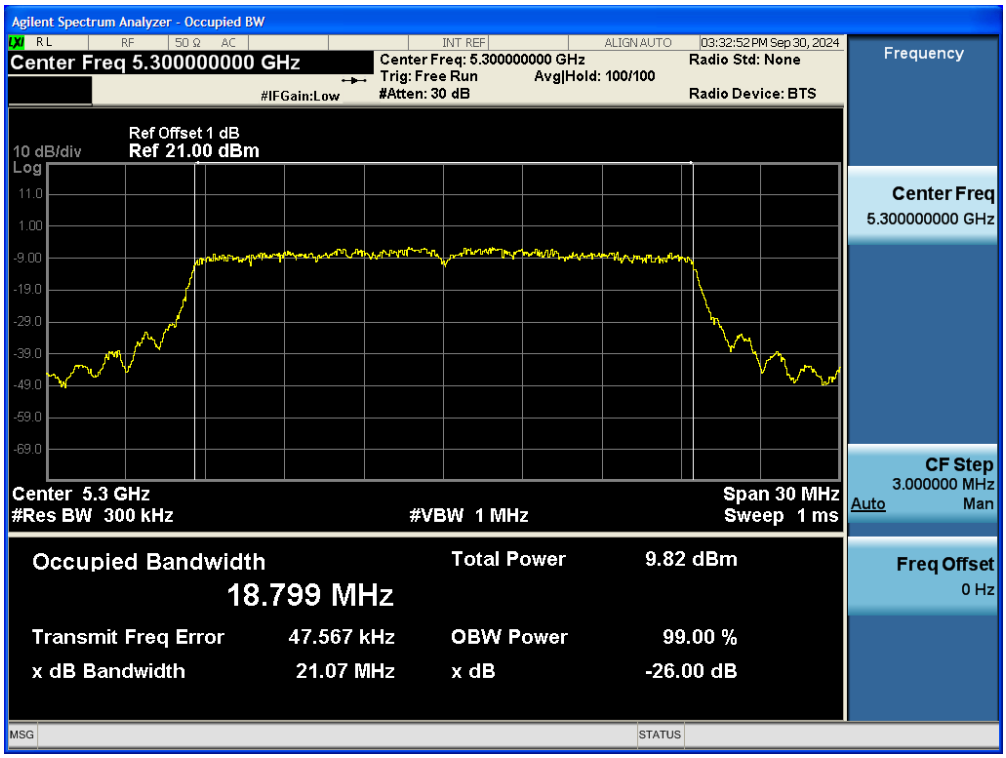

Test Data: Ant1 Band2 HE20 5320MHz

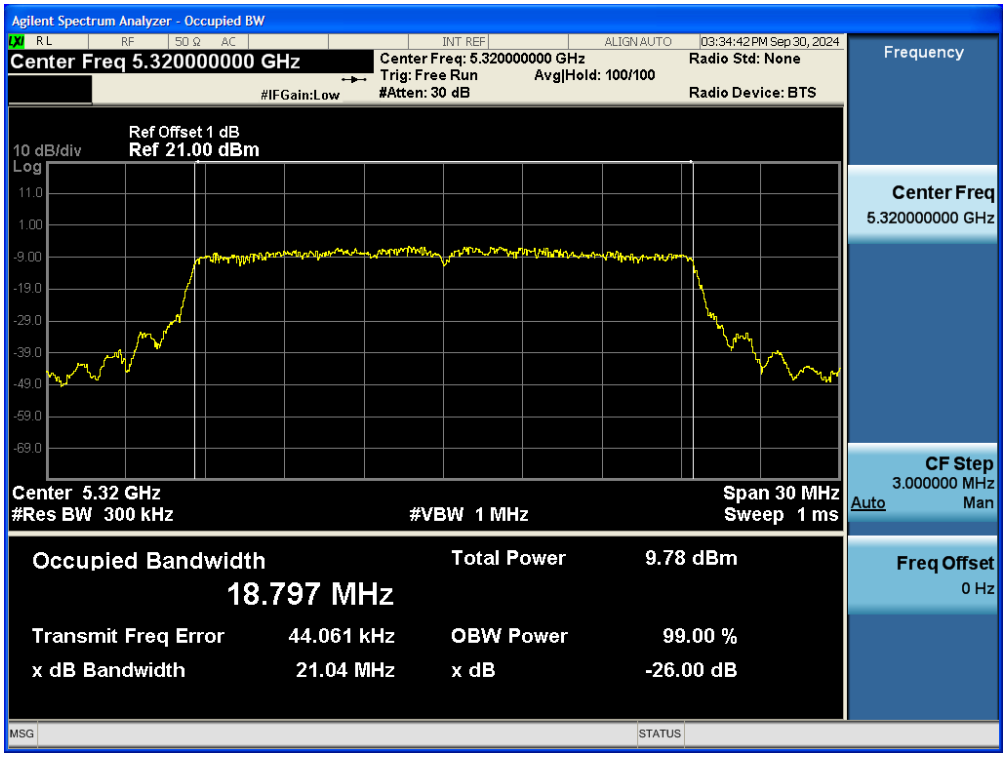

Test Data: Ant1 Band3 a 5500MHz

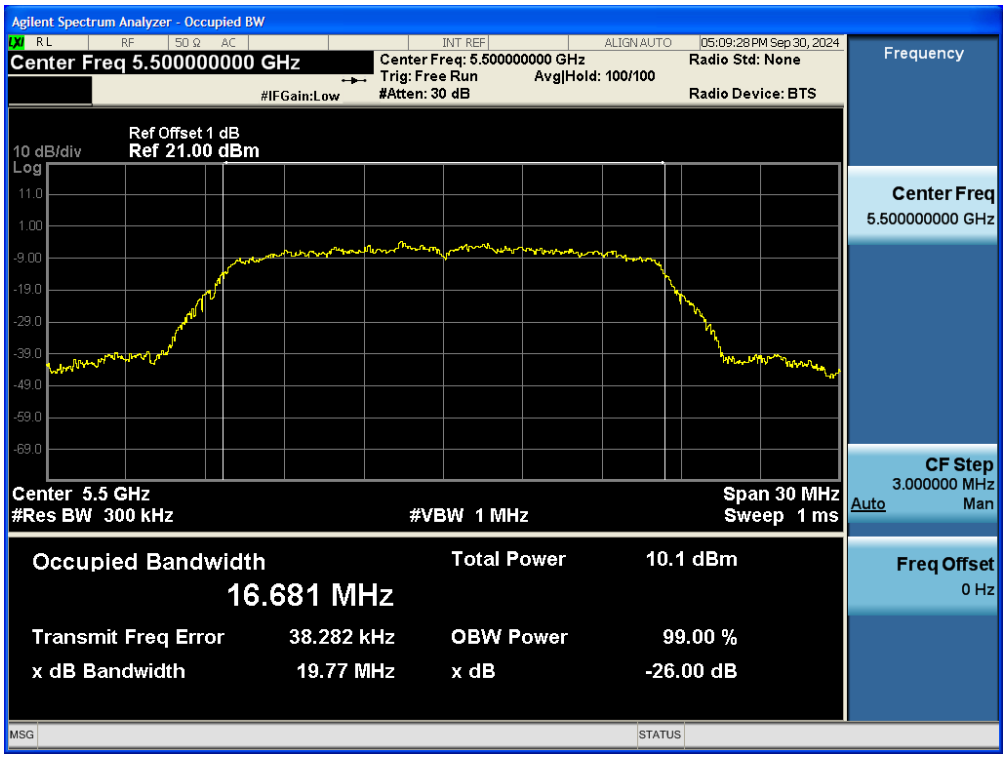

Test Data: Ant1 Band3 a 5580MHz

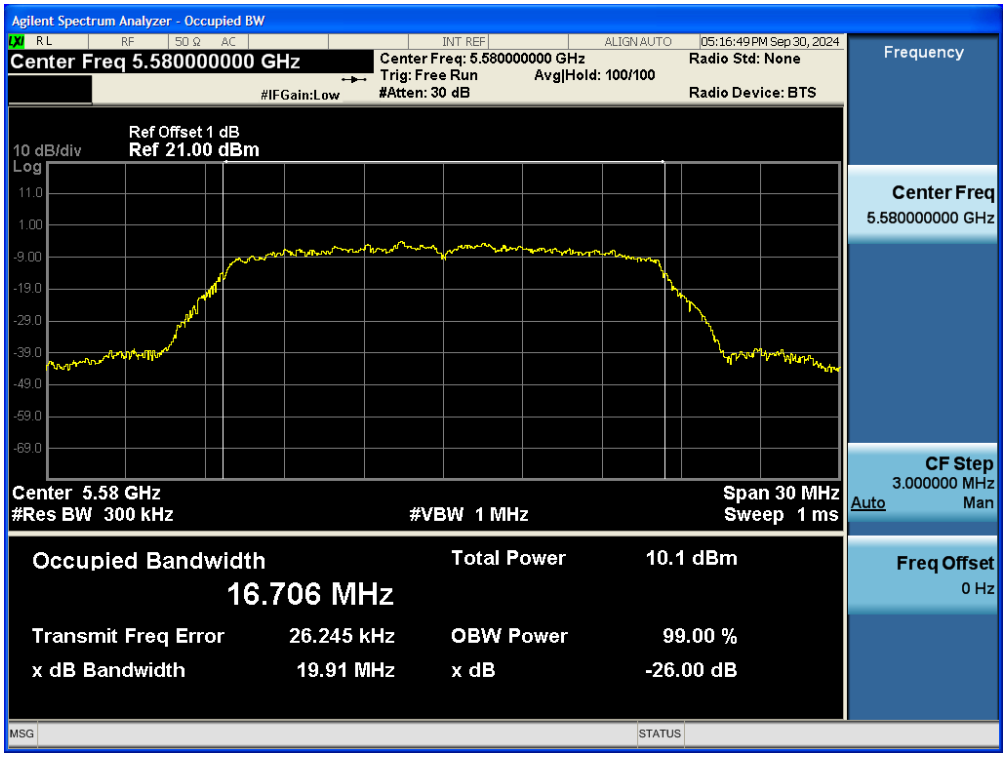

Test Data: Ant1 Band3 a 5700MHz

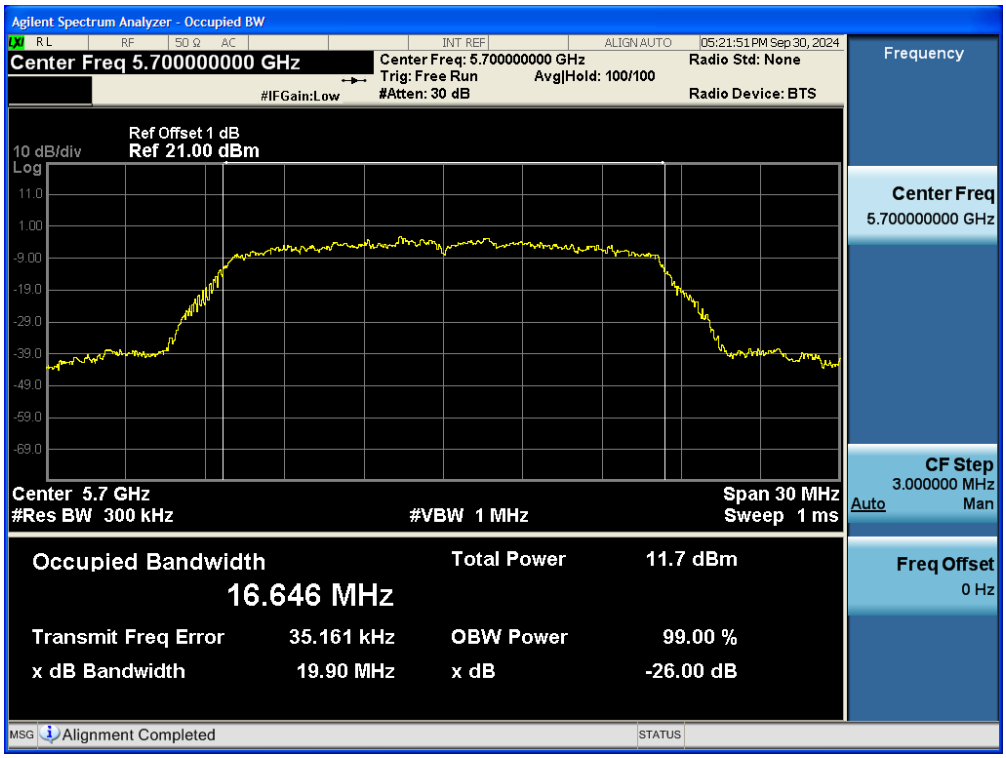

Test Data: Ant1 Band3 a 5720MHz - Straddle channels

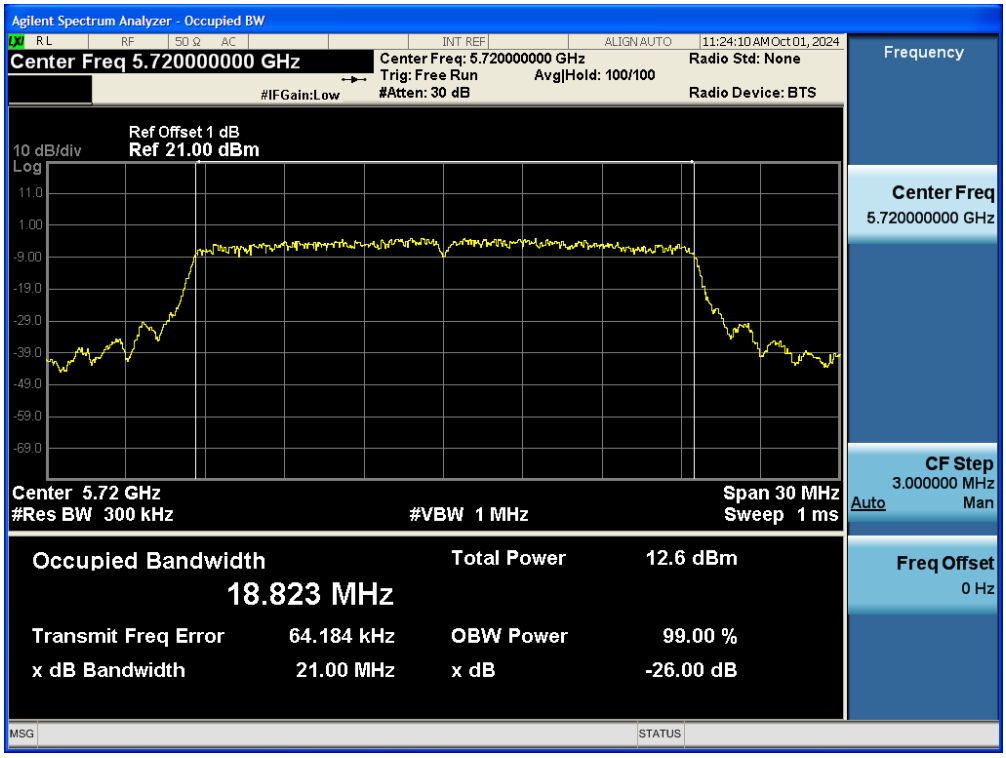

Test Data: Ant1 Band3 HT20 5500MHz

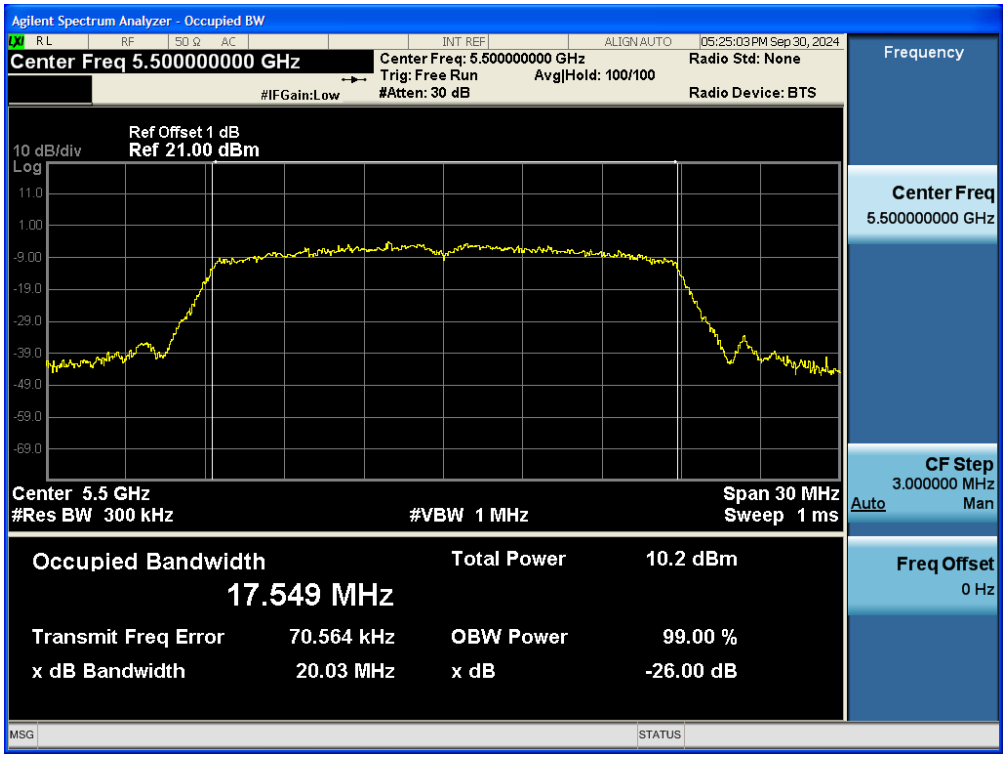

Test Data: Ant1 Band3 HT20 5580MHz

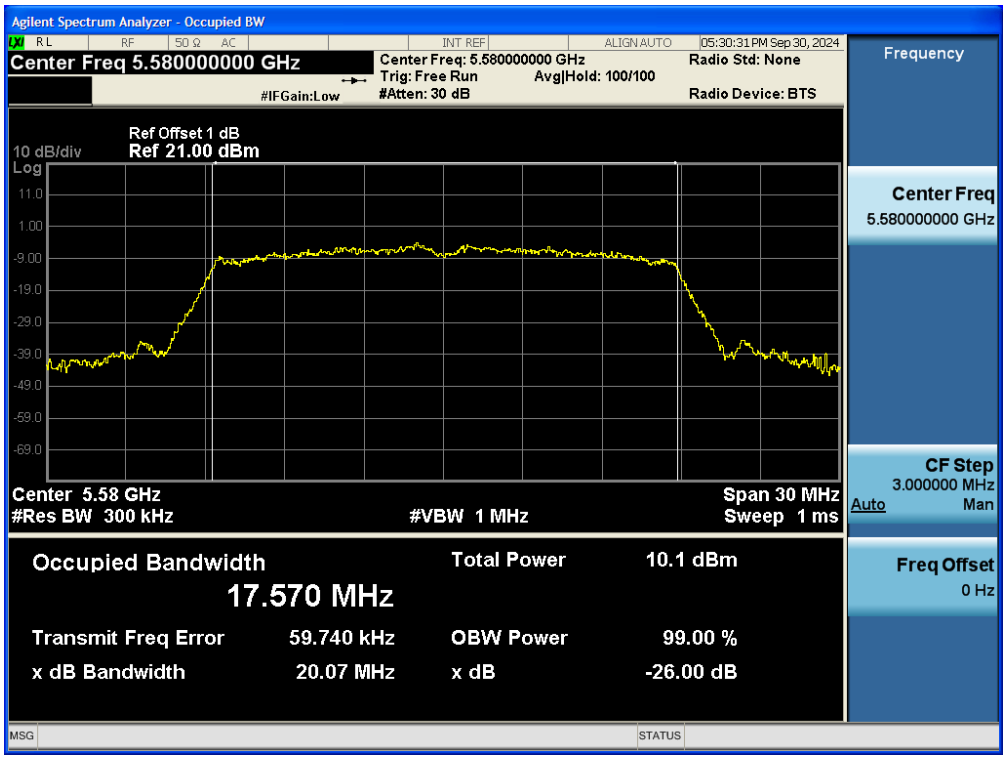

Test Data: Ant1 Band3 HT20 5700MHz

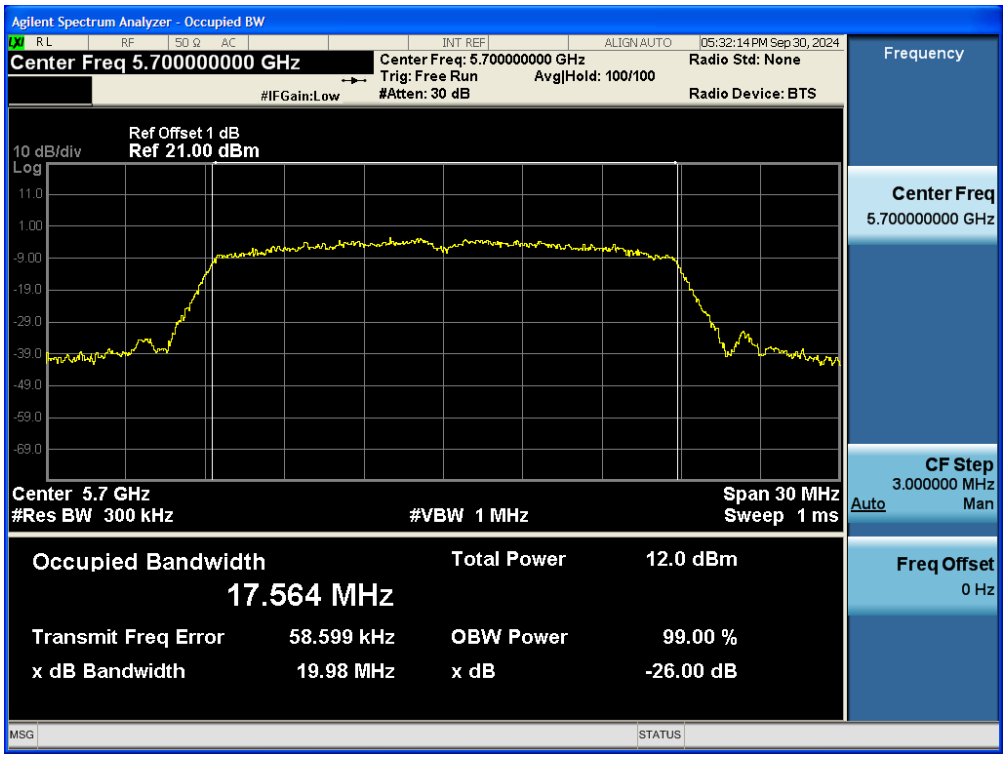

Test Data: Ant1 Band3 HT20 5720MHz - Straddle channels

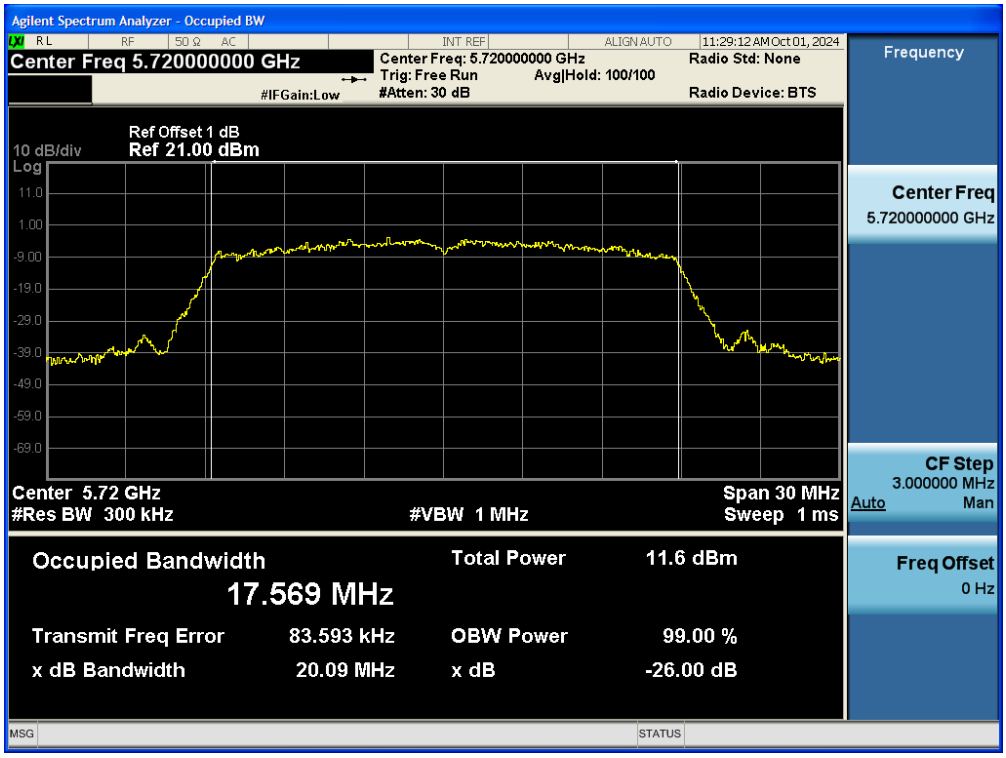

Test Data: Ant1 Band3 VHT20 5500MHz

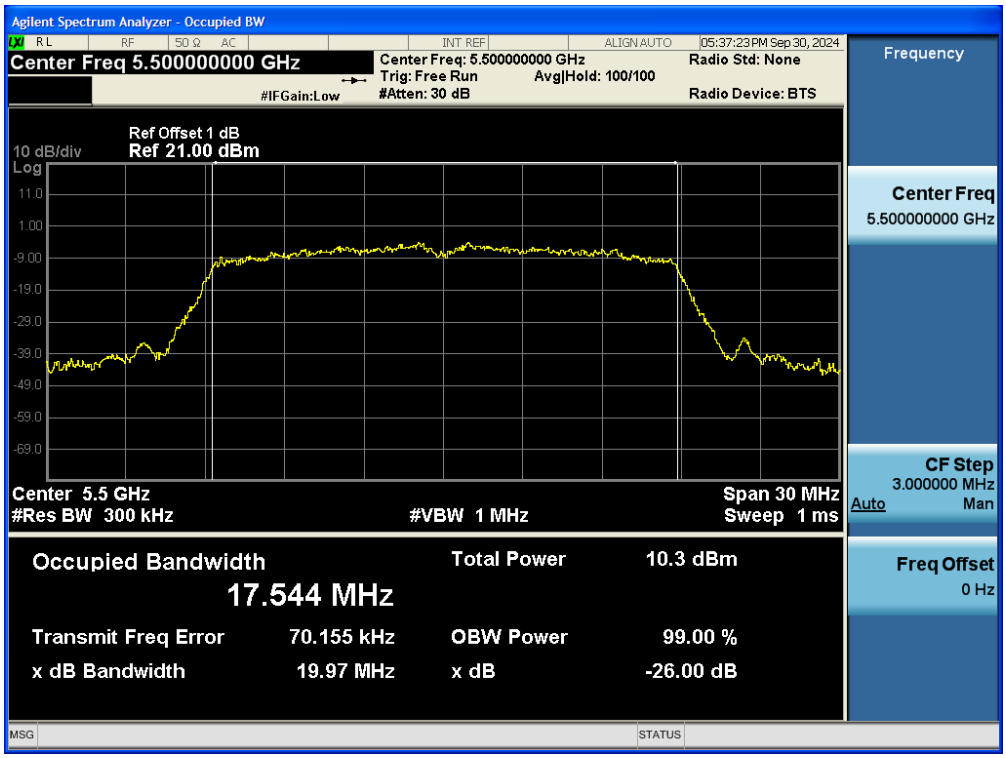

Test Data: Ant1 Band3 VHT20 5580MHz

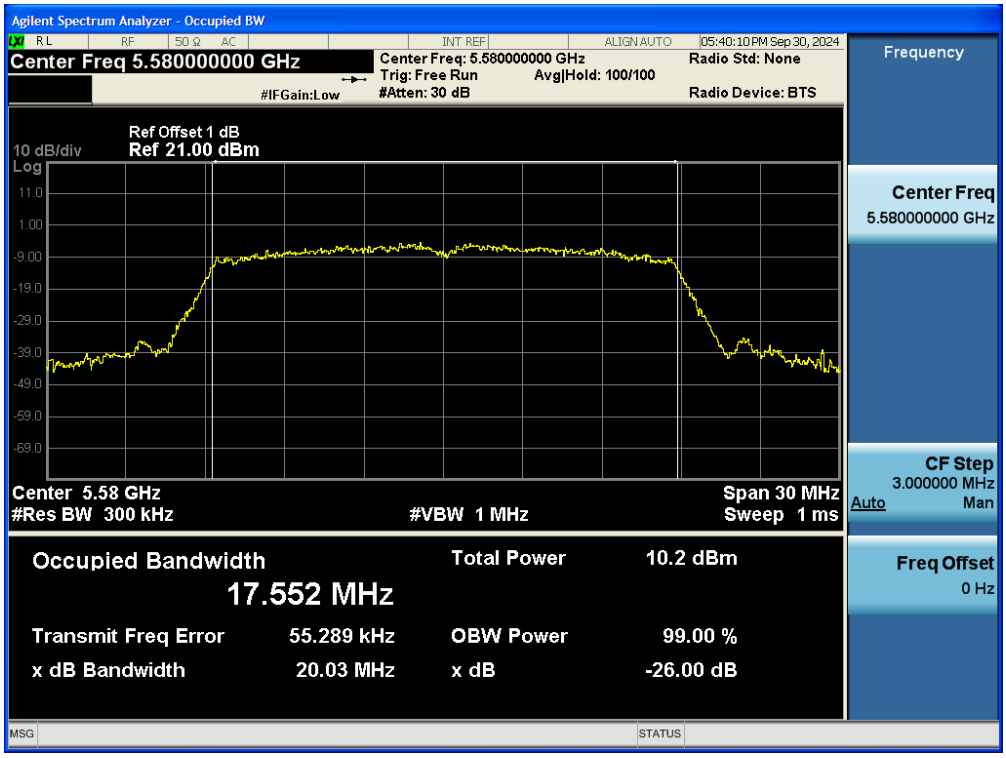

Test Data: Ant1 Band3 VHT20 5700MHz

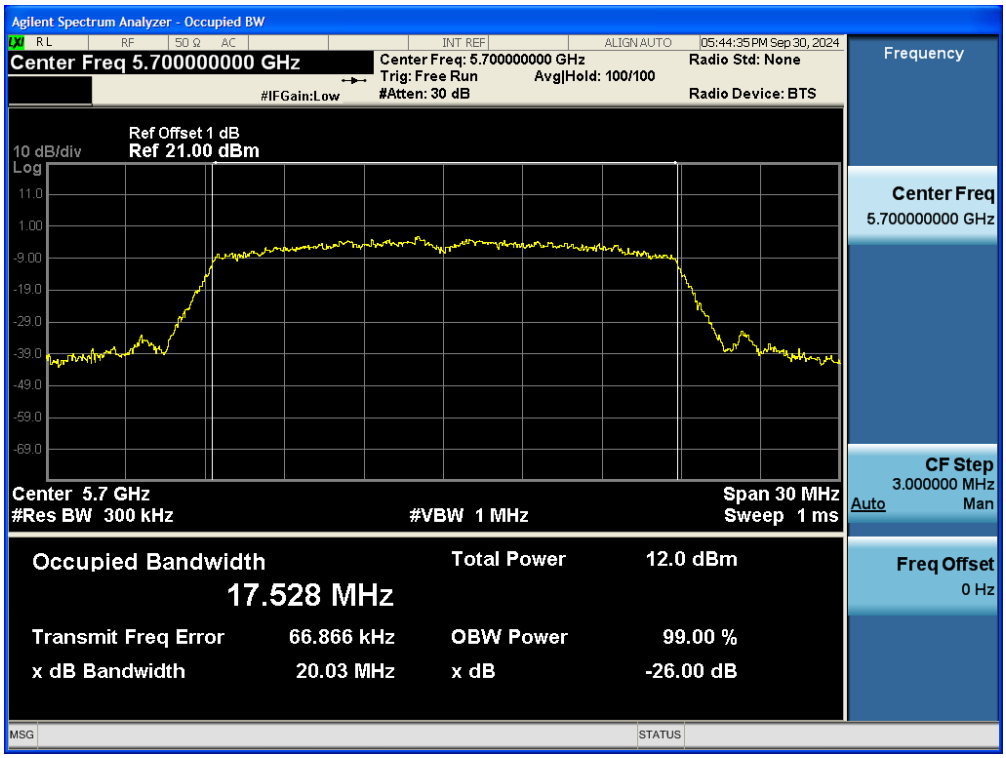

Test Data: Ant1 Band3 VHT20 5720MHz - Straddle channels

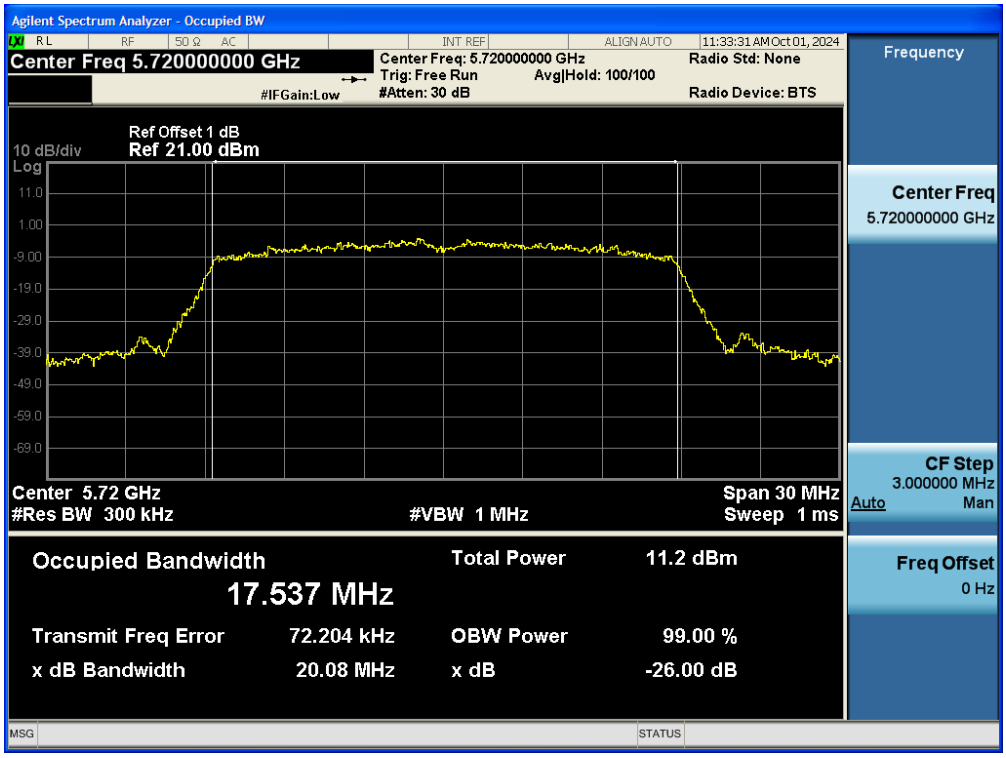

Test Data: Ant1 Band3 HE20 5500MHz

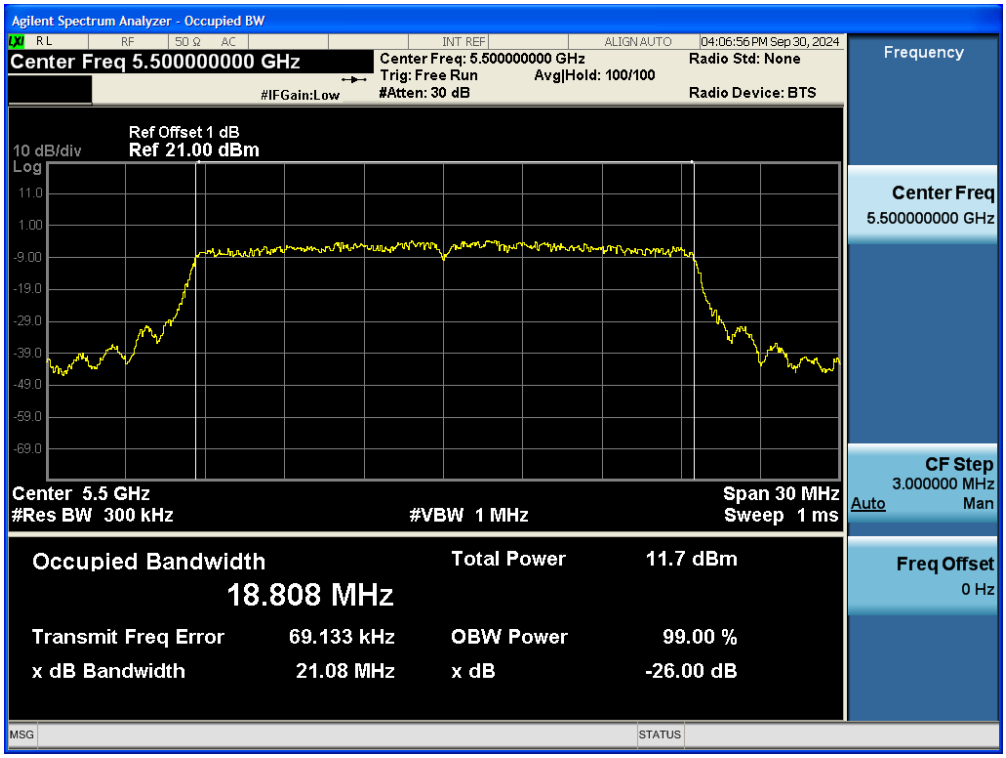

Test Data: Ant1 Band3 HE20 5580MHz

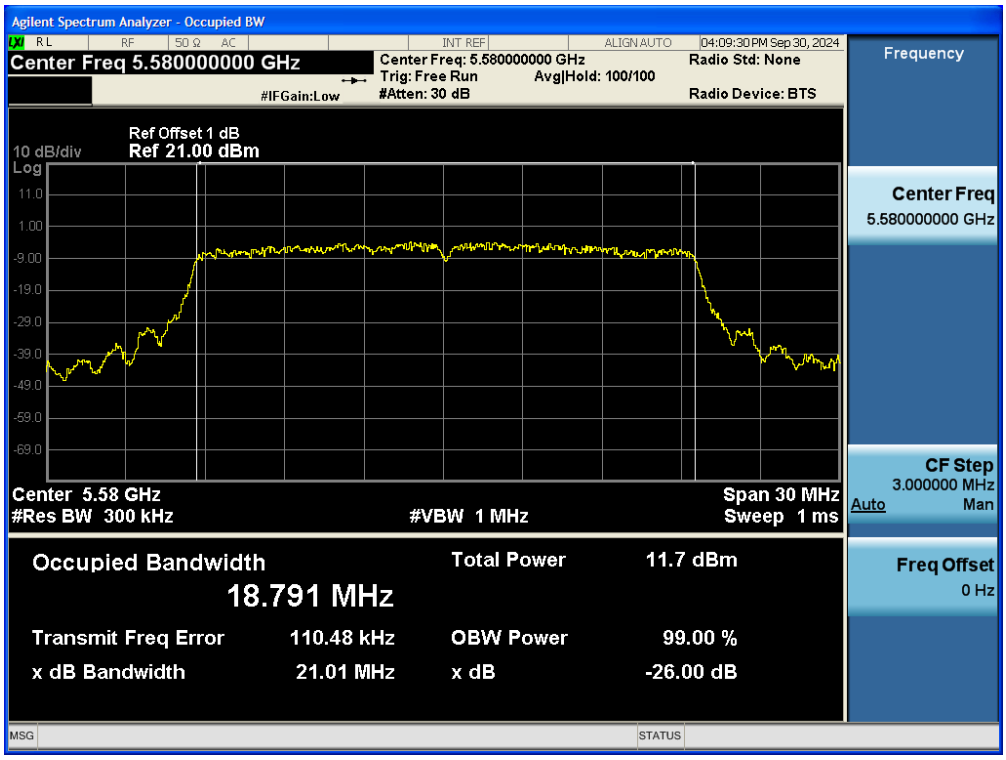

Test Data: Ant1 Band3 HE20 5700MHz

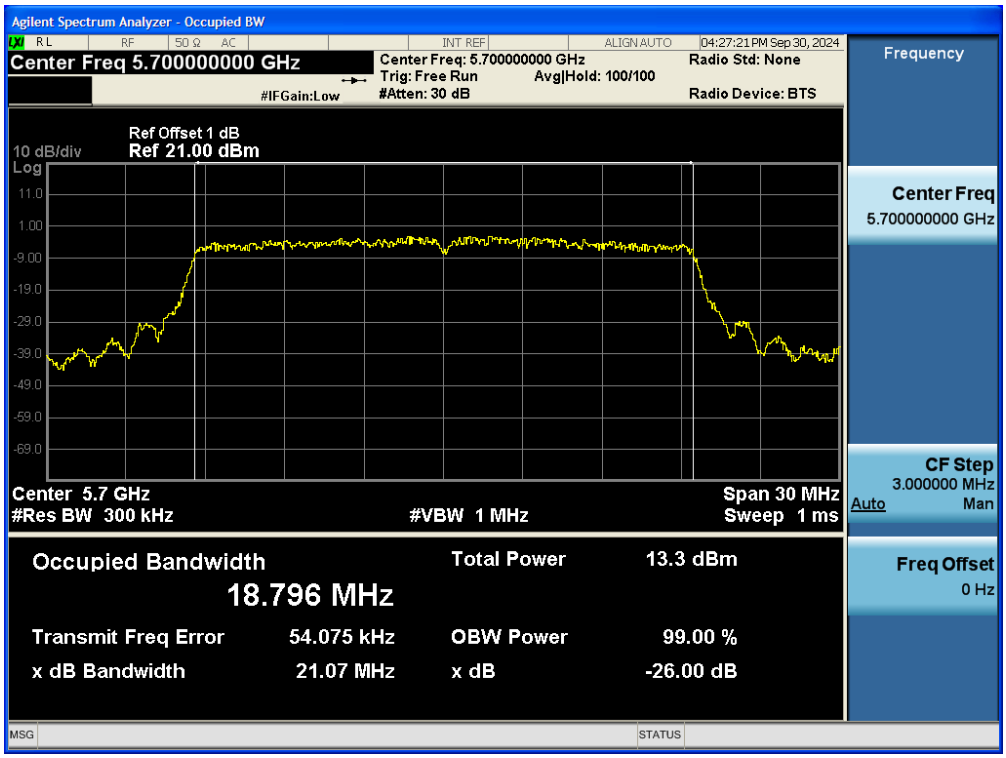

Test Data: Ant1 Band3 HE20 5720MHz - Straddle channels

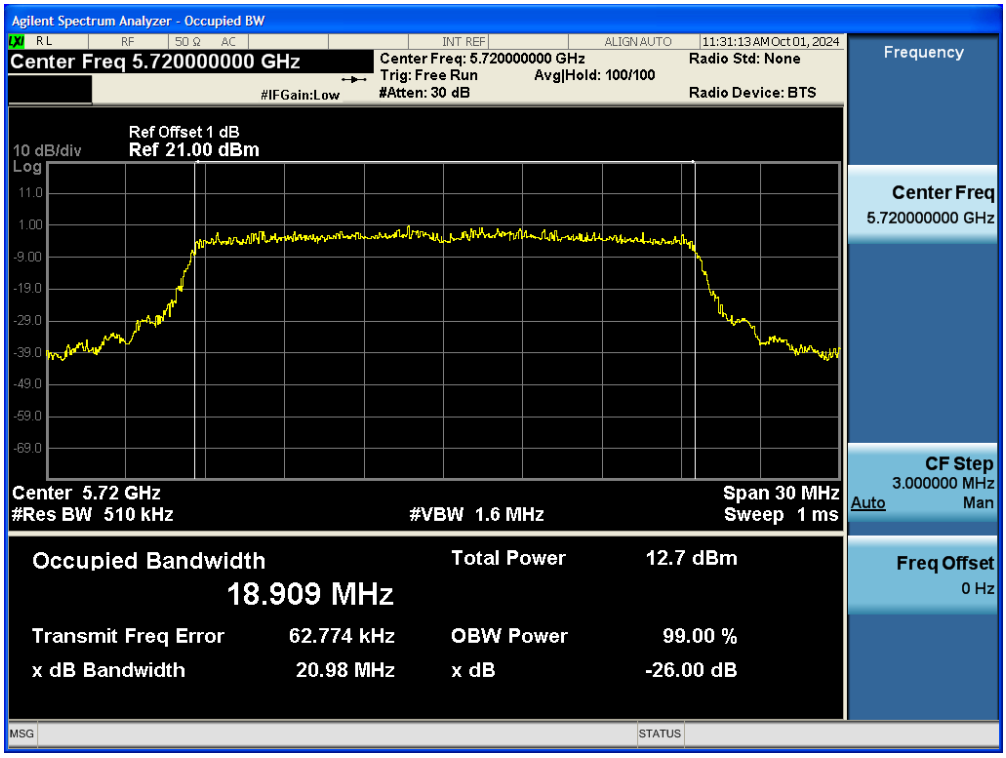

8. 6dB Emission Bandwidth Measurement

8.1 Standard Applicable

According to §15.407 (e) Within the 5.725-5.85 GHz band, the minimum 6 dB bandwidth of U-NII devices shall be at least 500 kHz.

8.2 Measurement Procedure

1. Place the EUT on the table and set it in transmitting mode.
2. Remove the antenna from the EUT and then connect a low loss RF cable from the antenna port to the spectrum analyzer.
3. Set the spectrum analyzer as RBW=100kHz, VBW =300kHz, Span= 30MHz, Sweep=auto (OBW=15MHz~20MHz)
   Set the spectrum analyzer as RBW=100kHz, VBW =300kHz, Span= 50MHz, Sweep=auto (OBW=35MHz~40MHz)
   Set the spectrum analyzer as RBW=100kHz, VBW =300kHz, Span= 100MHz, Sweep=auto (OBW=72MHz~80MHz)
4. Mark the peak frequency and –6dB (upper and lower) frequency.
5. Repeat above procedures until all frequency measured were complete.

Refer to section D of KDB Document: KDB 789033 D02 General UNII Test Procedures New Rules v01r03

8.3 Measurement Result

Band	Mode	Frequency (MHz)	6dB Bandwidth (MHz)	99% OBW (MHz)	6dB BW Limit (kHz)
UNII-3	11a	5745	15.125	16.332	> 500
		5785	15.093	16.343	> 500
		5825	15.083	16.339	> 500
	HT20	5745	15.096	17.496	> 500
		5785	15.107	17.485	> 500
		5825	14.008	17.502	> 500
	VHT20	5745	15.145	17.503	> 500
		5785	15.061	17.483	> 500
		5825	15.134	17.503	> 500
	HE20	5745	18.472	18.756	> 500
		5785	18.251	18.720	> 500
		5825	18.292	18.745	> 500

Test Data: Ant1 Band4 a 5745 MHz

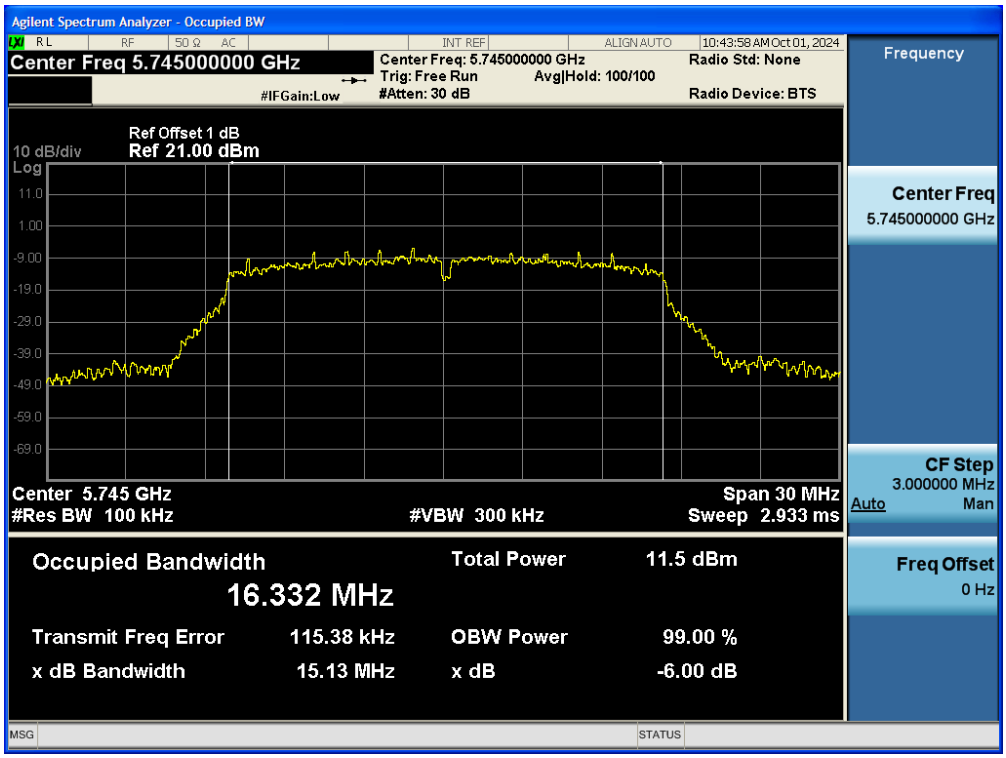

Test Data: Ant1 Band4 a 5785MHz

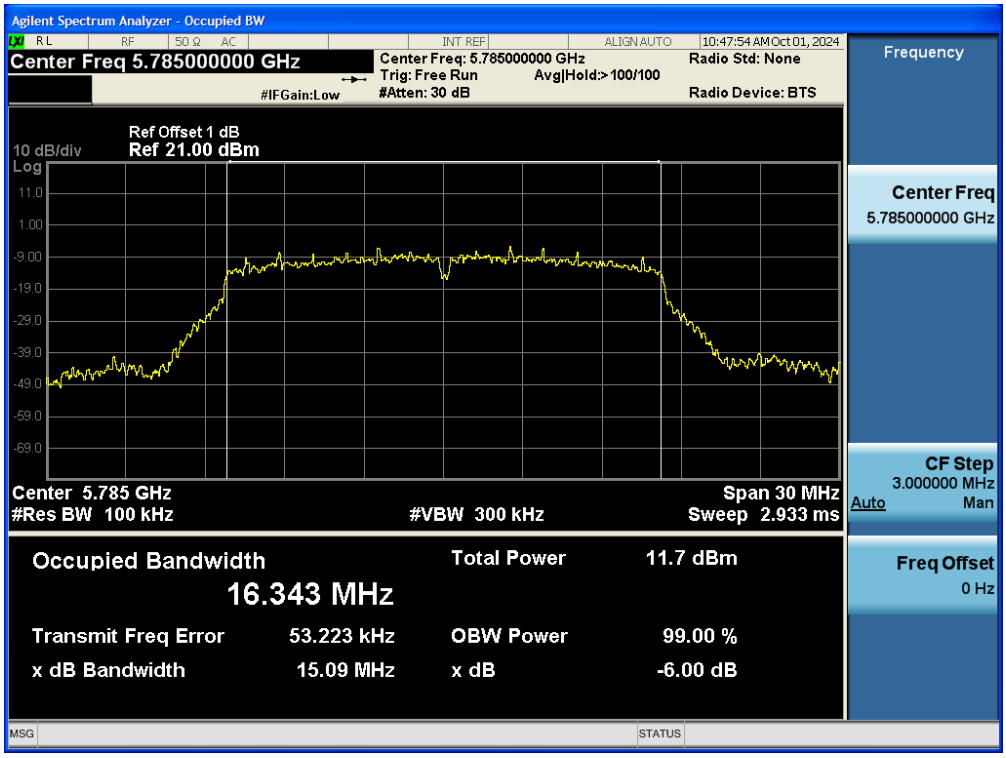

Test Data: Ant1 Band4 a 5825MHz

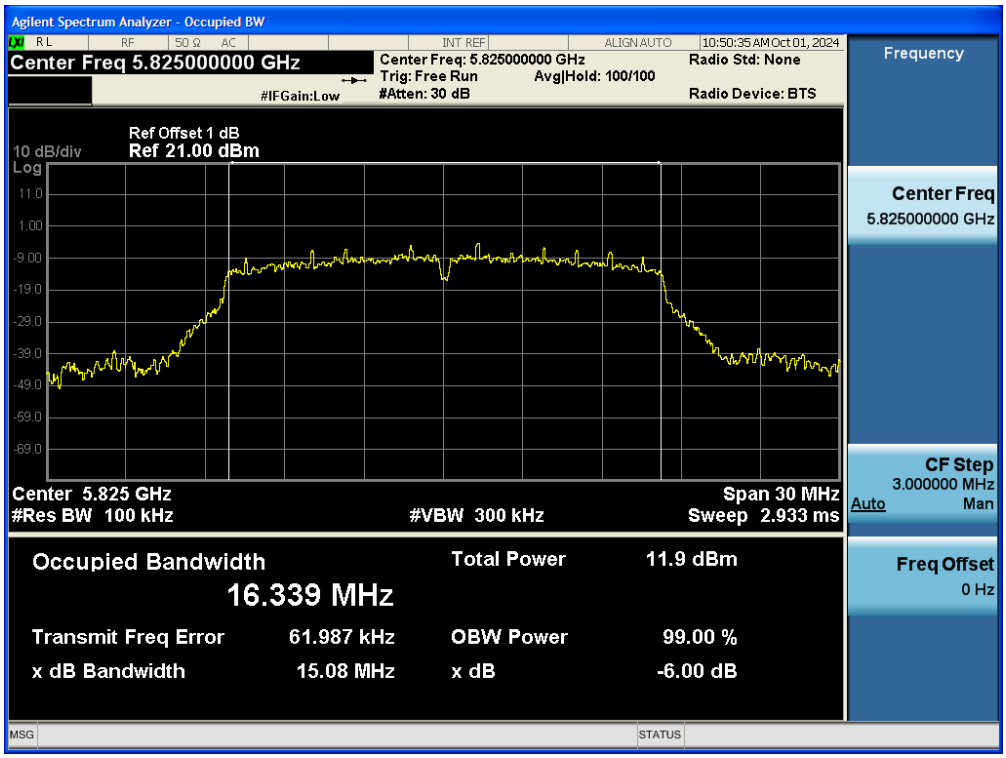

Test Data: Ant1 Band4 HT20 5745MHz

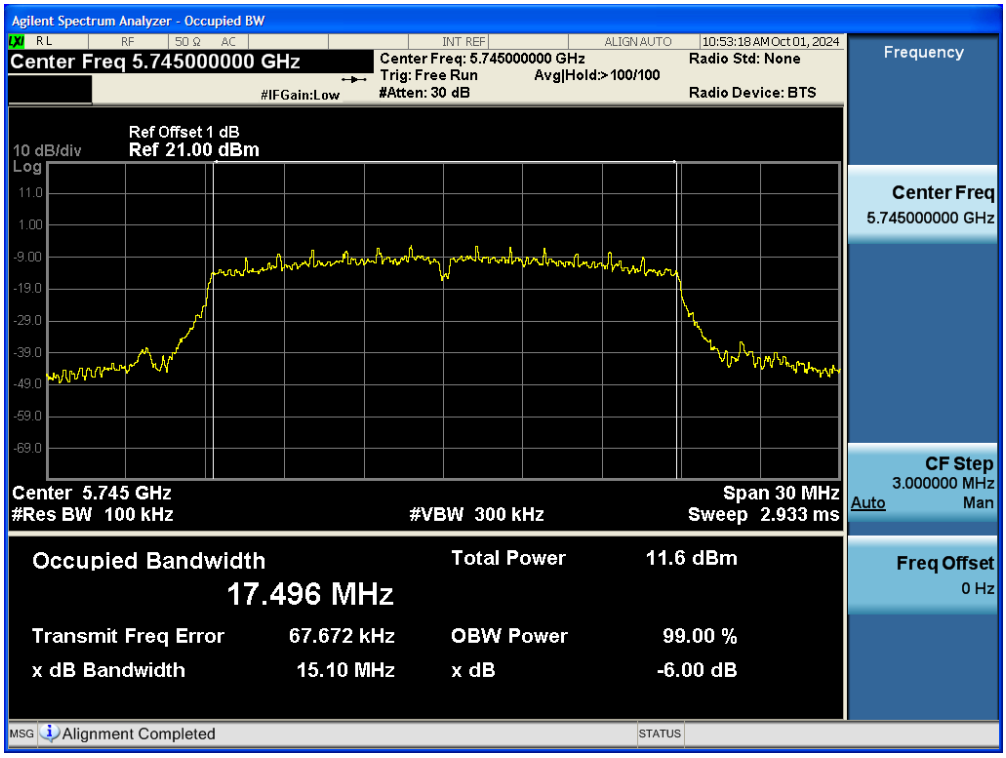

Test Data: Ant1 Band4 HT20 5785MHz

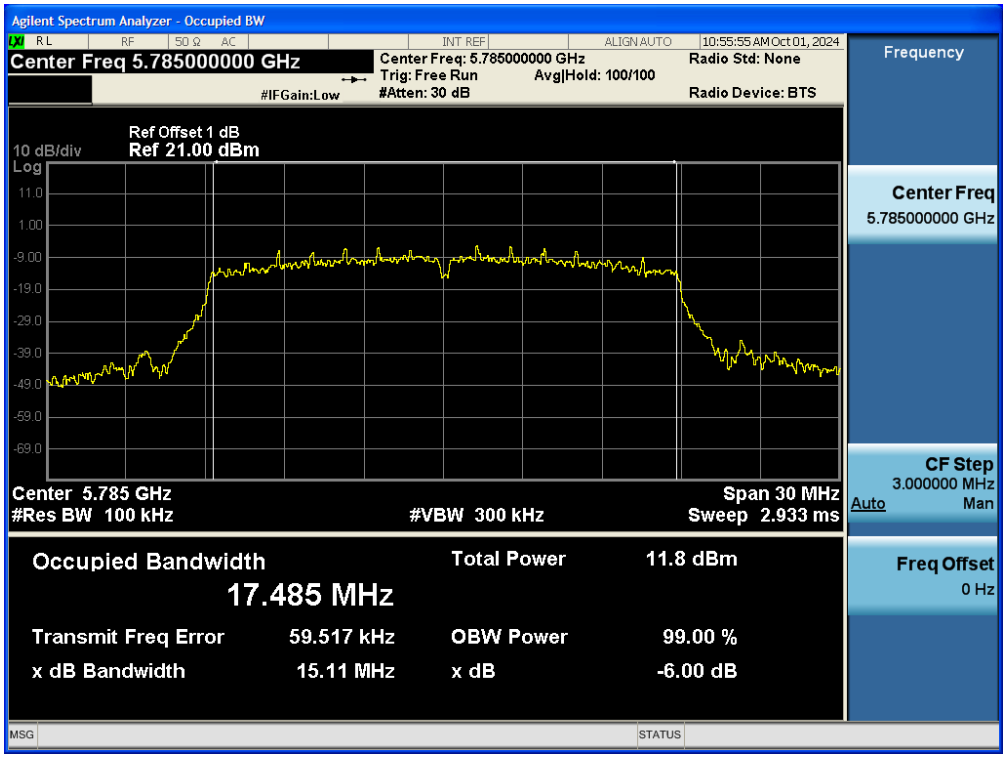

Test Data: Ant1 Band4 HT20 5825MHz

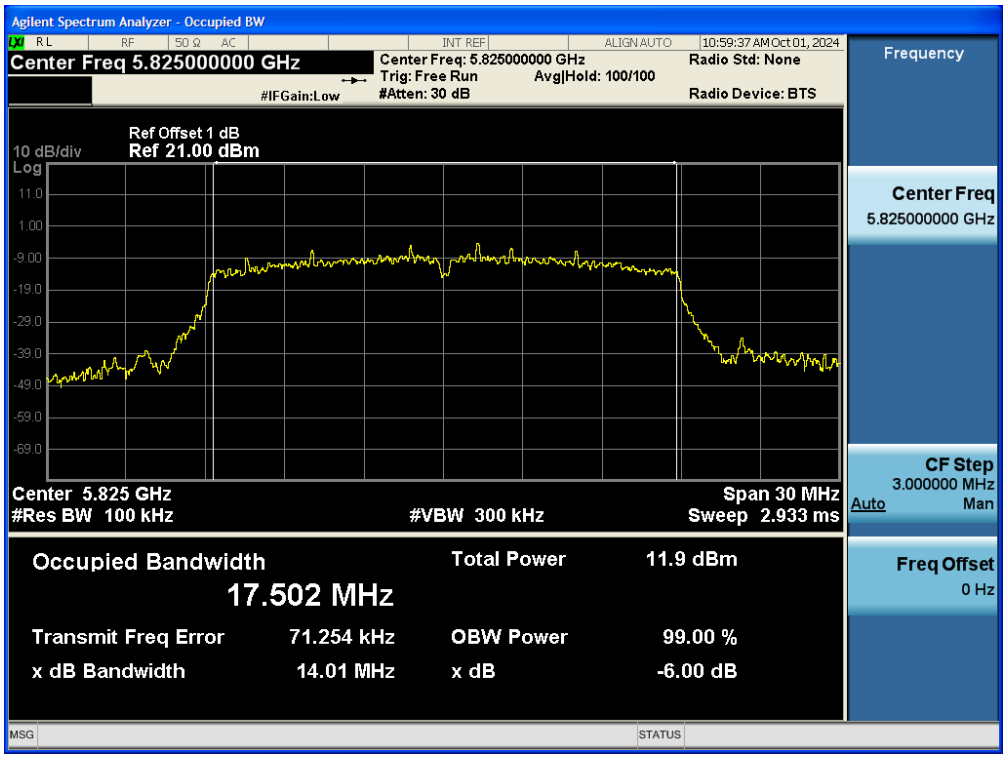

Test Data: Ant1 Band4 VHT20 5745MHz

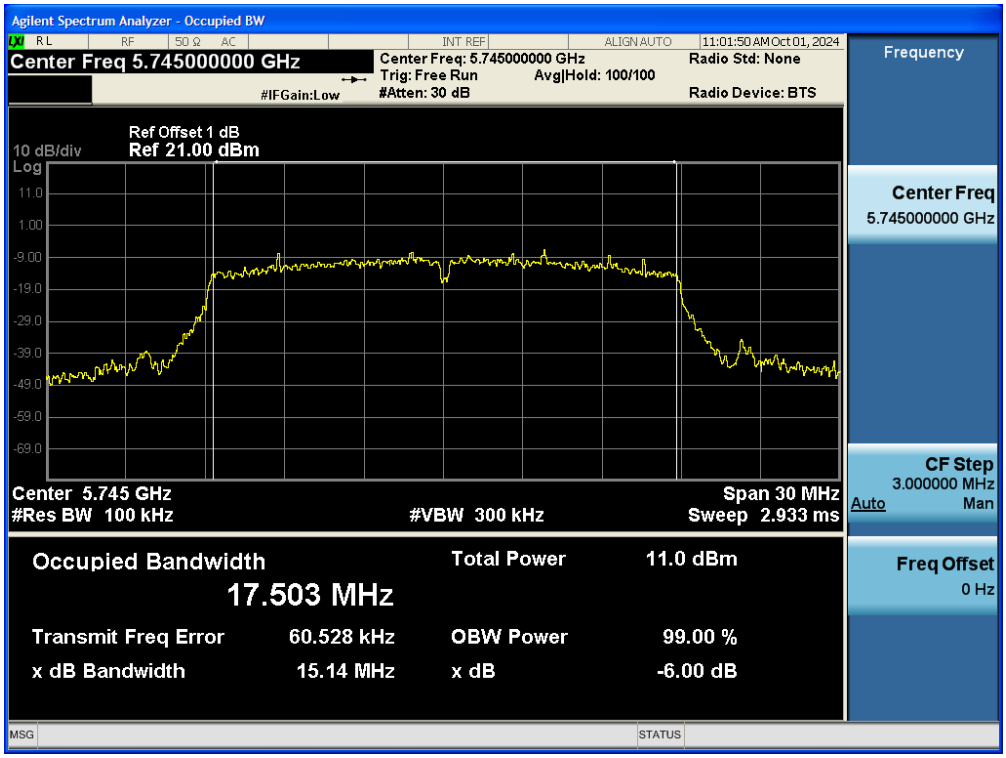

Test Data: Ant1 Band4 VHT20 5785MHz

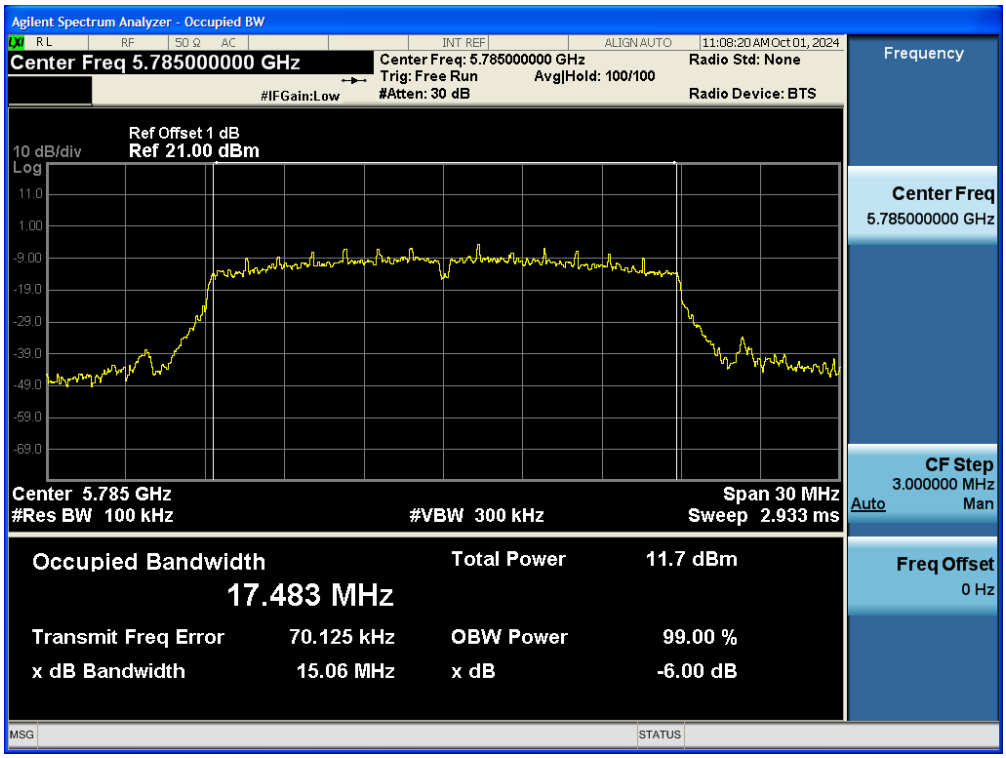

Test Data: Ant1 Band4 VHT20 5825MHz

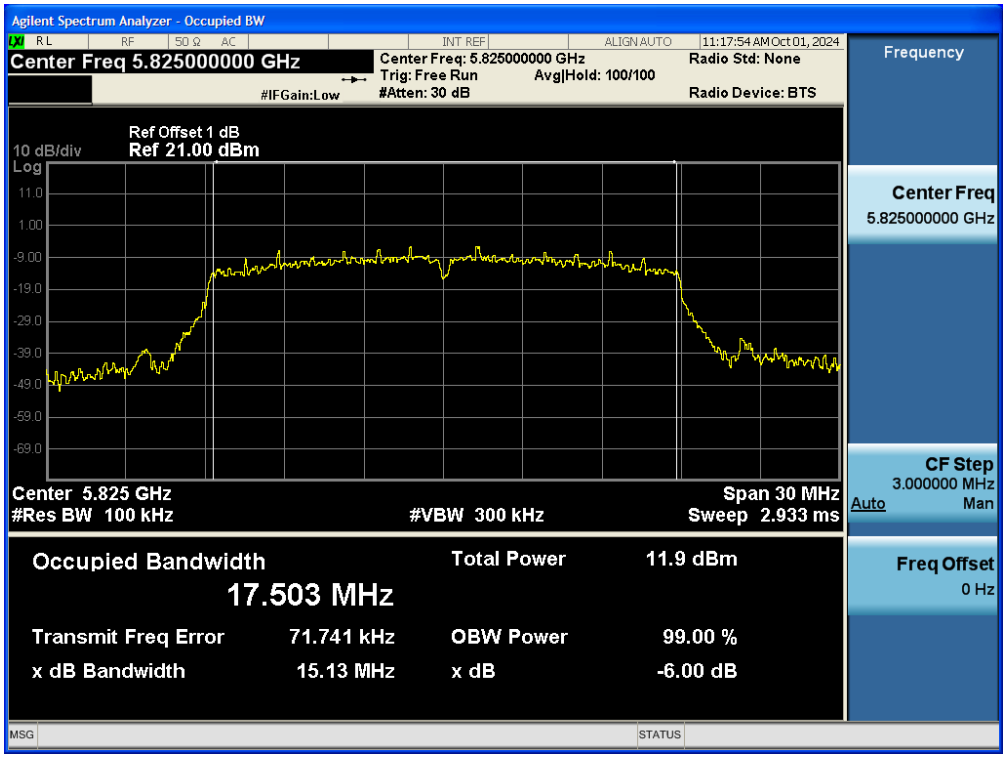

Test Data: Ant1 Band4 HE20 5745 MHz

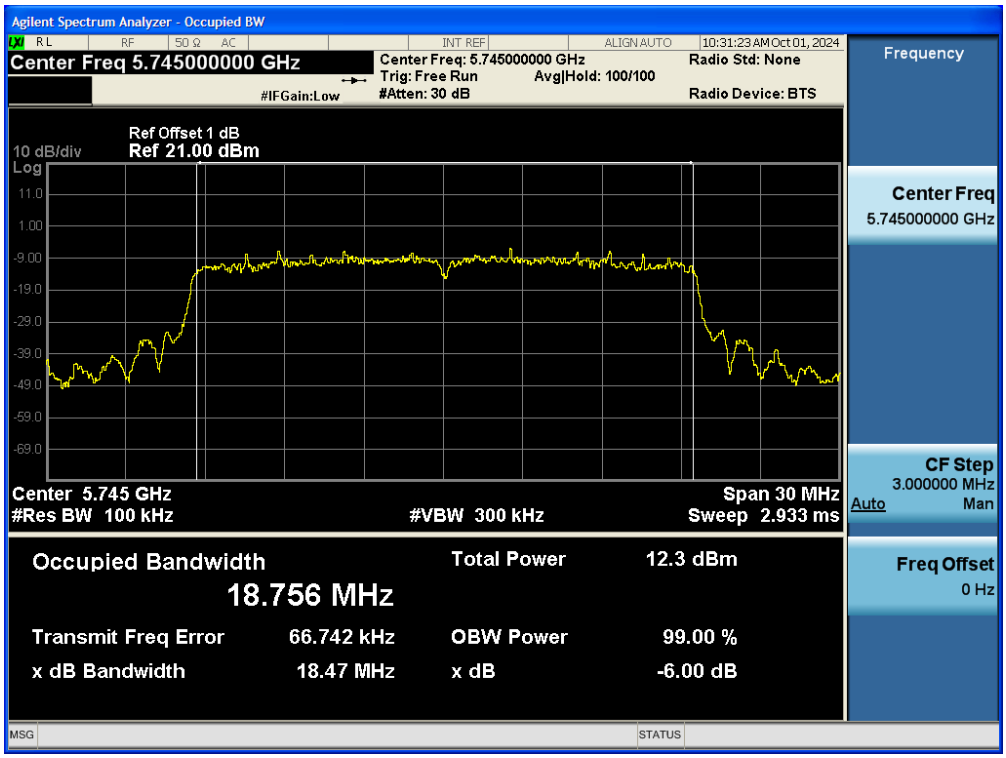

Test Data: Ant1 Band4 HE20 5785MHz

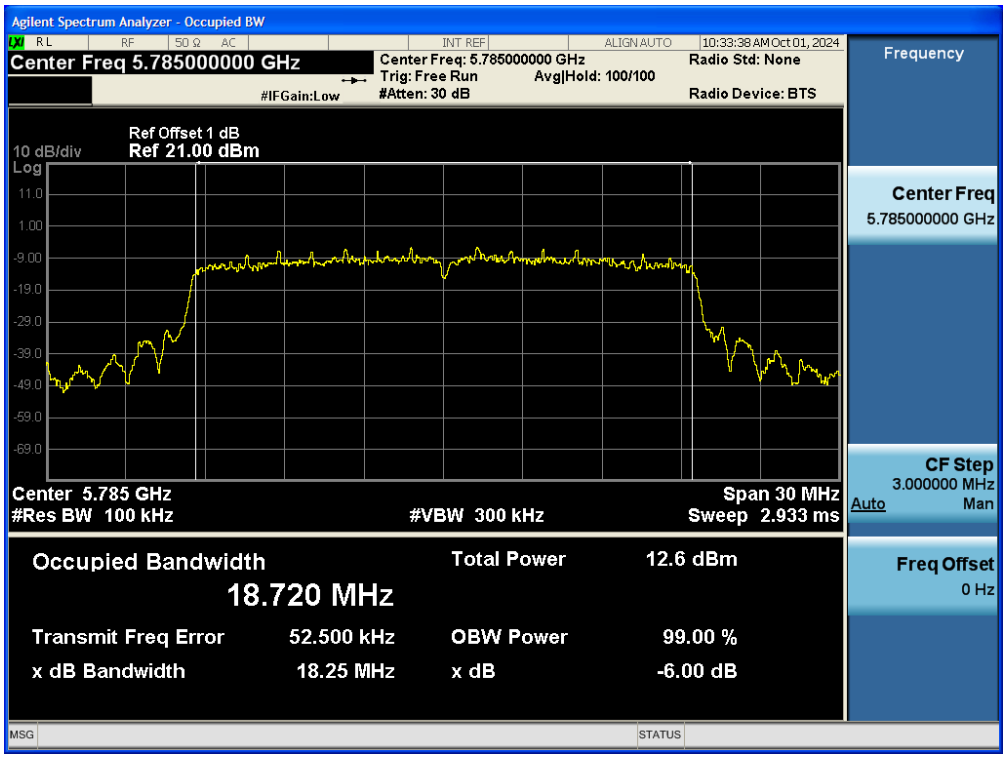

Test Data: Ant1 Band4 HE20 5825MHz

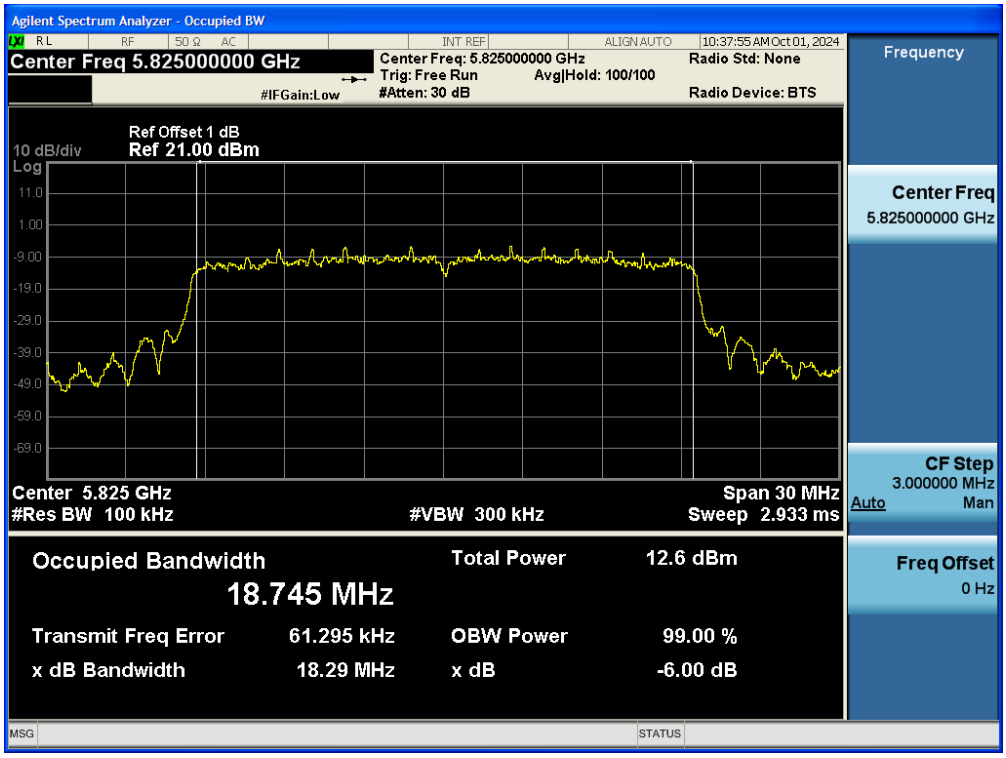

9. Undesirable emission – Radiated Measurement

9.1 Standard Applicable

According to §15.407(b), Undesirable Emission Limits: Except as shown in Paragraph (b)(7) of this section, the peak emissions outside of the frequency bands of operation shall be attenuated in accordance with the following limits:

(1) For transmitters operating in the 5.15-5.25 GHz band: all emissions outside of the 5.15-5.35 GHz band shall not exceed an e.i.r.p. of -27 dBm/MHz.
(2) For transmitters operating in the 5.25-5.35 GHz band: all emissions outside of the 5.15-5.35 GHz band shall not exceed an e.i.r.p. of -27 dBm/MHz.
(3) For transmitters operating in the 5.47-5.725 GHz band: all emissions outside of the 5.47-5.725 GHz band shall not exceed an e.i.r.p. of -27 dBm/MHz.
(4) For transmitters operating in the 5.725-5.85 GHz band: all emissions within the frequency range from the band edge to 10 MHz above or below the band edge shall not exceed an e.i.r.p. of -17dBm/MHz; for frequencies 10 MHz or greater above or below the band edge, emissions shall not exceed an e.i.r.p. of -27 dBm/MHz.
(5) The above emission measurements shall be performed using a minimum resolution bandwidth of 1 MHz. A lower resolution bandwidth may be employed near the band edge, when necessary, provided the measured energy is integrated to show the total power over 1 MHz.
(6) Unwanted emissions below 1 GHz must comply with the general field strength limits set forth in Section 15.209. Further, any U-NII devices using an AC power line are required to comply also with the conducted limits set forth in Section 15.207.
(7) The provisions of Section 15.205 of this part apply to intentional radiators operating under this section.
(8) When measuring the emission limits, the nominal carrier frequency shall be adjusted as close to the upper and lower frequency band edges as the design of the equipment permits.

§15.205- Restricted Bands of Operations

(a) Except as shown in paragraph (d) of this section, only spurious emissions are permitted in any of the frequency bands listed below:

MHz	MHz	MHz	GHz
0.090 - 0.110	16.42 - 16.423	399.9 - 410	4.5 - 5.15
[1]0.495 - 0.505	16.69475 - 16.69525	608 - 614	5.35 - 5.46
2.1735 - 2.1905	16.80425 - 16.80475	960 - 1240	7.25 - 7.75
4.125 - 4.128	25.5 - 25.67	1300 - 1427	8.025 - 8.5
4.17725 - 4.17775	37.5 - 38.25	1435 - 1626.5	9.0 - 9.2
4.20725 - 4.20775	73 - 74.6	1645.5 - 1646.5	9.3 - 9.5
6.215 - 6.218	74.8 - 75.2	1660 - 1710	10.6 - 12.7
6.26775 - 6.26825	108 - 121.94	1718.8 - 1722.2	13.25 - 13.4
6.31175 - 6.31225	123 - 138	2200 - 2300	14.47 - 14.5
8.291 - 8.294	149.9 - 150.05	2310 - 2390	15.35 - 16.2
8.362 - 8.366	156.52475 - 156.52525	2483.5 - 2500	17.7 - 21.4
8.37625 - 8.38675	156.7 - 156.9	2655 - 2900	22.01 - 23.12
8.41425 - 8.41475	162.0125 - 167.17	3260 - 3267	23.6 - 24.0
12.29 - 12.293	167.72 - 173.2	3332 - 3339	31.2 - 31.8
12.51975 - 12.52025	240 - 285	3345.8 - 3358	36.43 - 36.5
12.57675 - 12.57725	322 - 335.4	3600 - 4400	([2])
13.36 - 13.41			

[1] Until February 1, 1999, this restricted band shall be 0.490-0.510 MHz.
[2] Above 38.6

(b) Except as provided in paragraphs (d) and (e), the field strength of emissions appearing within these frequency bands shall not exceed the limits shown in Section 15.209. At frequencies equal to or less than 1000 MHz, compliance with the limits in Section 15.209 shall be demonstrated using measurement instrumentation employing a CISPR quasi-peak detector. Above 1000 MHz, compliance with the emission limits in Section 15.209 shall be demonstrated based on the average value of the measured emissions. The provisions in Section 15.35 apply to these measurements.

§15.209- Radiated Emission Limits: General Requirements

FCC PART 15.209

Measuring Distance of 3 Meter		
Frequency Range (MHz)	Field Strength (Microvolts/m)	Field Strength (dBuV/m)
30-88	100	40
88-216	150	43.5
216-960	200	46
Above 960	500	54

9.2 EUT Setup

1. The radiated emission tests were performed in the 3 meter open-test site, using the setup in accordance with the ANSI C63.10: 2013
2. The EUT was put in the front of the test table. The host PC system was placed on the center of the back edge on the test table. The peripherals like modem, monitor printer, K/B, and mouse were placed on the side of the host PC system. The rear of the EUT and peripherals were placed flushed with the rear of the tabletop.
3. The keyboard was placed directly in the front of the monitor, flushed with the front tab-letop. The mouse was placed next to the Keyboard, flushed with the back of keyboard.
4. The spacing between the peripherals was 10 centimeters.
5. External I/O cables were draped along the edge of the test table and bundle when necessary.
6. The host PC system was connected with 120Vac/60Hz power source.

9.3 Measurement Procedure

1. The EUT was placed on a turn table which is 0.8m above ground plane.
2. The turn table shall rotate 360 degrees to determine the position of maximum emission level.
3. EUT is set 3m away from the receiving antenna which varied from 1m to 4m to find out the highest emissions.
4. Maximum procedure was performed on the six highest emissions to ensure EUT compliance.
5. And also, each emission was to be maximized by changing the polarization of receiving antenna both horizontal and vertical.
6. Repeat above procedures until all frequency measured were complete.

Refer to section F of KDB Document: KDB 789033 D02 General U-NII Test Procedures New Rules v02r01

9.4 Field Strength Calculation

The field strength is calculated by adding the Antenna Factor and Cable Factor and subtracting the Amplifier Gain and Duty Cycle Correction Factor (if any) from the measured reading. The basic equation with a sample calculation is as follows:

FS = RA + AF + CL - AG

Where FS = Field Strength	CL = Cable Attenuation Factor (Cable Loss)
RA = Reading Amplitude	AG = Amplifier Gain
AF = Antenna Factor	

9.5 Measurement Result

Refer to attach tabular data sheets.

NOTE:
The resolution bandwidth and video bandwidth of test receiver/spectrum analyzer is 100kHz for Peak detection (PK) and Quasi-peak detection (QP) at frequency below 1GHz. And RBW 1MHz for frequency above 1GHz.

9.5.1 Radiated Spurious Emission Measurement Result (below 1GHz)

International Standard Laboratory Corp.
Company Address:No.120,Lane 180, Hsin Ho Rd.
Lung-Tan Dist., Tao Yuan City 325, Taiwan

Date: 2024-10-15

Project Number. : 24LR0141 Temp.(℃)/RH(%) : 24/57
Test Mode : EE a mode B1&2 Tx Low Ch Tested by : Barry Lee

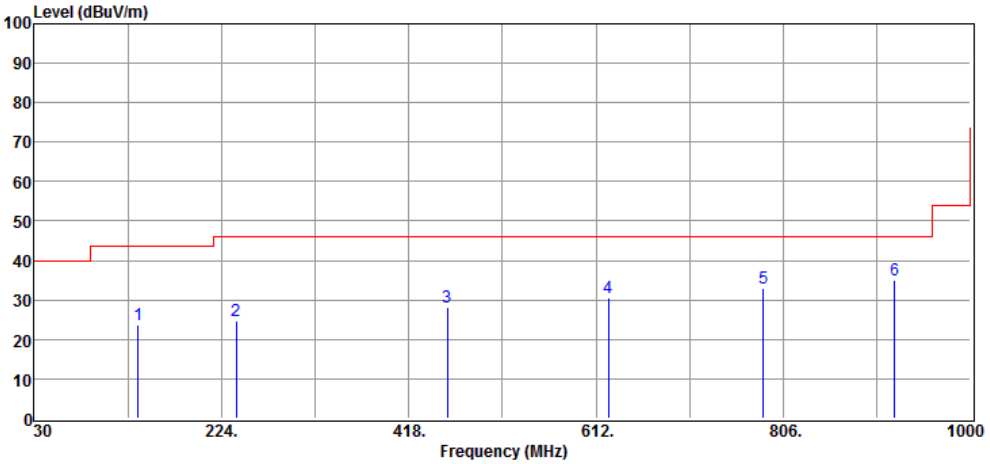

No	Freq MHz	Reading dBuV	Factor dB/m	Level dBuV/m	Limit dBuV/m	Margin dB	Remark	Pol V/H
1	137.89	33.16	-9.44	23.72	43.50	-19.78	Peak	VERTICAL
2	239.20	34.89	-10.03	24.86	46.00	-21.14	Peak	VERTICAL
3	458.23	29.71	-3.28	26.43	46.00	-19.57	Peak	VERTICAL
4	624.61	30.27	0.31	30.58	46.00	-15.42	Peak	VERTICAL
5	785.20	30.84	2.91	33.75	46.00	-12.25	Peak	VERTICAL
6	921.23	30.65	4.92	35.57	46.00	-10.43	Peak	VERTICAL

International Standard Laboratory Corp.
Company Address:No.120,Lane 180, Hsin Ho Rd.
Lung-Tan Dist., Tao Yuan City 325, Taiwan

Date: 2024-10-15

Project Number. : 24LR0141 Temp.(℃)/RH(%) : 24/57
Test Mode : EE a mode B1&2 Tx Low Ch Tested by : Barry Lee

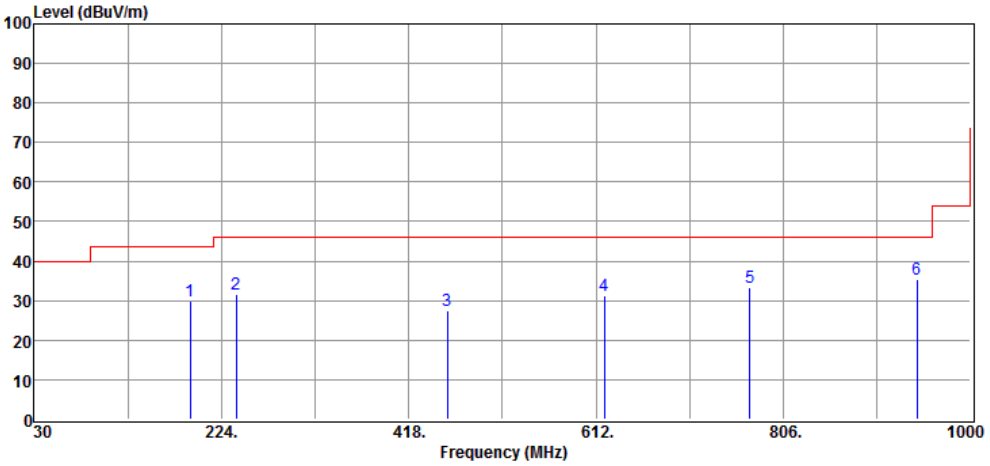

No	Freq MHz	Reading dBuV	Factor dB/m	Level dBuV/m	Limit dBuV/m	Margin dB	Remark	Pol V/H
1	192.13	41.24	-11.21	30.03	43.50	-13.47	Peak	HORIZONTAL
2	239.97	40.59	-10.03	30.56	46.00	-15.44	Peak	HORIZONTAL
3	458.09	30.00	-3.28	26.72	46.00	-19.28	Peak	HORIZONTAL
4	620.60	32.41	0.21	32.62	46.00	-13.38	Peak	HORIZONTAL
5	771.55	28.66	3.02	31.68	46.00	-14.32	Peak	HORIZONTAL
6	944.90	30.82	5.17	35.99	46.00	-10.01	Peak	HORIZONTAL

International Standard Laboratory Corp.
Company Address:No.120,Lane 180, Hsin Ho Rd.
Lung-Tan Dist., Tao Yuan City 325, Taiwan

Date: 2024-10-15

Project Number. : 24LR0141 Temp.(℃)/RH(%) : 24/57
Test Mode : CC a mode B1&2 Tx Low Ch Tested by : Barry Lee

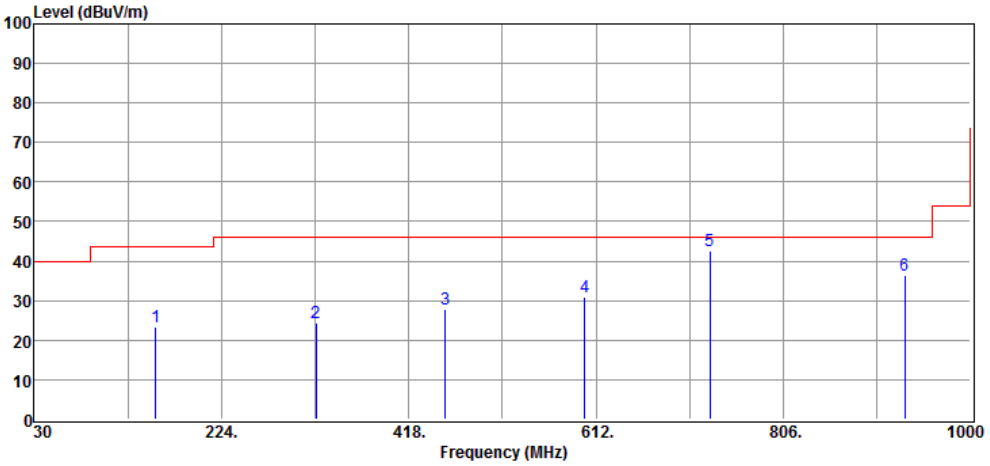

No	Freq MHz	Reading dBuV	Factor dB/m	Level dBuV/m	Limit dBuV/m	Margin dB	Remark	Pol V/H
1	156.37	31.38	-8.39	22.99	43.50	-20.51	Peak	VERTICAL
2	322.23	30.23	-6.95	23.28	46.00	-22.72	Peak	VERTICAL
3	455.93	32.60	-3.32	29.28	46.00	-16.72	Peak	VERTICAL
4	600.76	30.95	-0.28	30.67	46.00	-15.33	Peak	VERTICAL
5	729.94	38.85	2.01	40.86	46.00	-5.14	Peak	VERTICAL
6	932.22	32.06	4.99	37.05	46.00	-8.95	Peak	VERTICAL

International Standard Laboratory Corp.
Company Address:No.120,Lane 180, Hsin Ho Rd.
Lung-Tan Dist., Tao Yuan City 325, Taiwan

Date: 2024-10-15

Project Number. : 24LR0141 Temp.(℃)/RH(%) : 24/57
Test Mode : CC a mode B1&2 Tx Low Ch Tested by : Barry Lee

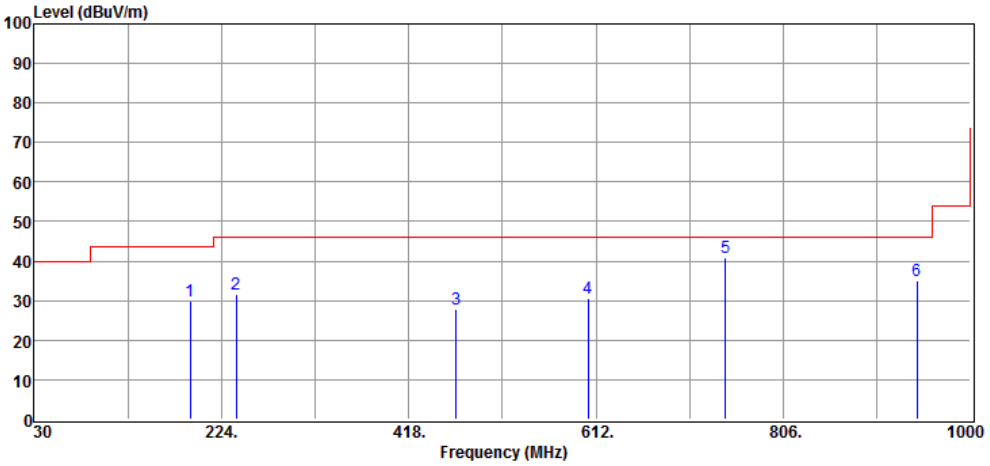

No	Freq MHz	Reading dBuV	Factor dB/m	Level dBuV/m	Limit dBuV/m	Margin dB	Remark	Pol V/H
1	191.59	40.30	-11.21	29.09	43.50	-14.41	Peak	HORIZONTAL
2	239.04	40.25	-10.03	30.22	46.00	-15.78	Peak	HORIZONTAL
3	467.71	31.48	-3.10	28.38	46.00	-17.62	Peak	HORIZONTAL
4	604.26	31.21	-0.19	31.02	46.00	-14.98	Peak	HORIZONTAL
5	745.65	39.60	2.48	42.08	46.00	-3.92	Peak	HORIZONTAL
6	944.51	30.07	5.17	35.24	46.00	-10.76	Peak	HORIZONTAL

International Standard Laboratory Corp.
Company Address:No.120,Lane 180, Hsin Ho Rd.
Lung-Tan Dist., Tao Yuan City 325, Taiwan

Date: 2024-10-15

Project Number. : 24LR0141 Temp.(℃)/RH(%) : 24/57
Test Mode : EE a mode B1&2 Tx Mid Ch Tested by : Barry Lee

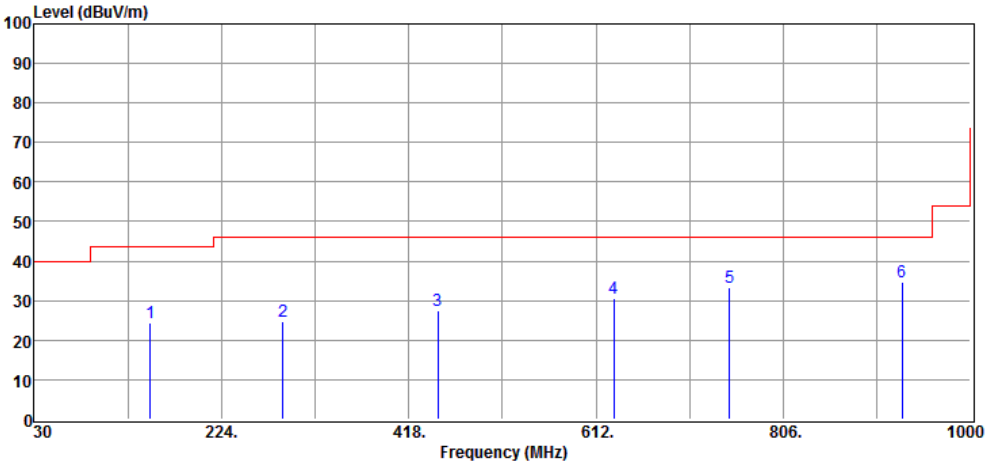

No	Freq MHz	Reading dBuV	Factor dB/m	Level dBuV/m	Limit dBuV/m	Margin dB	Remark	Pol V/H
1	150.60	34.30	-8.43	25.87	43.50	-17.63	Peak	VERTICAL
2	288.00	32.46	-7.99	24.47	46.00	-21.53	Peak	VERTICAL
3	448.38	32.99	-3.51	29.48	46.00	-16.52	Peak	VERTICAL
4	630.63	28.75	0.34	29.09	46.00	-16.91	Peak	VERTICAL
5	751.05	29.24	2.61	31.85	46.00	-14.15	Peak	VERTICAL
6	928.95	31.41	5.02	36.43	46.00	-9.57	Peak	VERTICAL

International Standard Laboratory Corp.
Company Address:No.120,Lane 180, Hsin Ho Rd.
Lung-Tan Dist., Tao Yuan City 325, Taiwan

Date: 2024-10-15

Project Number. : 24LR0141 Temp.(℃)/RH(%) : 24/57
Test Mode : EE a mode B1&2 Tx Mid Ch Tested by : Barry Lee

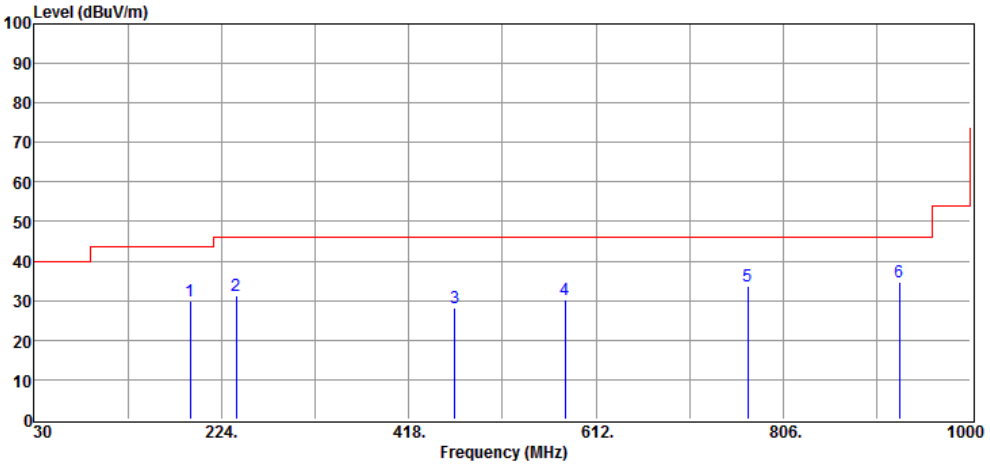

No	Freq MHz	Reading dBuV	Factor dB/m	Level dBuV/m	Limit dBuV/m	Margin dB	Remark	Pol V/H
1	191.58	41.43	-11.21	30.22	43.50	-13.28	Peak	HORIZONTAL
2	239.48	39.83	-10.03	29.80	46.00	-16.20	Peak	HORIZONTAL
3	465.36	31.52	-3.11	28.41	46.00	-17.59	Peak	HORIZONTAL
4	579.65	32.44	-0.86	31.58	46.00	-14.42	Peak	HORIZONTAL
5	769.08	29.54	3.04	32.58	46.00	-13.42	Peak	HORIZONTAL
6	926.71	30.70	5.01	35.71	46.00	-10.29	Peak	HORIZONTAL

International Standard Laboratory Corp.
Company Address:No.120,Lane 180, Hsin Ho Rd.
Lung-Tan Dist., Tao Yuan City 325, Taiwan

Date: 2024-10-15

Project Number. : 24LR0141 Temp.(℃)/RH(%) : 24/57
Test Mode : CC a mode B1&2 Tx Mid Ch Tested by : Barry Lee

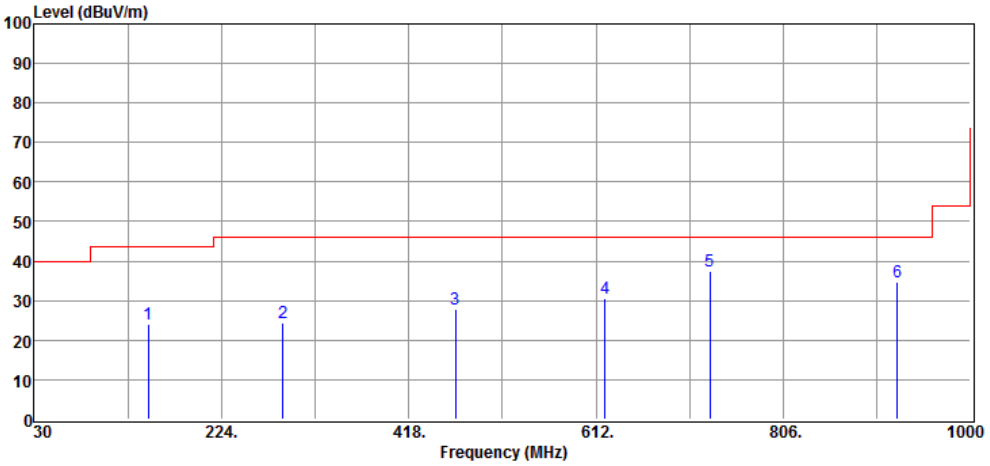

No	Freq MHz	Reading dBuV	Factor dB/m	Level dBuV/m	Limit dBuV/m	Margin dB	Remark	Pol V/H
1	148.16	33.05	-8.58	24.47	43.50	-19.03	Peak	VERTICAL
2	288.05	33.86	-7.99	25.87	46.00	-20.13	Peak	VERTICAL
3	466.75	31.16	-3.10	28.06	46.00	-17.94	Peak	VERTICAL
4	621.50	28.22	0.23	28.45	46.00	-17.55	Peak	VERTICAL
5	730.26	35.16	2.01	37.17	46.00	-8.83	Peak	VERTICAL
6	923.92	28.92	5.00	33.92	46.00	-12.08	Peak	VERTICAL

International Standard Laboratory Corp.
Company Address:No.120,Lane 180, Hsin Ho Rd.
Lung-Tan Dist., Tao Yuan City 325, Taiwan

Date: 2024-10-15

Project Number. : 24LR0141 Temp.(℃)/RH(%) : 24/57
Test Mode : CC a mode B1&2 Tx Mid Ch Tested by : Barry Lee

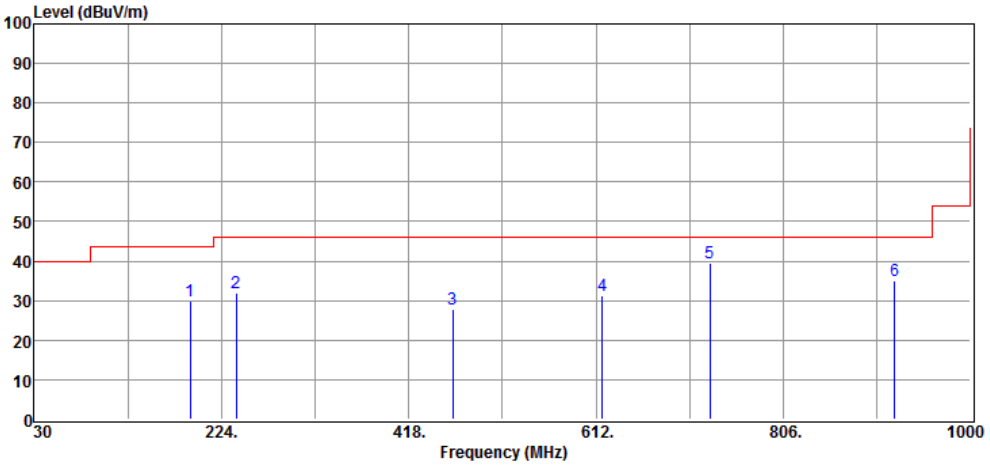

No	Freq MHz	Reading dBuV	Factor dB/m	Level dBuV/m	Limit dBuV/m	Margin dB	Remark	Pol V/H
1	192.14	42.00	-11.21	30.79	43.50	-12.71	Peak	HORIZONTAL
2	239.17	39.94	-10.03	29.91	46.00	-16.09	Peak	HORIZONTAL
3	463.90	32.49	-3.14	29.35	46.00	-16.65	Peak	HORIZONTAL
4	619.14	29.46	0.19	29.65	46.00	-16.35	Peak	HORIZONTAL
5	730.56	39.25	2.01	41.26	46.00	-4.74	Peak	HORIZONTAL
6	921.78	31.63	4.92	36.55	46.00	-9.45	Peak	HORIZONTAL

International Standard Laboratory Corp.
Company Address:No.120,Lane 180, Hsin Ho Rd.
Lung-Tan Dist., Tao Yuan City 325, Taiwan

Date: 2024-10-15

Project Number. : 24LR0141 Temp.(℃)/RH(%) : 24/57
Test Mode : EE a mode B1&2 Tx High Ch Tested by : Barry Lee

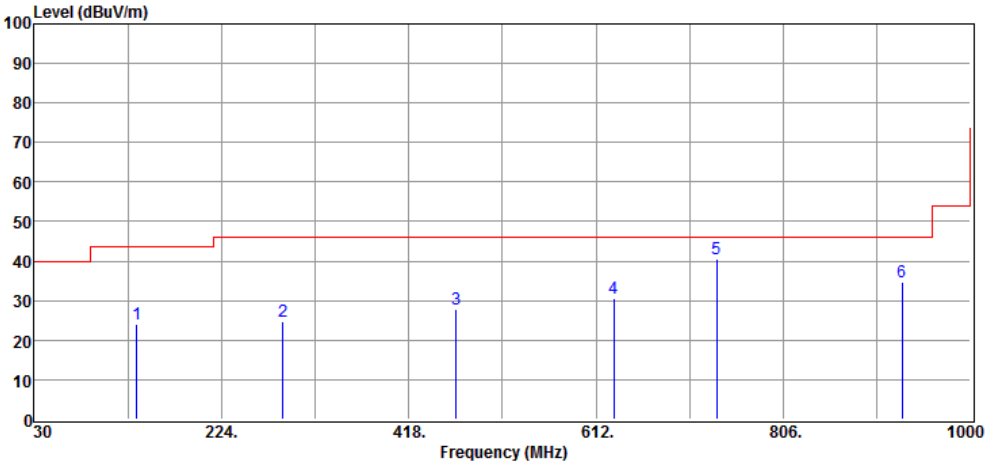

No	Freq MHz	Reading dBuV	Factor dB/m	Level dBuV/m	Limit dBuV/m	Margin dB	Remark	Pol V/H
1	136.43	34.54	-9.58	24.96	43.50	-18.54	Peak	VERTICAL
2	287.80	33.08	-7.99	25.09	46.00	-20.91	Peak	VERTICAL
3	467.52	31.49	-3.10	28.39	46.00	-17.61	Peak	VERTICAL
4	630.50	28.71	0.34	29.05	46.00	-16.95	Peak	VERTICAL
5	737.46	40.32	2.12	42.44	46.00	-3.56	Peak	VERTICAL
6	929.34	30.47	5.02	35.49	46.00	-10.51	Peak	VERTICAL

International Standard Laboratory Corp.
Company Address:No.120,Lane 180, Hsin Ho Rd.
Lung-Tan Dist., Tao Yuan City 325, Taiwan

Date: 2024-10-15

Project Number. : 24LR0141 Temp.(℃)/RH(%) : 24/57
Test Mode : EE a mode B1&2 Tx High Ch Tested by : Barry Lee

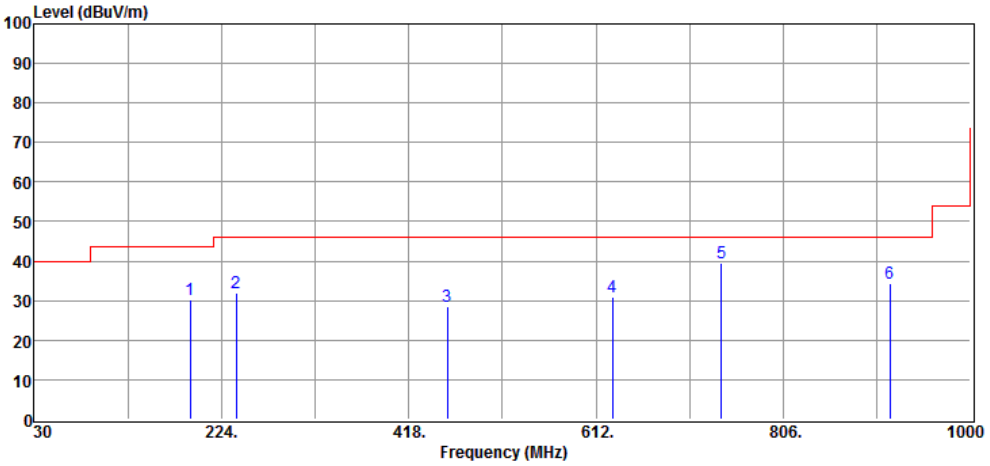

No	Freq MHz	Reading dBuV	Factor dB/m	Level dBuV/m	Limit dBuV/m	Margin dB	Remark	Pol V/H
1	192.21	40.26	-11.21	29.05	43.50	-14.45	Peak	HORIZONTAL
2	239.33	43.94	-10.03	33.91	46.00	-12.09	Peak	HORIZONTAL
3	457.82	31.80	-3.28	28.52	46.00	-17.48	Peak	HORIZONTAL
4	629.12	31.43	0.33	31.76	46.00	-14.24	Peak	HORIZONTAL
5	741.73	37.47	2.32	39.79	46.00	-6.21	Peak	HORIZONTAL
6	916.48	27.85	4.80	32.65	46.00	-13.35	Peak	HORIZONTAL

International Standard Laboratory Corp.
Company Address:No.120,Lane 180, Hsin Ho Rd.
Lung-Tan Dist., Tao Yuan City 325, Taiwan

Date: 2024-10-15

Project Number. : 24LR0141 Temp.(℃)/RH(%) : 24/57
Test Mode : CC a mode B1&2 Tx High Ch Tested by : Barry Lee

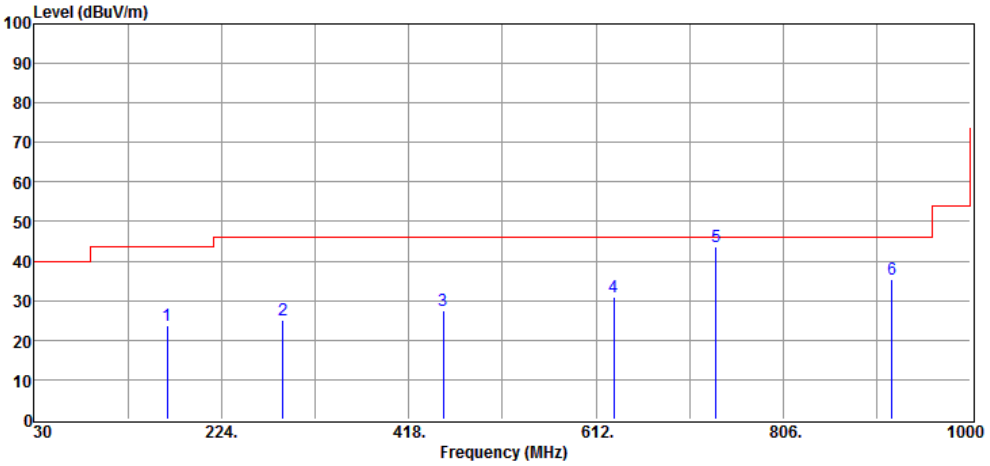

No	Freq MHz	Reading dBuV	Factor dB/m	Level dBuV/m	Limit dBuV/m	Margin dB	Remark	Pol V/H
1	168.09	33.72	-8.79	24.93	43.50	-18.57	Peak	VERTICAL
2	288.00	34.87	-7.99	26.88	46.00	-19.12	Peak	VERTICAL
3	454.09	31.93	-3.37	28.56	46.00	-17.44	Peak	VERTICAL
4	630.29	29.38	0.34	29.72	46.00	-16.28	Peak	VERTICAL
5	736.59	43.33	2.08	45.41	46.00	-0.59	Peak	VERTICAL
6	918.40	32.40	4.84	37.24	46.00	-8.76	Peak	VERTICAL

International Standard Laboratory Corp.
Company Address:No.120,Lane 180, Hsin Ho Rd.
Lung-Tan Dist., Tao Yuan City 325, Taiwan

Date: 2024-10-15

Project Number. : 24LR0141 Temp.(℃)/RH(%) : 24/57
Test Mode : CC a mode B1&2 Tx High Ch Tested by : Barry Lee

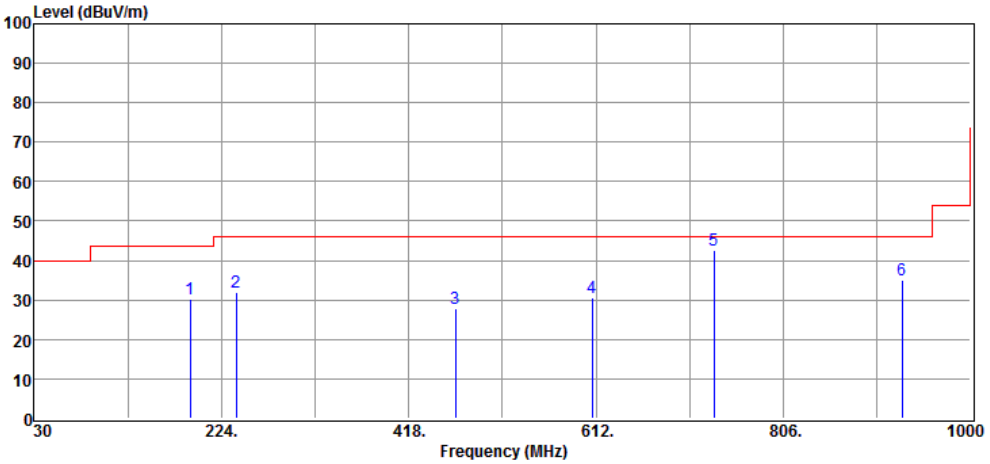

No	Freq MHz	Reading dBuV	Factor dB/m	Level dBuV/m	Limit dBuV/m	Margin dB	Remark	Pol V/H
1	192.49	41.36	-11.21	30.15	43.50	-13.35	Peak	HORIZONTAL
2	239.03	44.03	-10.03	34.00	46.00	-12.00	Peak	HORIZONTAL
3	466.31	30.18	-3.10	27.08	46.00	-18.92	Peak	HORIZONTAL
4	608.41	31.49	-0.10	31.39	46.00	-14.61	Peak	HORIZONTAL
5	734.26	42.00	2.03	44.03	46.00	-1.97	Peak	HORIZONTAL
6	929.59	31.32	5.02	36.34	46.00	-9.66	Peak	HORIZONTAL

International Standard Laboratory Corp.
Company Address:No.120,Lane 180, Hsin Ho Rd.
Lung-Tan Dist., Tao Yuan City 325, Taiwan

Date: 2024-10-15

Project Number. : 24LR0141 Temp.(℃)/RH(%) : 24/57
Test Mode : EE a mode B3 Tx Low Ch Tested by : Barry Lee

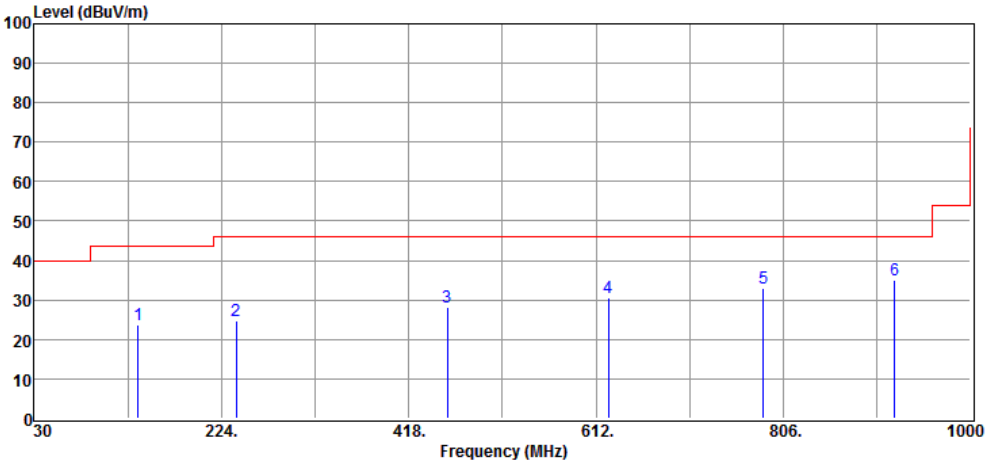

No	Freq MHz	Reading dBuV	Factor dB/m	Level dBuV/m	Limit dBuV/m	Margin dB	Remark	Pol V/H
1	137.57	31.37	-9.44	21.93	43.50	-21.57	Peak	VERTICAL
2	238.93	34.19	-10.03	24.16	46.00	-21.84	Peak	VERTICAL
3	457.42	30.53	-3.28	27.25	46.00	-18.75	Peak	VERTICAL
4	625.18	33.45	0.31	33.76	46.00	-12.24	Peak	VERTICAL
5	786.21	28.90	2.91	31.81	46.00	-14.19	Peak	VERTICAL
6	920.90	29.40	4.92	34.32	46.00	-11.68	Peak	VERTICAL

International Standard Laboratory Corp.
Company Address:No.120,Lane 180, Hsin Ho Rd.
Lung-Tan Dist., Tao Yuan City 325, Taiwan

Date: 2024-10-15

Project Number. : 24LR0141 Temp.(℃)/RH(%) : 24/57
Test Mode : EE a mode B3 Tx Low Ch Tested by : Barry Lee

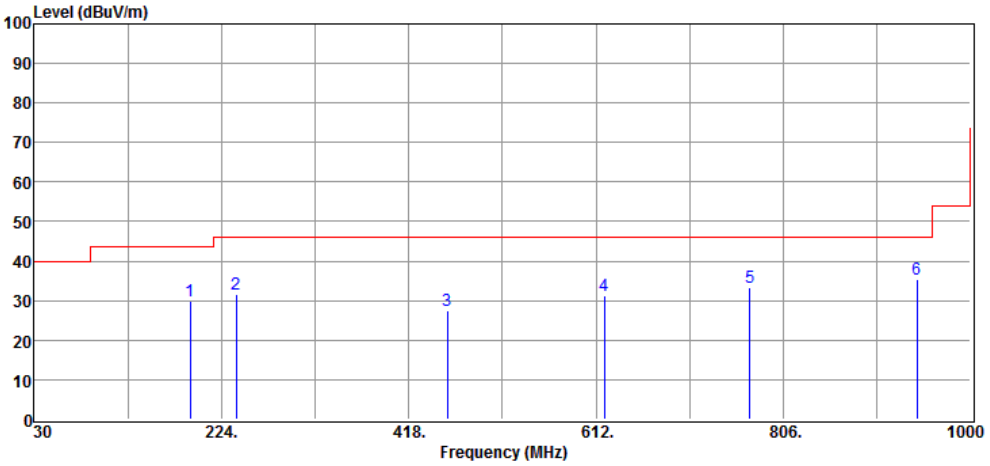

No	Freq MHz	Reading dBuV	Factor dB/m	Level dBuV/m	Limit dBuV/m	Margin dB	Remark	Pol V/H
1	192.53	42.52	-11.21	31.31	43.50	-12.19	Peak	HORIZONTAL
2	240.38	40.25	-10.03	30.22	46.00	-15.78	Peak	HORIZONTAL
3	458.59	30.07	-3.28	26.79	46.00	-19.21	Peak	HORIZONTAL
4	620.68	29.23	0.21	29.44	46.00	-16.56	Peak	HORIZONTAL
5	770.44	30.33	3.02	33.35	46.00	-12.65	Peak	HORIZONTAL
6	944.61	29.91	5.17	35.08	46.00	-10.92	Peak	HORIZONTAL

International Standard Laboratory Corp.
Company Address:No.120,Lane 180, Hsin Ho Rd.
Lung-Tan Dist., Tao Yuan City 325, Taiwan

Date: 2024-10-15

Project Number. : 24LR0141 Temp.(℃)/RH(%) : 24/57
Test Mode : CC a mode B3 Tx Low Ch Tested by : Barry Lee

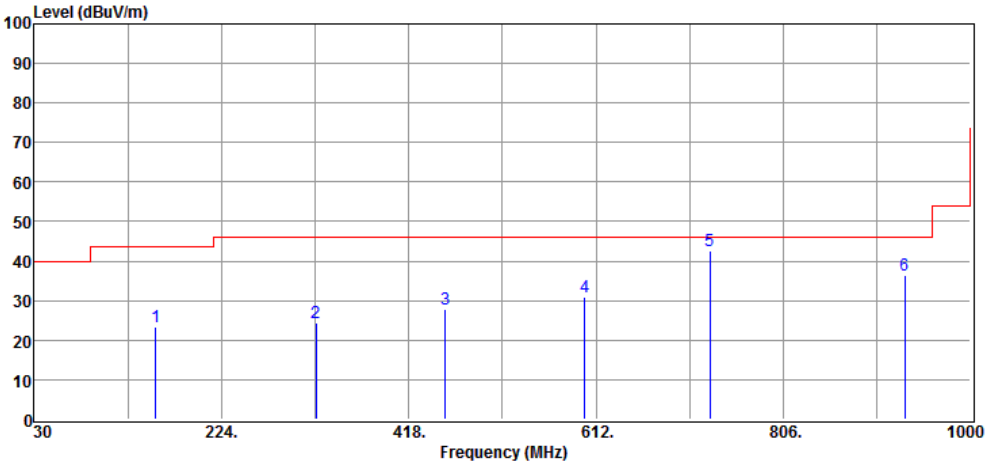

No	Freq MHz	Reading dBuV	Factor dB/m	Level dBuV/m	Limit dBuV/m	Margin dB	Remark	Pol V/H
1	156.76	33.32	-8.39	24.93	43.50	-18.57	Peak	VERTICAL
2	322.12	30.32	-6.95	23.37	46.00	-22.63	Peak	VERTICAL
3	456.37	32.88	-3.32	29.56	46.00	-16.44	Peak	VERTICAL
4	600.54	30.44	-0.28	30.16	46.00	-15.84	Peak	VERTICAL
5	730.33	42.17	2.01	44.18	46.00	-1.82	Peak	VERTICAL
6	932.44	32.04	4.99	37.03	46.00	-8.97	Peak	VERTICAL

International Standard Laboratory Corp.
Company Address:No.120,Lane 180, Hsin Ho Rd.
Lung-Tan Dist., Tao Yuan City 325, Taiwan

Date: 2024-10-15

Project Number. : 24LR0141 Temp.(℃)/RH(%) : 24/57
Test Mode : CC a mode B3 Tx Low Ch Tested by : Barry Lee

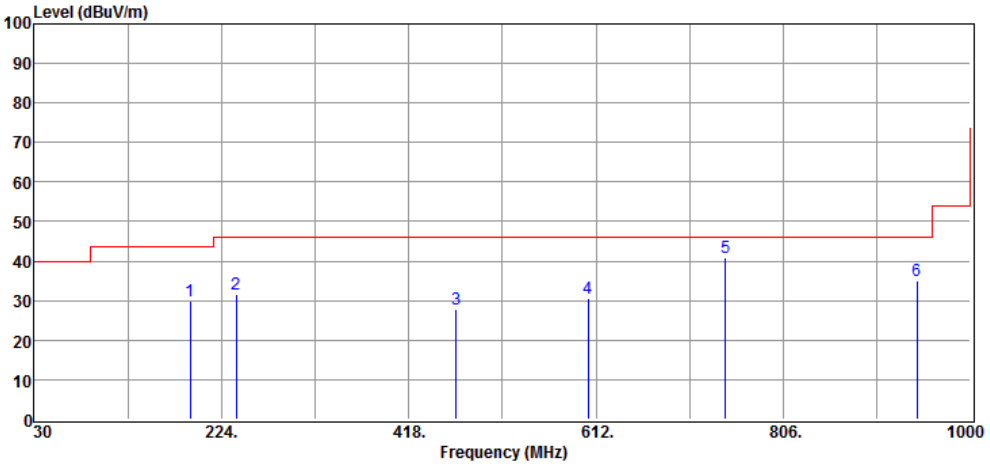

No	Freq MHz	Reading dBuV	Factor dB/m	Level dBuV/m	Limit dBuV/m	Margin dB	Remark	Pol V/H
1	192.89	38.53	-11.21	27.32	43.50	-16.18	Peak	HORIZONTAL
2	239.96	41.38	-10.03	31.35	46.00	-14.65	Peak	HORIZONTAL
3	468.03	31.22	-3.10	28.12	46.00	-17.88	Peak	HORIZONTAL
4	604.88	30.17	-0.19	29.98	46.00	-16.02	Peak	HORIZONTAL
5	745.36	34.77	2.48	37.25	46.00	-8.75	Peak	HORIZONTAL
6	944.78	27.04	5.17	32.21	46.00	-13.79	Peak	HORIZONTAL

International Standard Laboratory Corp.
Company Address:No.120,Lane 180, Hsin Ho Rd.
Lung-Tan Dist., Tao Yuan City 325, Taiwan

Date: 2024-10-15

Project Number. : 24LR0141 Temp.(℃)/RH(%) : 24/57
Test Mode : EE a mode B3 Tx Mid Ch Tested by : Barry Lee

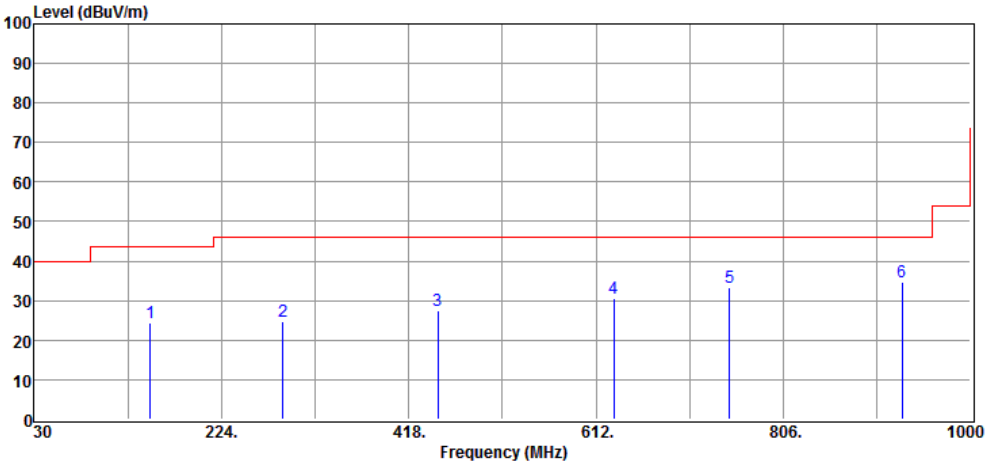

No	Freq MHz	Reading dBuV	Factor dB/m	Level dBuV/m	Limit dBuV/m	Margin dB	Remark	Pol V/H
1	149.89	33.77	-8.43	25.34	43.50	-18.16	Peak	VERTICAL
2	287.86	32.37	-7.99	24.38	46.00	-21.62	Peak	VERTICAL
3	447.67	29.94	-3.51	26.43	46.00	-19.57	Peak	VERTICAL
4	630.22	30.35	0.34	30.69	46.00	-15.31	Peak	VERTICAL
5	751.19	31.03	2.61	33.64	46.00	-12.36	Peak	VERTICAL
6	929.77	29.50	5.02	34.52	46.00	-11.48	Peak	VERTICAL

International Standard Laboratory Corp.
Company Address:No.120,Lane 180, Hsin Ho Rd.
Lung-Tan Dist., Tao Yuan City 325, Taiwan

Date: 2024-10-15

Project Number. : 24LR0141 Temp.(℃)/RH(%) : 24/57
Test Mode : EE a mode B3 Tx Mid Ch Tested by : Barry Lee

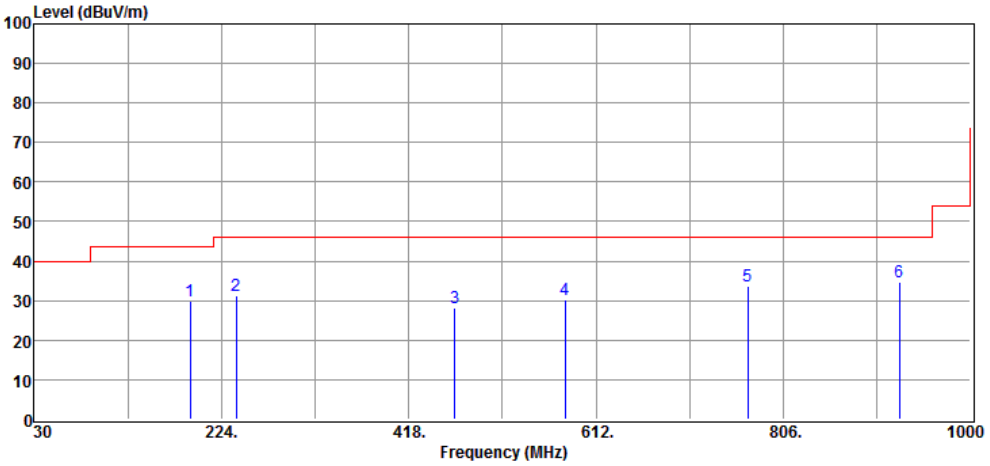

No	Freq MHz	Reading dBuV	Factor dB/m	Level dBuV/m	Limit dBuV/m	Margin dB	Remark	Pol V/H
1	191.61	43.41	-11.21	32.20	43.50	-11.30	Peak	HORIZONTAL
2	238.81	40.12	-10.03	30.09	46.00	-15.91	Peak	HORIZONTAL
3	465.72	32.54	-3.11	29.43	46.00	-16.57	Peak	HORIZONTAL
4	580.38	31.07	-0.86	30.21	46.00	-15.79	Peak	HORIZONTAL
5	768.78	30.43	3.04	33.47	46.00	-12.53	Peak	HORIZONTAL
6	926.43	30.44	5.01	35.45	46.00	-10.55	Peak	HORIZONTAL

International Standard Laboratory Corp.
Company Address:No.120,Lane 180, Hsin Ho Rd.
Lung-Tan Dist., Tao Yuan City 325, Taiwan

Date: 2024-10-15

Project Number. : 24LR0141 Temp.(℃)/RH(%) : 24/57
Test Mode : CC a mode B3 Tx Mid Ch Tested by : Barry Lee

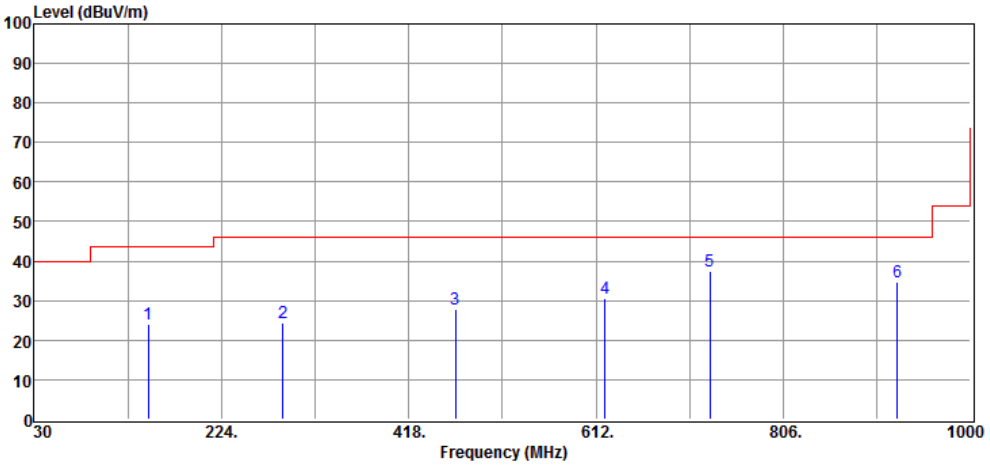

No	Freq MHz	Reading dBuV	Factor dB/m	Level dBuV/m	Limit dBuV/m	Margin dB	Remark	Pol V/H
1	148.38	30.49	-8.58	21.91	43.50	-21.59	Peak	VERTICAL
2	287.29	33.10	-7.99	25.11	46.00	-20.89	Peak	VERTICAL
3	466.31	32.49	-3.10	29.39	46.00	-16.61	Peak	VERTICAL
4	621.87	30.94	0.23	31.17	46.00	-14.83	Peak	VERTICAL
5	729.86	37.25	2.01	39.26	46.00	-6.74	Peak	VERTICAL
6	924.85	31.73	5.00	36.73	46.00	-9.27	Peak	VERTICAL

International Standard Laboratory Corp.
Company Address:No.120,Lane 180, Hsin Ho Rd.
Lung-Tan Dist., Tao Yuan City 325, Taiwan

Date: 2024-10-15

Project Number. : 24LR0141 Temp.(℃)/RH(%) : 24/57
Test Mode : CC a mode B3 Tx Mid Ch Tested by : Barry Lee

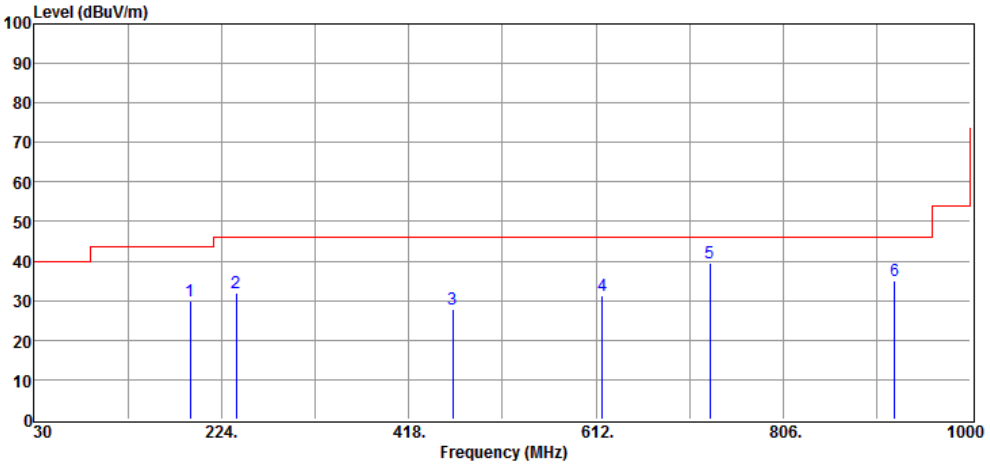

No	Freq MHz	Reading dBuV	Factor dB/m	Level dBuV/m	Limit dBuV/m	Margin dB	Remark	Pol V/H
1	191.50	39.64	-11.21	28.43	43.50	-15.07	Peak	HORIZONTAL
2	240.17	39.46	-10.03	29.43	46.00	-16.57	Peak	HORIZONTAL
3	463.76	32.40	-3.14	29.26	46.00	-16.74	Peak	HORIZONTAL
4	619.09	30.05	0.19	30.24	46.00	-15.76	Peak	HORIZONTAL
5	730.15	37.53	2.01	39.54	46.00	-6.46	Peak	HORIZONTAL
6	921.57	27.93	4.92	32.85	46.00	-13.15	Peak	HORIZONTAL

International Standard Laboratory Corp.
Company Address:No.120,Lane 180, Hsin Ho Rd.
Lung-Tan Dist., Tao Yuan City 325, Taiwan

Date: 2024-10-15

Project Number. : 24LR0141 Temp.(℃)/RH(%) : 24/57
Test Mode : EE a mode B3 Tx High Ch Tested by : Barry Lee

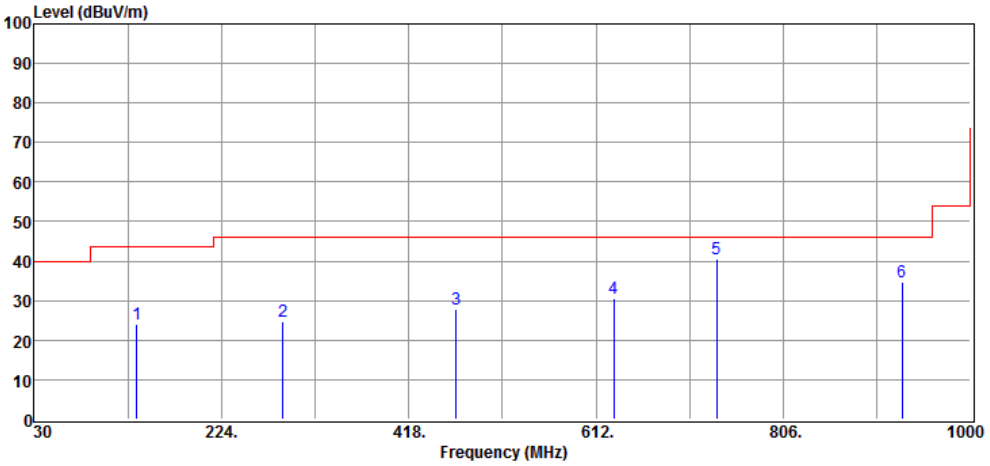

No	Freq MHz	Reading dBuV	Factor dB/m	Level dBuV/m	Limit dBuV/m	Margin dB	Remark	Pol V/H
1	136.66	33.56	-9.58	23.98	43.50	-19.52	Peak	VERTICAL
2	287.30	35.44	-7.99	27.45	46.00	-18.55	Peak	VERTICAL
3	466.99	31.49	-3.10	28.39	46.00	-17.61	Peak	VERTICAL
4	630.67	28.00	0.34	28.34	46.00	-17.66	Peak	VERTICAL
5	737.81	35.66	2.12	37.78	46.00	-8.22	Peak	VERTICAL
6	929.66	26.69	5.02	31.71	46.00	-14.29	Peak	VERTICAL

International Standard Laboratory Corp.
Company Address:No.120,Lane 180, Hsin Ho Rd.
Lung-Tan Dist., Tao Yuan City 325, Taiwan

Date: 2024-10-15

Project Number. : 24LR0141 Temp.(℃)/RH(%) : 24/57
Test Mode : EE a mode B3 Tx High Ch Tested by : Barry Lee

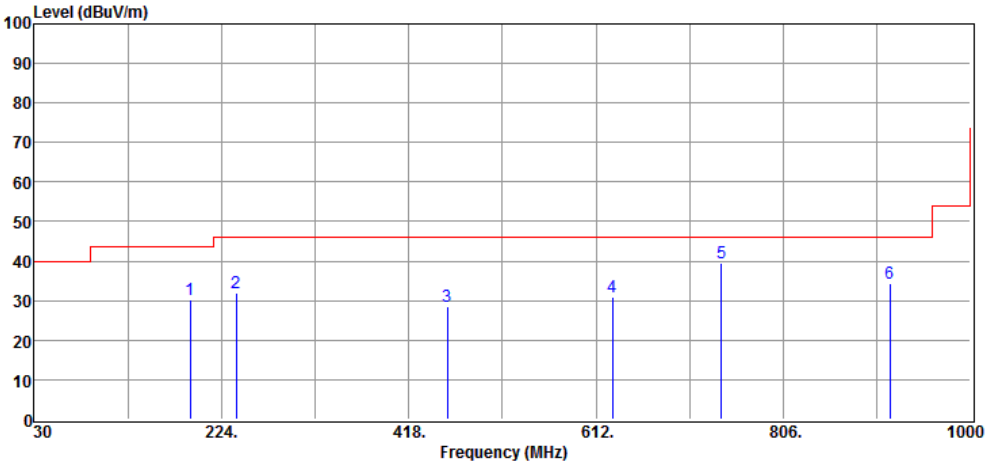

No	Freq MHz	Reading dBuV	Factor dB/m	Level dBuV/m	Limit dBuV/m	Margin dB	Remark	Pol V/H
1	192.64	44.96	-11.21	33.75	43.50	-9.75	Peak	HORIZONTAL
2	239.62	41.38	-10.03	31.35	46.00	-14.65	Peak	HORIZONTAL
3	457.94	32.62	-3.28	29.34	46.00	-16.66	Peak	HORIZONTAL
4	629.26	32.08	0.33	32.41	46.00	-13.59	Peak	HORIZONTAL
5	742.34	38.26	2.32	40.58	46.00	-5.42	Peak	HORIZONTAL
6	916.38	31.14	4.80	35.94	46.00	-10.06	Peak	HORIZONTAL

International Standard Laboratory Corp.
Company Address:No.120,Lane 180, Hsin Ho Rd.
Lung-Tan Dist., Tao Yuan City 325, Taiwan

Date: 2024-10-15

Project Number. : 24LR0141 Temp.(℃)/RH(%) : 24/57
Test Mode : CC a mode B3 Tx High Ch Tested by : Barry Lee

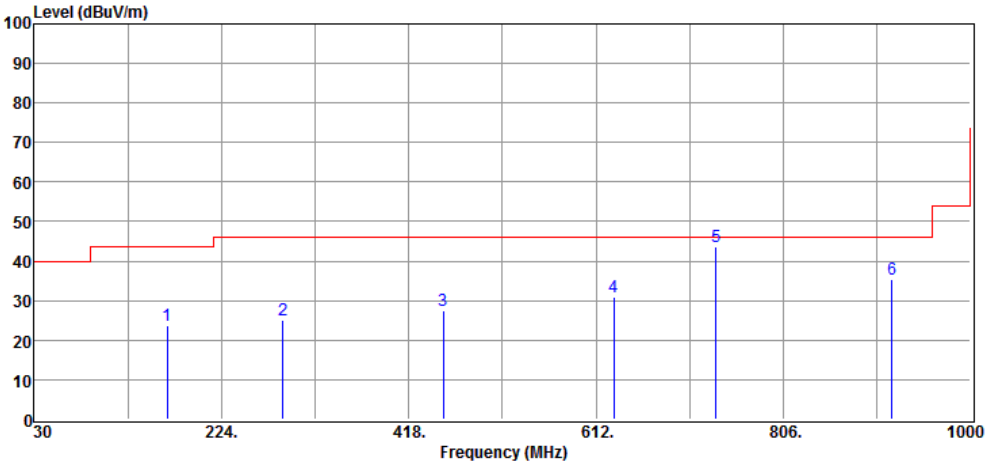

No	Freq MHz	Reading dBuV	Factor dB/m	Level dBuV/m	Limit dBuV/m	Margin dB	Remark	Pol V/H
1	167.50	35.40	-8.79	26.61	43.50	-16.89	Peak	VERTICAL
2	288.33	31.04	-7.99	23.05	46.00	-22.95	Peak	VERTICAL
3	454.21	33.54	-3.37	30.17	46.00	-15.83	Peak	VERTICAL
4	630.22	28.10	0.34	28.44	46.00	-17.56	Peak	VERTICAL
5	736.23	37.76	2.08	39.84	46.00	-6.16	Peak	VERTICAL
6	918.07	31.45	4.84	36.29	46.00	-9.71	Peak	VERTICAL

International Standard Laboratory Corp.
Company Address:No.120,Lane 180, Hsin Ho Rd.
Lung-Tan Dist., Tao Yuan City 325, Taiwan

Date: 2024-10-15

Project Number. : 24LR0141 Temp.(℃)/RH(%) : 24/57
Test Mode : CC a mode B3 Tx High Ch Tested by : Barry Lee

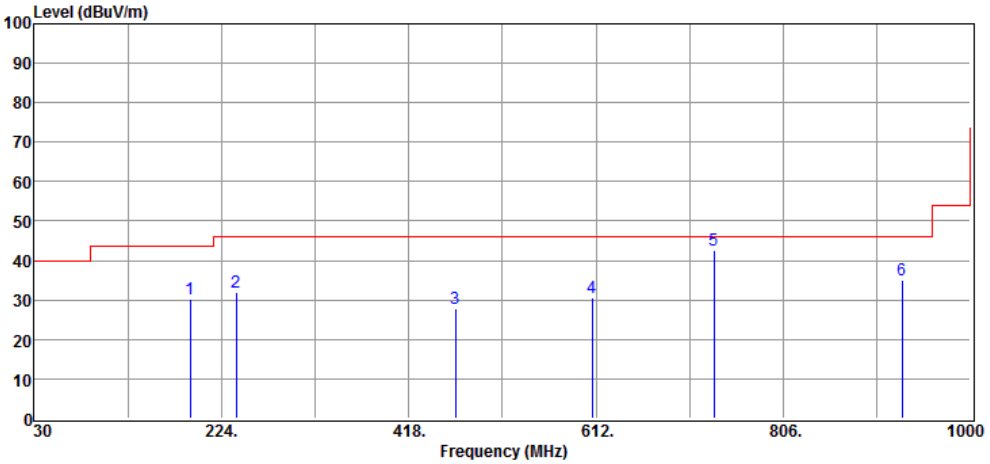

No	Freq MHz	Reading dBuV	Factor dB/m	Level dBuV/m	Limit dBuV/m	Margin dB	Remark	Pol V/H
1	192.04	38.08	-11.21	26.87	43.50	-16.63	Peak	HORIZONTAL
2	239.39	40.40	-10.03	30.37	46.00	-15.63	Peak	HORIZONTAL
3	466.19	27.27	-3.10	24.17	46.00	-21.83	Peak	HORIZONTAL
4	607.93	30.85	-0.10	30.75	46.00	-15.25	Peak	HORIZONTAL
5	734.68	38.55	2.03	40.58	46.00	-5.42	Peak	HORIZONTAL
6	928.67	29.91	5.02	34.93	46.00	-11.07	Peak	HORIZONTAL

International Standard Laboratory Corp.
Company Address:No.120,Lane 180, Hsin Ho Rd.
Lung-Tan Dist., Tao Yuan City 325, Taiwan

Date: 2024-10-15

Project Number. : 24LR0141 Temp.(℃)/RH(%) : 24/57
Test Mode : EE a mode B4 Tx Low Ch Tested by : Barry Lee

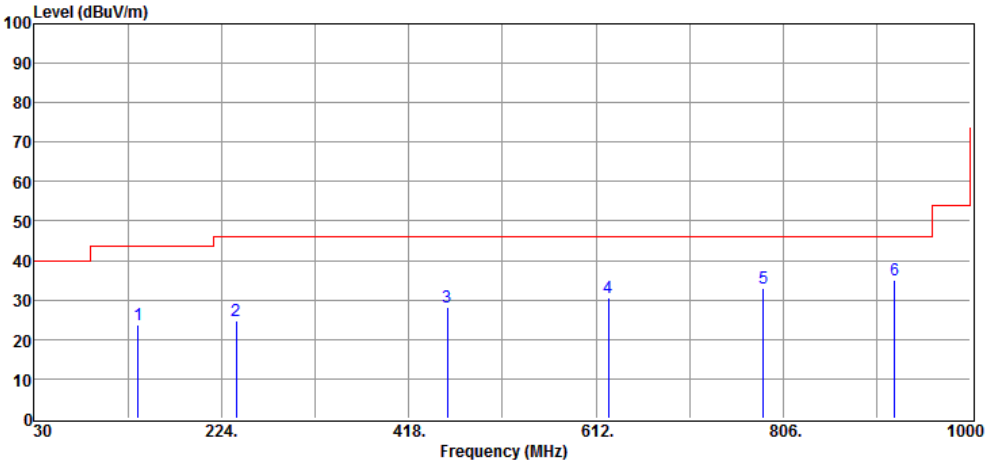

No	Freq MHz	Reading dBuV	Factor dB/m	Level dBuV/m	Limit dBuV/m	Margin dB	Remark	Pol V/H
1	138.50	32.84	-9.44	23.40	43.50	-20.10	Peak	VERTICAL
2	239.36	35.53	-10.03	25.50	46.00	-20.50	Peak	VERTICAL
3	457.83	30.57	-3.28	27.29	46.00	-18.71	Peak	VERTICAL
4	625.24	29.38	0.31	29.69	46.00	-16.31	Peak	VERTICAL
5	785.51	30.77	2.91	33.68	46.00	-12.32	Peak	VERTICAL
6	921.74	32.28	4.92	37.20	46.00	-8.80	Peak	VERTICAL

International Standard Laboratory Corp.
Company Address:No.120,Lane 180, Hsin Ho Rd.
Lung-Tan Dist., Tao Yuan City 325, Taiwan

Date: 2024-10-15

Project Number. : 24LR0141 Temp.(℃)/RH(%) : 24/57
Test Mode : EE a mode B4 Tx Low Ch Tested by : Barry Lee

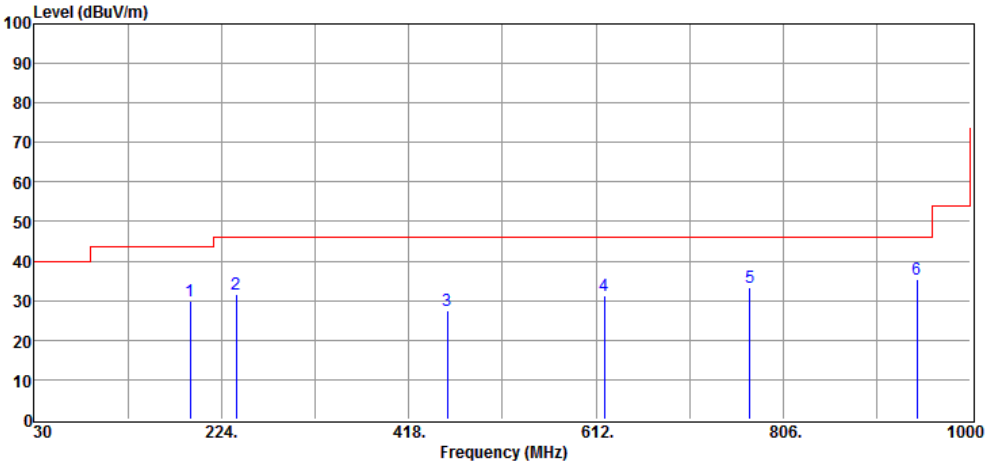

No	Freq MHz	Reading dBuV	Factor dB/m	Level dBuV/m	Limit dBuV/m	Margin dB	Remark	Pol V/H
1	192.22	41.57	-11.21	30.36	43.50	-13.14	Peak	HORIZONTAL
2	240.03	38.73	-10.03	28.70	46.00	-17.30	Peak	HORIZONTAL
3	457.88	30.75	-3.28	27.47	46.00	-18.53	Peak	HORIZONTAL
4	621.05	32.31	0.21	32.52	46.00	-13.48	Peak	HORIZONTAL
5	770.56	31.62	3.02	34.64	46.00	-11.36	Peak	HORIZONTAL
6	944.46	29.78	5.17	34.95	46.00	-11.05	Peak	HORIZONTAL

International Standard Laboratory Corp.
Company Address:No.120,Lane 180, Hsin Ho Rd.
Lung-Tan Dist., Tao Yuan City 325, Taiwan

Date: 2024-10-15

Project Number. : 24LR0141 Temp.(℃)/RH(%) : 24/57
Test Mode : CC a mode B4 Tx Low Ch Tested by : Barry Lee

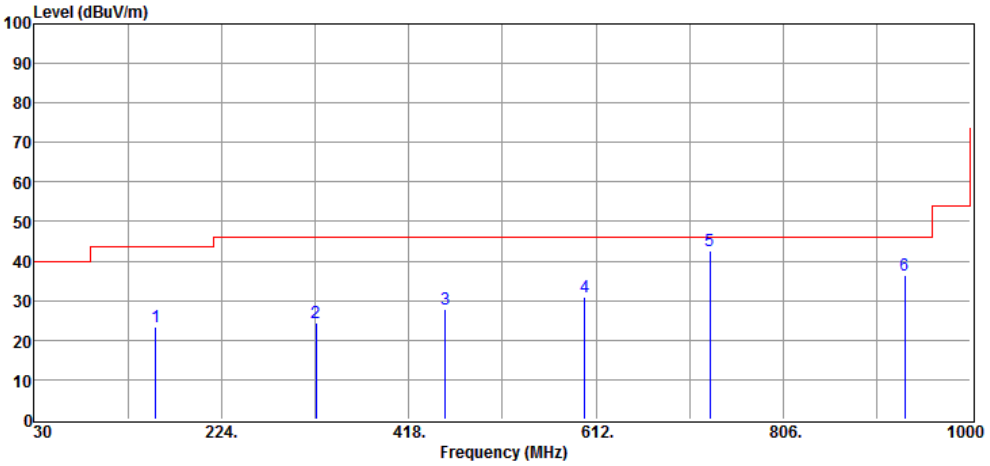

No	Freq MHz	Reading dBuV	Factor dB/m	Level dBuV/m	Limit dBuV/m	Margin dB	Remark	Pol V/H
1	156.22	31.04	-8.39	22.65	43.50	-20.85	Peak	VERTICAL
2	322.25	34.00	-6.95	27.05	46.00	-18.95	Peak	VERTICAL
3	455.29	32.61	-3.32	29.29	46.00	-16.71	Peak	VERTICAL
4	600.68	33.22	-0.28	32.94	46.00	-13.06	Peak	VERTICAL
5	730.77	39.10	2.01	41.11	46.00	-4.89	Peak	VERTICAL
6	931.76	31.32	4.99	36.31	46.00	-9.69	Peak	VERTICAL

International Standard Laboratory Corp.
Company Address:No.120,Lane 180, Hsin Ho Rd.
Lung-Tan Dist., Tao Yuan City 325, Taiwan

Date: 2024-10-15

Project Number. : 24LR0141 Temp.(℃)/RH(%) : 24/57
Test Mode : CC a mode B4 Tx Low Ch Tested by : Barry Lee

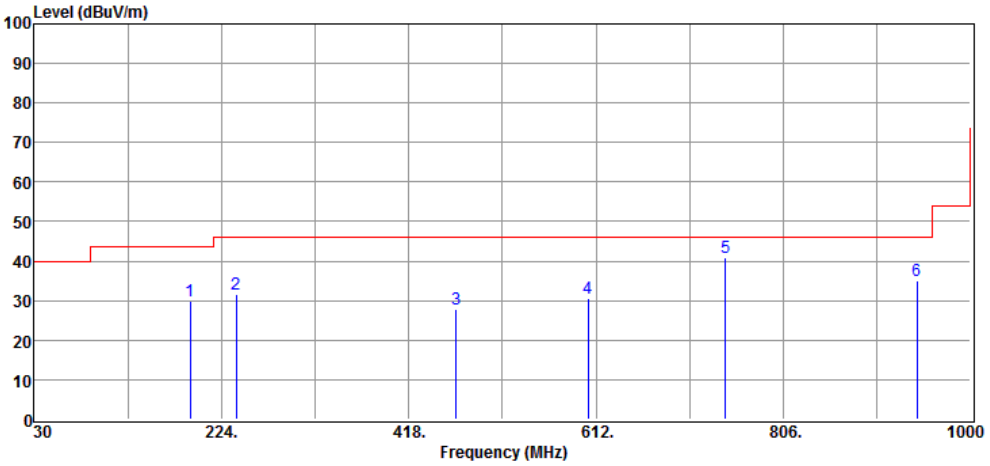

No	Freq MHz	Reading dBuV	Factor dB/m	Level dBuV/m	Limit dBuV/m	Margin dB	Remark	Pol V/H
1	191.59	39.29	-11.21	28.08	43.50	-15.42	Peak	HORIZONTAL
2	238.93	43.90	-10.03	33.87	46.00	-12.13	Peak	HORIZONTAL
3	466.87	31.66	-3.10	28.56	46.00	-17.44	Peak	HORIZONTAL
4	604.80	32.70	-0.19	32.51	46.00	-13.49	Peak	HORIZONTAL
5	746.00	39.30	2.48	41.78	46.00	-4.22	Peak	HORIZONTAL
6	944.93	33.45	5.17	38.62	46.00	-7.38	Peak	HORIZONTAL

International Standard Laboratory Corp.
Company Address:No.120,Lane 180, Hsin Ho Rd.
Lung-Tan Dist., Tao Yuan City 325, Taiwan

Date: 2024-10-15

Project Number. : 24LR0141 Temp.(℃)/RH(%) : 24/57
Test Mode : EE a mode B4 Tx Mid Ch Tested by : Barry Lee

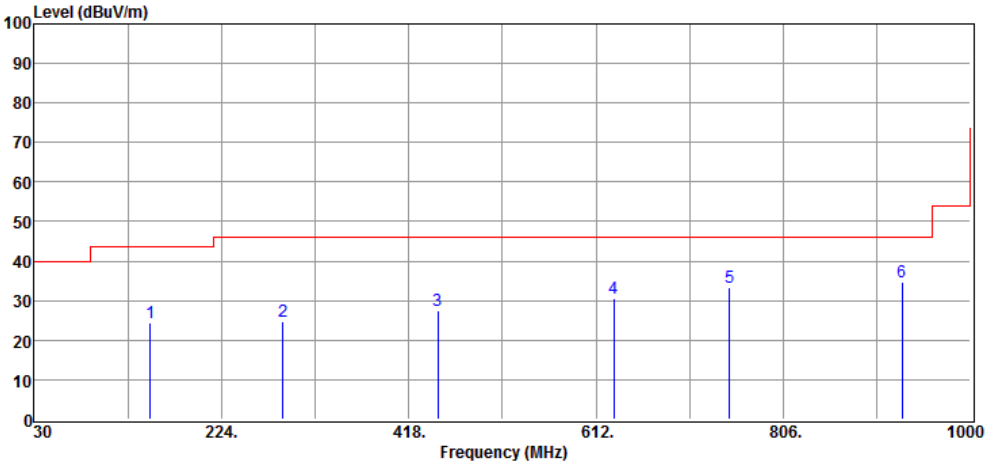

No	Freq MHz	Reading dBuV	Factor dB/m	Level dBuV/m	Limit dBuV/m	Margin dB	Remark	Pol V/H
1	150.72	31.75	-8.43	23.32	43.50	-20.18	Peak	VERTICAL
2	288.97	31.79	-7.99	23.80	46.00	-22.20	Peak	VERTICAL
3	447.50	30.51	-3.51	27.00	46.00	-19.00	Peak	VERTICAL
4	630.71	31.70	0.34	32.04	46.00	-13.96	Peak	VERTICAL
5	751.17	29.44	2.61	32.05	46.00	-13.95	Peak	VERTICAL
6	928.92	28.87	5.02	33.89	46.00	-12.11	Peak	VERTICAL

International Standard Laboratory Corp.
Company Address:No.120,Lane 180, Hsin Ho Rd.
Lung-Tan Dist., Tao Yuan City 325, Taiwan

Date: 2024-10-15

Project Number. : 24LR0141 Temp.(℃)/RH(%) : 24/57
Test Mode : EE a mode B4 Tx Mid Ch Tested by : Barry Lee

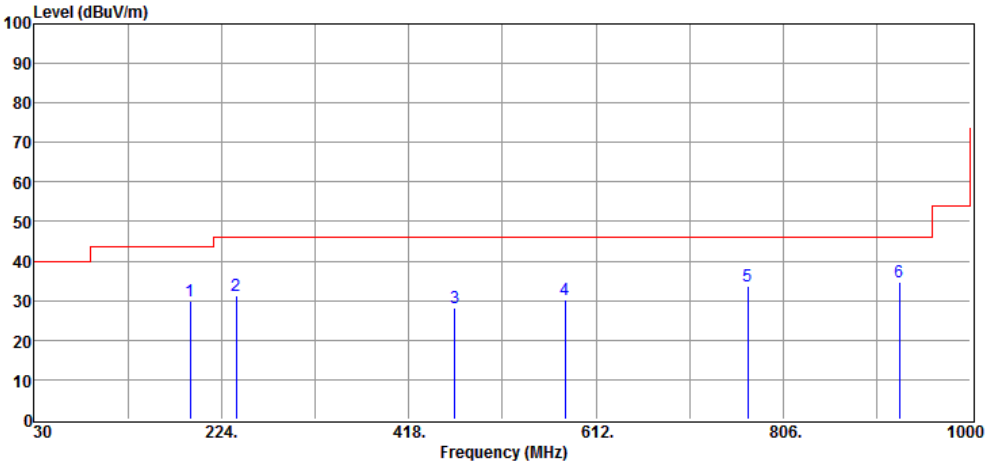

No	Freq MHz	Reading dBuV	Factor dB/m	Level dBuV/m	Limit dBuV/m	Margin dB	Remark	Pol V/H
1	191.69	41.93	-11.21	30.72	43.50	-12.78	Peak	HORIZONTAL
2	239.86	41.82	-10.03	31.79	46.00	-14.21	Peak	HORIZONTAL
3	466.29	32.46	-3.11	29.35	46.00	-16.65	Peak	HORIZONTAL
4	580.20	32.73	-0.86	31.87	46.00	-14.13	Peak	HORIZONTAL
5	769.29	32.13	3.04	35.17	46.00	-10.83	Peak	HORIZONTAL
6	926.84	30.77	5.01	35.78	46.00	-10.22	Peak	HORIZONTAL

International Standard Laboratory Corp.
Company Address:No.120,Lane 180, Hsin Ho Rd.
Lung-Tan Dist., Tao Yuan City 325, Taiwan

Date: 2024-10-15

Project Number. : 24LR0141 Temp.(℃)/RH(%) : 24/57
Test Mode : CC a mode B4 Tx Mid Ch Tested by : Barry Lee

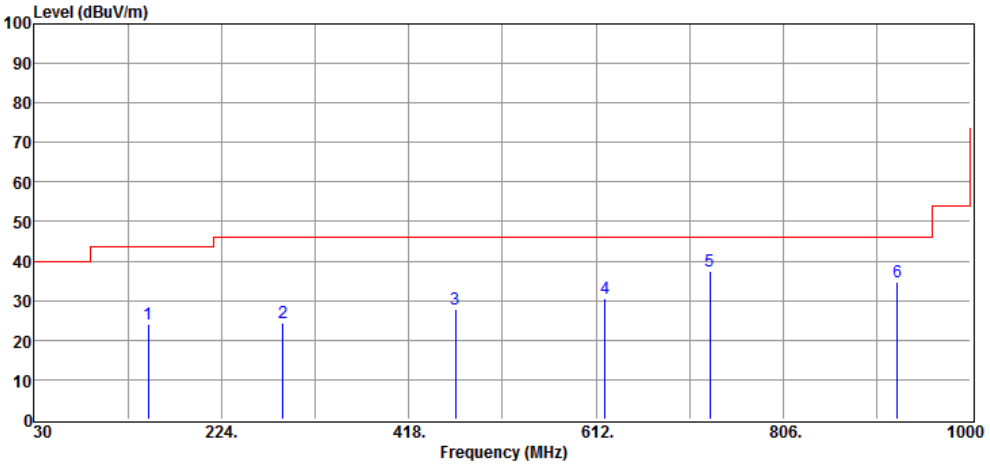

No	Freq MHz	Reading dBuV	Factor dB/m	Level dBuV/m	Limit dBuV/m	Margin dB	Remark	Pol V/H
1	148.89	31.22	-8.58	22.64	43.50	-20.86	Peak	VERTICAL
2	288.17	33.10	-7.99	25.11	46.00	-20.89	Peak	VERTICAL
3	466.89	29.89	-3.10	26.79	46.00	-19.21	Peak	VERTICAL
4	621.47	31.53	0.23	31.76	46.00	-14.24	Peak	VERTICAL
5	730.08	35.51	2.01	37.52	46.00	-8.48	Peak	VERTICAL
6	923.45	28.32	5.00	33.32	46.00	-12.68	Peak	VERTICAL

International Standard Laboratory Corp.
Company Address:No.120,Lane 180, Hsin Ho Rd.
Lung-Tan Dist., Tao Yuan City 325, Taiwan

Date: 2024-10-15

Project Number. : 24LR0141 Temp.(℃)/RH(%) : 24/57
Test Mode : CC a mode B4 Tx Mid Ch Tested by : Barry Lee

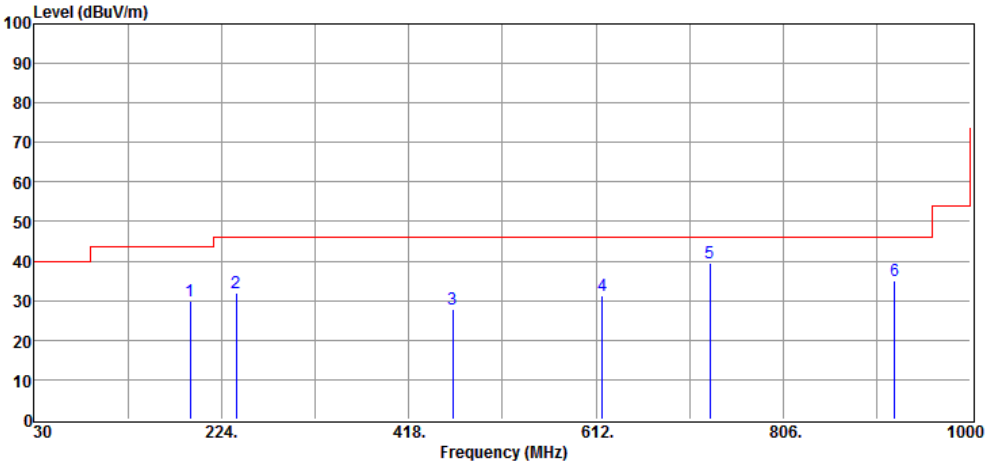

No	Freq MHz	Reading dBuV	Factor dB/m	Level dBuV/m	Limit dBuV/m	Margin dB	Remark	Pol V/H
1	191.91	40.80	-11.21	29.59	43.50	-13.91	Peak	HORIZONTAL
2	239.75	39.85	-10.03	29.82	46.00	-16.18	Peak	HORIZONTAL
3	463.70	28.13	-3.14	24.99	46.00	-21.01	Peak	HORIZONTAL
4	618.95	27.24	0.19	27.43	46.00	-18.57	Peak	HORIZONTAL
5	730.13	37.44	2.01	39.45	46.00	-6.55	Peak	HORIZONTAL
6	921.61	30.30	4.92	35.22	46.00	-10.78	Peak	HORIZONTAL

International Standard Laboratory Corp.
Company Address:No.120,Lane 180, Hsin Ho Rd.
Lung-Tan Dist., Tao Yuan City 325, Taiwan

Date: 2024-10-15

Project Number. : 24LR0141 Temp.(℃)/RH(%) : 24/57
Test Mode : EE a mode B4 Tx High Ch Tested by : Barry Lee

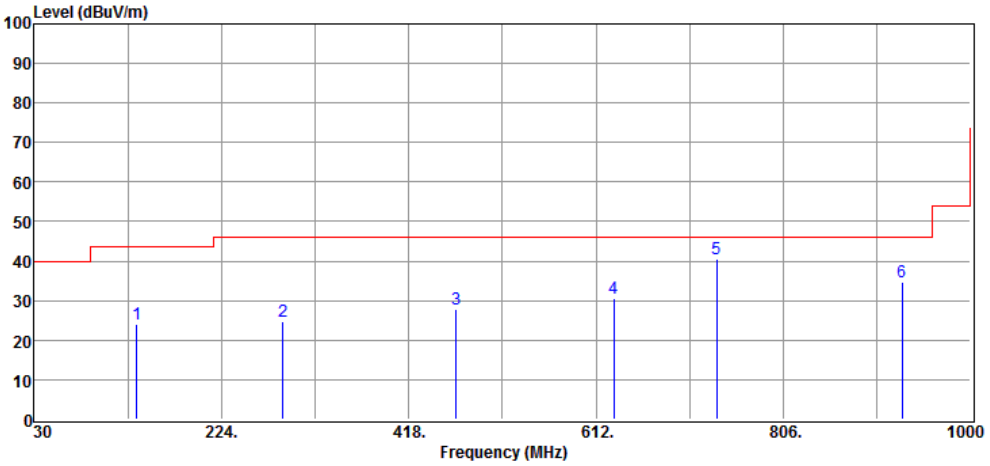

No	Freq MHz	Reading dBuV	Factor dB/m	Level dBuV/m	Limit dBuV/m	Margin dB	Remark	Pol V/H
1	136.85	33.13	-9.58	23.55	43.50	-19.95	Peak	VERTICAL
2	288.54	31.81	-7.99	23.82	46.00	-22.18	Peak	VERTICAL
3	467.93	34.11	-3.10	31.01	46.00	-14.99	Peak	VERTICAL
4	630.31	33.12	0.34	33.46	46.00	-12.54	Peak	VERTICAL
5	736.80	36.94	2.12	39.06	46.00	-6.94	Peak	VERTICAL
6	929.18	30.01	5.02	35.03	46.00	-10.97	Peak	VERTICAL

International Standard Laboratory Corp.
Company Address:No.120,Lane 180, Hsin Ho Rd.
Lung-Tan Dist., Tao Yuan City 325, Taiwan

Date: 2024-10-15

Project Number. : 24LR0141 Temp.(℃)/RH(%) : 24/57
Test Mode : EE a mode B4 Tx High Ch Tested by : Barry Lee

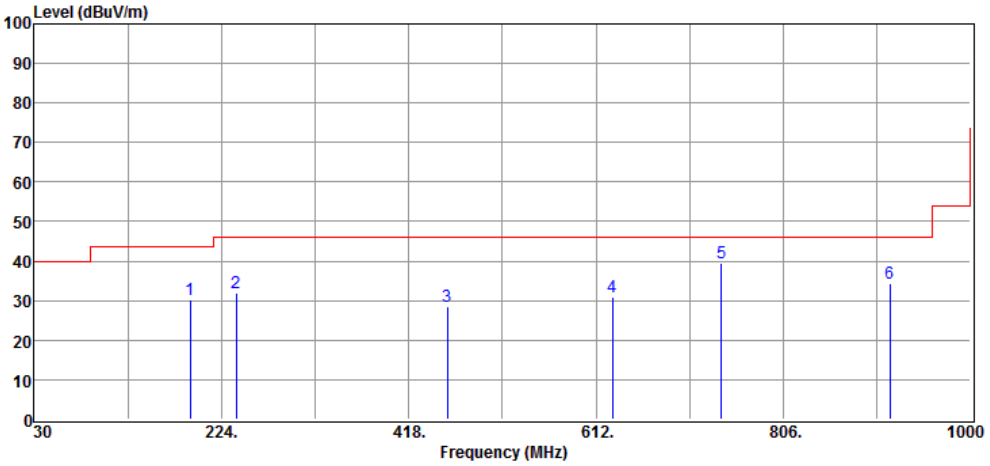

No	Freq MHz	Reading dBuV	Factor dB/m	Level dBuV/m	Limit dBuV/m	Margin dB	Remark	Pol V/H
1	192.09	42.05	-11.21	30.84	43.50	-12.66	Peak	HORIZONTAL
2	240.13	42.53	-10.03	32.50	46.00	-13.50	Peak	HORIZONTAL
3	458.11	31.04	-3.28	27.76	46.00	-18.24	Peak	HORIZONTAL
4	629.27	28.04	0.33	28.37	46.00	-17.63	Peak	HORIZONTAL
5	741.95	39.13	2.32	41.45	46.00	-4.55	Peak	HORIZONTAL
6	916.97	25.90	4.80	30.70	46.00	-15.30	Peak	HORIZONTAL

International Standard Laboratory Corp.
Company Address:No.120,Lane 180, Hsin Ho Rd.
Lung-Tan Dist., Tao Yuan City 325, Taiwan

Date: 2024-10-15

Project Number. : 24LR0141 Temp.(℃)/RH(%) : 24/57
Test Mode : CC a mode B4 Tx High Ch Tested by : Barry Lee

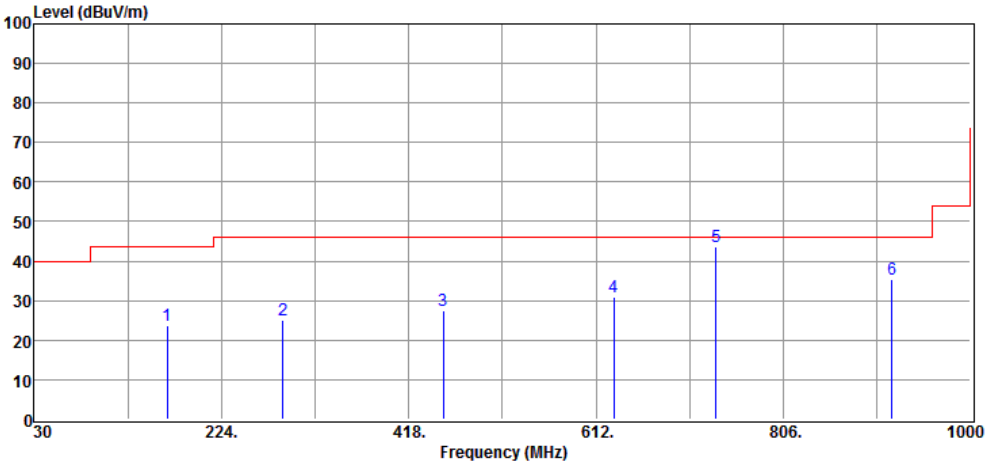

No	Freq MHz	Reading dBuV	Factor dB/m	Level dBuV/m	Limit dBuV/m	Margin dB	Remark	Pol V/H
1	168.42	34.44	-8.79	25.65	43.50	-17.85	Peak	VERTICAL
2	288.43	30.81	-7.99	22.82	46.00	-23.18	Peak	VERTICAL
3	453.49	29.53	-3.37	26.16	46.00	-19.84	Peak	VERTICAL
4	630.30	28.48	0.34	28.82	46.00	-17.18	Peak	VERTICAL
5	736.50	39.99	2.08	42.07	46.00	-3.93	Peak	VERTICAL
6	918.48	33.29	4.84	38.13	46.00	-7.87	Peak	VERTICAL

International Standard Laboratory Corp.
Company Address:No.120,Lane 180, Hsin Ho Rd.
Lung-Tan Dist., Tao Yuan City 325, Taiwan

Date: 2024-10-15

Project Number. : 24LR0141 Temp.(℃)/RH(%) : 24/57
Test Mode : CC a mode B4 Tx High Ch Tested by : Barry Lee

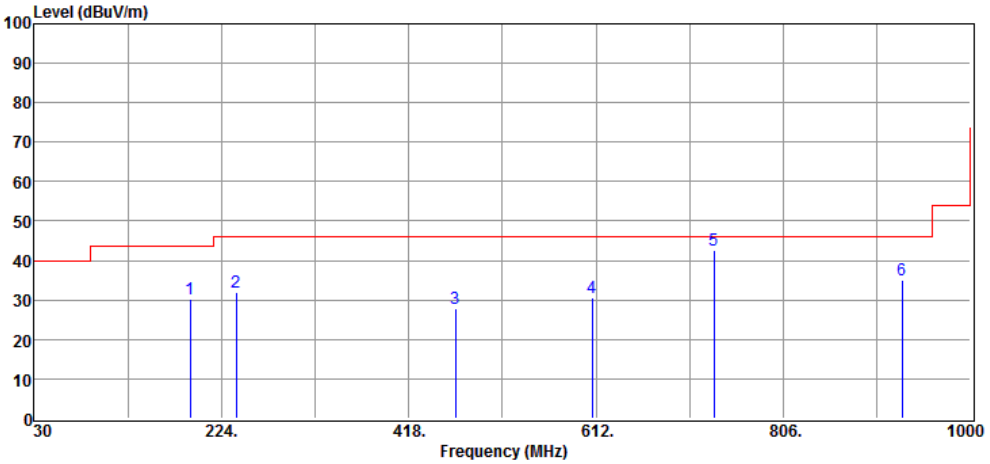

No	Freq MHz	Reading dBuV	Factor dB/m	Level dBuV/m	Limit dBuV/m	Margin dB	Remark	Pol V/H
1	192.52	40.56	-11.21	29.35	43.50	-14.15	Peak	HORIZONTAL
2	239.57	40.44	-10.03	30.41	46.00	-15.59	Peak	HORIZONTAL
3	466.37	33.53	-3.10	30.43	46.00	-15.57	Peak	HORIZONTAL
4	609.03	28.27	-0.10	28.17	46.00	-17.83	Peak	HORIZONTAL
5	733.88	40.55	2.03	42.58	46.00	-3.42	Peak	HORIZONTAL
6	928.98	30.62	5.02	35.64	46.00	-10.36	Peak	HORIZONTAL

International Standard Laboratory Corp.
Company Address:No.120,Lane 180, Hsin Ho Rd.
Lung-Tan Dist., Tao Yuan City 325, Taiwan

Date: 2024-10-15

Project Number. : 24LR0141 Temp.(℃)/RH(%) : 24/57
Test Mode : EE a mode Straddle Ch Tested by : Barry Lee

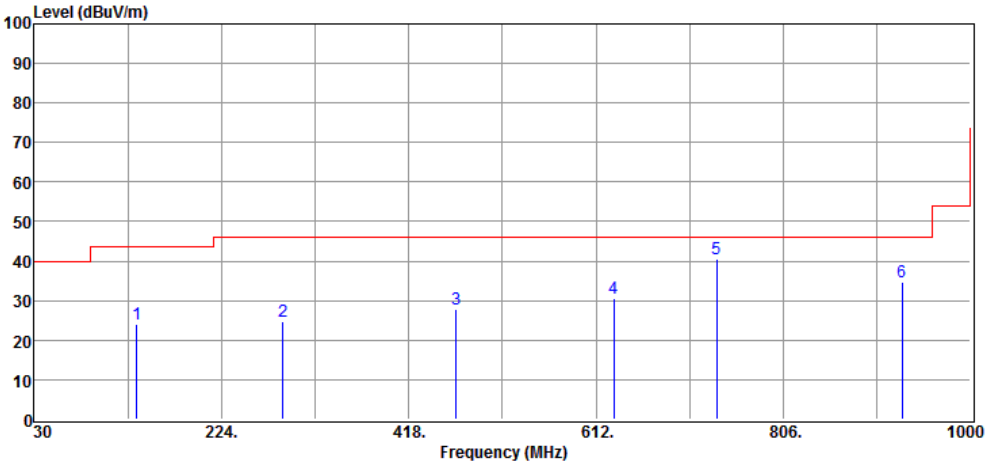

No	Freq MHz	Reading dBuV	Factor dB/m	Level dBuV/m	Limit dBuV/m	Margin dB	Remark	Pol V/H
1	137.27	34.08	-9.58	24.50	43.50	-19.00	Peak	VERTICAL
2	288.13	32.10	-7.99	24.11	46.00	-21.89	Peak	VERTICAL
3	468.03	34.38	-3.10	31.28	46.00	-14.72	Peak	VERTICAL
4	630.06	30.12	0.34	30.46	46.00	-15.54	Peak	VERTICAL
5	737.09	38.72	2.12	40.84	46.00	-5.16	Peak	VERTICAL
6	929.07	30.98	5.02	36.00	46.00	-10.00	Peak	VERTICAL

International Standard Laboratory Corp.
Company Address:No.120,Lane 180, Hsin Ho Rd.
Lung-Tan Dist., Tao Yuan City 325, Taiwan

Date: 2024-10-15

Project Number. : 24LR0141 Temp.(℃)/RH(%) : 24/57
Test Mode : EE a mode Straddle Ch Tested by : Barry Lee

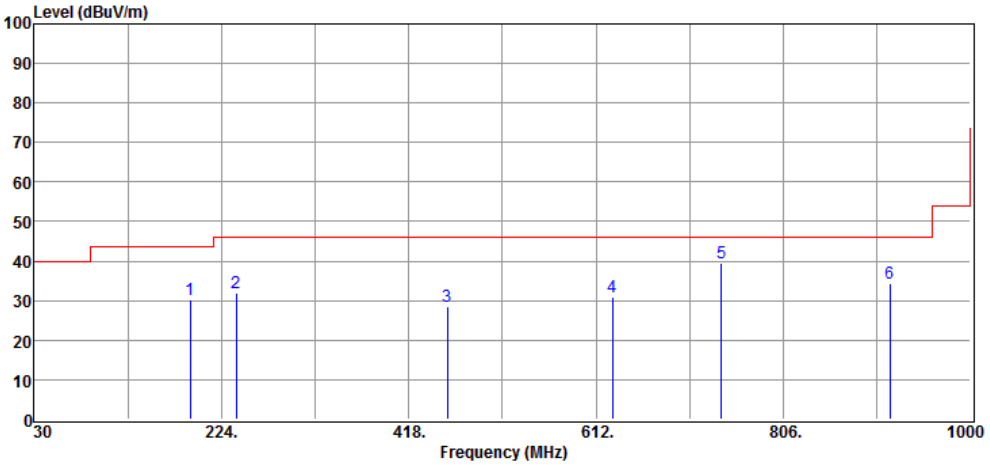

No	Freq MHz	Reading dBuV	Factor dB/m	Level dBuV/m	Limit dBuV/m	Margin dB	Remark	Pol V/H
1	192.70	42.17	-11.21	30.96	43.50	-12.54	Peak	HORIZONTAL
2	239.64	44.55	-10.03	34.52	46.00	-11.48	Peak	HORIZONTAL
3	457.91	31.35	-3.28	28.07	46.00	-17.93	Peak	HORIZONTAL
4	629.17	29.59	0.33	29.92	46.00	-16.08	Peak	HORIZONTAL
5	741.88	37.09	2.32	39.41	46.00	-6.59	Peak	HORIZONTAL
6	916.66	27.95	4.80	32.75	46.00	-13.25	Peak	HORIZONTAL

International Standard Laboratory Corp.
Company Address:No.120,Lane 180, Hsin Ho Rd.
Lung-Tan Dist., Tao Yuan City 325, Taiwan

Date: 2024-10-15

Project Number. : 24LR0141 Temp.(℃)/RH(%) : 24/57
Test Mode : CC a mode Straddle Ch Tested by : Barry Lee

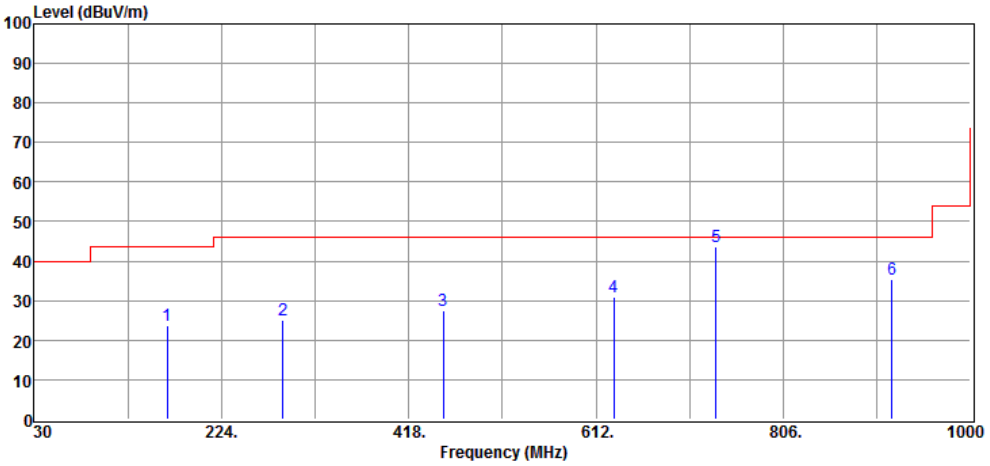

No	Freq MHz	Reading dBuV	Factor dB/m	Level dBuV/m	Limit dBuV/m	Margin dB	Remark	Pol V/H
1	168.10	31.25	-8.79	22.46	43.50	-21.04	Peak	VERTICAL
2	288.29	31.87	-7.99	23.88	46.00	-22.12	Peak	VERTICAL
3	453.11	29.98	-3.37	26.61	46.00	-19.39	Peak	VERTICAL
4	630.69	29.05	0.34	29.39	46.00	-16.61	Peak	VERTICAL
5	735.87	40.55	2.08	42.63	46.00	-3.37	Peak	VERTICAL
6	918.68	29.35	4.84	34.19	46.00	-11.81	Peak	VERTICAL

International Standard Laboratory Corp.
Company Address:No.120,Lane 180, Hsin Ho Rd.
Lung-Tan Dist., Tao Yuan City 325, Taiwan

Date: 2024-10-15

Project Number. : 24LR0141 Temp.(℃)/RH(%) : 24/57
Test Mode : CC a mode Straddle Ch Tested by : Barry Lee

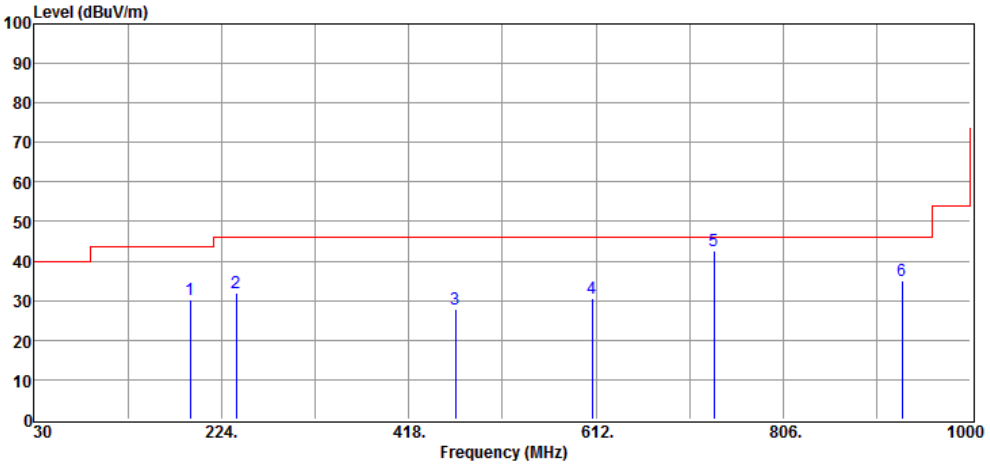

No	Freq MHz	Reading dBuV	Factor dB/m	Level dBuV/m	Limit dBuV/m	Margin dB	Remark	Pol V/H
1	192.56	39.48	-11.21	28.27	43.50	-15.23	Peak	HORIZONTAL
2	240.40	42.89	-10.03	32.86	46.00	-13.14	Peak	HORIZONTAL
3	466.25	33.51	-3.10	30.41	46.00	-15.59	Peak	HORIZONTAL
4	608.55	30.33	-0.10	30.23	46.00	-15.77	Peak	HORIZONTAL
5	733.66	41.15	2.03	43.18	46.00	-2.82	Peak	HORIZONTAL
6	928.61	29.19	5.02	34.21	46.00	-11.79	Peak	HORIZONTAL

International Standard Laboratory Corp.
Company Address:No.120,Lane 180, Hsin Ho Rd.
Lung-Tan Dist., Tao Yuan City 325, Taiwan

Date: 2024-10-15

Project Number. : 24LR0141 Temp.(℃)/RH(%) : 24/57
Test Mode : EE HT20 B1&2 Tx Low Ch Tested by : Barry Lee

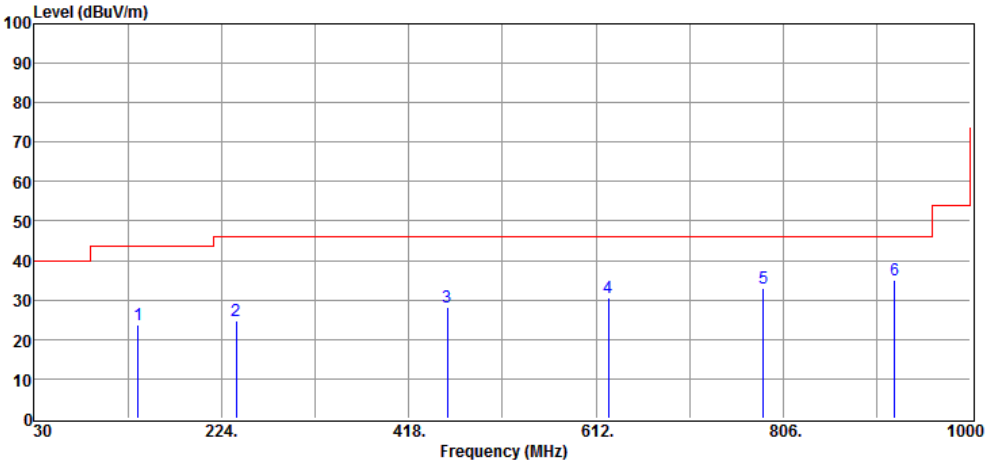

No	Freq MHz	Reading dBuV	Factor dB/m	Level dBuV/m	Limit dBuV/m	Margin dB	Remark	Pol V/H
1	137.50	32.55	-9.44	23.11	43.50	-20.39	Peak	VERTICAL
2	239.33	35.66	-10.03	25.63	46.00	-20.37	Peak	VERTICAL
3	457.52	31.43	-3.28	28.15	46.00	-17.85	Peak	VERTICAL
4	624.40	31.14	0.31	31.45	46.00	-14.55	Peak	VERTICAL
5	785.62	30.47	2.91	33.38	46.00	-12.62	Peak	VERTICAL
6	921.09	31.61	4.92	36.53	46.00	-9.47	Peak	VERTICAL

International Standard Laboratory Corp.
Company Address:No.120,Lane 180, Hsin Ho Rd.
Lung-Tan Dist., Tao Yuan City 325, Taiwan

Date: 2024-10-15

Project Number. : 24LR0141 Temp.(℃)/RH(%) : 24/57
Test Mode : EE HT20 B1&2 Tx Low Ch Tested by : Barry Lee

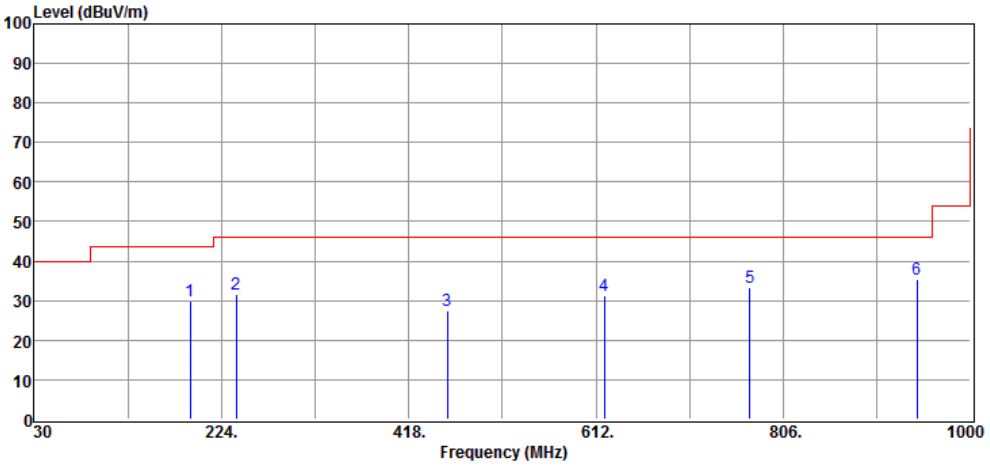

No	Freq MHz	Reading dBuV	Factor dB/m	Level dBuV/m	Limit dBuV/m	Margin dB	Remark	Pol V/H
1	192.49	42.69	-11.21	31.48	43.50	-12.02	Peak	HORIZONTAL
2	239.45	41.46	-10.03	31.43	46.00	-14.57	Peak	HORIZONTAL
3	457.84	31.92	-3.28	28.64	46.00	-17.36	Peak	HORIZONTAL
4	620.46	30.90	0.21	31.11	46.00	-14.89	Peak	HORIZONTAL
5	771.03	30.14	3.02	33.16	46.00	-12.84	Peak	HORIZONTAL
6	944.93	31.29	5.17	36.46	46.00	-9.54	Peak	HORIZONTAL

International Standard Laboratory Corp.
Company Address:No.120,Lane 180, Hsin Ho Rd.
Lung-Tan Dist., Tao Yuan City 325, Taiwan

Date: 2024-10-15

Project Number. : 24LR0141 Temp.(℃)/RH(%) : 24/57
Test Mode : CC HT20 B1&2 Tx Low Ch Tested by : Barry Lee

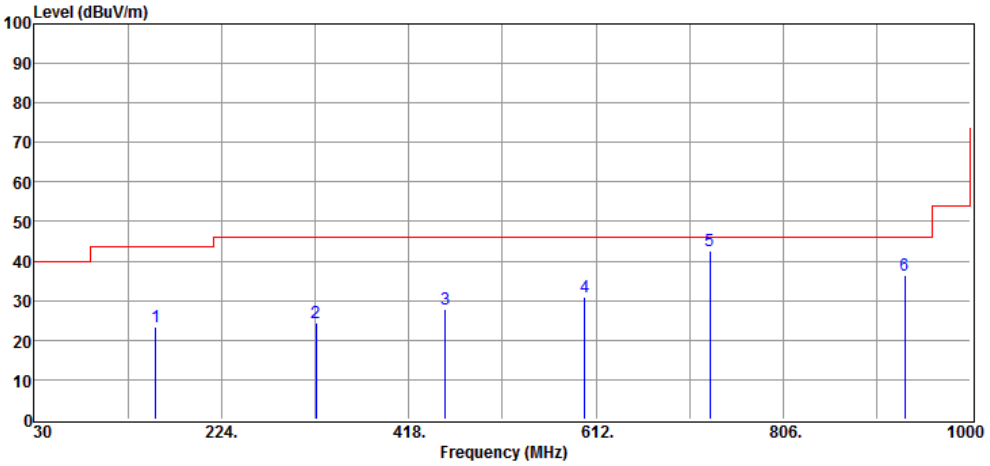

No	Freq MHz	Reading dBuV	Factor dB/m	Level dBuV/m	Limit dBuV/m	Margin dB	Remark	Pol V/H
1	156.44	33.23	-8.39	24.84	43.50	-18.66	Peak	VERTICAL
2	321.94	32.22	-6.95	25.27	46.00	-20.73	Peak	VERTICAL
3	455.70	29.71	-3.32	26.39	46.00	-19.61	Peak	VERTICAL
4	599.92	33.26	-0.28	32.98	46.00	-13.02	Peak	VERTICAL
5	730.05	42.25	2.01	44.26	46.00	-1.74	Peak	VERTICAL
6	932.14	31.79	4.99	36.78	46.00	-9.22	Peak	VERTICAL

International Standard Laboratory Corp.
Company Address:No.120,Lane 180, Hsin Ho Rd.
Lung-Tan Dist., Tao Yuan City 325, Taiwan

Date: 2024-10-15

Project Number. : 24LR0141 Temp.(℃)/RH(%) : 24/57
Test Mode : CC HT20 B1&2 Tx Low Ch Tested by : Barry Lee

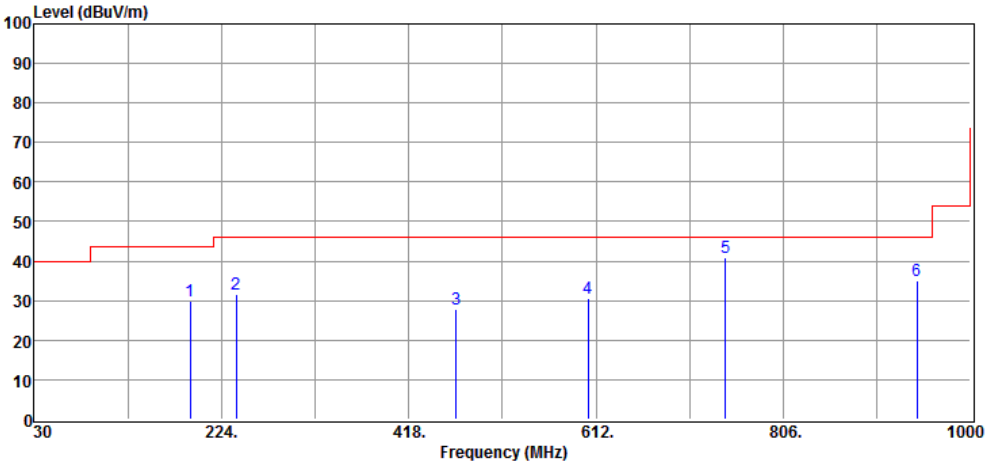

No	Freq MHz	Reading dBuV	Factor dB/m	Level dBuV/m	Limit dBuV/m	Margin dB	Remark	Pol V/H
1	192.14	42.77	-11.21	31.56	43.50	-11.94	Peak	HORIZONTAL
2	239.92	43.33	-10.03	33.30	46.00	-12.70	Peak	HORIZONTAL
3	467.44	29.51	-3.10	26.41	46.00	-19.59	Peak	HORIZONTAL
4	604.46	31.65	-0.19	31.46	46.00	-14.54	Peak	HORIZONTAL
5	745.42	40.00	2.48	42.48	46.00	-3.52	Peak	HORIZONTAL
6	944.54	29.15	5.17	34.32	46.00	-11.68	Peak	HORIZONTAL

International Standard Laboratory Corp.
Company Address:No.120,Lane 180, Hsin Ho Rd.
Lung-Tan Dist., Tao Yuan City 325, Taiwan

Date: 2024-10-15

Project Number. : 24LR0141 Temp.(℃)/RH(%) : 24/57
Test Mode : EE HT20 B1&2 Tx Mid Ch Tested by : Barry Lee

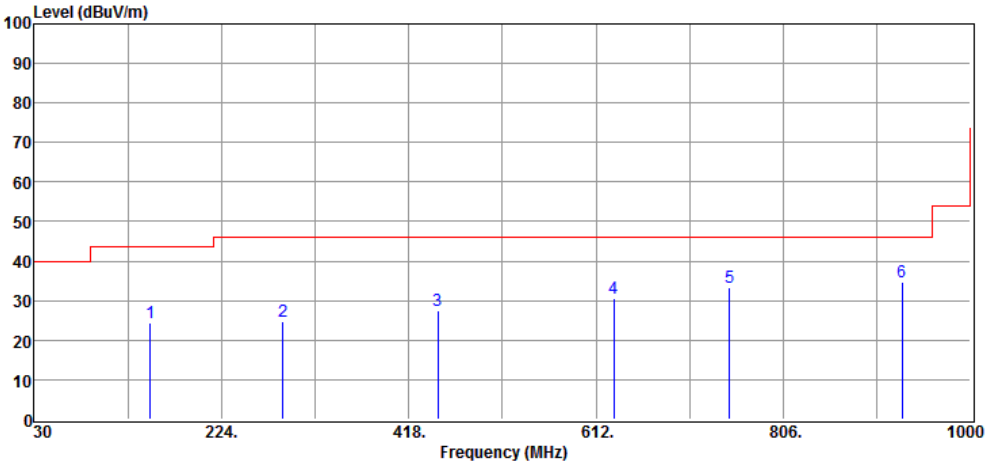

No	Freq MHz	Reading dBuV	Factor dB/m	Level dBuV/m	Limit dBuV/m	Margin dB	Remark	Pol V/H
1	150.46	31.42	-8.43	22.99	43.50	-20.51	Peak	VERTICAL
2	288.49	33.44	-7.99	25.45	46.00	-20.55	Peak	VERTICAL
3	448.57	32.45	-3.51	28.94	46.00	-17.06	Peak	VERTICAL
4	630.38	29.77	0.34	30.11	46.00	-15.89	Peak	VERTICAL
5	751.13	30.69	2.61	33.30	46.00	-12.70	Peak	VERTICAL
6	929.46	29.08	5.02	34.10	46.00	-11.90	Peak	VERTICAL

International Standard Laboratory Corp.
Company Address:No.120,Lane 180, Hsin Ho Rd.
Lung-Tan Dist., Tao Yuan City 325, Taiwan

Date: 2024-10-15

Project Number. : 24LR0141 Temp.(℃)/RH(%) : 24/57
Test Mode : EE HT20 B1&2 Tx Mid Ch Tested by : Barry Lee

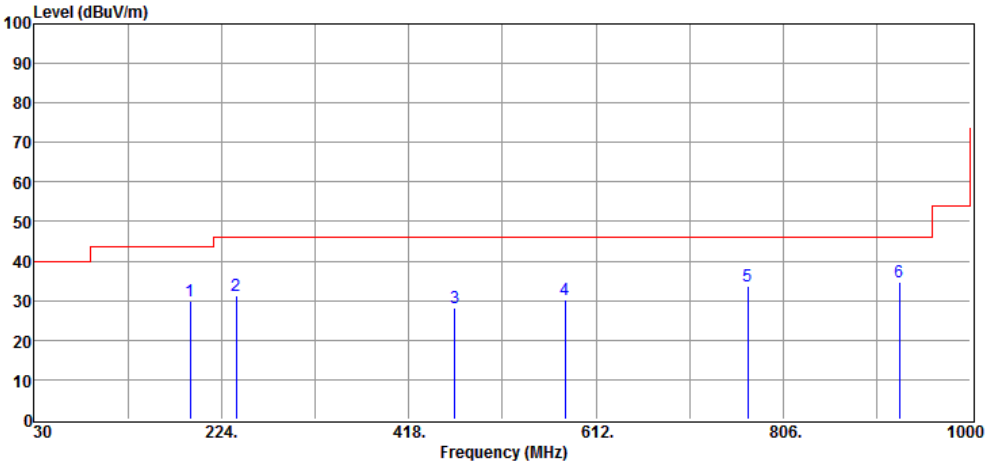

No	Freq MHz	Reading dBuV	Factor dB/m	Level dBuV/m	Limit dBuV/m	Margin dB	Remark	Pol V/H
1	192.37	39.99	-11.21	28.78	43.50	-14.72	Peak	HORIZONTAL
2	239.63	41.42	-10.03	31.39	46.00	-14.61	Peak	HORIZONTAL
3	465.31	30.55	-3.11	27.44	46.00	-18.56	Peak	HORIZONTAL
4	579.80	31.83	-0.86	30.97	46.00	-15.03	Peak	HORIZONTAL
5	769.26	29.48	3.04	32.52	46.00	-13.48	Peak	HORIZONTAL
6	925.94	30.35	5.01	35.36	46.00	-10.64	Peak	HORIZONTAL

International Standard Laboratory Corp.
Company Address:No.120,Lane 180, Hsin Ho Rd.
Lung-Tan Dist., Tao Yuan City 325, Taiwan

Date: 2024-10-15

Project Number. : 24LR0141 Temp.(℃)/RH(%) : 24/57
Test Mode : CC HT20 B1&2 Tx Mid Ch Tested by : Barry Lee

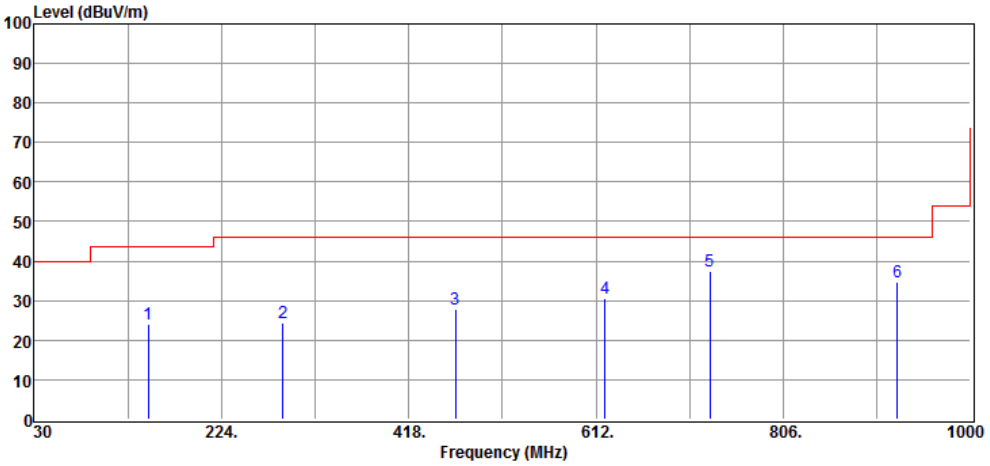

No	Freq MHz	Reading dBuV	Factor dB/m	Level dBuV/m	Limit dBuV/m	Margin dB	Remark	Pol V/H
1	148.60	34.02	-8.58	25.44	43.50	-18.06	Peak	VERTICAL
2	287.84	31.06	-7.99	23.07	46.00	-22.93	Peak	VERTICAL
3	466.32	32.01	-3.10	28.91	46.00	-17.09	Peak	VERTICAL
4	621.93	29.52	0.23	29.75	46.00	-16.25	Peak	VERTICAL
5	730.48	37.09	2.01	39.10	46.00	-6.90	Peak	VERTICAL
6	923.90	27.80	5.00	32.80	46.00	-13.20	Peak	VERTICAL

International Standard Laboratory Corp.
Company Address:No.120,Lane 180, Hsin Ho Rd.
Lung-Tan Dist., Tao Yuan City 325, Taiwan

Date: 2024-10-15

Project Number. : 24LR0141 Temp.(℃)/RH(%) : 24/57
Test Mode : CC HT20 B1&2 Tx Mid Ch Tested by : Barry Lee

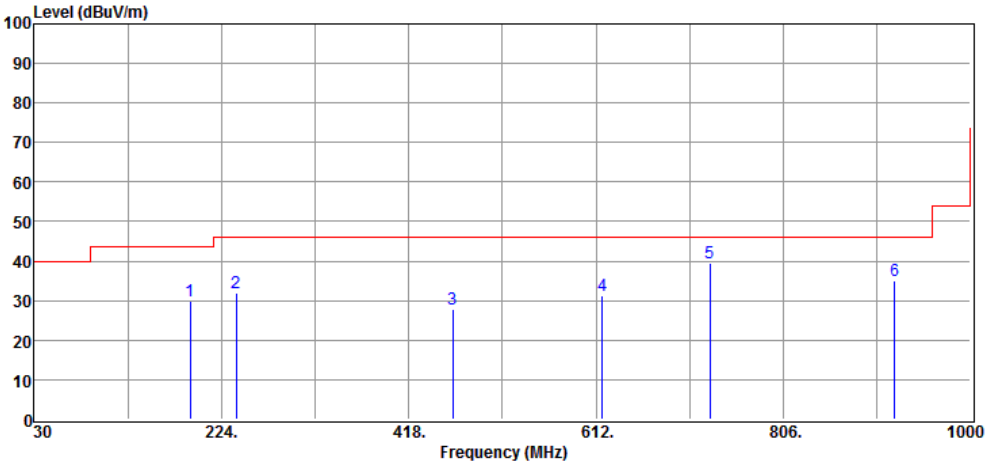

No	Freq MHz	Reading dBuV	Factor dB/m	Level dBuV/m	Limit dBuV/m	Margin dB	Remark	Pol V/H
1	192.15	43.00	-11.21	31.79	43.50	-11.71	Peak	HORIZONTAL
2	239.05	42.50	-10.03	32.47	46.00	-13.53	Peak	HORIZONTAL
3	463.22	30.43	-3.14	27.29	46.00	-18.71	Peak	HORIZONTAL
4	618.31	29.44	0.19	29.63	46.00	-16.37	Peak	HORIZONTAL
5	730.25	37.36	2.01	39.37	46.00	-6.63	Peak	HORIZONTAL
6	921.84	28.49	4.92	33.41	46.00	-12.59	Peak	HORIZONTAL

International Standard Laboratory Corp.
Company Address:No.120,Lane 180, Hsin Ho Rd.
Lung-Tan Dist., Tao Yuan City 325, Taiwan

Date: 2024-10-15

Project Number. : 24LR0141 Temp.(℃)/RH(%) : 24/57
Test Mode : EE HT20 B1&2 Tx High Ch Tested by : Barry Lee

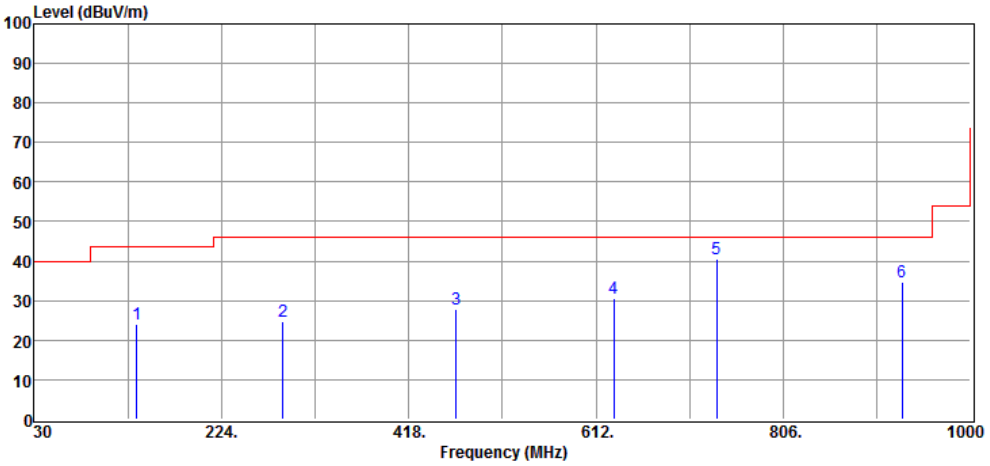

No	Freq MHz	Reading dBuV	Factor dB/m	Level dBuV/m	Limit dBuV/m	Margin dB	Remark	Pol V/H
1	137.07	34.71	-9.58	25.13	43.50	-18.37	Peak	VERTICAL
2	287.72	31.26	-7.99	23.27	46.00	-22.73	Peak	VERTICAL
3	467.60	32.14	-3.10	29.04	46.00	-16.96	Peak	VERTICAL
4	630.87	29.13	0.34	29.47	46.00	-16.53	Peak	VERTICAL
5	737.01	38.16	2.12	40.28	46.00	-5.72	Peak	VERTICAL
6	928.89	28.47	5.02	33.49	46.00	-12.51	Peak	VERTICAL

International Standard Laboratory Corp.
Company Address:No.120,Lane 180, Hsin Ho Rd.
Lung-Tan Dist., Tao Yuan City 325, Taiwan

Date: 2024-10-15

Project Number. : 24LR0141 Temp.(℃)/RH(%) : 24/57
Test Mode : EE HT20 B1&2 Tx High Ch Tested by : Barry Lee

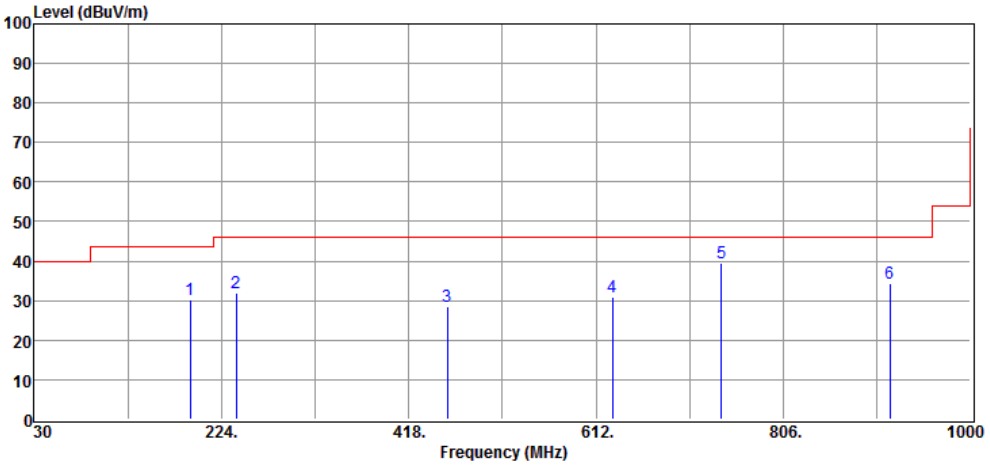

No	Freq MHz	Reading dBuV	Factor dB/m	Level dBuV/m	Limit dBuV/m	Margin dB	Remark	Pol V/H
1	191.94	42.81	-11.21	31.60	43.50	-11.90	Peak	HORIZONTAL
2	239.54	43.64	-10.03	33.61	46.00	-12.39	Peak	HORIZONTAL
3	457.92	31.49	-3.28	28.21	46.00	-17.79	Peak	HORIZONTAL
4	628.99	28.79	0.33	29.12	46.00	-16.88	Peak	HORIZONTAL
5	742.31	36.22	2.32	38.54	46.00	-7.46	Peak	HORIZONTAL
6	916.86	30.91	4.80	35.71	46.00	-10.29	Peak	HORIZONTAL

International Standard Laboratory Corp.
Company Address:No.120,Lane 180, Hsin Ho Rd.
Lung-Tan Dist., Tao Yuan City 325, Taiwan

Date: 2024-10-15

Project Number. : 24LR0141 Temp.(℃)/RH(%) : 24/57
Test Mode : CC HT20 B1&2 Tx High Ch Tested by : Barry Lee

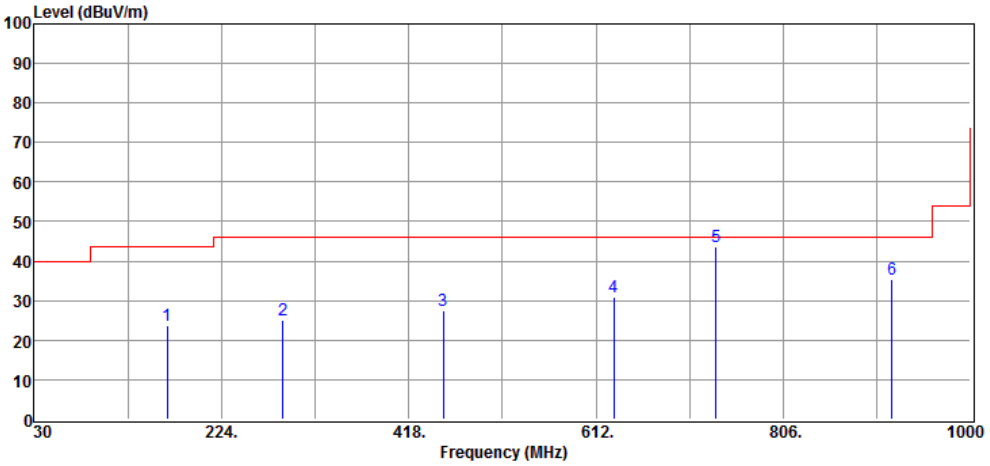

No	Freq MHz	Reading dBuV	Factor dB/m	Level dBuV/m	Limit dBuV/m	Margin dB	Remark	Pol V/H
1	167.57	31.98	-8.79	23.19	43.50	-20.31	Peak	VERTICAL
2	287.86	34.58	-7.99	26.59	46.00	-19.41	Peak	VERTICAL
3	453.71	29.80	-3.37	26.43	46.00	-19.57	Peak	VERTICAL
4	630.61	30.68	0.34	31.02	46.00	-14.98	Peak	VERTICAL
5	736.07	39.97	2.08	42.05	46.00	-3.95	Peak	VERTICAL
6	918.66	30.39	4.84	35.23	46.00	-10.77	Peak	VERTICAL

International Standard Laboratory Corp.
Company Address:No.120,Lane 180, Hsin Ho Rd.
Lung-Tan Dist., Tao Yuan City 325, Taiwan

Date: 2024-10-15

Project Number. : 24LR0141 Temp.(℃)/RH(%) : 24/57
Test Mode : CC HT20 B1&2 Tx High Ch Tested by : Barry Lee

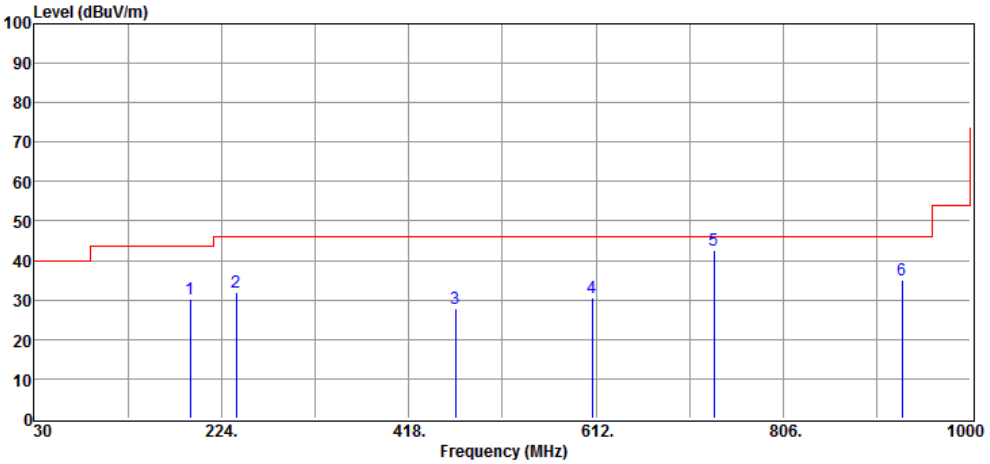

No	Freq MHz	Reading dBuV	Factor dB/m	Level dBuV/m	Limit dBuV/m	Margin dB	Remark	Pol V/H
1	191.80	42.97	-11.21	31.76	43.50	-11.74	Peak	HORIZONTAL
2	239.22	41.83	-10.03	31.80	46.00	-14.20	Peak	HORIZONTAL
3	466.25	31.55	-3.10	28.45	46.00	-17.55	Peak	HORIZONTAL
4	608.50	31.66	-0.10	31.56	46.00	-14.44	Peak	HORIZONTAL
5	734.53	38.75	2.03	40.78	46.00	-5.22	Peak	HORIZONTAL
6	928.84	28.11	5.02	33.13	46.00	-12.87	Peak	HORIZONTAL

International Standard Laboratory Corp.
Company Address:No.120,Lane 180, Hsin Ho Rd.
Lung-Tan Dist., Tao Yuan City 325, Taiwan

Date: 2024-10-15

Project Number. : 24LR0141 Temp.(℃)/RH(%) : 24/57
Test Mode : EE HT20 B3 Tx Low Ch Tested by : Barry Lee

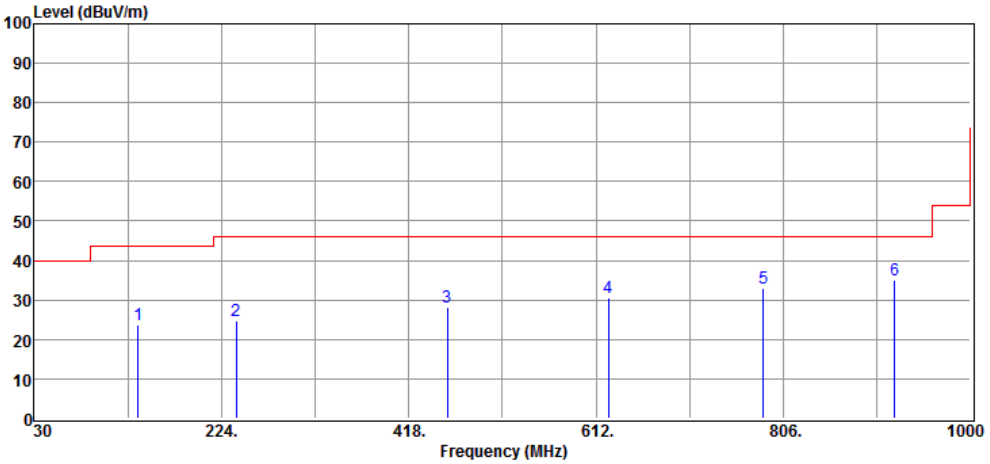

No	Freq MHz	Reading dBuV	Factor dB/m	Level dBuV/m	Limit dBuV/m	Margin dB	Remark	Pol V/H
1	137.42	32.06	-9.44	22.62	43.50	-20.88	Peak	VERTICAL
2	238.71	34.64	-10.03	24.61	46.00	-21.39	Peak	VERTICAL
3	457.37	32.73	-3.28	29.45	46.00	-16.55	Peak	VERTICAL
4	624.77	32.78	0.31	33.09	46.00	-12.91	Peak	VERTICAL
5	785.64	29.03	2.91	31.94	46.00	-14.06	Peak	VERTICAL
6	921.34	28.24	4.92	33.16	46.00	-12.84	Peak	VERTICAL

International Standard Laboratory Corp.
Company Address:No.120,Lane 180, Hsin Ho Rd.
Lung-Tan Dist., Tao Yuan City 325, Taiwan

Date: 2024-10-15

Project Number. : 24LR0141 Temp.(℃)/RH(%) : 24/57
Test Mode : EE HT20 B3 Tx Low Ch Tested by : Barry Lee

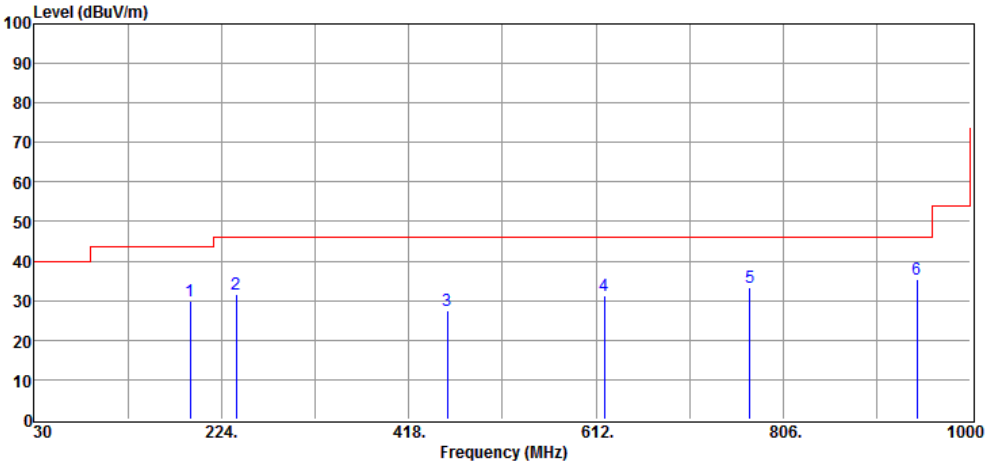

No	Freq MHz	Reading dBuV	Factor dB/m	Level dBuV/m	Limit dBuV/m	Margin dB	Remark	Pol V/H
1	191.96	42.25	-11.21	31.04	43.50	-12.46	Peak	HORIZONTAL
2	239.85	41.46	-10.03	31.43	46.00	-14.57	Peak	HORIZONTAL
3	457.71	29.43	-3.28	26.15	46.00	-19.85	Peak	HORIZONTAL
4	620.49	28.86	0.21	29.07	46.00	-16.93	Peak	HORIZONTAL
5	771.27	28.29	3.02	31.31	46.00	-14.69	Peak	HORIZONTAL
6	944.49	32.16	5.17	37.33	46.00	-8.67	Peak	HORIZONTAL

International Standard Laboratory Corp.
Company Address:No.120,Lane 180, Hsin Ho Rd.
Lung-Tan Dist., Tao Yuan City 325, Taiwan

Date: 2024-10-15

Project Number. : 24LR0141 Temp.(℃)/RH(%) : 24/57
Test Mode : CC HT20 B3 Tx Low Ch Tested by : Barry Lee

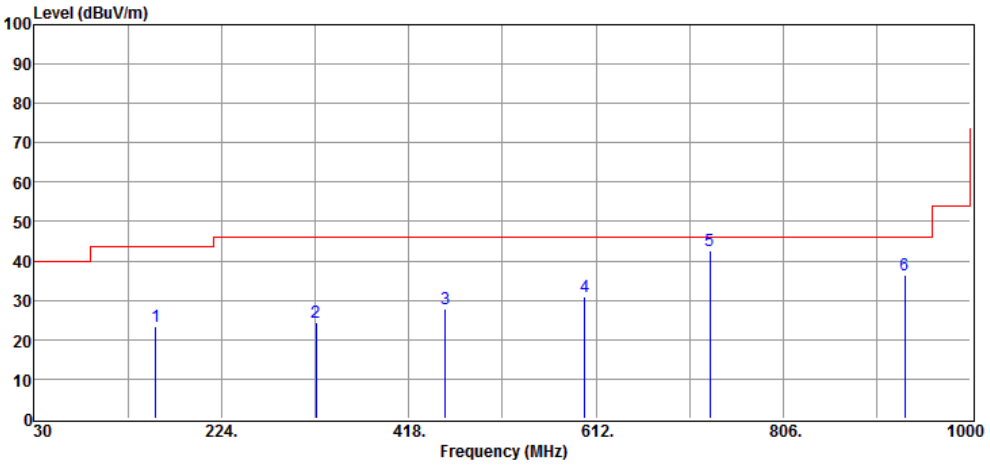

No	Freq MHz	Reading dBuV	Factor dB/m	Level dBuV/m	Limit dBuV/m	Margin dB	Remark	Pol V/H
1	156.84	31.93	-8.39	23.54	43.50	-19.96	Peak	VERTICAL
2	321.87	32.31	-6.95	25.36	46.00	-20.64	Peak	VERTICAL
3	455.80	29.51	-3.32	26.19	46.00	-19.81	Peak	VERTICAL
4	600.83	32.06	-0.28	31.78	46.00	-14.22	Peak	VERTICAL
5	730.28	43.20	2.01	45.21	46.00	-0.79	Peak	VERTICAL
6	932.19	33.92	4.99	38.91	46.00	-7.09	Peak	VERTICAL

International Standard Laboratory Corp.
Company Address:No.120,Lane 180, Hsin Ho Rd.
Lung-Tan Dist., Tao Yuan City 325, Taiwan

Date: 2024-10-15

Project Number. : 24LR0141 Temp.(℃)/RH(%) : 24/57
Test Mode : CC HT20 B3 Tx Low Ch Tested by : Barry Lee

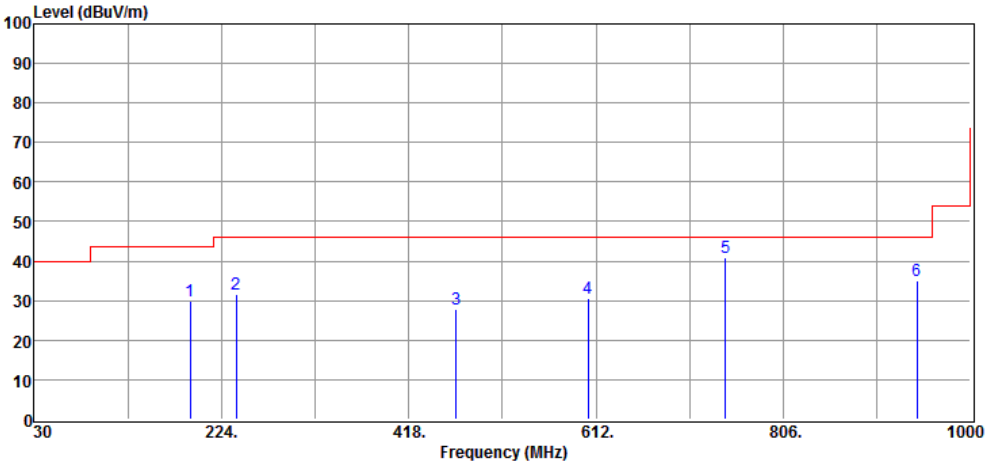

No	Freq MHz	Reading dBuV	Factor dB/m	Level dBuV/m	Limit dBuV/m	Margin dB	Remark	Pol V/H
1	192.13	38.58	-11.21	27.37	43.50	-16.13	Peak	HORIZONTAL
2	239.33	41.47	-10.03	31.44	46.00	-14.56	Peak	HORIZONTAL
3	467.68	28.74	-3.10	25.64	46.00	-20.36	Peak	HORIZONTAL
4	604.61	27.86	-0.19	27.67	46.00	-18.33	Peak	HORIZONTAL
5	746.04	36.05	2.48	38.53	46.00	-7.47	Peak	HORIZONTAL
6	944.83	30.37	5.17	35.54	46.00	-10.46	Peak	HORIZONTAL

International Standard Laboratory Corp.
Company Address:No.120,Lane 180, Hsin Ho Rd.
Lung-Tan Dist., Tao Yuan City 325, Taiwan

Date: 2024-10-15

Project Number. : 24LR0141 Temp.(℃)/RH(%) : 24/57
Test Mode : EE HT20 B3 Tx Mid Ch Tested by : Barry Lee

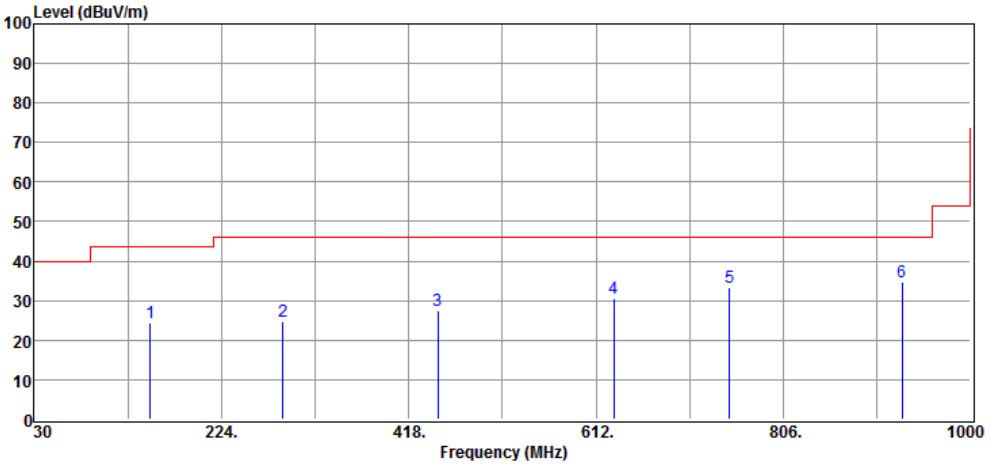

No	Freq MHz	Reading dBuV	Factor dB/m	Level dBuV/m	Limit dBuV/m	Margin dB	Remark	Pol V/H
1	149.51	34.11	-8.43	25.68	43.50	-17.82	Peak	VERTICAL
2	288.26	30.57	-7.99	22.58	46.00	-23.42	Peak	VERTICAL
3	447.71	32.37	-3.51	28.86	46.00	-17.14	Peak	VERTICAL
4	630.14	31.09	0.34	31.43	46.00	-14.57	Peak	VERTICAL
5	750.29	32.09	2.61	34.70	46.00	-11.30	Peak	VERTICAL
6	929.81	27.46	5.02	32.48	46.00	-13.52	Peak	VERTICAL

International Standard Laboratory Corp.
Company Address:No.120,Lane 180, Hsin Ho Rd.
Lung-Tan Dist., Tao Yuan City 325, Taiwan

Date: 2024-10-15

Project Number. : 24LR0141 Temp.(℃)/RH(%) : 24/57
Test Mode : EE HT20 B3 Tx Mid Ch Tested by : Barry Lee

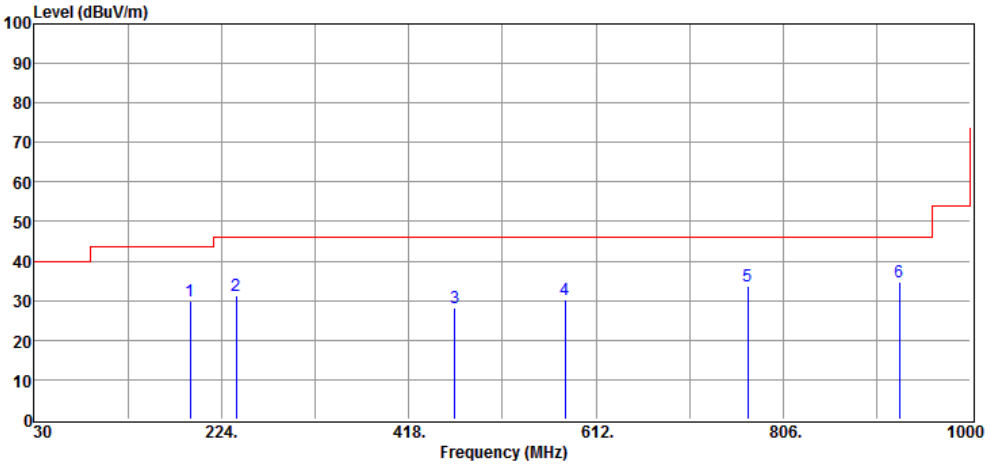

No	Freq MHz	Reading dBuV	Factor dB/m	Level dBuV/m	Limit dBuV/m	Margin dB	Remark	Pol V/H
1	191.77	43.09	-11.21	31.88	43.50	-11.62	Peak	HORIZONTAL
2	239.51	39.77	-10.03	29.74	46.00	-16.26	Peak	HORIZONTAL
3	465.81	30.87	-3.11	27.76	46.00	-18.24	Peak	HORIZONTAL
4	580.37	30.55	-0.86	29.69	46.00	-16.31	Peak	HORIZONTAL
5	769.11	30.85	3.04	33.89	46.00	-12.11	Peak	HORIZONTAL
6	926.55	30.34	5.01	35.35	46.00	-10.65	Peak	HORIZONTAL

International Standard Laboratory Corp.
Company Address:No.120,Lane 180, Hsin Ho Rd.
Lung-Tan Dist., Tao Yuan City 325, Taiwan

Date: 2024-10-15

Project Number. : 24LR0141 Temp.(℃)/RH(%) : 24/57
Test Mode : CC HT20 B3 Tx Mid Ch Tested by : Barry Lee

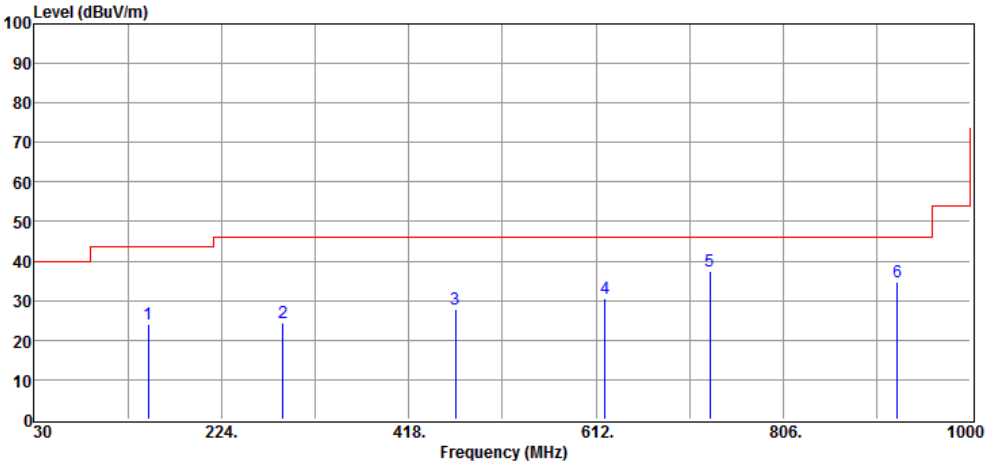

No	Freq MHz	Reading dBuV	Factor dB/m	Level dBuV/m	Limit dBuV/m	Margin dB	Remark	Pol V/H
1	148.50	32.68	-8.58	24.10	43.50	-19.40	Peak	VERTICAL
2	287.89	33.74	-7.99	25.75	46.00	-20.25	Peak	VERTICAL
3	466.48	30.48	-3.10	27.38	46.00	-18.62	Peak	VERTICAL
4	621.70	30.48	0.23	30.71	46.00	-15.29	Peak	VERTICAL
5	729.40	38.25	2.01	40.26	46.00	-5.74	Peak	VERTICAL
6	925.10	31.52	5.00	36.52	46.00	-9.48	Peak	VERTICAL

International Standard Laboratory Corp.
Company Address:No.120,Lane 180, Hsin Ho Rd.
Lung-Tan Dist., Tao Yuan City 325, Taiwan

Date: 2024-10-15

Project Number. : 24LR0141 Temp.(℃)/RH(%) : 24/57
Test Mode : CC HT20 B3 Tx Mid Ch Tested by : Barry Lee

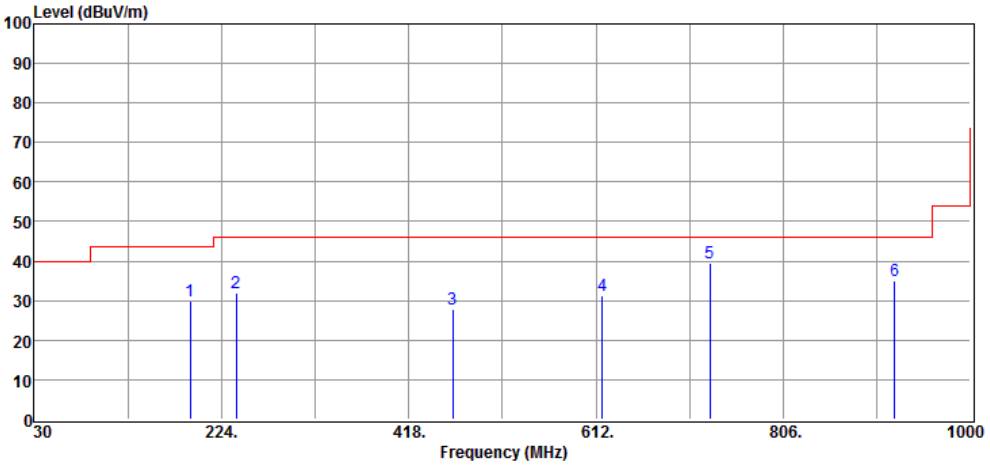

No	Freq MHz	Reading dBuV	Factor dB/m	Level dBuV/m	Limit dBuV/m	Margin dB	Remark	Pol V/H
1	191.80	37.87	-11.21	26.66	43.50	-16.84	Peak	HORIZONTAL
2	240.21	40.40	-10.03	30.37	46.00	-15.63	Peak	HORIZONTAL
3	463.52	31.65	-3.14	28.51	46.00	-17.49	Peak	HORIZONTAL
4	618.57	31.52	0.19	31.71	46.00	-14.29	Peak	HORIZONTAL
5	730.72	36.77	2.01	38.78	46.00	-7.22	Peak	HORIZONTAL
6	921.65	29.17	4.92	34.09	46.00	-11.91	Peak	HORIZONTAL

International Standard Laboratory Corp.
Company Address:No.120,Lane 180, Hsin Ho Rd.
Lung-Tan Dist., Tao Yuan City 325, Taiwan

Date: 2024-10-15

Project Number. : 24LR0141 Temp.(℃)/RH(%) : 24/57
Test Mode : EE HT20 B3 Tx High Ch Tested by : Barry Lee

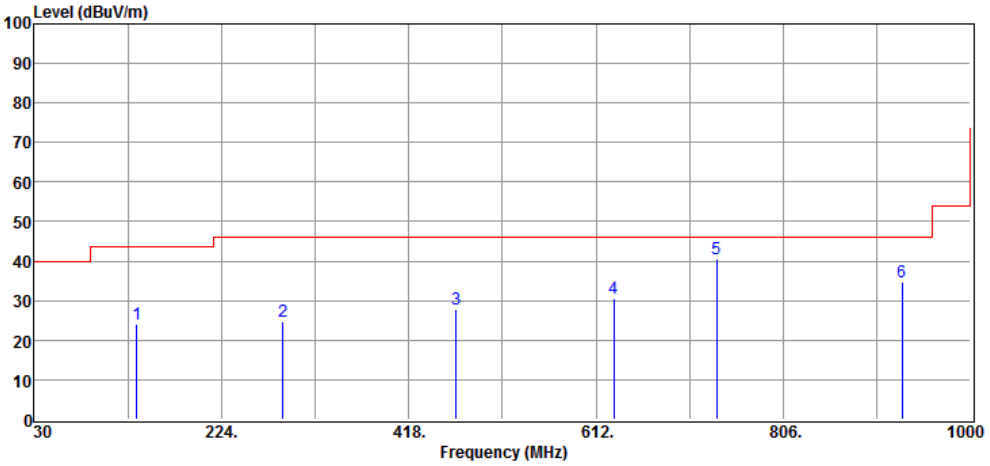

No	Freq MHz	Reading dBuV	Factor dB/m	Level dBuV/m	Limit dBuV/m	Margin dB	Remark	Pol V/H
1	136.83	32.66	-9.58	23.08	43.50	-20.42	Peak	VERTICAL
2	287.72	31.58	-7.99	23.59	46.00	-22.41	Peak	VERTICAL
3	467.07	29.59	-3.10	26.49	46.00	-19.51	Peak	VERTICAL
4	629.77	27.86	0.34	28.20	46.00	-17.80	Peak	VERTICAL
5	737.26	38.10	2.12	40.22	46.00	-5.78	Peak	VERTICAL
6	929.27	26.29	5.02	31.31	46.00	-14.69	Peak	VERTICAL

International Standard Laboratory Corp.
Company Address:No.120,Lane 180, Hsin Ho Rd.
Lung-Tan Dist., Tao Yuan City 325, Taiwan

Date: 2024-10-15

Project Number. : 24LR0141 Temp.(℃)/RH(%) : 24/57
Test Mode : EE HT20 B3 Tx High Ch Tested by : Barry Lee

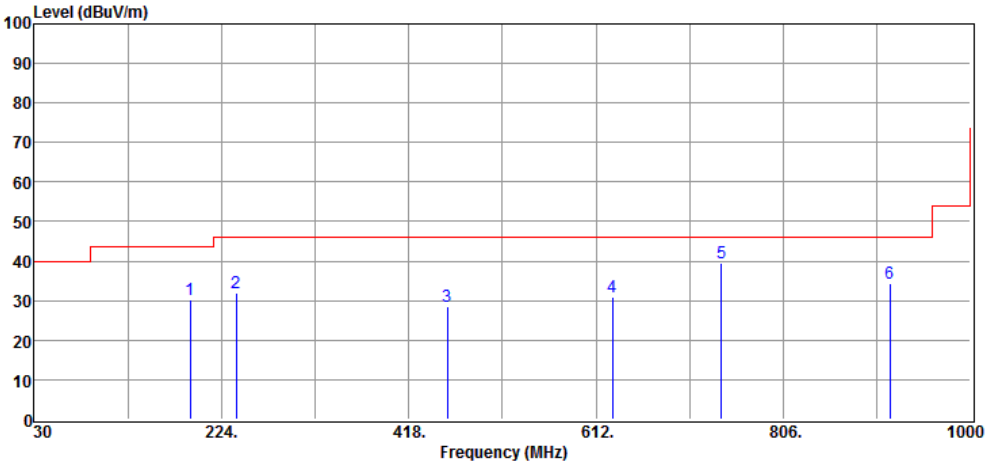

No	Freq MHz	Reading dBuV	Factor dB/m	Level dBuV/m	Limit dBuV/m	Margin dB	Remark	Pol V/H
1	192.49	44.89	-11.21	33.68	43.50	-9.82	Peak	HORIZONTAL
2	239.80	42.35	-10.03	32.32	46.00	-13.68	Peak	HORIZONTAL
3	457.66	32.87	-3.28	29.59	46.00	-16.41	Peak	HORIZONTAL
4	628.77	30.56	0.33	30.89	46.00	-15.11	Peak	HORIZONTAL
5	741.99	38.01	2.32	40.33	46.00	-5.67	Peak	HORIZONTAL
6	916.26	30.21	4.80	35.01	46.00	-10.99	Peak	HORIZONTAL

International Standard Laboratory Corp.
Company Address:No.120,Lane 180, Hsin Ho Rd.
Lung-Tan Dist., Tao Yuan City 325, Taiwan

Date: 2024-10-15

Project Number. : 24LR0141 Temp.(℃)/RH(%) : 24/57
Test Mode : CC HT20 B3 Tx High Ch Tested by : Barry Lee

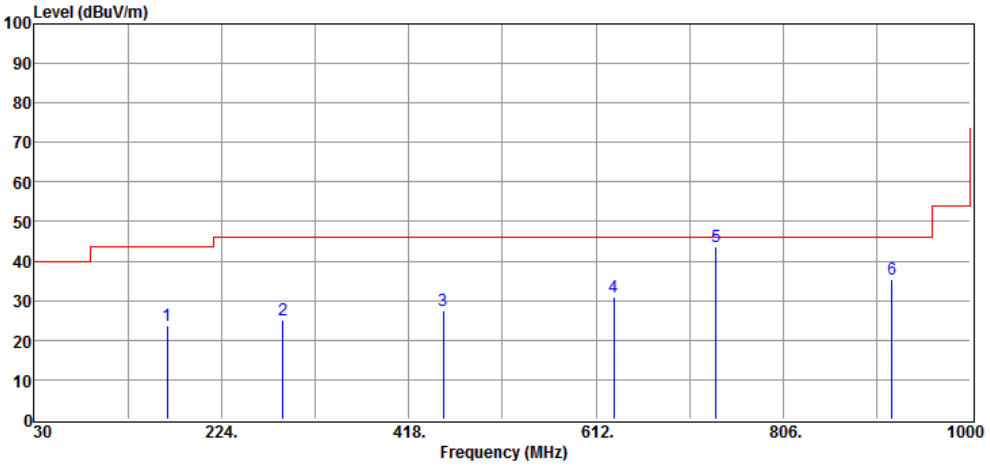

No	Freq MHz	Reading dBuV	Factor dB/m	Level dBuV/m	Limit dBuV/m	Margin dB	Remark	Pol V/H
1	167.60	33.00	-8.79	24.21	43.50	-19.29	Peak	VERTICAL
2	288.51	32.51	-7.99	24.52	46.00	-21.48	Peak	VERTICAL
3	454.54	34.77	-3.37	31.40	46.00	-14.60	Peak	VERTICAL
4	630.84	29.93	0.34	30.27	46.00	-15.73	Peak	VERTICAL
5	736.12	38.30	2.08	40.38	46.00	-5.62	Peak	VERTICAL
6	918.70	32.86	4.84	37.70	46.00	-8.30	Peak	VERTICAL

International Standard Laboratory Corp.
Company Address:No.120,Lane 180, Hsin Ho Rd.
Lung-Tan Dist., Tao Yuan City 325, Taiwan

Date: 2024-10-15

Project Number. : 24LR0141 Temp.(℃)/RH(%) : 24/57
Test Mode : CC HT20 B3 Tx High Ch Tested by : Barry Lee

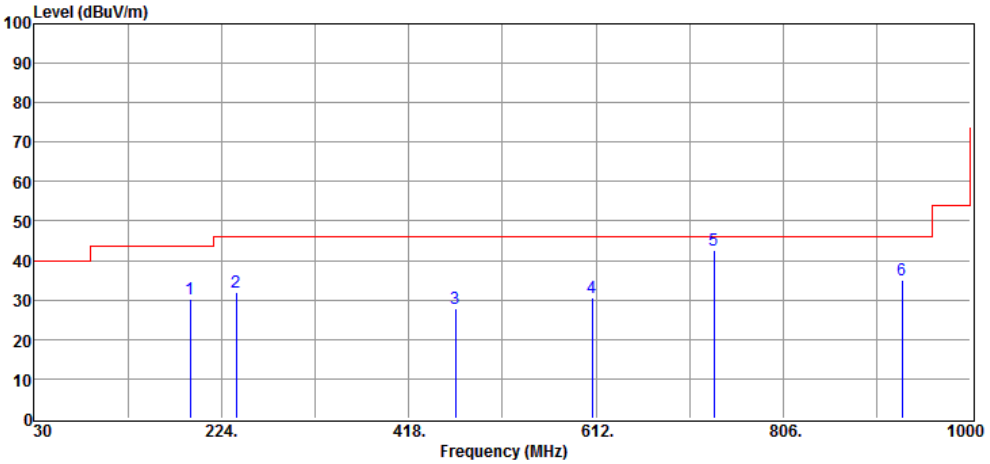

No	Freq MHz	Reading dBuV	Factor dB/m	Level dBuV/m	Limit dBuV/m	Margin dB	Remark	Pol V/H
1	191.69	38.41	-11.21	27.20	43.50	-16.30	Peak	HORIZONTAL
2	239.80	39.99	-10.03	29.96	46.00	-16.04	Peak	HORIZONTAL
3	466.47	28.87	-3.10	25.77	46.00	-20.23	Peak	HORIZONTAL
4	607.75	31.65	-0.10	31.55	46.00	-14.45	Peak	HORIZONTAL
5	734.60	39.64	2.03	41.67	46.00	-4.33	Peak	HORIZONTAL
6	929.50	28.30	5.02	33.32	46.00	-12.68	Peak	HORIZONTAL

International Standard Laboratory Corp.
Company Address:No.120,Lane 180, Hsin Ho Rd.
Lung-Tan Dist., Tao Yuan City 325, Taiwan

Date: 2024-10-15

Project Number. : 24LR0141 Temp.(℃)/RH(%) : 24/57
Test Mode : EE HT20 B4 Tx Low Ch Tested by : Barry Lee

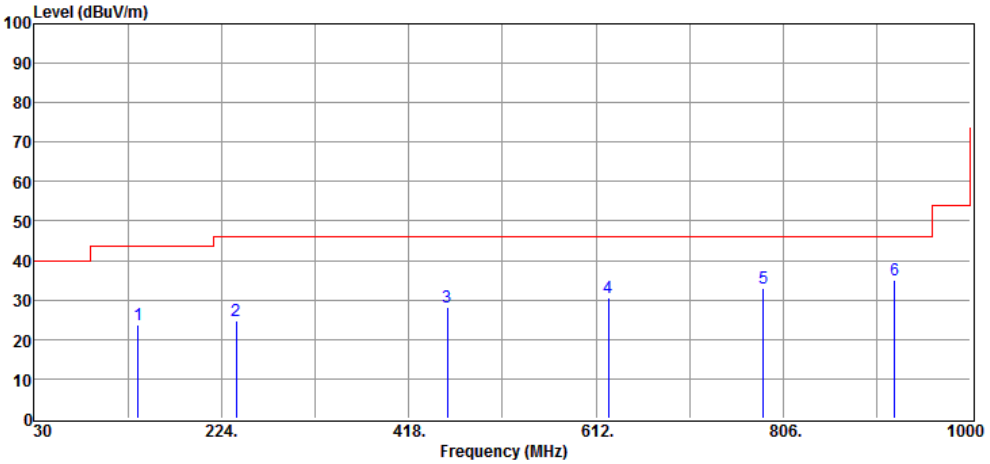

No	Freq MHz	Reading dBuV	Factor dB/m	Level dBuV/m	Limit dBuV/m	Margin dB	Remark	Pol V/H
1	137.81	31.04	-9.44	21.60	43.50	-21.90	Peak	VERTICAL
2	239.28	33.80	-10.03	23.77	46.00	-22.23	Peak	VERTICAL
3	457.79	32.30	-3.28	29.02	46.00	-16.98	Peak	VERTICAL
4	624.98	29.53	0.31	29.84	46.00	-16.16	Peak	VERTICAL
5	785.11	28.64	2.91	31.55	46.00	-14.45	Peak	VERTICAL
6	921.71	30.18	4.92	35.10	46.00	-10.90	Peak	VERTICAL

International Standard Laboratory Corp.
Company Address:No.120,Lane 180, Hsin Ho Rd.
Lung-Tan Dist., Tao Yuan City 325, Taiwan

Date: 2024-10-15

Project Number. : 24LR0141 Temp.(℃)/RH(%) : 24/57
Test Mode : EE HT20 B4 Tx Low Ch Tested by : Barry Lee

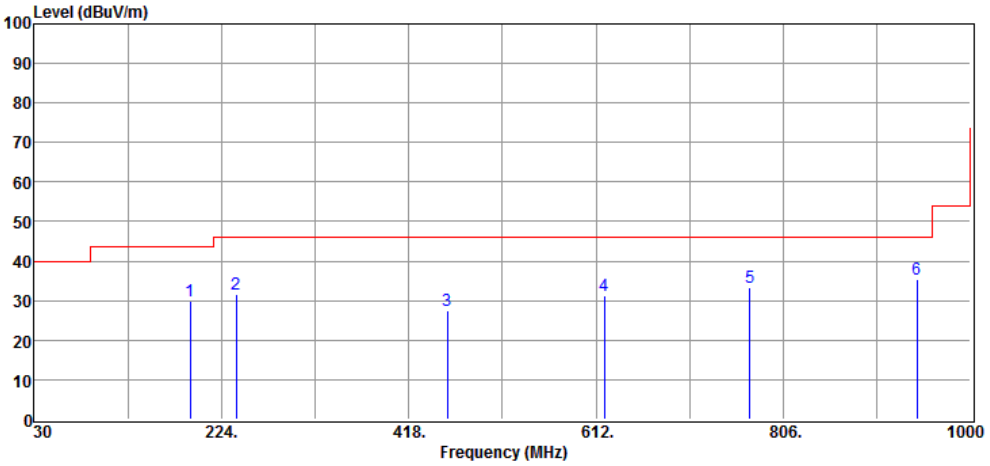

No	Freq MHz	Reading dBuV	Factor dB/m	Level dBuV/m	Limit dBuV/m	Margin dB	Remark	Pol V/H
1	192.17	42.05	-11.21	30.84	43.50	-12.66	Peak	HORIZONTAL
2	239.90	38.05	-10.03	28.02	46.00	-17.98	Peak	HORIZONTAL
3	457.30	29.98	-3.28	26.70	46.00	-19.30	Peak	HORIZONTAL
4	621.02	33.09	0.21	33.30	46.00	-12.70	Peak	HORIZONTAL
5	771.31	32.83	3.02	35.85	46.00	-10.15	Peak	HORIZONTAL
6	944.64	30.11	5.17	35.28	46.00	-10.72	Peak	HORIZONTAL

International Standard Laboratory Corp.
Company Address:No.120,Lane 180, Hsin Ho Rd.
Lung-Tan Dist., Tao Yuan City 325, Taiwan

Date: 2024-10-15

Project Number. : 24LR0141 Temp.(℃)/RH(%) : 24/57
Test Mode : CC HT20 B4 Tx Low Ch Tested by : Barry Lee

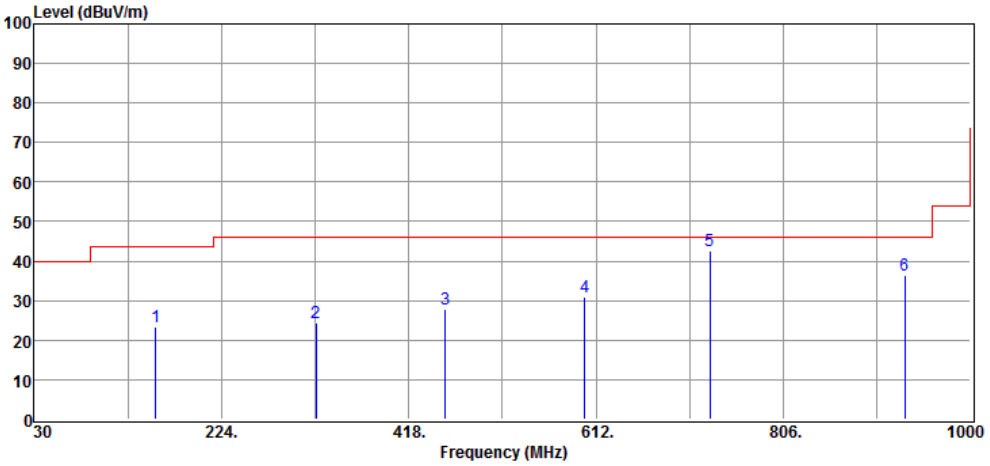

No	Freq MHz	Reading dBuV	Factor dB/m	Level dBuV/m	Limit dBuV/m	Margin dB	Remark	Pol V/H
1	156.00	32.28	-8.39	23.89	43.50	-19.61	Peak	VERTICAL
2	322.02	32.63	-6.95	25.68	46.00	-20.32	Peak	VERTICAL
3	455.45	32.52	-3.32	29.20	46.00	-16.80	Peak	VERTICAL
4	600.95	32.79	-0.28	32.51	46.00	-13.49	Peak	VERTICAL
5	729.95	40.44	2.01	42.45	46.00	-3.55	Peak	VERTICAL
6	931.87	32.35	4.99	37.34	46.00	-8.66	Peak	VERTICAL

International Standard Laboratory Corp.
Company Address:No.120,Lane 180, Hsin Ho Rd.
Lung-Tan Dist., Tao Yuan City 325, Taiwan

Date: 2024-10-15

Project Number. : 24LR0141 Temp.(℃)/RH(%) : 24/57
Test Mode : CC HT20 B4 Tx Low Ch Tested by : Barry Lee

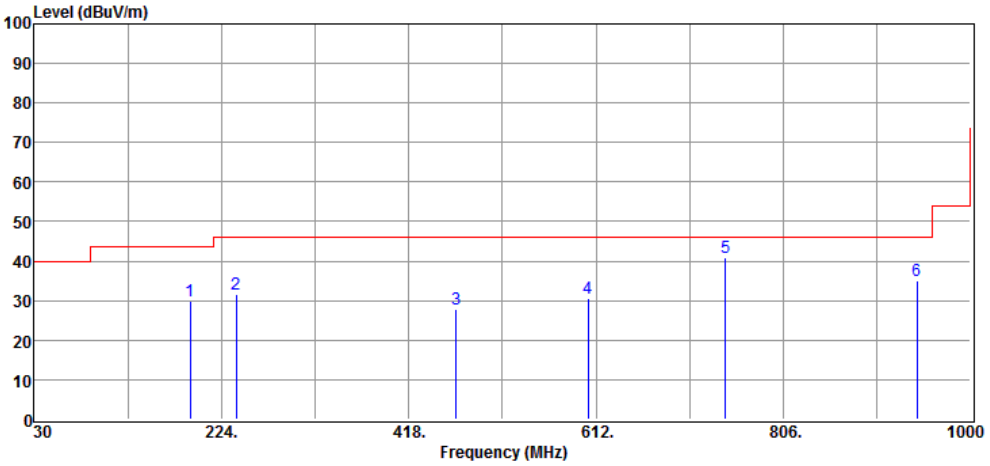

No	Freq MHz	Reading dBuV	Factor dB/m	Level dBuV/m	Limit dBuV/m	Margin dB	Remark	Pol V/H
1	191.62	39.03	-11.21	27.82	43.50	-15.68	Peak	HORIZONTAL
2	239.39	40.30	-10.03	30.27	46.00	-15.73	Peak	HORIZONTAL
3	467.10	30.83	-3.10	27.73	46.00	-18.27	Peak	HORIZONTAL
4	604.82	31.49	-0.19	31.30	46.00	-14.70	Peak	HORIZONTAL
5	745.99	36.03	2.48	38.51	46.00	-7.49	Peak	HORIZONTAL
6	944.51	29.71	5.17	34.88	46.00	-11.12	Peak	HORIZONTAL

International Standard Laboratory Corp.
Company Address:No.120,Lane 180, Hsin Ho Rd.
Lung-Tan Dist., Tao Yuan City 325, Taiwan

Date: 2024-10-15

Project Number. : 24LR0141 Temp.(℃)/RH(%) : 24/57
Test Mode : EE HT20 B4 Tx Mid Ch Tested by : Barry Lee

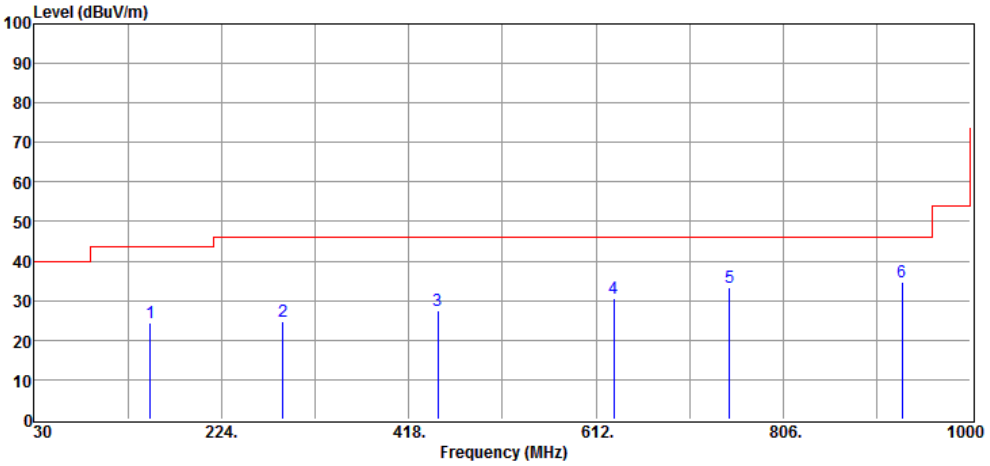

No	Freq MHz	Reading dBuV	Factor dB/m	Level dBuV/m	Limit dBuV/m	Margin dB	Remark	Pol V/H
1	150.07	32.60	-8.43	24.17	43.50	-19.33	Peak	VERTICAL
2	288.08	30.66	-7.99	22.67	46.00	-23.33	Peak	VERTICAL
3	447.25	31.67	-3.51	28.16	46.00	-17.84	Peak	VERTICAL
4	629.83	31.22	0.34	31.56	46.00	-14.44	Peak	VERTICAL
5	750.65	30.33	2.61	32.94	46.00	-13.06	Peak	VERTICAL
6	929.71	29.47	5.02	34.49	46.00	-11.51	Peak	VERTICAL

International Standard Laboratory Corp.
Company Address:No.120,Lane 180, Hsin Ho Rd.
Lung-Tan Dist., Tao Yuan City 325, Taiwan

Date: 2024-10-15

Project Number. : 24LR0141 Temp.(℃)/RH(%) : 24/57
Test Mode : EE HT20 B4 Tx Mid Ch Tested by : Barry Lee

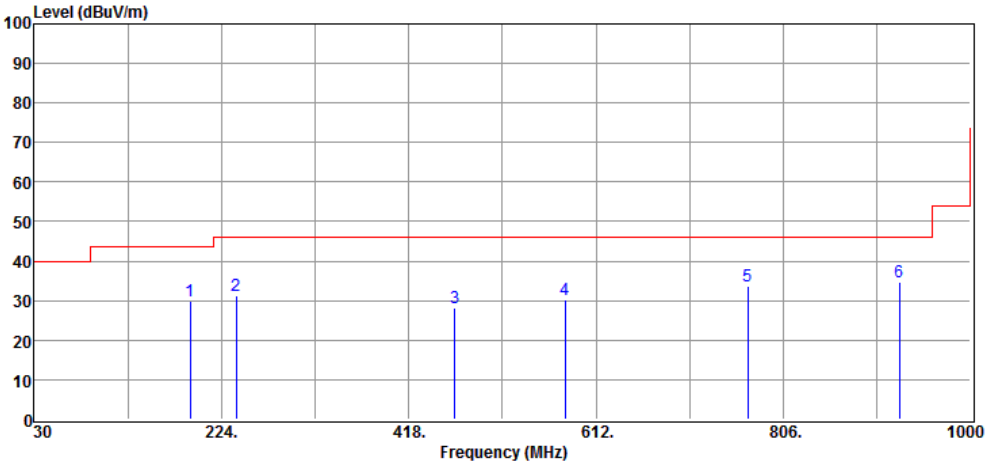

No	Freq MHz	Reading dBuV	Factor dB/m	Level dBuV/m	Limit dBuV/m	Margin dB	Remark	Pol V/H
1	191.09	40.13	-11.21	28.92	43.50	-14.58	Peak	HORIZONTAL
2	240.07	42.24	-10.03	32.21	46.00	-13.79	Peak	HORIZONTAL
3	466.00	31.94	-3.11	28.83	46.00	-17.17	Peak	HORIZONTAL
4	579.27	34.25	-0.86	33.39	46.00	-12.61	Peak	HORIZONTAL
5	768.70	33.36	3.04	36.40	46.00	-9.60	Peak	HORIZONTAL
6	926.81	31.37	5.01	36.38	46.00	-9.62	Peak	HORIZONTAL

International Standard Laboratory Corp.
Company Address:No.120,Lane 180, Hsin Ho Rd.
Lung-Tan Dist., Tao Yuan City 325, Taiwan

Date: 2024-10-15

Project Number. : 24LR0141 Temp.(℃)/RH(%) : 24/57
Test Mode : CC HT20 B4 Tx Mid Ch Tested by : Barry Lee

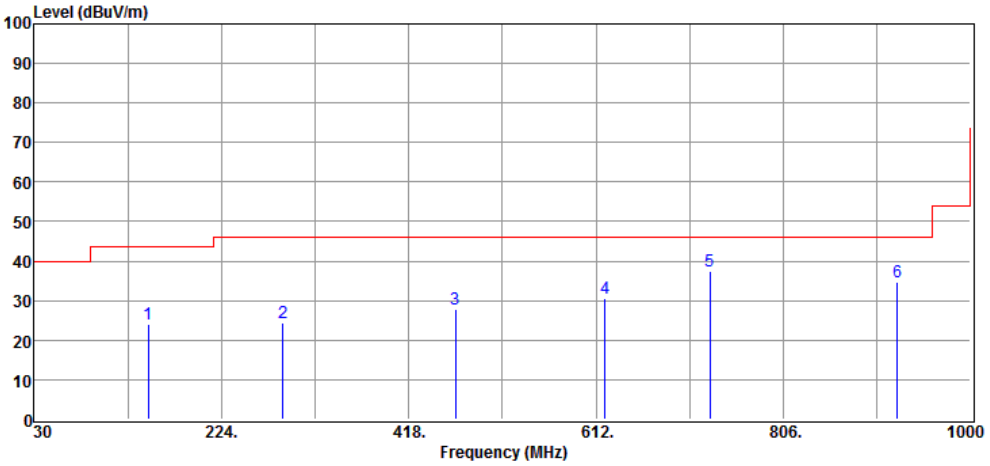

No	Freq MHz	Reading dBuV	Factor dB/m	Level dBuV/m	Limit dBuV/m	Margin dB	Remark	Pol V/H
1	148.58	34.00	-8.58	25.42	43.50	-18.08	Peak	VERTICAL
2	287.64	33.07	-7.99	25.08	46.00	-20.92	Peak	VERTICAL
3	466.07	29.21	-3.10	26.11	46.00	-19.89	Peak	VERTICAL
4	621.53	30.94	0.23	31.17	46.00	-14.83	Peak	VERTICAL
5	729.85	33.59	2.01	35.60	46.00	-10.40	Peak	VERTICAL
6	924.11	28.88	5.00	33.88	46.00	-12.12	Peak	VERTICAL

International Standard Laboratory Corp.
Company Address:No.120,Lane 180, Hsin Ho Rd.
Lung-Tan Dist., Tao Yuan City 325, Taiwan

Date: 2024-10-15

Project Number. : 24LR0141 Temp.(℃)/RH(%) : 24/57
Test Mode : CC HT20 B4 Tx Mid Ch Tested by : Barry Lee

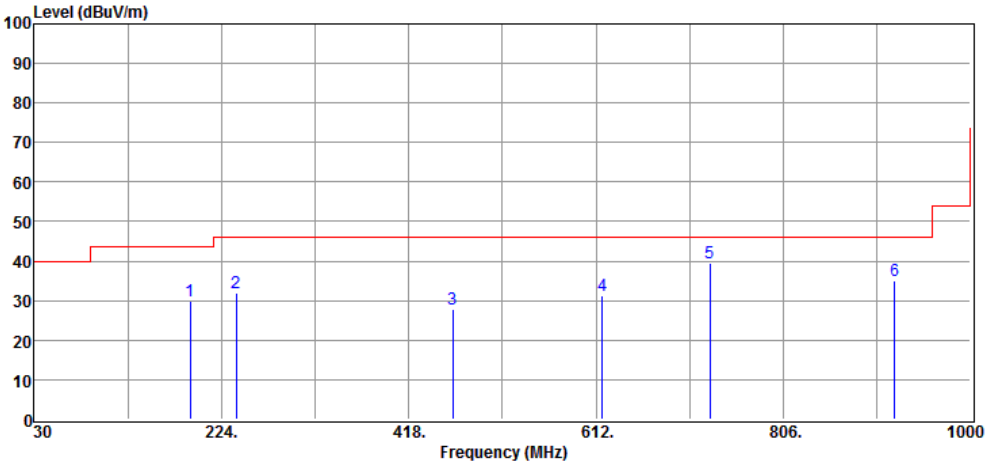

No	Freq MHz	Reading dBuV	Factor dB/m	Level dBuV/m	Limit dBuV/m	Margin dB	Remark	Pol V/H
1	191.95	42.32	-11.21	31.11	43.50	-12.39	Peak	HORIZONTAL
2	240.05	41.58	-10.03	31.55	46.00	-14.45	Peak	HORIZONTAL
3	463.93	28.81	-3.14	25.67	46.00	-20.33	Peak	HORIZONTAL
4	619.47	28.90	0.19	29.09	46.00	-16.91	Peak	HORIZONTAL
5	730.29	36.08	2.01	38.09	46.00	-7.91	Peak	HORIZONTAL
6	921.27	32.15	4.92	37.07	46.00	-8.93	Peak	HORIZONTAL

International Standard Laboratory Corp.
Company Address:No.120,Lane 180, Hsin Ho Rd.
Lung-Tan Dist., Tao Yuan City 325, Taiwan

Date: 2024-10-15

Project Number. : 24LR0141 Temp.(℃)/RH(%) : 24/57
Test Mode : EE HT20 B4 Tx High Ch Tested by : Barry Lee

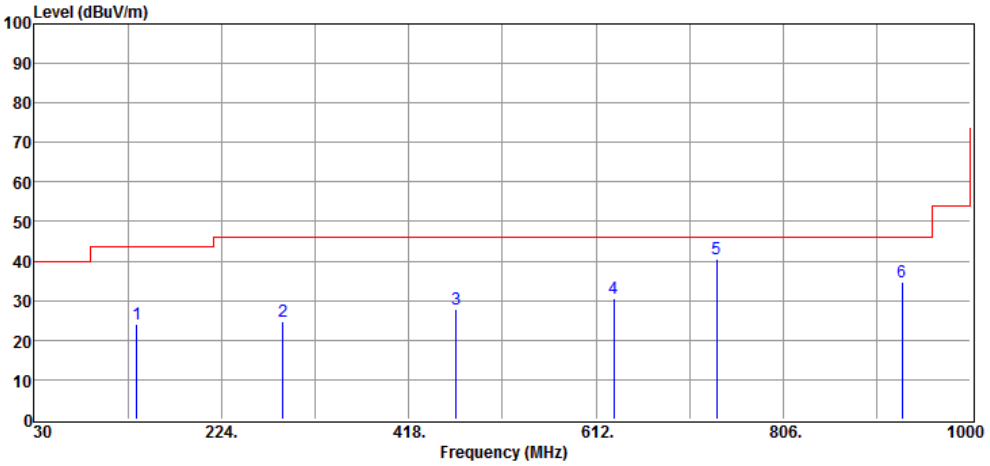

No	Freq MHz	Reading dBuV	Factor dB/m	Level dBuV/m	Limit dBuV/m	Margin dB	Remark	Pol V/H
1	137.28	32.89	-9.58	23.31	43.50	-20.19	Peak	VERTICAL
2	288.44	31.51	-7.99	23.52	46.00	-22.48	Peak	VERTICAL
3	467.70	32.29	-3.10	29.19	46.00	-16.81	Peak	VERTICAL
4	630.24	32.92	0.34	33.26	46.00	-12.74	Peak	VERTICAL
5	736.89	38.50	2.12	40.62	46.00	-5.38	Peak	VERTICAL
6	929.34	30.97	5.02	35.99	46.00	-10.01	Peak	VERTICAL

International Standard Laboratory Corp.
Company Address:No.120,Lane 180, Hsin Ho Rd.
Lung-Tan Dist., Tao Yuan City 325, Taiwan

Date: 2024-10-15

Project Number. : 24LR0141 Temp.(℃)/RH(%) : 24/57
Test Mode : EE HT20 B4 Tx High Ch Tested by : Barry Lee

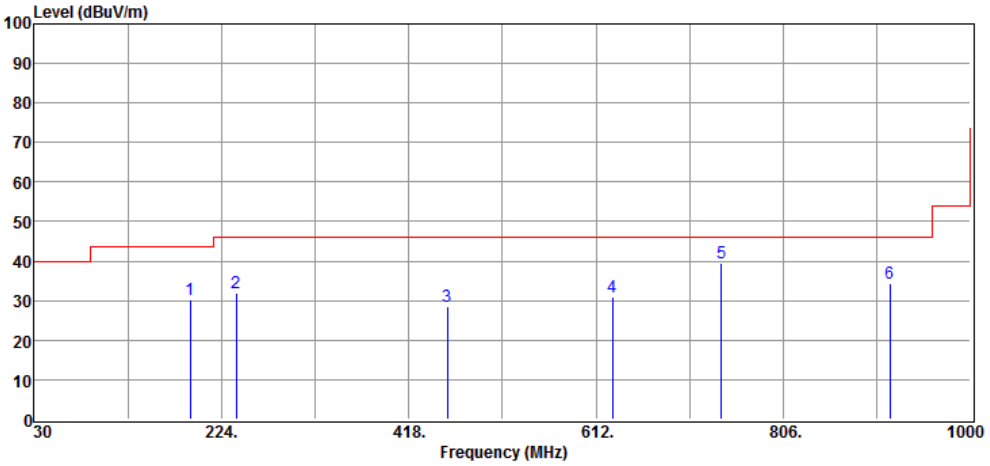

No	Freq MHz	Reading dBuV	Factor dB/m	Level dBuV/m	Limit dBuV/m	Margin dB	Remark	Pol V/H
1	192.00	42.19	-11.21	30.98	43.50	-12.52	Peak	HORIZONTAL
2	240.14	45.02	-10.03	34.99	46.00	-11.01	Peak	HORIZONTAL
3	457.78	31.13	-3.28	27.85	46.00	-18.15	Peak	HORIZONTAL
4	629.17	28.56	0.33	28.89	46.00	-17.11	Peak	HORIZONTAL
5	741.07	39.20	2.32	41.52	46.00	-4.48	Peak	HORIZONTAL
6	916.59	29.76	4.80	34.56	46.00	-11.44	Peak	HORIZONTAL

International Standard Laboratory Corp.
Company Address:No.120,Lane 180, Hsin Ho Rd.
Lung-Tan Dist., Tao Yuan City 325, Taiwan

Date: 2024-10-15

Project Number. : 24LR0141 Temp.(℃)/RH(%) : 24/57
Test Mode : CC HT20 B4 Tx High Ch Tested by : Barry Lee

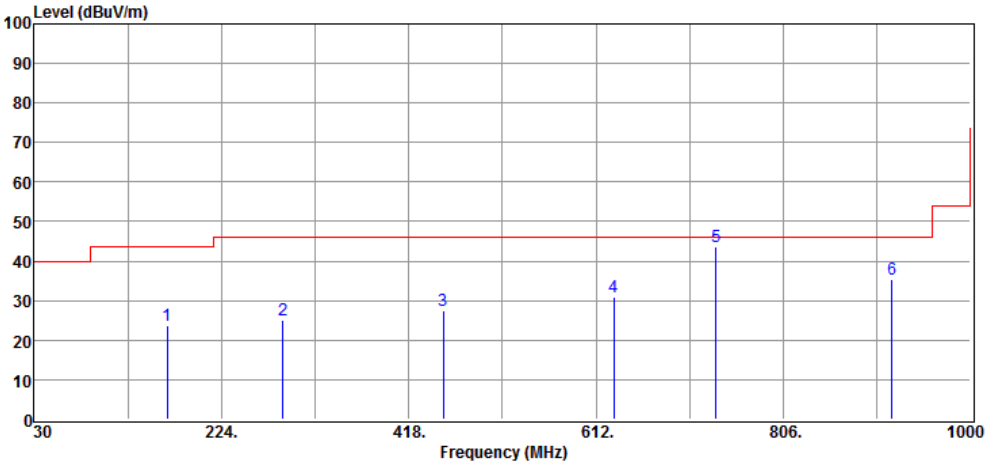

No	Freq MHz	Reading dBuV	Factor dB/m	Level dBuV/m	Limit dBuV/m	Margin dB	Remark	Pol V/H
1	167.81	33.15	-8.79	24.36	43.50	-19.14	Peak	VERTICAL
2	288.00	32.21	-7.99	24.22	46.00	-21.78	Peak	VERTICAL
3	453.50	30.07	-3.37	26.70	46.00	-19.30	Peak	VERTICAL
4	630.37	28.99	0.34	29.33	46.00	-16.67	Peak	VERTICAL
5	735.96	39.48	2.08	41.56	46.00	-4.44	Peak	VERTICAL
6	918.44	30.36	4.84	35.20	46.00	-10.80	Peak	VERTICAL

International Standard Laboratory Corp.
Company Address:No.120,Lane 180, Hsin Ho Rd.
Lung-Tan Dist., Tao Yuan City 325, Taiwan

Date: 2024-10-15

Project Number. : 24LR0141 Temp.(℃)/RH(%) : 24/57
Test Mode : CC HT20 B4 Tx High Ch Tested by : Barry Lee

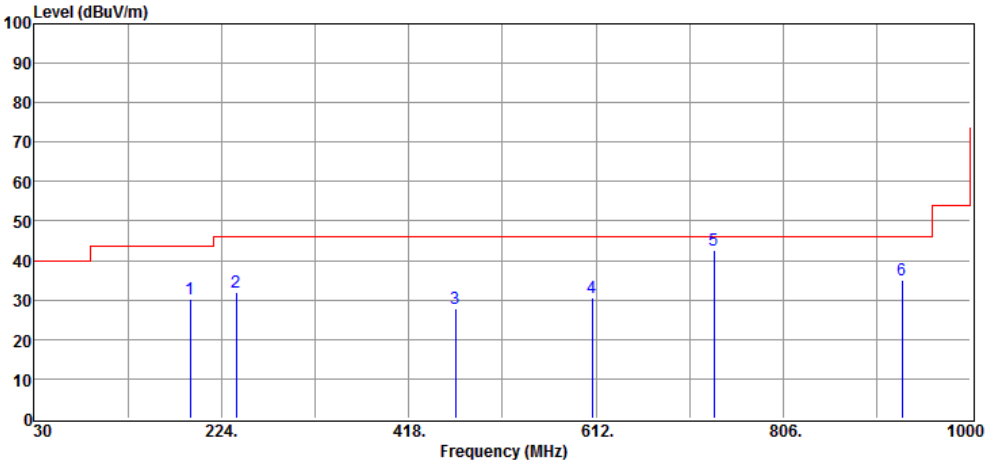

No	Freq MHz	Reading dBuV	Factor dB/m	Level dBuV/m	Limit dBuV/m	Margin dB	Remark	Pol V/H
1	192.68	37.72	-11.21	26.51	43.50	-16.99	Peak	HORIZONTAL
2	239.84	40.73	-10.03	30.70	46.00	-15.30	Peak	HORIZONTAL
3	466.24	31.11	-3.10	28.01	46.00	-17.99	Peak	HORIZONTAL
4	608.69	28.76	-0.10	28.66	46.00	-17.34	Peak	HORIZONTAL
5	734.20	40.16	2.03	42.19	46.00	-3.81	Peak	HORIZONTAL
6	928.27	26.77	5.02	31.79	46.00	-14.21	Peak	HORIZONTAL

International Standard Laboratory Corp.
Company Address:No.120,Lane 180, Hsin Ho Rd.
Lung-Tan Dist., Tao Yuan City 325, Taiwan

Date: 2024-10-15

Project Number. : 24LR0141 Temp.(℃)/RH(%) : 24/57
Test Mode : EE HT20 Straddle Ch Tested by : Barry Lee

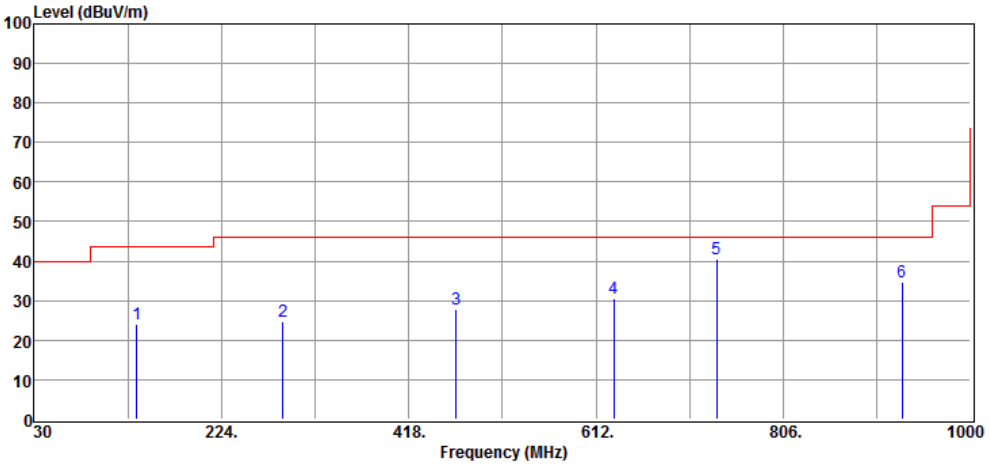

No	Freq MHz	Reading dBuV	Factor dB/m	Level dBuV/m	Limit dBuV/m	Margin dB	Remark	Pol V/H
1	136.49	33.92	-9.58	24.34	43.50	-19.16	Peak	VERTICAL
2	287.90	32.12	-7.99	24.13	46.00	-21.87	Peak	VERTICAL
3	467.82	30.58	-3.10	27.48	46.00	-18.52	Peak	VERTICAL
4	630.04	32.24	0.34	32.58	46.00	-13.42	Peak	VERTICAL
5	736.50	38.84	2.12	40.96	46.00	-5.04	Peak	VERTICAL
6	929.56	33.00	5.02	38.02	46.00	-7.98	Peak	VERTICAL

International Standard Laboratory Corp.
Company Address:No.120,Lane 180, Hsin Ho Rd.
Lung-Tan Dist., Tao Yuan City 325, Taiwan

Date: 2024-10-15

Project Number. : 24LR0141 Temp.(℃)/RH(%) : 24/57
Test Mode : EE HT20 Straddle Ch Tested by : Barry Lee

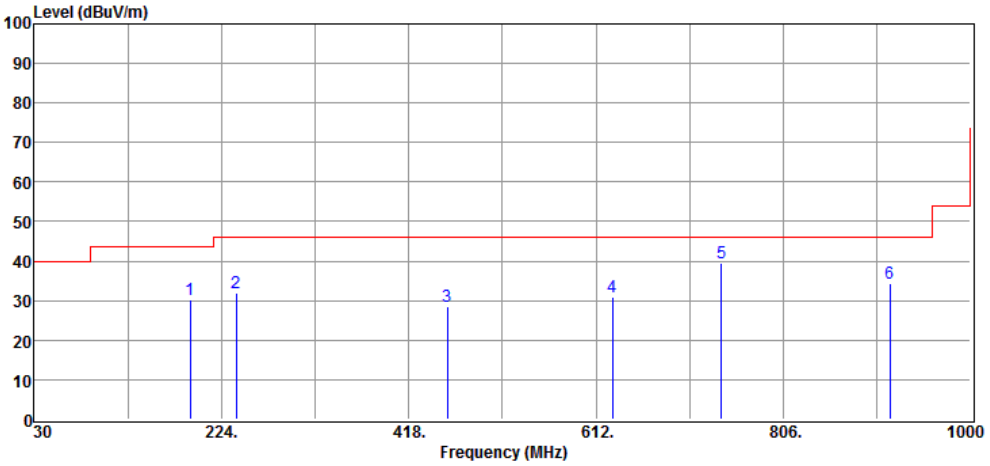

No	Freq MHz	Reading dBuV	Factor dB/m	Level dBuV/m	Limit dBuV/m	Margin dB	Remark	Pol V/H
1	192.55	42.05	-11.21	30.84	43.50	-12.66	Peak	HORIZONTAL
2	239.53	41.96	-10.03	31.93	46.00	-14.07	Peak	HORIZONTAL
3	457.36	29.39	-3.28	26.11	46.00	-19.89	Peak	HORIZONTAL
4	629.23	29.15	0.33	29.48	46.00	-16.52	Peak	HORIZONTAL
5	741.81	38.20	2.32	40.52	46.00	-5.48	Peak	HORIZONTAL
6	916.89	27.09	4.80	31.89	46.00	-14.11	Peak	HORIZONTAL

International Standard Laboratory Corp.
Company Address:No.120,Lane 180, Hsin Ho Rd.
Lung-Tan Dist., Tao Yuan City 325, Taiwan

Date: 2024-10-15

Project Number. : 24LR0141 Temp.(℃)/RH(%) : 24/57
Test Mode : CC HT20 Straddle Ch Tested by : Barry Lee

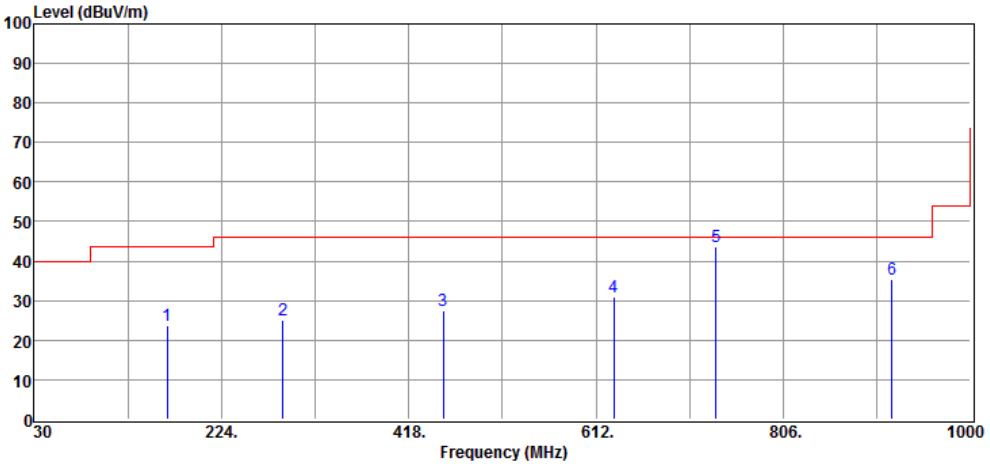

No	Freq MHz	Reading dBuV	Factor dB/m	Level dBuV/m	Limit dBuV/m	Margin dB	Remark	Pol V/H
1	168.18	34.44	-8.79	25.65	43.50	-17.85	Peak	VERTICAL
2	288.18	32.29	-7.99	24.30	46.00	-21.70	Peak	VERTICAL
3	453.90	29.88	-3.37	26.51	46.00	-19.49	Peak	VERTICAL
4	630.69	28.51	0.34	28.85	46.00	-17.15	Peak	VERTICAL
5	736.20	41.31	2.08	43.39	46.00	-2.61	Peak	VERTICAL
6	919.14	30.78	4.84	35.62	46.00	-10.38	Peak	VERTICAL

International Standard Laboratory Corp.
Company Address:No.120,Lane 180, Hsin Ho Rd.
Lung-Tan Dist., Tao Yuan City 325, Taiwan

Date: 2024-10-15

Project Number. : 24LR0141 Temp.(℃)/RH(%) : 24/57
Test Mode : CC HT20 Straddle Ch Tested by : Barry Lee

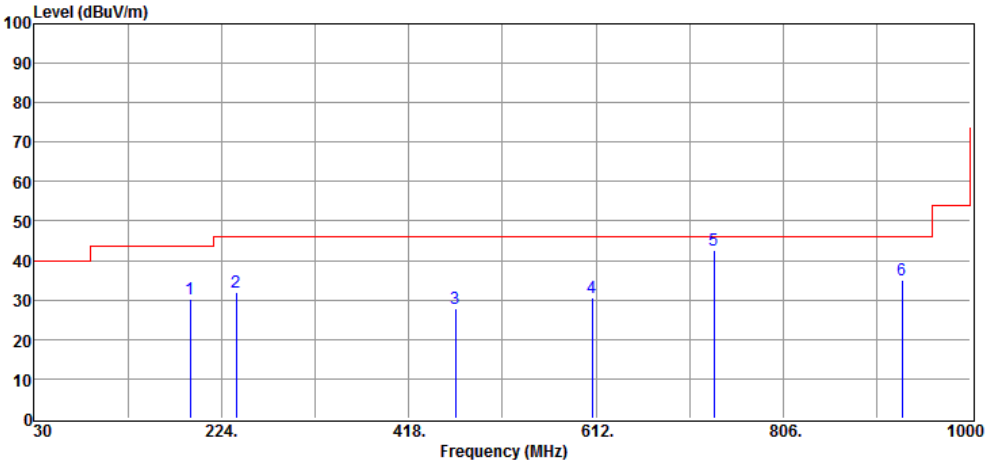

No	Freq MHz	Reading dBuV	Factor dB/m	Level dBuV/m	Limit dBuV/m	Margin dB	Remark	Pol V/H
1	192.31	37.69	-11.21	26.48	43.50	-17.02	Peak	HORIZONTAL
2	239.85	43.41	-10.03	33.38	46.00	-12.62	Peak	HORIZONTAL
3	466.26	33.95	-3.10	30.85	46.00	-15.15	Peak	HORIZONTAL
4	608.23	29.02	-0.10	28.92	46.00	-17.08	Peak	HORIZONTAL
5	733.87	40.43	2.03	42.46	46.00	-3.54	Peak	HORIZONTAL
6	928.97	30.08	5.02	35.10	46.00	-10.90	Peak	HORIZONTAL

International Standard Laboratory Corp.
Company Address:No.120,Lane 180, Hsin Ho Rd.
Lung-Tan Dist., Tao Yuan City 325, Taiwan

Date: 2024-10-15

Project Number. : 24LR0141 Temp.(℃)/RH(%) : 24/57
Test Mode : EE VHT20 B1&2 Tx Low Ch Tested by : Barry Lee

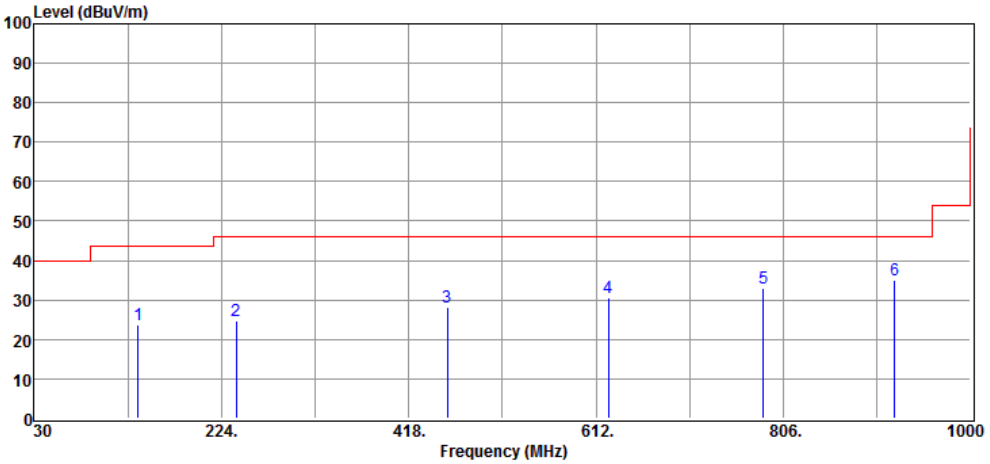

No	Freq MHz	Reading dBuV	Factor dB/m	Level dBuV/m	Limit dBuV/m	Margin dB	Remark	Pol V/H
1	138.13	33.65	-9.44	24.21	43.50	-19.29	Peak	VERTICAL
2	239.24	36.69	-10.03	26.66	46.00	-19.34	Peak	VERTICAL
3	458.17	30.11	-3.28	26.83	46.00	-19.17	Peak	VERTICAL
4	624.54	31.49	0.31	31.80	46.00	-14.20	Peak	VERTICAL
5	785.59	29.43	2.91	32.34	46.00	-13.66	Peak	VERTICAL
6	921.32	31.53	4.92	36.45	46.00	-9.55	Peak	VERTICAL

International Standard Laboratory Corp.
Company Address:No.120,Lane 180, Hsin Ho Rd.
Lung-Tan Dist., Tao Yuan City 325, Taiwan

Date: 2024-10-15

Project Number. : 24LR0141 Temp.(℃)/RH(%) : 24/57
Test Mode : EE VHT20 B1&2 Tx Low Ch Tested by : Barry Lee

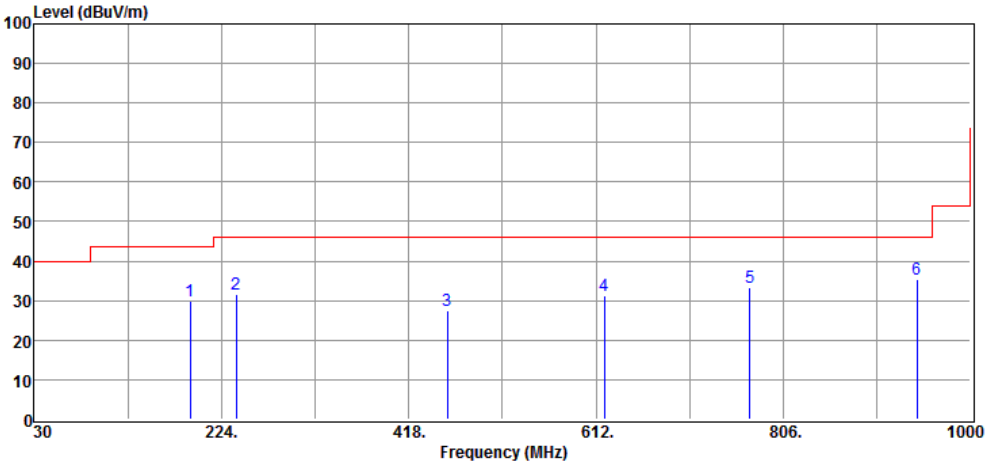

No	Freq MHz	Reading dBuV	Factor dB/m	Level dBuV/m	Limit dBuV/m	Margin dB	Remark	Pol V/H
1	191.63	39.42	-11.21	28.21	43.50	-15.29	Peak	HORIZONTAL
2	239.58	40.16	-10.03	30.13	46.00	-15.87	Peak	HORIZONTAL
3	457.84	29.64	-3.28	26.36	46.00	-19.64	Peak	HORIZONTAL
4	620.77	32.98	0.21	33.19	46.00	-12.81	Peak	HORIZONTAL
5	771.46	28.56	3.02	31.58	46.00	-14.42	Peak	HORIZONTAL
6	945.20	31.30	5.17	36.47	46.00	-9.53	Peak	HORIZONTAL

International Standard Laboratory Corp.
Company Address:No.120,Lane 180, Hsin Ho Rd.
Lung-Tan Dist., Tao Yuan City 325, Taiwan

Date: 2024-10-15

Project Number. : 24LR0141 Temp.(℃)/RH(%) : 24/57
Test Mode : CC VHT20 B1&2 Tx Low Ch Tested by : Barry Lee

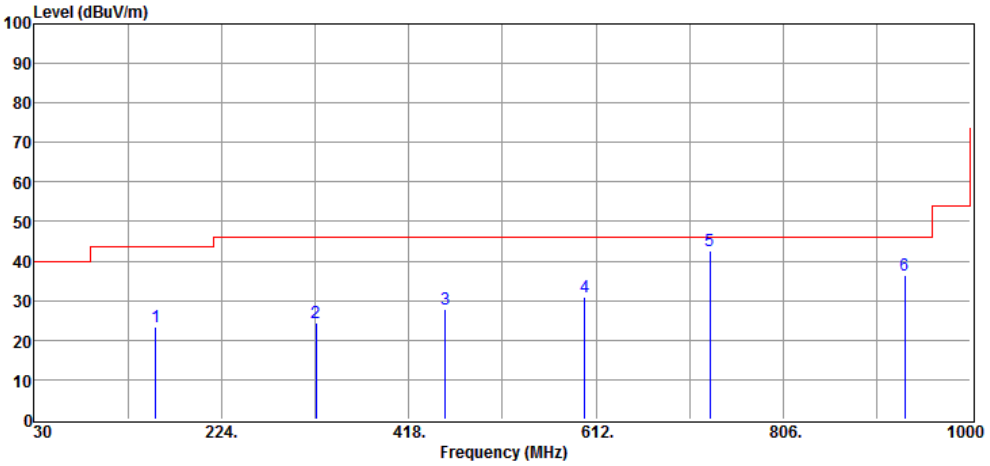

No	Freq MHz	Reading dBuV	Factor dB/m	Level dBuV/m	Limit dBuV/m	Margin dB	Remark	Pol V/H
1	156.48	32.86	-8.39	24.47	43.50	-19.03	Peak	VERTICAL
2	321.51	31.97	-6.95	25.02	46.00	-20.98	Peak	VERTICAL
3	456.16	31.48	-3.32	28.16	46.00	-17.84	Peak	VERTICAL
4	600.41	31.52	-0.28	31.24	46.00	-14.76	Peak	VERTICAL
5	729.96	41.22	2.01	43.23	46.00	-2.77	Peak	VERTICAL
6	932.01	32.99	4.99	37.98	46.00	-8.02	Peak	VERTICAL

International Standard Laboratory Corp.
Company Address:No.120,Lane 180, Hsin Ho Rd.
Lung-Tan Dist., Tao Yuan City 325, Taiwan

Date: 2024-10-15

Project Number. : 24LR0141 Temp.(℃)/RH(%) : 24/57
Test Mode : CC VHT20 B1&2 Tx Low Ch Tested by : Barry Lee

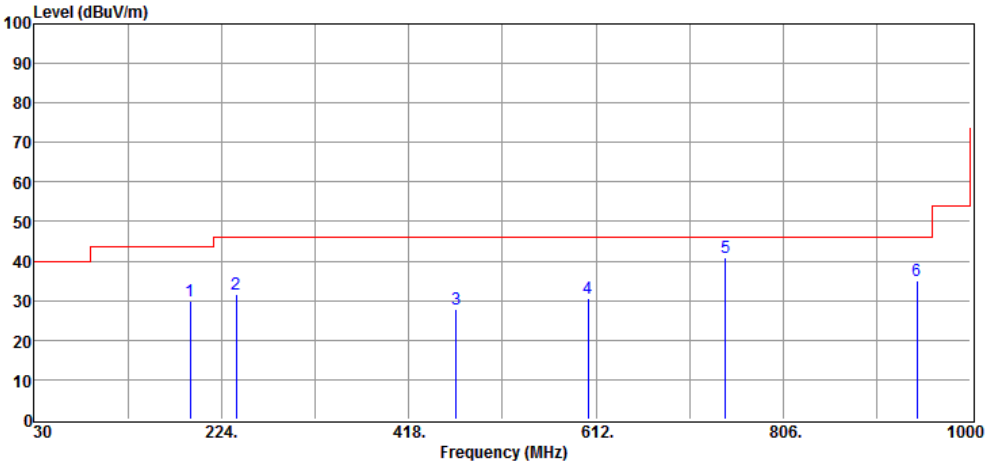

No	Freq MHz	Reading dBuV	Factor dB/m	Level dBuV/m	Limit dBuV/m	Margin dB	Remark	Pol V/H
1	192.48	40.51	-11.21	29.30	43.50	-14.20	Peak	HORIZONTAL
2	240.02	42.16	-10.03	32.13	46.00	-13.87	Peak	HORIZONTAL
3	467.96	32.89	-3.10	29.79	46.00	-16.21	Peak	HORIZONTAL
4	604.12	29.06	-0.19	28.87	46.00	-17.13	Peak	HORIZONTAL
5	745.55	39.41	2.48	41.89	46.00	-4.11	Peak	HORIZONTAL
6	945.16	29.04	5.17	34.21	46.00	-11.79	Peak	HORIZONTAL

International Standard Laboratory Corp.
Company Address:No.120,Lane 180, Hsin Ho Rd.
Lung-Tan Dist., Tao Yuan City 325, Taiwan

Date: 2024-10-15

Project Number. : 24LR0141 Temp.(℃)/RH(%) : 24/57
Test Mode : EE VHT20 B1&2 Tx Mid Ch Tested by : Barry Lee

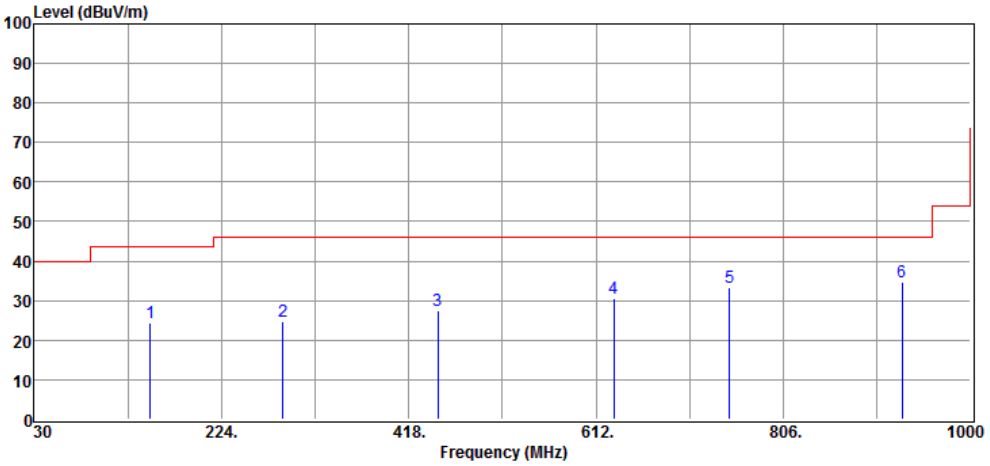

No	Freq MHz	Reading dBuV	Factor dB/m	Level dBuV/m	Limit dBuV/m	Margin dB	Remark	Pol V/H
1	150.77	32.02	-8.43	23.59	43.50	-19.91	Peak	VERTICAL
2	287.82	31.17	-7.99	23.18	46.00	-22.82	Peak	VERTICAL
3	448.57	29.38	-3.51	25.87	46.00	-20.13	Peak	VERTICAL
4	630.65	29.81	0.34	30.15	46.00	-15.85	Peak	VERTICAL
5	750.71	32.69	2.61	35.30	46.00	-10.70	Peak	VERTICAL
6	929.00	29.36	5.02	34.38	46.00	-11.62	Peak	VERTICAL

International Standard Laboratory Corp.
Company Address:No.120,Lane 180, Hsin Ho Rd.
Lung-Tan Dist., Tao Yuan City 325, Taiwan

Date: 2024-10-15

Project Number. : 24LR0141 Temp.(℃)/RH(%) : 24/57
Test Mode : EE VHT20 B1&2 Tx Mid Ch Tested by : Barry Lee

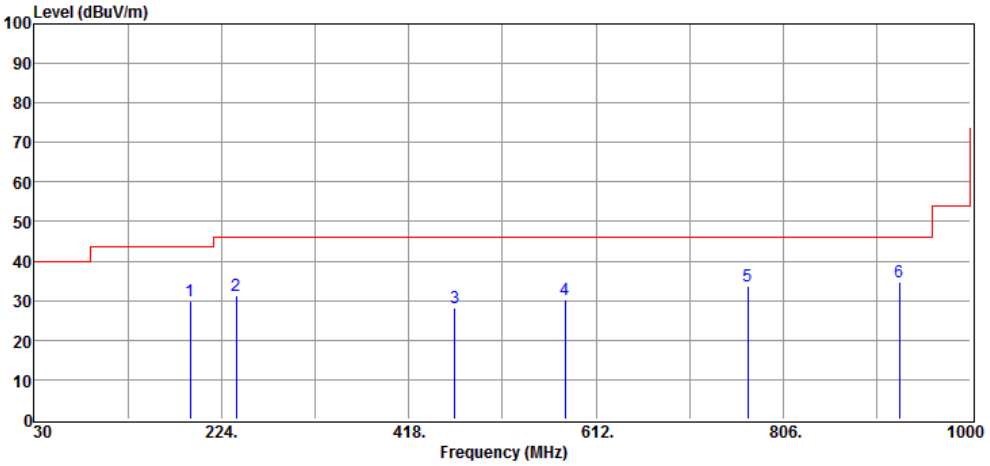

No	Freq MHz	Reading dBuV	Factor dB/m	Level dBuV/m	Limit dBuV/m	Margin dB	Remark	Pol V/H
1	191.62	40.89	-11.21	29.68	43.50	-13.82	Peak	HORIZONTAL
2	240.02	42.53	-10.03	32.50	46.00	-13.50	Peak	HORIZONTAL
3	465.27	30.66	-3.11	27.55	46.00	-18.45	Peak	HORIZONTAL
4	579.54	32.25	-0.86	31.39	46.00	-14.61	Peak	HORIZONTAL
5	769.17	32.02	3.04	35.06	46.00	-10.94	Peak	HORIZONTAL
6	926.30	28.50	5.01	33.51	46.00	-12.49	Peak	HORIZONTAL

International Standard Laboratory Corp.
Company Address:No.120,Lane 180, Hsin Ho Rd.
Lung-Tan Dist., Tao Yuan City 325, Taiwan

Date: 2024-10-15

Project Number. : 24LR0141 Temp.(℃)/RH(%) : 24/57
Test Mode : CC VHT20 B1&2 Tx Mid Ch Tested by : Barry Lee

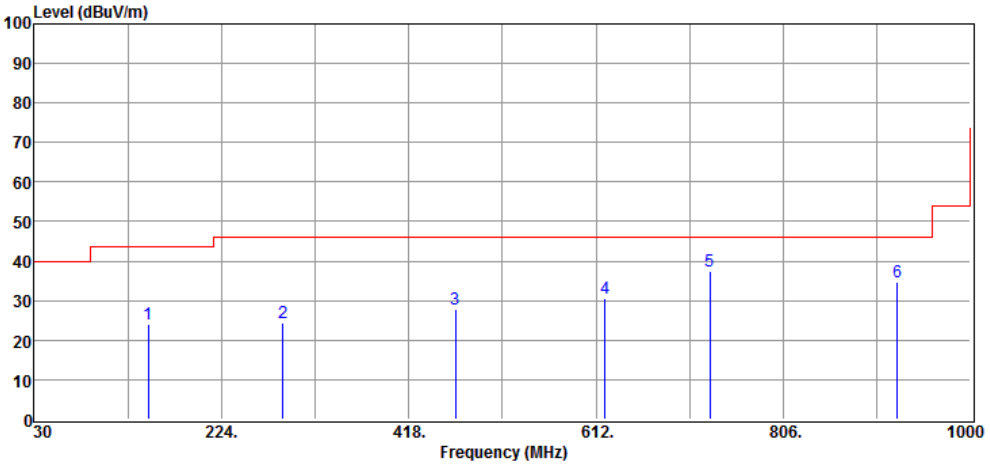

No	Freq MHz	Reading dBuV	Factor dB/m	Level dBuV/m	Limit dBuV/m	Margin dB	Remark	Pol V/H
1	148.01	30.97	-8.58	22.39	43.50	-21.11	Peak	VERTICAL
2	288.38	30.23	-7.99	22.24	46.00	-23.76	Peak	VERTICAL
3	466.16	28.88	-3.10	25.78	46.00	-20.22	Peak	VERTICAL
4	622.06	30.15	0.23	30.38	46.00	-15.62	Peak	VERTICAL
5	729.94	33.48	2.01	35.49	46.00	-10.51	Peak	VERTICAL
6	924.73	28.61	5.00	33.61	46.00	-12.39	Peak	VERTICAL

International Standard Laboratory Corp.
Company Address:No.120,Lane 180, Hsin Ho Rd.
Lung-Tan Dist., Tao Yuan City 325, Taiwan

Date: 2024-10-15

Project Number. : 24LR0141 Temp.(℃)/RH(%) : 24/57
Test Mode : CC VHT20 B1&2 Tx Mid Ch Tested by : Barry Lee

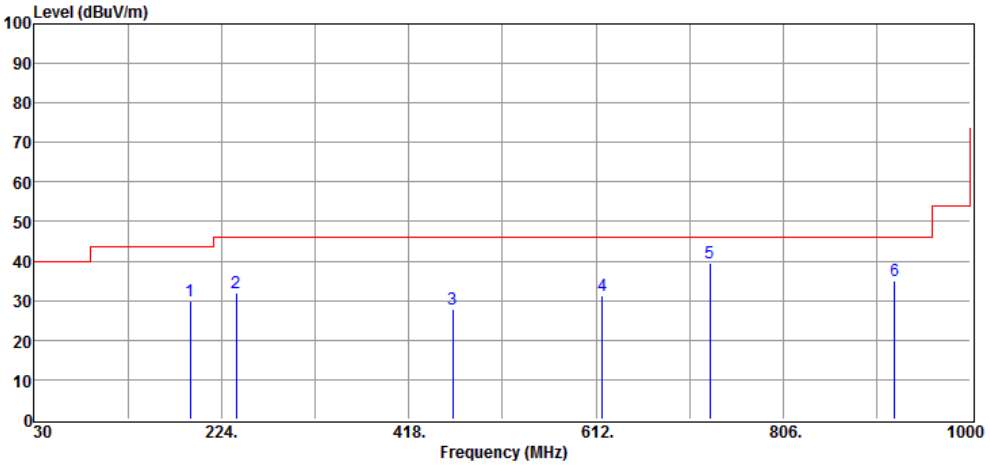

No	Freq MHz	Reading dBuV	Factor dB/m	Level dBuV/m	Limit dBuV/m	Margin dB	Remark	Pol V/H
1	191.88	39.90	-11.21	28.69	43.50	-14.81	Peak	HORIZONTAL
2	239.08	41.47	-10.03	31.44	46.00	-14.56	Peak	HORIZONTAL
3	463.34	32.68	-3.14	29.54	46.00	-16.46	Peak	HORIZONTAL
4	618.57	32.27	0.19	32.46	46.00	-13.54	Peak	HORIZONTAL
5	730.41	36.60	2.01	38.61	46.00	-7.39	Peak	HORIZONTAL
6	920.99	29.13	4.92	34.05	46.00	-11.95	Peak	HORIZONTAL

International Standard Laboratory Corp.
Company Address:No.120,Lane 180, Hsin Ho Rd.
Lung-Tan Dist., Tao Yuan City 325, Taiwan

Date: 2024-10-15

Project Number. : 24LR0141 Temp.(℃)/RH(%) : 24/57
Test Mode : EE VHT20 B1&2 Tx High Ch Tested by : Barry Lee

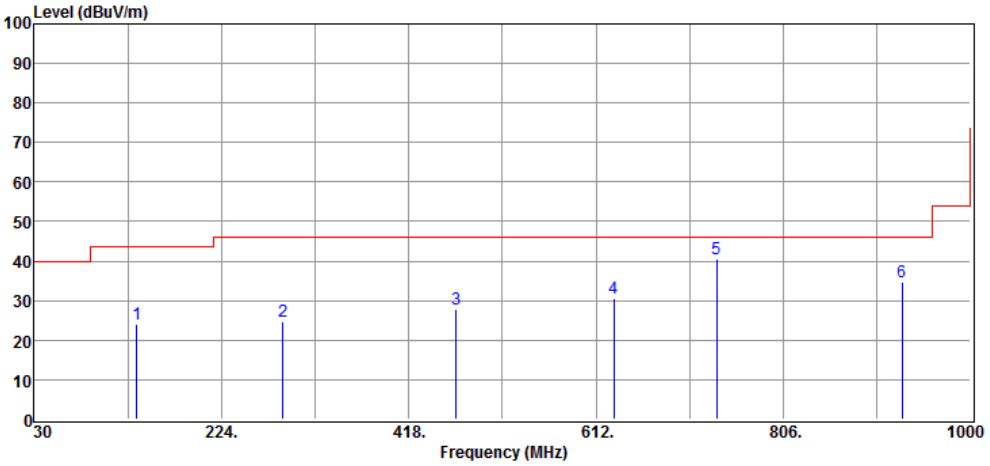

No	Freq MHz	Reading dBuV	Factor dB/m	Level dBuV/m	Limit dBuV/m	Margin dB	Remark	Pol V/H
1	136.85	33.08	-9.58	23.50	43.50	-20.00	Peak	VERTICAL
2	288.17	32.11	-7.99	24.12	46.00	-21.88	Peak	VERTICAL
3	467.36	29.16	-3.10	26.06	46.00	-19.94	Peak	VERTICAL
4	630.80	29.23	0.34	29.57	46.00	-16.43	Peak	VERTICAL
5	737.36	39.59	2.12	41.71	46.00	-4.29	Peak	VERTICAL
6	929.11	29.48	5.02	34.50	46.00	-11.50	Peak	VERTICAL

International Standard Laboratory Corp.
Company Address:No.120,Lane 180, Hsin Ho Rd.
Lung-Tan Dist., Tao Yuan City 325, Taiwan

Date: 2024-10-15

Project Number. : 24LR0141 Temp.(℃)/RH(%) : 24/57
Test Mode : EE VHT20 B1&2 Tx High Ch Tested by : Barry Lee

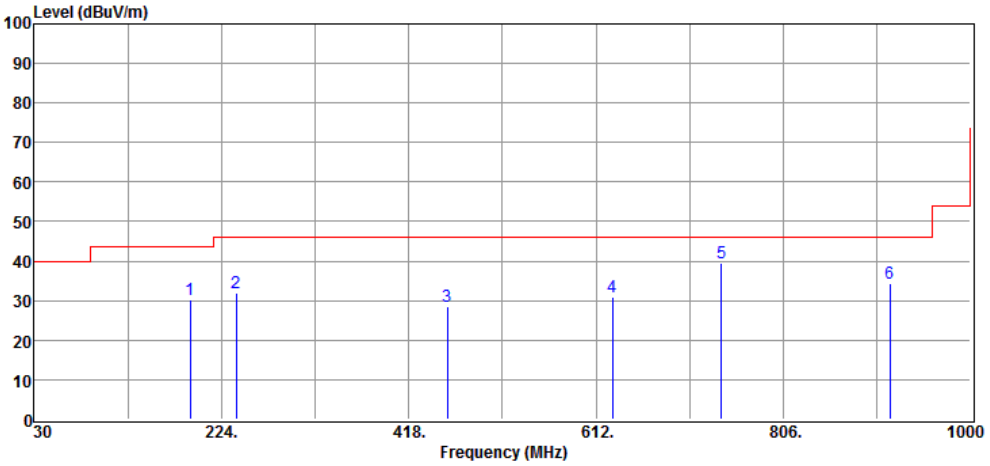

No	Freq MHz	Reading dBuV	Factor dB/m	Level dBuV/m	Limit dBuV/m	Margin dB	Remark	Pol V/H
1	191.97	42.49	-11.21	31.28	43.50	-12.22	Peak	HORIZONTAL
2	239.09	42.90	-10.03	32.87	46.00	-13.13	Peak	HORIZONTAL
3	457.54	31.93	-3.28	28.65	46.00	-17.35	Peak	HORIZONTAL
4	628.97	31.44	0.33	31.77	46.00	-14.23	Peak	HORIZONTAL
5	742.20	37.95	2.32	40.27	46.00	-5.73	Peak	HORIZONTAL
6	916.93	30.52	4.80	35.32	46.00	-10.68	Peak	HORIZONTAL

International Standard Laboratory Corp.
Company Address:No.120,Lane 180, Hsin Ho Rd.
Lung-Tan Dist., Tao Yuan City 325, Taiwan

Date: 2024-10-15

Project Number. : 24LR0141 Temp.(℃)/RH(%) : 24/57
Test Mode : CC VHT20 B1&2 Tx High Ch Tested by : Barry Lee

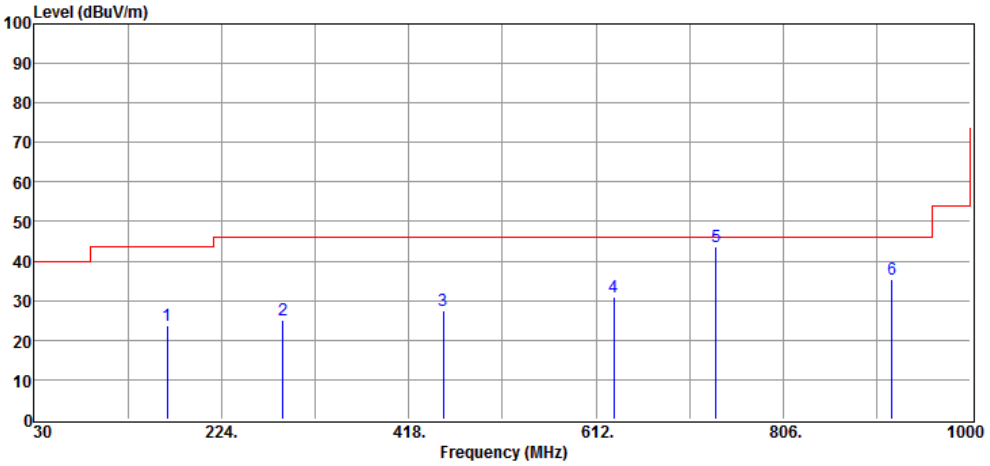

No	Freq MHz	Reading dBuV	Factor dB/m	Level dBuV/m	Limit dBuV/m	Margin dB	Remark	Pol V/H
1	167.51	34.24	-8.79	25.45	43.50	-18.05	Peak	VERTICAL
2	288.45	32.49	-7.99	24.50	46.00	-21.50	Peak	VERTICAL
3	454.21	29.45	-3.37	26.08	46.00	-19.92	Peak	VERTICAL
4	630.70	30.74	0.34	31.08	46.00	-14.92	Peak	VERTICAL
5	736.16	41.96	2.08	44.04	46.00	-1.96	Peak	VERTICAL
6	918.12	31.51	4.84	36.35	46.00	-9.65	Peak	VERTICAL

International Standard Laboratory Corp.
Company Address:No.120,Lane 180, Hsin Ho Rd.
Lung-Tan Dist., Tao Yuan City 325, Taiwan

Date: 2024-10-15

Project Number. : 24LR0141 Temp.(℃)/RH(%) : 24/57
Test Mode : CC VHT20 B1&2 Tx High Ch Tested by : Barry Lee

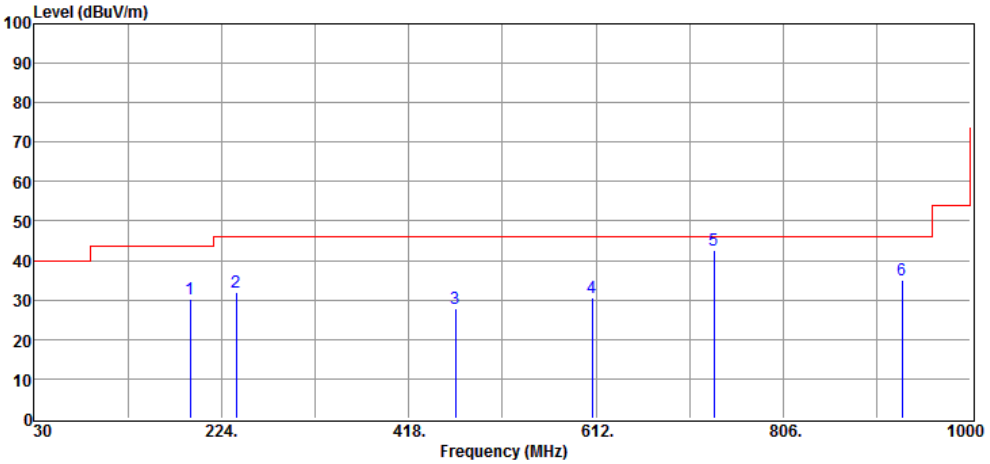

No	Freq MHz	Reading dBuV	Factor dB/m	Level dBuV/m	Limit dBuV/m	Margin dB	Remark	Pol V/H
1	191.81	41.79	-11.21	30.58	43.50	-12.92	Peak	HORIZONTAL
2	239.52	43.17	-10.03	33.14	46.00	-12.86	Peak	HORIZONTAL
3	466.45	32.25	-3.10	29.15	46.00	-16.85	Peak	HORIZONTAL
4	608.48	29.89	-0.10	29.79	46.00	-16.21	Peak	HORIZONTAL
5	734.56	40.07	2.03	42.10	46.00	-3.90	Peak	HORIZONTAL
6	928.69	28.83	5.02	33.85	46.00	-12.15	Peak	HORIZONTAL

International Standard Laboratory Corp.
Company Address:No.120,Lane 180, Hsin Ho Rd.
Lung-Tan Dist., Tao Yuan City 325, Taiwan

Date: 2024-10-15

Project Number. : 24LR0141 Temp.(℃)/RH(%) : 24/57
Test Mode : EE VHT20 B3 Tx Low Ch Tested by : Barry Lee

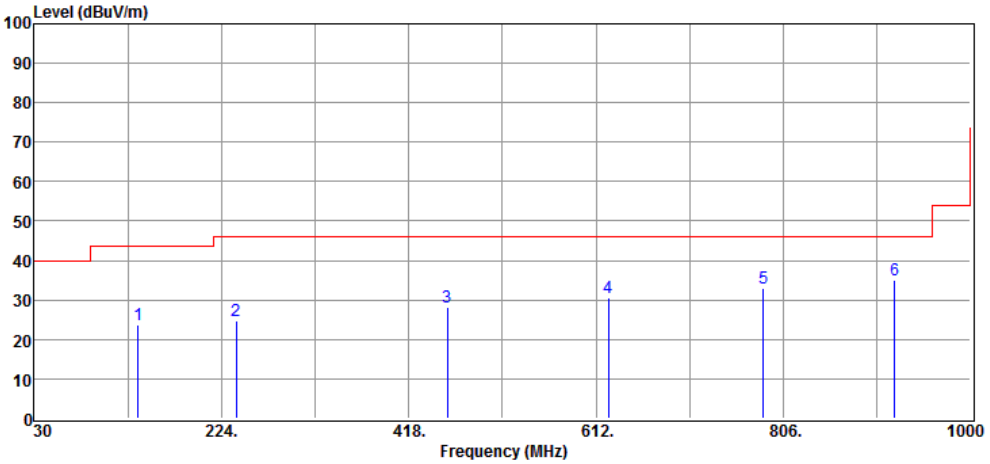

No	Freq MHz	Reading dBuV	Factor dB/m	Level dBuV/m	Limit dBuV/m	Margin dB	Remark	Pol V/H
1	137.52	31.82	-9.44	22.38	43.50	-21.12	Peak	VERTICAL
2	239.39	33.17	-10.03	23.14	46.00	-22.86	Peak	VERTICAL
3	458.13	30.52	-3.28	27.24	46.00	-18.76	Peak	VERTICAL
4	624.30	32.49	0.31	32.80	46.00	-13.20	Peak	VERTICAL
5	785.77	28.59	2.91	31.50	46.00	-14.50	Peak	VERTICAL
6	921.17	29.65	4.92	34.57	46.00	-11.43	Peak	VERTICAL

International Standard Laboratory Corp.
Company Address:No.120,Lane 180, Hsin Ho Rd.
Lung-Tan Dist., Tao Yuan City 325, Taiwan

Date: 2024-10-15

Project Number. : 24LR0141 Temp.(℃)/RH(%) : 24/57
Test Mode : EE VHT20 B3 Tx Low Ch Tested by : Barry Lee

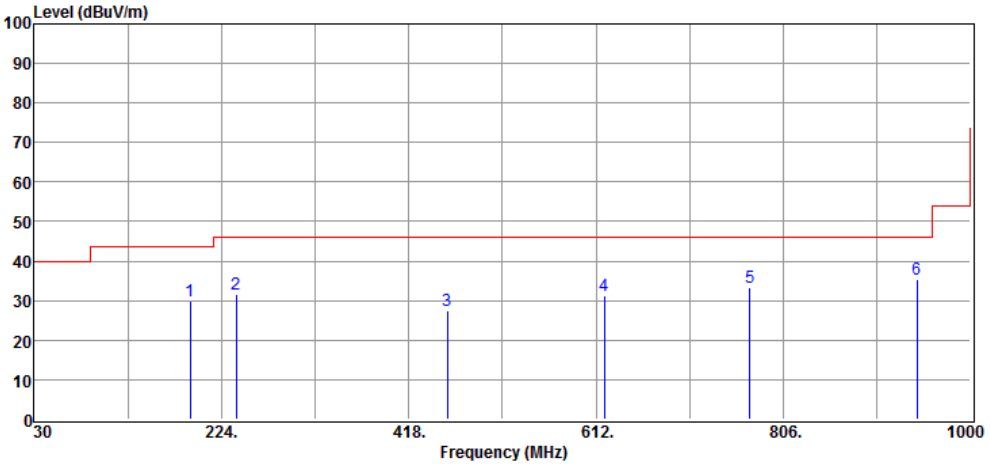

No	Freq MHz	Reading dBuV	Factor dB/m	Level dBuV/m	Limit dBuV/m	Margin dB	Remark	Pol V/H
1	192.74	39.86	-11.21	28.65	43.50	-14.85	Peak	HORIZONTAL
2	239.64	42.29	-10.03	32.26	46.00	-13.74	Peak	HORIZONTAL
3	458.62	30.64	-3.28	27.36	46.00	-18.64	Peak	HORIZONTAL
4	620.45	31.53	0.21	31.74	46.00	-14.26	Peak	HORIZONTAL
5	771.01	27.81	3.02	30.83	46.00	-15.17	Peak	HORIZONTAL
6	945.18	31.55	5.17	36.72	46.00	-9.28	Peak	HORIZONTAL

International Standard Laboratory Corp.
Company Address:No.120,Lane 180, Hsin Ho Rd.
Lung-Tan Dist., Tao Yuan City 325, Taiwan

Date: 2024-10-15

Project Number. : 24LR0141 Temp.(℃)/RH(%) : 24/57
Test Mode : CC VHT20 B3 Tx Low Ch Tested by : Barry Lee

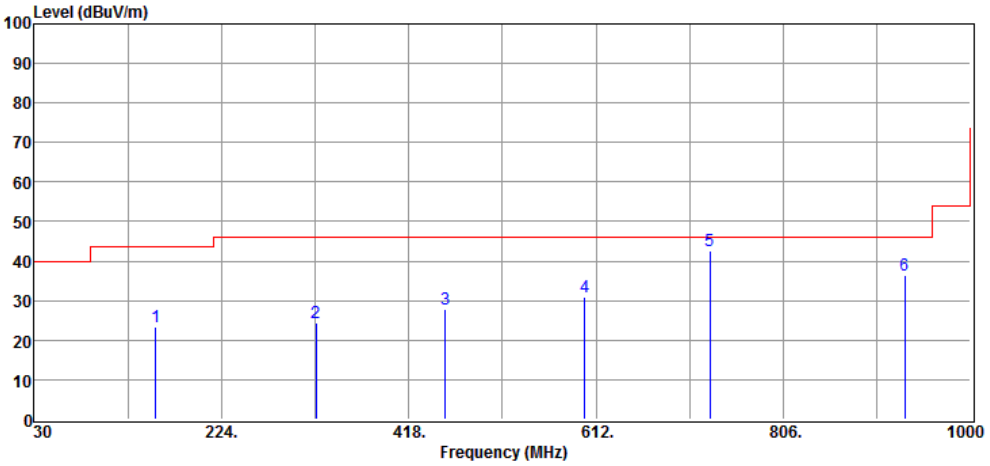

No	Freq MHz	Reading dBuV	Factor dB/m	Level dBuV/m	Limit dBuV/m	Margin dB	Remark	Pol V/H
1	156.17	33.09	-8.39	24.70	43.50	-18.80	Peak	VERTICAL
2	322.18	32.05	-6.95	25.10	46.00	-20.90	Peak	VERTICAL
3	455.59	30.58	-3.32	27.26	46.00	-18.74	Peak	VERTICAL
4	601.32	30.43	-0.28	30.15	46.00	-15.85	Peak	VERTICAL
5	730.30	42.29	2.01	44.30	46.00	-1.70	Peak	VERTICAL
6	932.03	33.46	4.99	38.45	46.00	-7.55	Peak	VERTICAL

International Standard Laboratory Corp.
Company Address:No.120,Lane 180, Hsin Ho Rd.
Lung-Tan Dist., Tao Yuan City 325, Taiwan

Date: 2024-10-15

Project Number. : 24LR0141 Temp.(℃)/RH(%) : 24/57
Test Mode : CC VHT20 B3 Tx Low Ch Tested by : Barry Lee

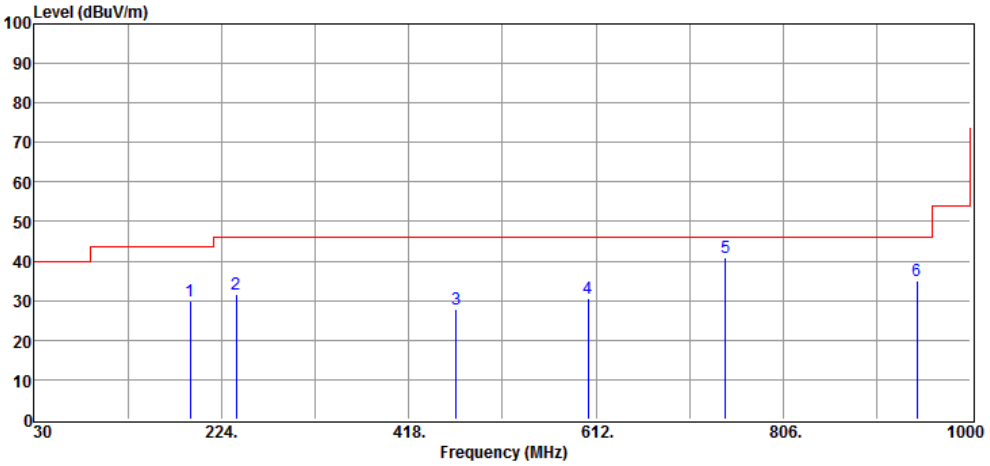

No	Freq MHz	Reading dBuV	Factor dB/m	Level dBuV/m	Limit dBuV/m	Margin dB	Remark	Pol V/H
1	192.07	41.37	-11.21	30.16	43.50	-13.34	Peak	HORIZONTAL
2	239.43	42.24	-10.03	32.21	46.00	-13.79	Peak	HORIZONTAL
3	467.69	28.17	-3.10	25.07	46.00	-20.93	Peak	HORIZONTAL
4	604.17	30.76	-0.19	30.57	46.00	-15.43	Peak	HORIZONTAL
5	746.11	36.44	2.48	38.92	46.00	-7.08	Peak	HORIZONTAL
6	944.83	30.49	5.17	35.66	46.00	-10.34	Peak	HORIZONTAL

International Standard Laboratory Corp.
Company Address:No.120,Lane 180, Hsin Ho Rd.
Lung-Tan Dist., Tao Yuan City 325, Taiwan

Date: 2024-10-15

Project Number. : 24LR0141 Temp.(℃)/RH(%) : 24/57
Test Mode : EE VHT20 B3 Tx Mid Ch Tested by : Barry Lee

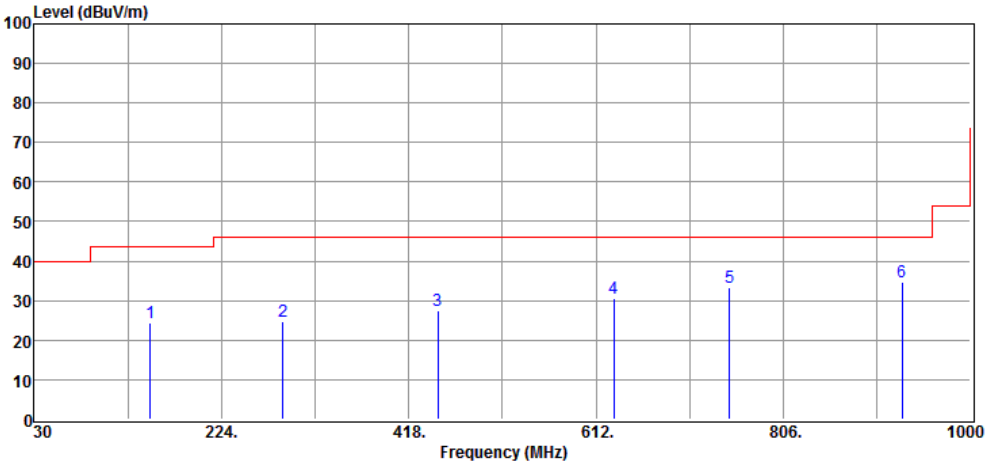

No	Freq MHz	Reading dBuV	Factor dB/m	Level dBuV/m	Limit dBuV/m	Margin dB	Remark	Pol V/H
1	149.75	32.50	-8.43	24.07	43.50	-19.43	Peak	VERTICAL
2	288.06	30.79	-7.99	22.80	46.00	-23.20	Peak	VERTICAL
3	447.33	31.40	-3.51	27.89	46.00	-18.11	Peak	VERTICAL
4	629.97	29.19	0.34	29.53	46.00	-16.47	Peak	VERTICAL
5	750.53	31.04	2.61	33.65	46.00	-12.35	Peak	VERTICAL
6	929.92	26.98	5.02	32.00	46.00	-14.00	Peak	VERTICAL

International Standard Laboratory Corp.
Company Address:No.120,Lane 180, Hsin Ho Rd.
Lung-Tan Dist., Tao Yuan City 325, Taiwan

Date: 2024-10-15

Project Number. : 24LR0141 Temp.(℃)/RH(%) : 24/57
Test Mode : EE VHT20 B3 Tx Mid Ch Tested by : Barry Lee

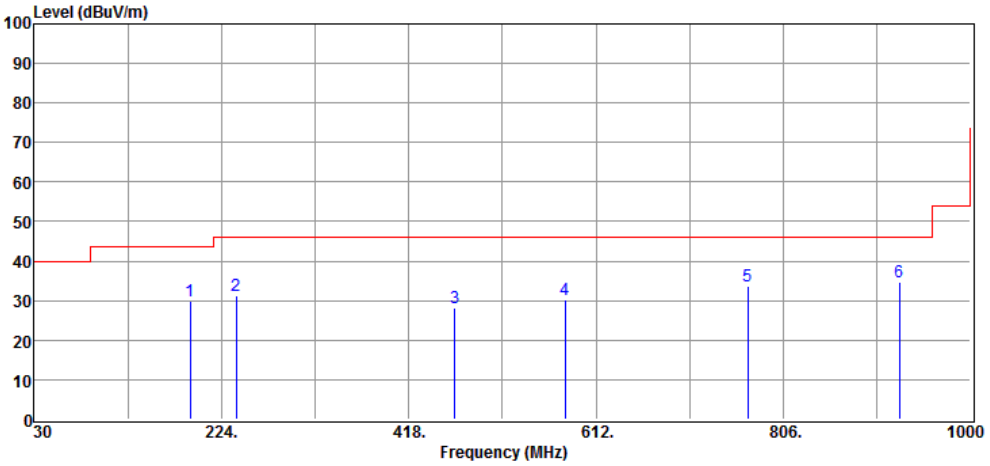

No	Freq MHz	Reading dBuV	Factor dB/m	Level dBuV/m	Limit dBuV/m	Margin dB	Remark	Pol V/H
1	191.46	43.10	-11.21	31.89	43.50	-11.61	Peak	HORIZONTAL
2	238.94	39.31	-10.03	29.28	46.00	-16.72	Peak	HORIZONTAL
3	465.29	31.04	-3.11	27.93	46.00	-18.07	Peak	HORIZONTAL
4	580.32	31.05	-0.86	30.19	46.00	-15.81	Peak	HORIZONTAL
5	768.77	30.16	3.04	33.20	46.00	-12.80	Peak	HORIZONTAL
6	926.46	29.24	5.01	34.25	46.00	-11.75	Peak	HORIZONTAL

International Standard Laboratory Corp.
Company Address:No.120,Lane 180, Hsin Ho Rd.
Lung-Tan Dist., Tao Yuan City 325, Taiwan

Date: 2024-10-15

Project Number. : 24LR0141 Temp.(℃)/RH(%) : 24/57
Test Mode : CC VHT20 B3 Tx Mid Ch Tested by : Barry Lee

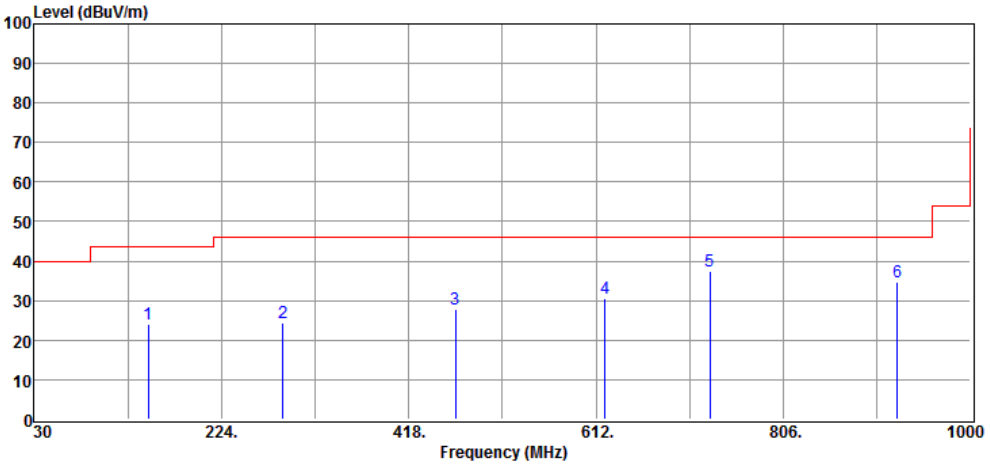

No	Freq MHz	Reading dBuV	Factor dB/m	Level dBuV/m	Limit dBuV/m	Margin dB	Remark	Pol V/H
1	148.78	33.13	-8.58	24.55	43.50	-18.95	Peak	VERTICAL
2	287.89	32.18	-7.99	24.19	46.00	-21.81	Peak	VERTICAL
3	466.43	33.21	-3.10	30.11	46.00	-15.89	Peak	VERTICAL
4	621.62	30.72	0.23	30.95	46.00	-15.05	Peak	VERTICAL
5	729.93	37.44	2.01	39.45	46.00	-6.55	Peak	VERTICAL
6	925.03	32.70	5.00	37.70	46.00	-8.30	Peak	VERTICAL

International Standard Laboratory Corp.
Company Address:No.120,Lane 180, Hsin Ho Rd.
Lung-Tan Dist., Tao Yuan City 325, Taiwan

Date: 2024-10-15

Project Number. : 24LR0141 Temp.(℃)/RH(%) : 24/57
Test Mode : CC VHT20 B3 Tx Mid Ch Tested by : Barry Lee

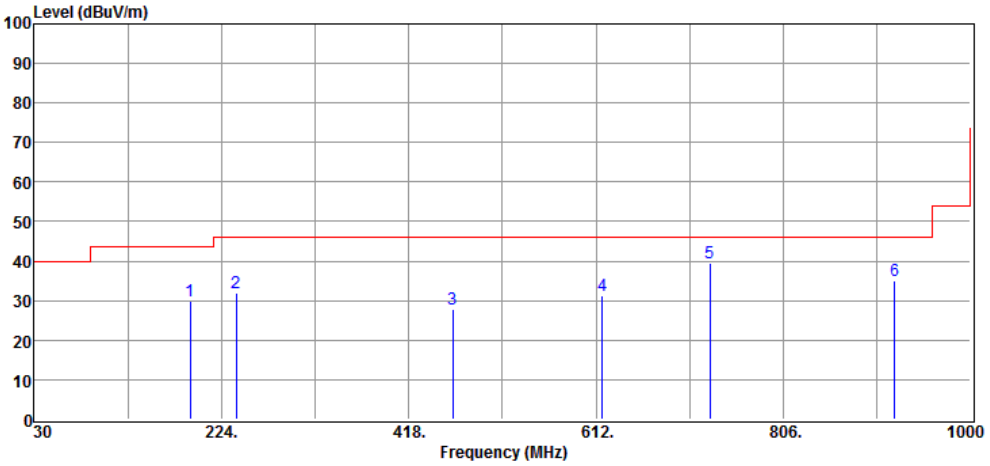

No	Freq MHz	Reading dBuV	Factor dB/m	Level dBuV/m	Limit dBuV/m	Margin dB	Remark	Pol V/H
1	191.33	40.70	-11.21	29.49	43.50	-14.01	Peak	HORIZONTAL
2	240.23	39.31	-10.03	29.28	46.00	-16.72	Peak	HORIZONTAL
3	464.04	31.60	-3.14	28.46	46.00	-17.54	Peak	HORIZONTAL
4	618.84	29.58	0.19	29.77	46.00	-16.23	Peak	HORIZONTAL
5	730.35	35.67	2.01	37.68	46.00	-8.32	Peak	HORIZONTAL
6	921.08	29.59	4.92	34.51	46.00	-11.49	Peak	HORIZONTAL

International Standard Laboratory Corp.
Company Address:No.120,Lane 180, Hsin Ho Rd.
Lung-Tan Dist., Tao Yuan City 325, Taiwan

Date: 2024-10-15

Project Number. : 24LR0141 Temp.(℃)/RH(%) : 24/57
Test Mode : EE VHT20 B3 Tx High Ch Tested by : Barry Lee

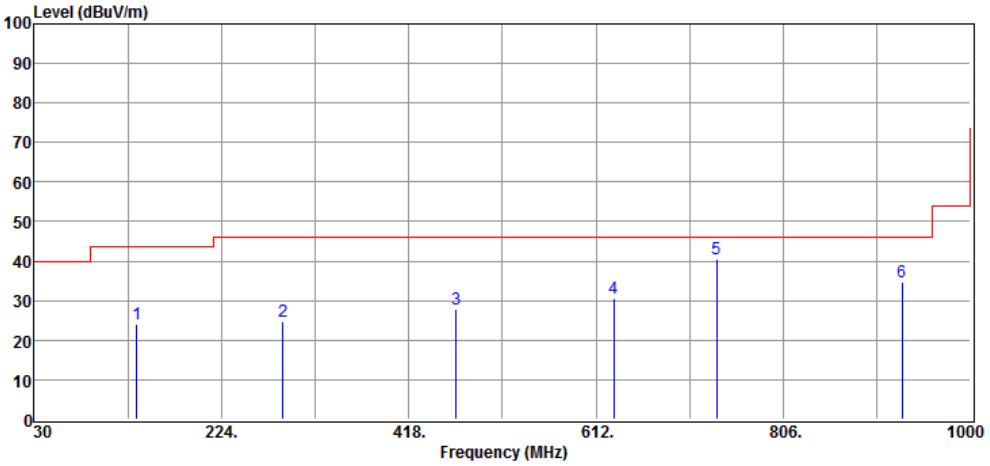

No	Freq MHz	Reading dBuV	Factor dB/m	Level dBuV/m	Limit dBuV/m	Margin dB	Remark	Pol V/H
1	136.23	33.89	-9.58	24.31	43.50	-19.19	Peak	VERTICAL
2	288.02	35.47	-7.99	27.48	46.00	-18.52	Peak	VERTICAL
3	467.24	33.02	-3.10	29.92	46.00	-16.08	Peak	VERTICAL
4	630.71	30.50	0.34	30.84	46.00	-15.16	Peak	VERTICAL
5	737.36	37.66	2.12	39.78	46.00	-6.22	Peak	VERTICAL
6	929.63	29.69	5.02	34.71	46.00	-11.29	Peak	VERTICAL

International Standard Laboratory Corp.
Company Address:No.120,Lane 180, Hsin Ho Rd.
Lung-Tan Dist., Tao Yuan City 325, Taiwan

Date: 2024-10-15

Project Number. : 24LR0141 Temp.(℃)/RH(%) : 24/57
Test Mode : EE VHT20 B3 Tx High Ch Tested by : Barry Lee

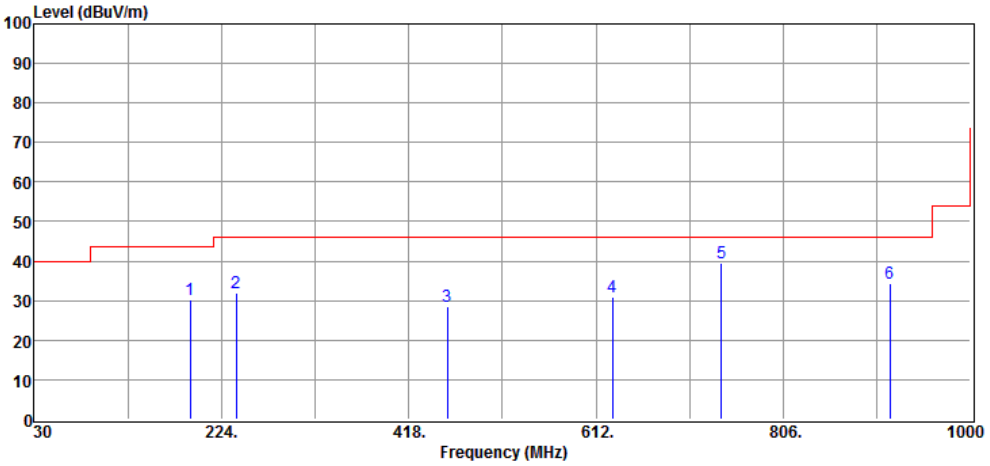

No	Freq MHz	Reading dBuV	Factor dB/m	Level dBuV/m	Limit dBuV/m	Margin dB	Remark	Pol V/H
1	192.78	44.38	-11.21	33.17	43.50	-10.33	Peak	HORIZONTAL
2	239.70	40.47	-10.03	30.44	46.00	-15.56	Peak	HORIZONTAL
3	457.42	31.21	-3.28	27.93	46.00	-18.07	Peak	HORIZONTAL
4	628.74	33.62	0.33	33.95	46.00	-12.05	Peak	HORIZONTAL
5	741.83	40.18	2.32	42.50	46.00	-3.50	Peak	HORIZONTAL
6	915.59	33.08	4.80	37.88	46.00	-8.12	Peak	HORIZONTAL

International Standard Laboratory Corp.
Company Address:No.120,Lane 180, Hsin Ho Rd.
Lung-Tan Dist., Tao Yuan City 325, Taiwan

Date: 2024-10-15

Project Number. : 24LR0141 Temp.(℃)/RH(%) : 24/57
Test Mode : CC VHT20 B3 Tx High Ch Tested by : Barry Lee

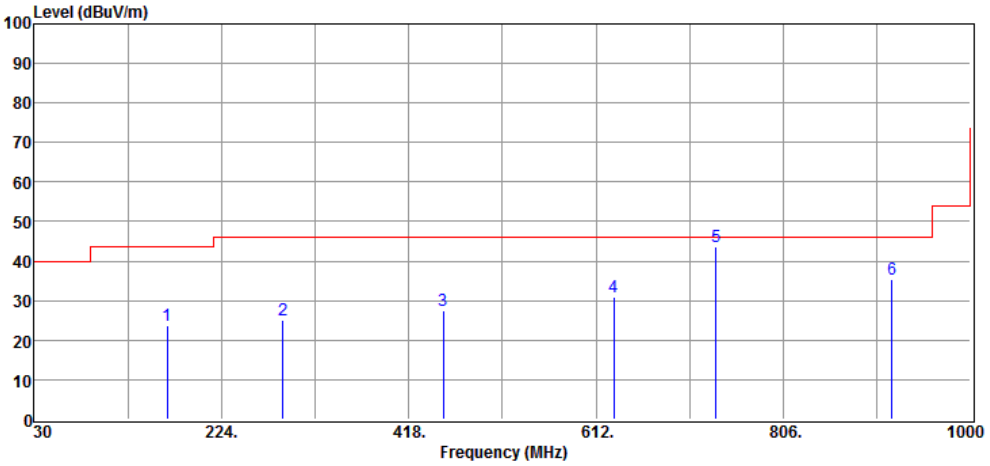

No	Freq MHz	Reading dBuV	Factor dB/m	Level dBuV/m	Limit dBuV/m	Margin dB	Remark	Pol V/H
1	167.66	33.60	-8.79	24.81	43.50	-18.69	Peak	VERTICAL
2	287.87	31.20	-7.99	23.21	46.00	-22.79	Peak	VERTICAL
3	453.75	31.76	-3.37	28.39	46.00	-17.61	Peak	VERTICAL
4	630.32	27.16	0.34	27.50	46.00	-18.50	Peak	VERTICAL
5	736.06	37.77	2.08	39.85	46.00	-6.15	Peak	VERTICAL
6	918.59	33.16	4.84	38.00	46.00	-8.00	Peak	VERTICAL

International Standard Laboratory Corp.
Company Address:No.120,Lane 180, Hsin Ho Rd.
Lung-Tan Dist., Tao Yuan City 325, Taiwan

Date: 2024-10-15

Project Number. : 24LR0141 Temp.(℃)/RH(%) : 24/57
Test Mode : CC VHT20 B3 Tx High Ch Tested by : Barry Lee

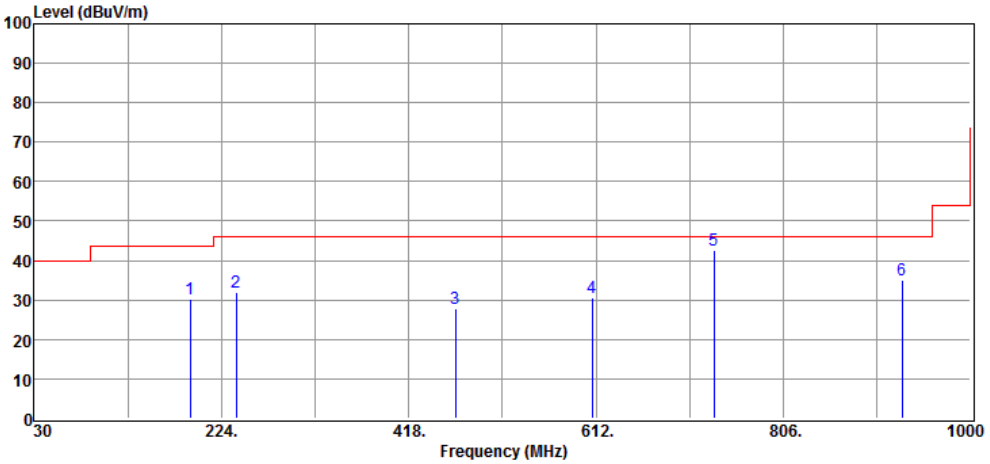

No	Freq MHz	Reading dBuV	Factor dB/m	Level dBuV/m	Limit dBuV/m	Margin dB	Remark	Pol V/H
1	191.72	37.72	-11.21	26.51	43.50	-16.99	Peak	HORIZONTAL
2	239.55	42.02	-10.03	31.99	46.00	-14.01	Peak	HORIZONTAL
3	466.51	28.51	-3.10	25.41	46.00	-20.59	Peak	HORIZONTAL
4	608.12	32.50	-0.10	32.40	46.00	-13.60	Peak	HORIZONTAL
5	734.04	38.65	2.03	40.68	46.00	-5.32	Peak	HORIZONTAL
6	928.87	28.01	5.02	33.03	46.00	-12.97	Peak	HORIZONTAL

International Standard Laboratory Corp.
Company Address:No.120,Lane 180, Hsin Ho Rd.
Lung-Tan Dist., Tao Yuan City 325, Taiwan

Date: 2024-10-15

Project Number. : 24LR0141 Temp.(℃)/RH(%) : 24/57
Test Mode : EE VHT20 B4 Tx Low Ch Tested by : Barry Lee

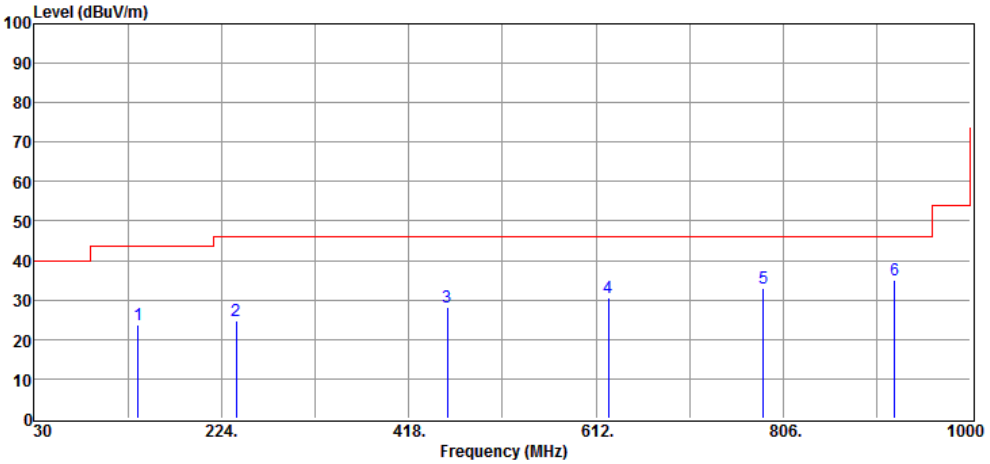

No	Freq MHz	Reading dBuV	Factor dB/m	Level dBuV/m	Limit dBuV/m	Margin dB	Remark	Pol V/H
1	138.34	31.60	-9.44	22.16	43.50	-21.34	Peak	VERTICAL
2	239.91	35.86	-10.03	25.83	46.00	-20.17	Peak	VERTICAL
3	457.71	32.03	-3.28	28.75	46.00	-17.25	Peak	VERTICAL
4	624.66	30.56	0.31	30.87	46.00	-15.13	Peak	VERTICAL
5	784.86	28.86	2.91	31.77	46.00	-14.23	Peak	VERTICAL
6	922.24	32.15	4.92	37.07	46.00	-8.93	Peak	VERTICAL

International Standard Laboratory Corp.
Company Address:No.120,Lane 180, Hsin Ho Rd.
Lung-Tan Dist., Tao Yuan City 325, Taiwan

Date: 2024-10-15

Project Number. : 24LR0141 Temp.(℃)/RH(%) : 24/57
Test Mode : EE VHT20 B4 Tx Low Ch Tested by : Barry Lee

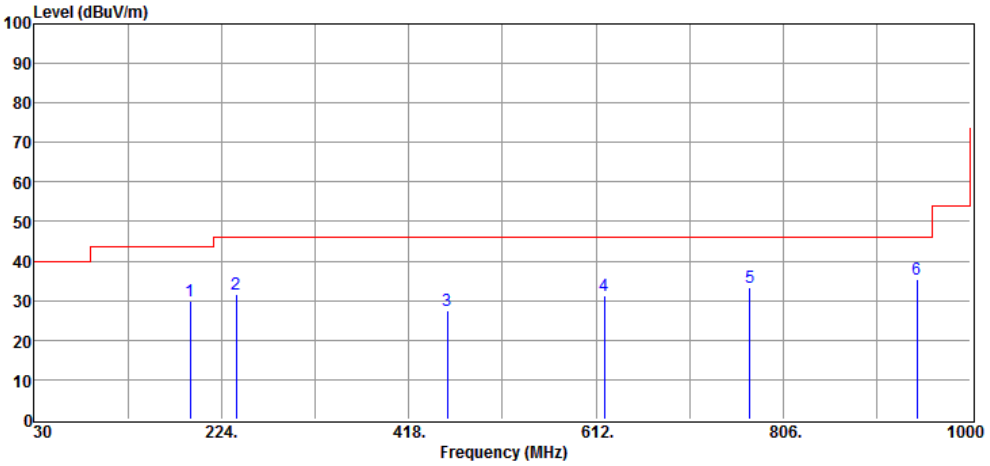

No	Freq MHz	Reading dBuV	Factor dB/m	Level dBuV/m	Limit dBuV/m	Margin dB	Remark	Pol V/H
1	192.30	41.02	-11.21	29.81	43.50	-13.69	Peak	HORIZONTAL
2	240.22	39.75	-10.03	29.72	46.00	-16.28	Peak	HORIZONTAL
3	457.85	32.32	-3.28	29.04	46.00	-16.96	Peak	HORIZONTAL
4	620.43	30.43	0.21	30.64	46.00	-15.36	Peak	HORIZONTAL
5	771.12	32.64	3.02	35.66	46.00	-10.34	Peak	HORIZONTAL
6	944.55	33.46	5.17	38.63	46.00	-7.37	Peak	HORIZONTAL

International Standard Laboratory Corp.
Company Address:No.120,Lane 180, Hsin Ho Rd.
Lung-Tan Dist., Tao Yuan City 325, Taiwan

Date: 2024-10-15

Project Number. : 24LR0141 Temp.(℃)/RH(%) : 24/57
Test Mode : CC VHT20 B4 Tx Low Ch Tested by : Barry Lee

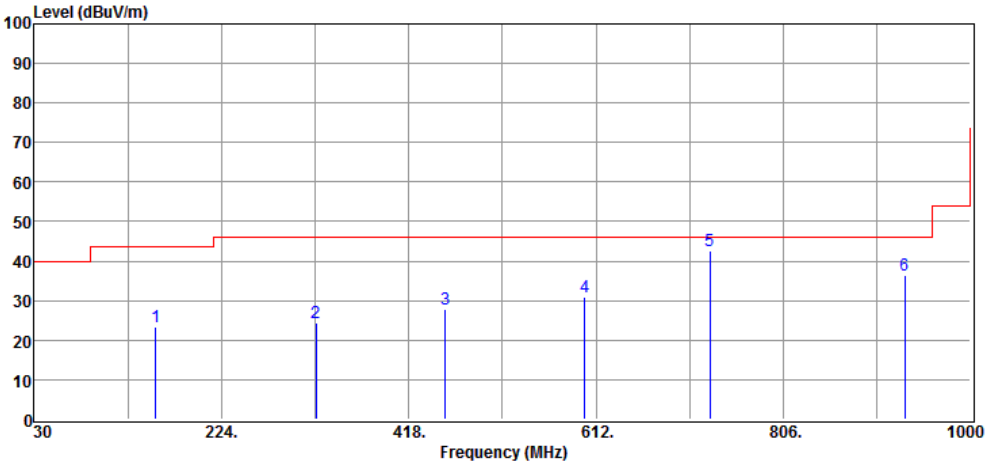

No	Freq MHz	Reading dBuV	Factor dB/m	Level dBuV/m	Limit dBuV/m	Margin dB	Remark	Pol V/H
1	155.93	32.30	-8.39	23.91	43.50	-19.59	Peak	VERTICAL
2	322.04	35.19	-6.95	28.24	46.00	-17.76	Peak	VERTICAL
3	455.93	31.21	-3.32	27.89	46.00	-18.11	Peak	VERTICAL
4	601.04	32.02	-0.28	31.74	46.00	-14.26	Peak	VERTICAL
5	730.46	38.27	2.01	40.28	46.00	-5.72	Peak	VERTICAL
6	931.80	32.00	4.99	36.99	46.00	-9.01	Peak	VERTICAL

International Standard Laboratory Corp.
Company Address:No.120,Lane 180, Hsin Ho Rd.
Lung-Tan Dist., Tao Yuan City 325, Taiwan

Date: 2024-10-15

Project Number. : 24LR0141 Temp.(℃)/RH(%) : 24/57
Test Mode : CC VHT20 B4 Tx Low Ch Tested by : Barry Lee

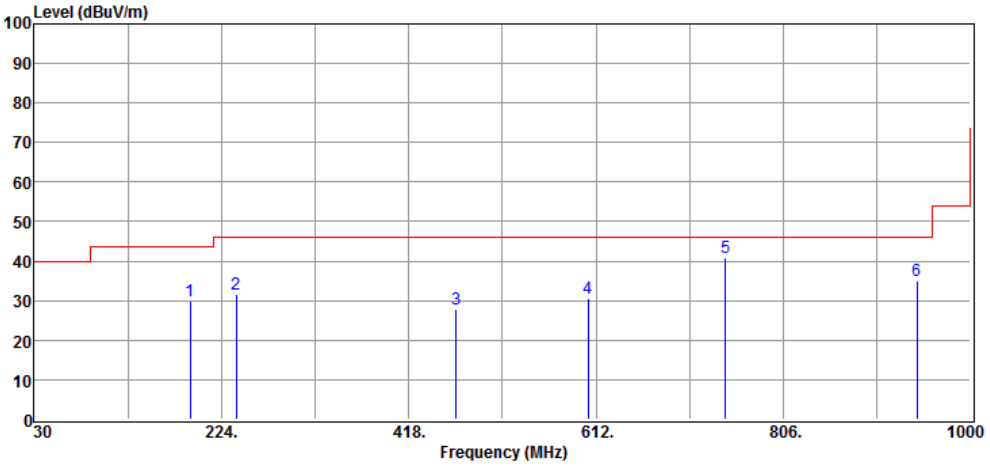

No	Freq MHz	Reading dBuV	Factor dB/m	Level dBuV/m	Limit dBuV/m	Margin dB	Remark	Pol V/H
1	192.10	40.34	-11.21	29.13	43.50	-14.37	Peak	HORIZONTAL
2	239.78	40.58	-10.03	30.55	46.00	-15.45	Peak	HORIZONTAL
3	466.96	28.21	-3.10	25.11	46.00	-20.89	Peak	HORIZONTAL
4	604.11	31.84	-0.19	31.65	46.00	-14.35	Peak	HORIZONTAL
5	746.30	36.00	2.48	38.48	46.00	-7.52	Peak	HORIZONTAL
6	944.98	32.90	5.17	38.07	46.00	-7.93	Peak	HORIZONTAL

International Standard Laboratory Corp.
Company Address:No.120,Lane 180, Hsin Ho Rd.
Lung-Tan Dist., Tao Yuan City 325, Taiwan

Date: 2024-10-15

Project Number. : 24LR0141 Temp.(℃)/RH(%) : 24/57
Test Mode : EE VHT20 B4 Tx Mid Ch Tested by : Barry Lee

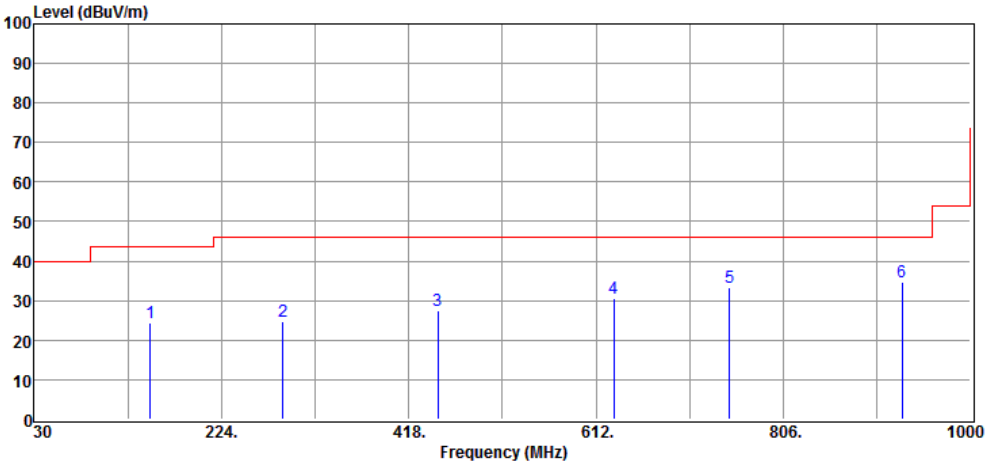

No	Freq MHz	Reading dBuV	Factor dB/m	Level dBuV/m	Limit dBuV/m	Margin dB	Remark	Pol V/H
1	150.19	33.42	-8.43	24.99	43.50	-18.51	Peak	VERTICAL
2	288.55	32.76	-7.99	24.77	46.00	-21.23	Peak	VERTICAL
3	447.43	29.93	-3.51	26.42	46.00	-19.58	Peak	VERTICAL
4	630.35	30.57	0.34	30.91	46.00	-15.09	Peak	VERTICAL
5	750.75	32.09	2.61	34.70	46.00	-11.30	Peak	VERTICAL
6	928.84	30.97	5.02	35.99	46.00	-10.01	Peak	VERTICAL

International Standard Laboratory Corp.
Company Address:No.120,Lane 180, Hsin Ho Rd.
Lung-Tan Dist., Tao Yuan City 325, Taiwan

Date: 2024-10-15

Project Number. : 24LR0141 Temp.(℃)/RH(%) : 24/57
Test Mode : EE VHT20 B4 Tx Mid Ch Tested by : Barry Lee

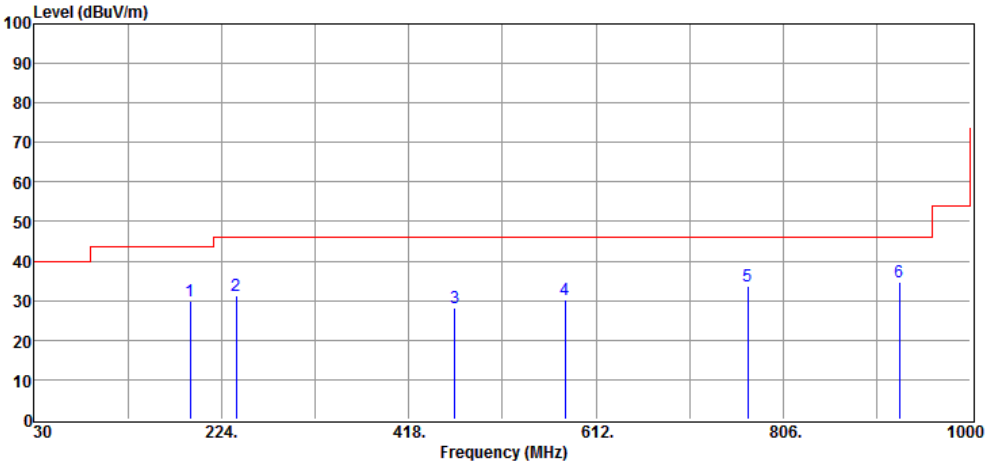

No	Freq MHz	Reading dBuV	Factor dB/m	Level dBuV/m	Limit dBuV/m	Margin dB	Remark	Pol V/H
1	191.98	41.26	-11.21	30.05	43.50	-13.45	Peak	HORIZONTAL
2	239.27	44.38	-10.03	34.35	46.00	-11.65	Peak	HORIZONTAL
3	466.12	31.46	-3.11	28.35	46.00	-17.65	Peak	HORIZONTAL
4	579.66	32.47	-0.86	31.61	46.00	-14.39	Peak	HORIZONTAL
5	769.10	29.93	3.04	32.97	46.00	-13.03	Peak	HORIZONTAL
6	926.68	28.69	5.01	33.70	46.00	-12.30	Peak	HORIZONTAL

International Standard Laboratory Corp.
Company Address:No.120,Lane 180, Hsin Ho Rd.
Lung-Tan Dist., Tao Yuan City 325, Taiwan

Date: 2024-10-15

Project Number. : 24LR0141 Temp.(℃)/RH(%) : 24/57
Test Mode : CC VHT20 B4 Tx Mid Ch Tested by : Barry Lee

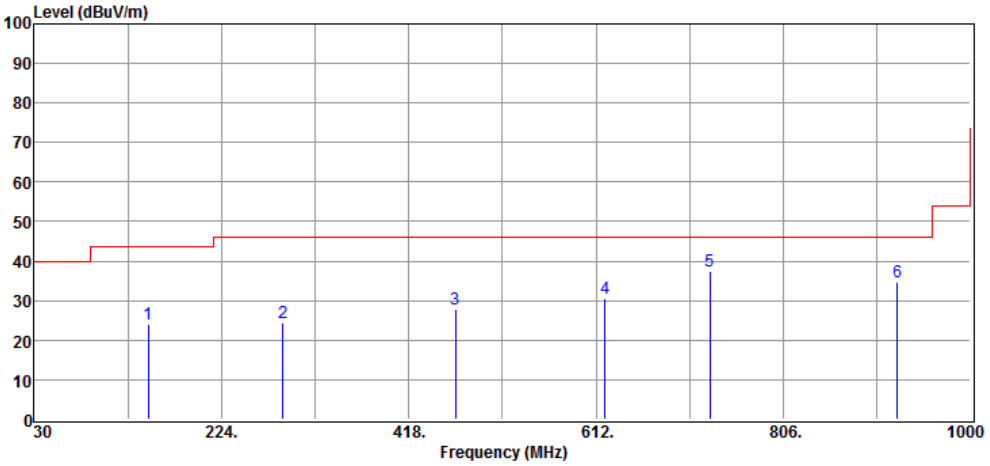

No	Freq MHz	Reading dBuV	Factor dB/m	Level dBuV/m	Limit dBuV/m	Margin dB	Remark	Pol V/H
1	148.17	30.90	-8.58	22.32	43.50	-21.18	Peak	VERTICAL
2	287.40	34.09	-7.99	26.10	46.00	-19.90	Peak	VERTICAL
3	466.48	29.56	-3.10	26.46	46.00	-19.54	Peak	VERTICAL
4	621.08	28.74	0.23	28.97	46.00	-17.03	Peak	VERTICAL
5	730.47	34.50	2.01	36.51	46.00	-9.49	Peak	VERTICAL
6	924.01	27.50	5.00	32.50	46.00	-13.50	Peak	VERTICAL

International Standard Laboratory Corp.
Company Address:No.120,Lane 180, Hsin Ho Rd.
Lung-Tan Dist., Tao Yuan City 325, Taiwan

Date: 2024-10-15

Project Number. : 24LR0141 Temp.(℃)/RH(%) : 24/57
Test Mode : CC VHT20 B4 Tx Mid Ch Tested by : Barry Lee

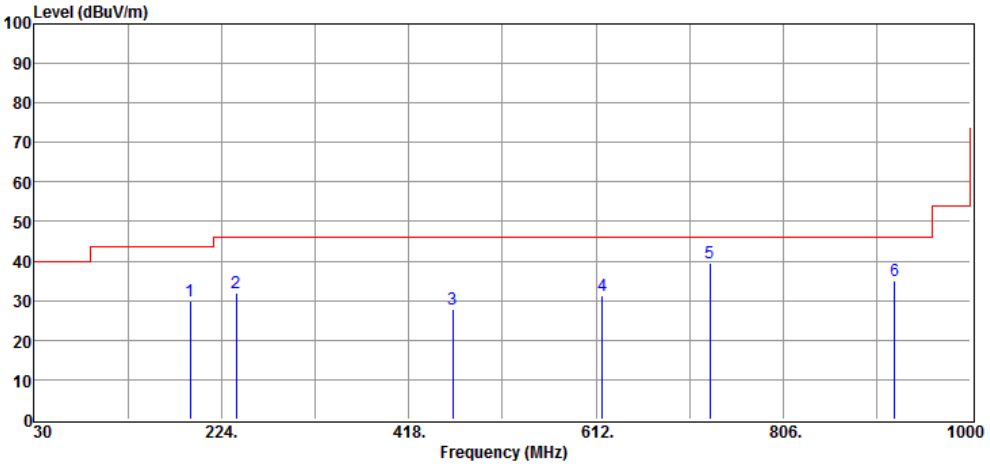

No	Freq MHz	Reading dBuV	Factor dB/m	Level dBuV/m	Limit dBuV/m	Margin dB	Remark	Pol V/H
1	192.80	41.71	-11.21	30.50	43.50	-13.00	Peak	HORIZONTAL
2	239.59	39.53	-10.03	29.50	46.00	-16.50	Peak	HORIZONTAL
3	463.61	31.50	-3.14	28.36	46.00	-17.64	Peak	HORIZONTAL
4	618.63	29.33	0.19	29.52	46.00	-16.48	Peak	HORIZONTAL
5	730.36	36.17	2.01	38.18	46.00	-7.82	Peak	HORIZONTAL
6	921.34	31.56	4.92	36.48	46.00	-9.52	Peak	HORIZONTAL

International Standard Laboratory Corp.
Company Address:No.120,Lane 180, Hsin Ho Rd.
Lung-Tan Dist., Tao Yuan City 325, Taiwan

Date: 2024-10-15

Project Number. : 24LR0141 Temp.(℃)/RH(%) : 24/57
Test Mode : EE VHT20 B4 Tx High Ch Tested by : Barry Lee

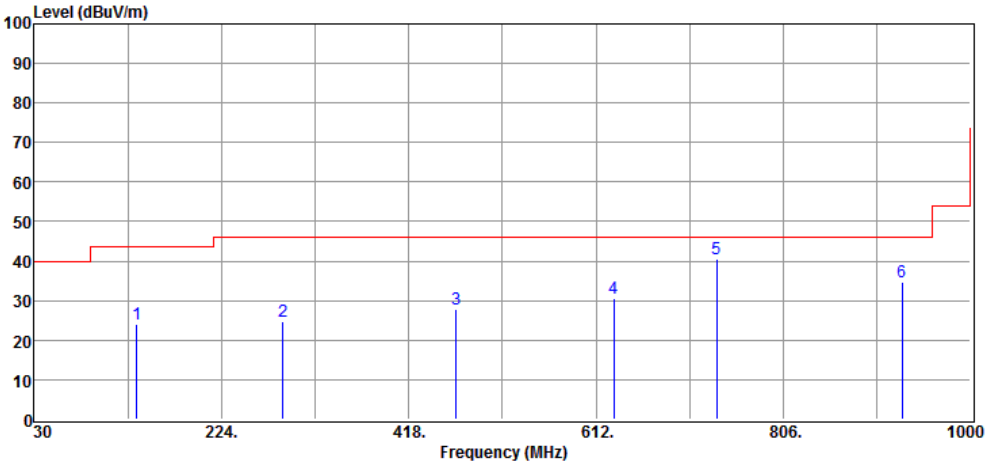

No	Freq MHz	Reading dBuV	Factor dB/m	Level dBuV/m	Limit dBuV/m	Margin dB	Remark	Pol V/H
1	137.16	35.95	-9.58	26.37	43.50	-17.13	Peak	VERTICAL
2	287.89	31.71	-7.99	23.72	46.00	-22.28	Peak	VERTICAL
3	468.36	31.08	-3.10	27.98	46.00	-18.02	Peak	VERTICAL
4	630.19	32.73	0.34	33.07	46.00	-12.93	Peak	VERTICAL
5	736.99	36.98	2.12	39.10	46.00	-6.90	Peak	VERTICAL
6	929.09	32.21	5.02	37.23	46.00	-8.77	Peak	VERTICAL

International Standard Laboratory Corp.
Company Address:No.120,Lane 180, Hsin Ho Rd.
Lung-Tan Dist., Tao Yuan City 325, Taiwan

Date: 2024-10-15

Project Number. : 24LR0141 Temp.(℃)/RH(%) : 24/57
Test Mode : EE VHT20 B4 Tx High Ch Tested by : Barry Lee

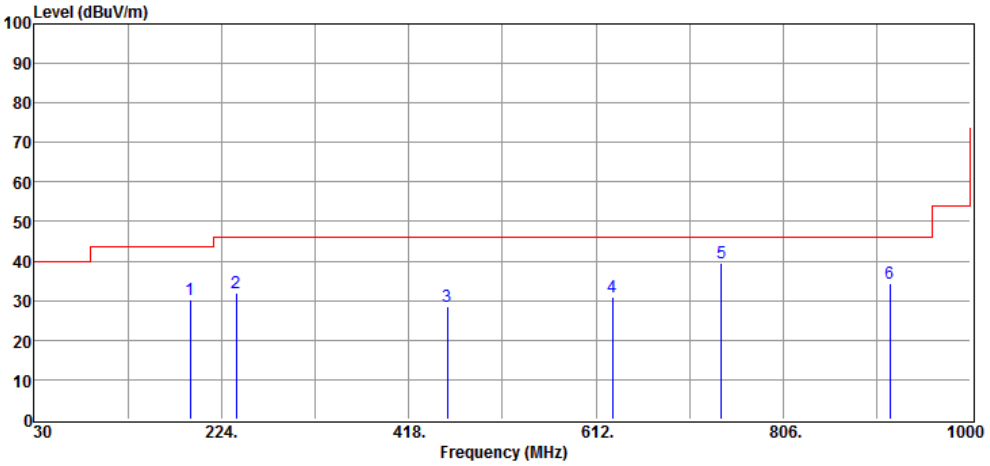

No	Freq MHz	Reading dBuV	Factor dB/m	Level dBuV/m	Limit dBuV/m	Margin dB	Remark	Pol V/H
1	192.60	41.46	-11.21	30.25	43.50	-13.25	Peak	HORIZONTAL
2	239.73	44.81	-10.03	34.78	46.00	-11.22	Peak	HORIZONTAL
3	457.62	32.39	-3.28	29.11	46.00	-16.89	Peak	HORIZONTAL
4	629.13	28.92	0.33	29.25	46.00	-16.75	Peak	HORIZONTAL
5	741.21	36.84	2.32	39.16	46.00	-6.84	Peak	HORIZONTAL
6	916.96	26.35	4.80	31.15	46.00	-14.85	Peak	HORIZONTAL