P01_GSM850_GPRS10_Right Cheek_190

DUT: EUT

Communication System: GPRS 850-2solt; Frequency: 836.6 MHz;Duty Cycle: 1:4
Medium: H850 Medium parameters used: f = 837 MHz; σ = 0.892 mho/m; ε_r = 42.3; ρ = 1000 kg/m^3

DASY4 Configuration:
- Probe: ES3DV3 - SN3090; ConvF(6.12, 6.12, 6.12); Calibrated: 2019/4/12
- Sensor-Surface: 3mm (Mechanical Surface Detection)
- Electronics: DAE4 Sn662; Calibrated: 2019/4/11
- Phantom: SAM 1; Type: QD 000 P40 CB; Serial: TP/1378
- ; Postprocessing SW: SEMCAD, V1.8 Build 186

Test/Area Scan (71x81x1): Measurement grid: dx=15mm, dy=15mm
Maximum value of SAR (interpolated) = 0.090 mW/g

Test/Zoom Scan (5x5x7)/Cube 0: Measurement grid: dx=8mm, dy=8mm, dz=5mm
Reference Value = 2.93 V/m; Power Drift = 0.02 dB
Peak SAR (extrapolated) = 0.100 W/kg
SAR(1 g) = 0.081 mW/g; SAR(10 g) = 0.061 mW/g
Maximum value of SAR (measured) = 0.089 mW/g



P02_GSM1900_GPRS12_Right Cheek_810

DUT: EUT

Communication System: GPRS1900-4slots; Frequency: 1909.8 MHz;Duty Cycle: 1:2
Medium: H1900 Medium parameters used: f = 1910 MHz; σ = 1.4 mho/m; ε_r = 39.8; ρ = 1000 kg/m^3

DASY4 Configuration:
- Probe: ES3DV3 - SN3090; ConvF(5.06, 5.06, 5.06); Calibrated: 2019/4/12
- Sensor-Surface: 3mm (Mechanical Surface Detection)
- Electronics: DAE4 Sn662; Calibrated: 2019/4/11
- Phantom: SAM 2; Type: QD 000 P40 CB; Serial: TP-1376
- ; Postprocessing SW: SEMCAD, V1.8 Build 186

Test/Area Scan (71x81x1): Measurement grid: dx=15mm, dy=15mm
Maximum value of SAR (interpolated) = 0.239 mW/g

Test/Zoom Scan (5x5x7)/Cube 0: Measurement grid: dx=8mm, dy=8mm, dz=5mm
Reference Value = 6.58 V/m; Power Drift = 0.109 dB
Peak SAR (extrapolated) = 0.299 W/kg
SAR(1 g) = 0.189 mW/g; SAR(10 g) = 0.114 mW/g
Maximum value of SAR (measured) = 0.225 mW/g

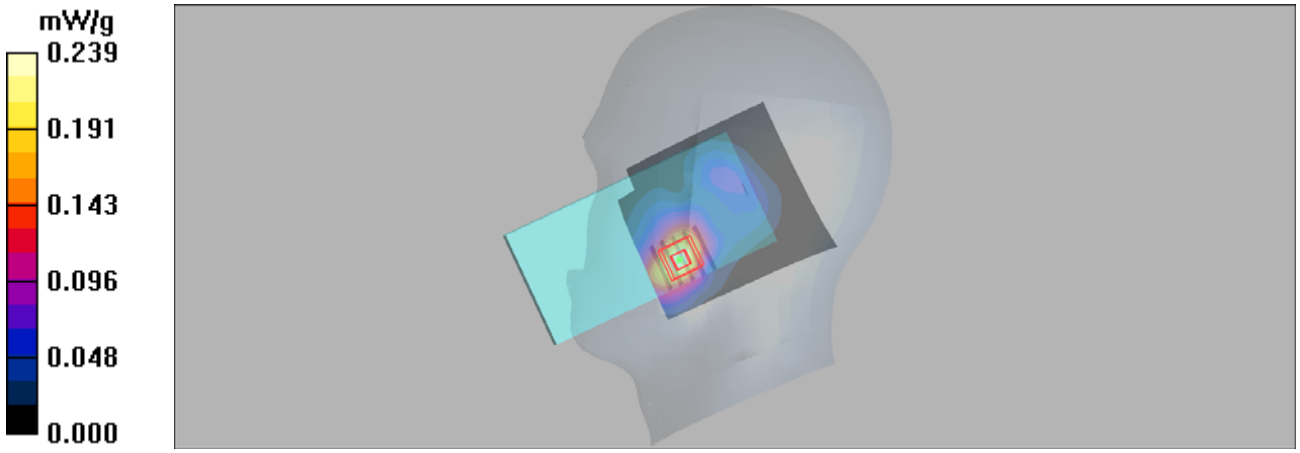

P03_WCDMA II_RMC12.2K_Right Cheek_9400

DUT: EUT

Communication System: WCDMA Band II; Frequency: 1880 MHz;Duty Cycle: 1:1
Medium: H1900 Medium parameters used: f = 1880 MHz; σ = 1.37 mho/m; ε_r = 39.9; ρ = 1000 kg/m^3

DASY4 Configuration:
- Probe: ES3DV3 - SN3090; ConvF(5.06, 5.06, 5.06); Calibrated: 2019/4/12
- Sensor-Surface: 3mm (Mechanical Surface Detection)
- Electronics: DAE4 Sn662; Calibrated: 2019/4/11
- Phantom: SAM 2; Type: QD 000 P40 CB; Serial: TP-1376
- ; Postprocessing SW: SEMCAD, V1.8 Build 186

Test/Area Scan (71x81x1): Measurement grid: dx=15mm, dy=15mm
Maximum value of SAR (interpolated) = 0.370 mW/g

Test/Zoom Scan (5x5x7)/Cube 0: Measurement grid: dx=8mm, dy=8mm, dz=5mm
Reference Value = 9.37 V/m; Power Drift = 0.028 dB
Peak SAR (extrapolated) = 0.465 W/kg
SAR(1 g) = 0.303 mW/g; SAR(10 g) = 0.185 mW/g
Maximum value of SAR (measured) = 0.358 mW/g

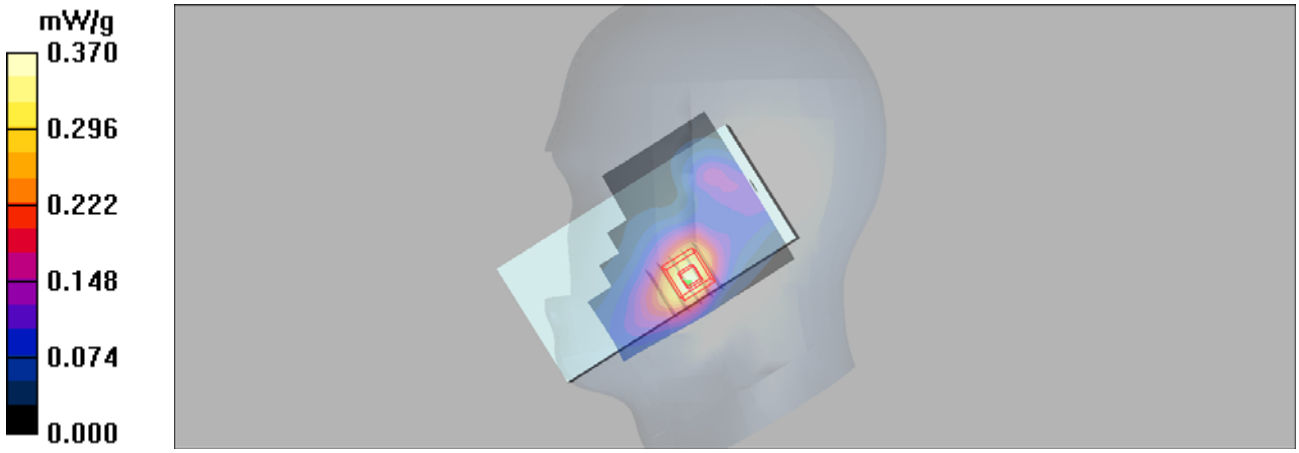

P04_WCDMA IV_RMC12.2K_Right Cheek_1413

DUT: EUT

Communication System: WCDMA Band IV; Frequency: 1732.6 MHz;Duty Cycle: 1:1
Medium: H1750 Medium parameters used: f = 1733 MHz; σ = 1.35 mho/m; ε_r = 40.4; ρ = 1000 kg/m^3

DASY4 Configuration:
- Probe: ES3DV3 - SN3090; ConvF(5.36, 5.36, 5.36); Calibrated: 2019/4/12
- Sensor-Surface: 3mm (Mechanical Surface Detection)
- Electronics: DAE4 Sn662; Calibrated: 2019/4/11
- Phantom: SAM 2; Type: QD 000 P40 CB; Serial: TP-1376
- ; Postprocessing SW: SEMCAD, V1.8 Build 186

Test/Area Scan (71x81x1): Measurement grid: dx=15mm, dy=15mm
Maximum value of SAR (interpolated) = 0.315 mW/g

Test/Zoom Scan (5x5x7)/Cube 0: Measurement grid: dx=8mm, dy=8mm, dz=5mm
Reference Value = 8.19 V/m; Power Drift = -0.053 dB
Peak SAR (extrapolated) = 0.380 W/kg
SAR(1 g) = 0.256 mW/g; SAR(10 g) = 0.160 mW/g
Maximum value of SAR (measured) = 0.300 mW/g

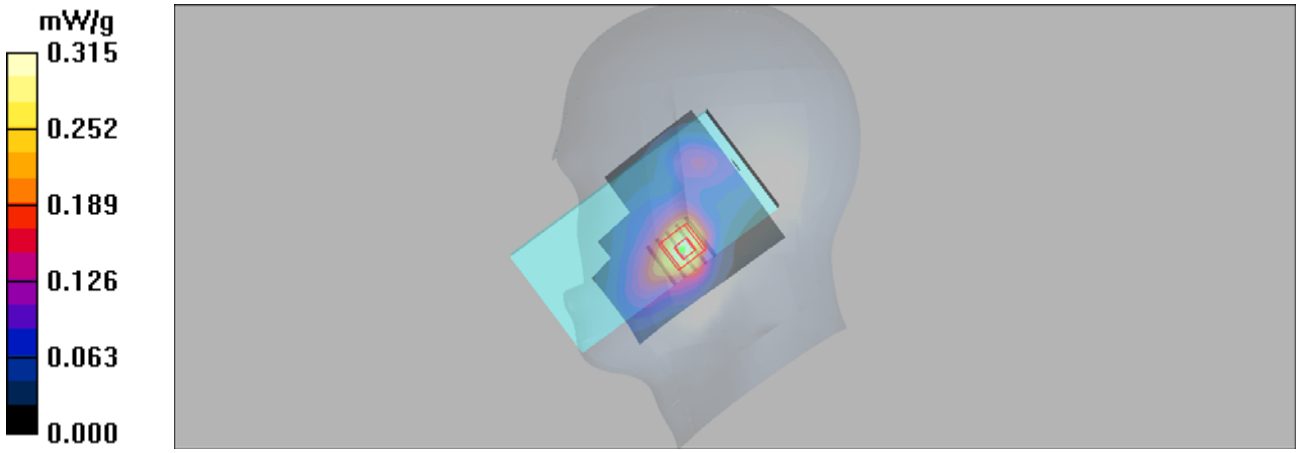

Test Laboratory: UnionTrust Date: 2019/6/24

P05_WCDMA V_RMC12.2K_Left Cheek_4233

DUT: EUT

Communication System: WCDMA Band V; Frequency: 846.6 MHz;Duty Cycle: 1:1
Medium: H850 Medium parameters used: f = 847 MHz; σ = 0.902 mho/m; ε_r = 42.2; ρ = 1000 kg/m^3

DASY4 Configuration:
- Probe: ES3DV3 - SN3090; ConvF(6.12, 6.12, 6.12); Calibrated: 2019/4/12
- Sensor-Surface: 3mm (Mechanical Surface Detection)
- Electronics: DAE4 Sn662; Calibrated: 2019/4/11
- Phantom: SAM 1; Type: QD 000 P40 CB; Serial: TP/1378
- ; Postprocessing SW: SEMCAD, V1.8 Build 186

Test/Area Scan (71x81x1): Measurement grid: dx=15mm, dy=15mm
Maximum value of SAR (interpolated) = 0.105 mW/g

Test/Zoom Scan (5x5x7)/Cube 0: Measurement grid: dx=8mm, dy=8mm, dz=5mm
Reference Value = 2.77 V/m; Power Drift = 0.08 dB
Peak SAR (extrapolated) = 0.122 W/kg
SAR(1 g) = 0.098 mW/g; SAR(10 g) = 0.073 mW/g
Maximum value of SAR (measured) = 0.109 mW/g

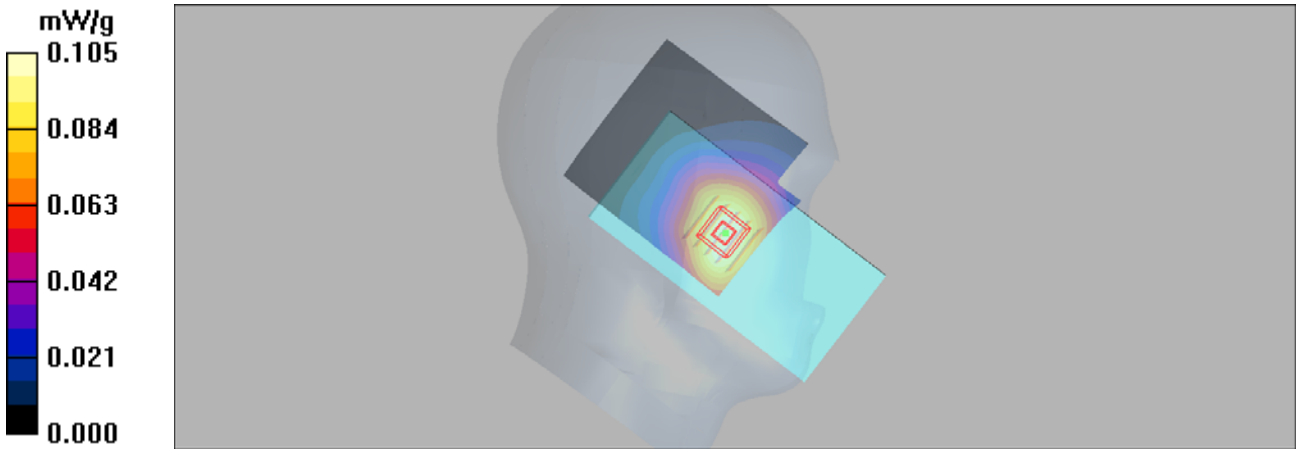

P06_LTE 7_QPSK20M_Left Cheek_20850_1RB_0 Offset

DUT: EUT

Communication System: LTE Band 7; Frequency: 2510 MHz;Duty Cycle: 1:1
Medium: H2600 Medium parameters used: f = 2510 MHz; σ = 1.95 mho/m; ε_r = 37.9; ρ = 1000 kg/m^3

DASY4 Configuration:
- Probe: ES3DV3 - SN3090; ConvF(4.57, 4.57, 4.57); Calibrated: 2019/4/12
- Sensor-Surface: 3mm (Mechanical Surface Detection)
- Electronics: DAE4 Sn662; Calibrated: 2019/4/11
- Phantom: SAM 2; Type: QD 000 P40 CB; Serial: TP-1376
- ; Postprocessing SW: SEMCAD, V1.8 Build 186

Test/Area Scan (71x81x1): Measurement grid: dx=12mm, dy=12mm
Maximum value of SAR (interpolated) = 0.063 mW/g

Test/Zoom Scan (5x5x7)/Cube 0: Measurement grid: dx=8mm, dy=8mm, dz=5mm
Reference Value = 2.67 V/m; Power Drift = 0.095 dB
Peak SAR (extrapolated) = 0.098 W/kg
SAR(1 g) = 0.058 mW/g; SAR(10 g) = 0.031 mW/g
Maximum value of SAR (measured) = 0.069 mW/g

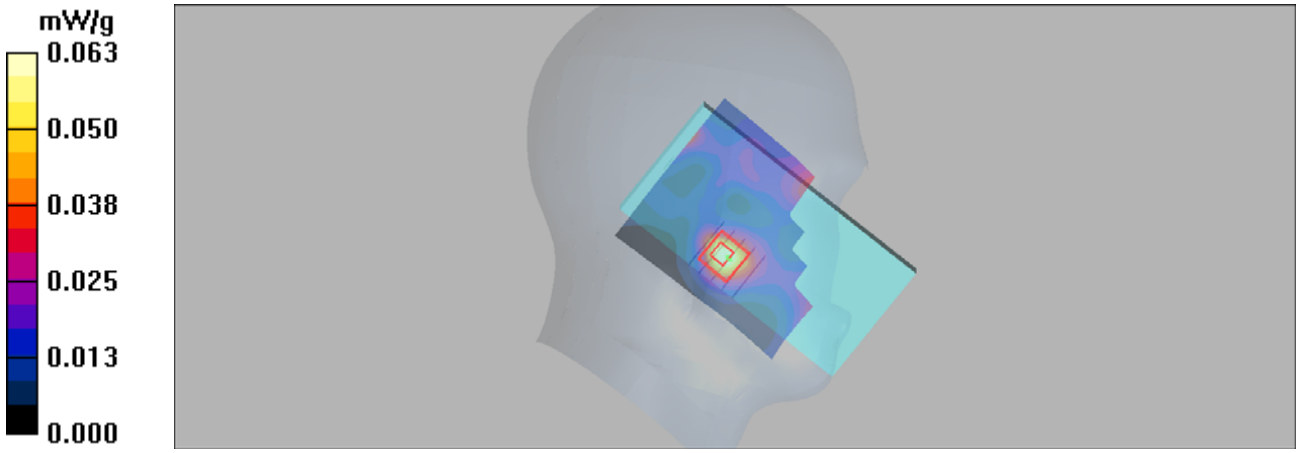

P07_LTE 12_QPSK10M_Right Cheek_23095_25RB_0 Offset

DUT: EUT

Communication System: LTE Band 12; Frequency: 707.5 MHz;Duty Cycle: 1:1
Medium: H750 Medium parameters used (interpolated): f = 707.5 MHz; σ = 0.872 mho/m; ε_r = 41.1; ρ = 1000 kg/m^3

DASY4 Configuration:
- Probe: ES3DV3 - SN3090; ConvF(6.22, 6.22, 6.22); Calibrated: 2019/4/12
- Sensor-Surface: 3mm (Mechanical Surface Detection)
- Electronics: DAE4 Sn662; Calibrated: 2019/4/11
- Phantom: SAM 1; Type: QD 000 P40 CB; Serial: TP/1378
- ; Postprocessing SW: SEMCAD, V1.8 Build 186

Test/Area Scan (71x81x1): Measurement grid: dx=15mm, dy=15mm
Maximum value of SAR (interpolated) = 0.044 mW/g

Test/Zoom Scan (5x5x7)/Cube 0: Measurement grid: dx=8mm, dy=8mm, dz=5mm
Reference Value = 2.26 V/m; Power Drift = 0.197 dB
Peak SAR (extrapolated) = 0.049 W/kg
SAR(1 g) = 0.040 mW/g; SAR(10 g) = 0.030 mW/g
Maximum value of SAR (measured) = 0.043 mW/g

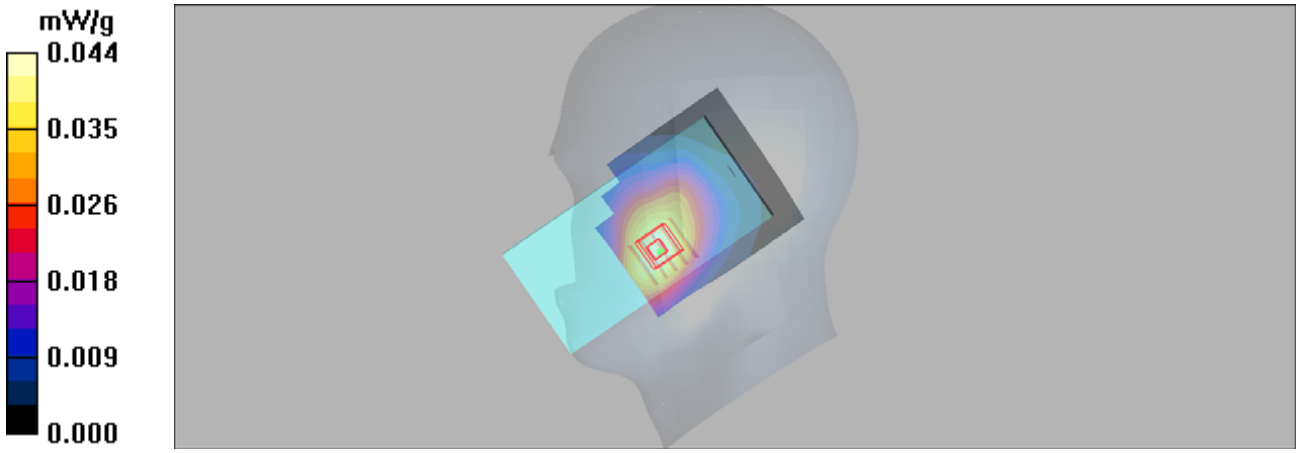

P08_LTE 13_QPSK10M_Right Cheek_23230_1RB_49 Offset

DUT: EUT

Communication System: LTE Band 13; Frequency: 782 MHz;Duty Cycle: 1:1
Medium: H750 Medium parameters used: f = 782 MHz; σ = 0.928 mho/m; ε_r = 40.4; ρ = 1000 kg/m^3

DASY4 Configuration:
- Probe: ES3DV3 - SN3090; ConvF(6.22, 6.22, 6.22); Calibrated: 2019/4/12
- Sensor-Surface: 3mm (Mechanical Surface Detection)
- Electronics: DAE4 Sn662; Calibrated: 2019/4/11
- Phantom: SAM 1; Type: QD 000 P40 CB; Serial: TP/1378
- ; Postprocessing SW: SEMCAD, V1.8 Build 186

Test/Area Scan (71x81x1): Measurement grid: dx=15mm, dy=15mm
Maximum value of SAR (interpolated) = 0.104 mW/g

Test/Zoom Scan (5x5x7)/Cube 0: Measurement grid: dx=8mm, dy=8mm, dz=5mm
Reference Value = 3.79 V/m; Power Drift = 0.066 dB
Peak SAR (extrapolated) = 0.115 W/kg
SAR(1 g) = 0.094 mW/g; SAR(10 g) = 0.071 mW/g
Maximum value of SAR (measured) = 0.103 mW/g

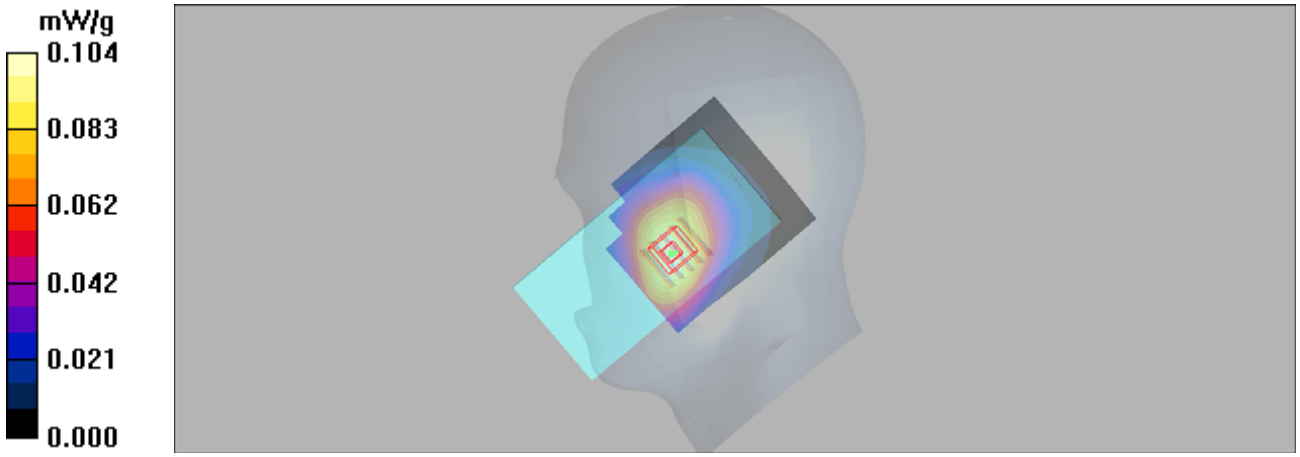

P09_LTE 25_QPSK20M_Right Cheek_26590_1RB_0 Offset

DUT: EUT

Communication System: LTE Band 25; Frequency: 1905 MHz;Duty Cycle: 1:1
Medium: H1900 Medium parameters used: f = 1905 MHz; σ = 1.39 mho/m; ε_r = 39.8; ρ = 1000 kg/m^3

DASY4 Configuration:
- Probe: ES3DV3 - SN3090; ConvF(5.06, 5.06, 5.06); Calibrated: 2019/4/12
- Sensor-Surface: 3mm (Mechanical Surface Detection)
- Electronics: DAE4 Sn662; Calibrated: 2019/4/11
- Phantom: SAM 2; Type: QD 000 P40 CB; Serial: TP-1376
- ; Postprocessing SW: SEMCAD, V1.8 Build 186

Test/Area Scan (71x81x1): Measurement grid: dx=15mm, dy=15mm
Maximum value of SAR (interpolated) = 0.478 mW/g

Test/Zoom Scan (5x5x7)/Cube 0: Measurement grid: dx=8mm, dy=8mm, dz=5mm
Reference Value = 8.55 V/m; Power Drift = 0.009 dB
Peak SAR (extrapolated) = 0.582 W/kg
SAR(1 g) = 0.374 mW/g; SAR(10 g) = 0.225 mW/g
Maximum value of SAR (measured) = 0.446 mW/g

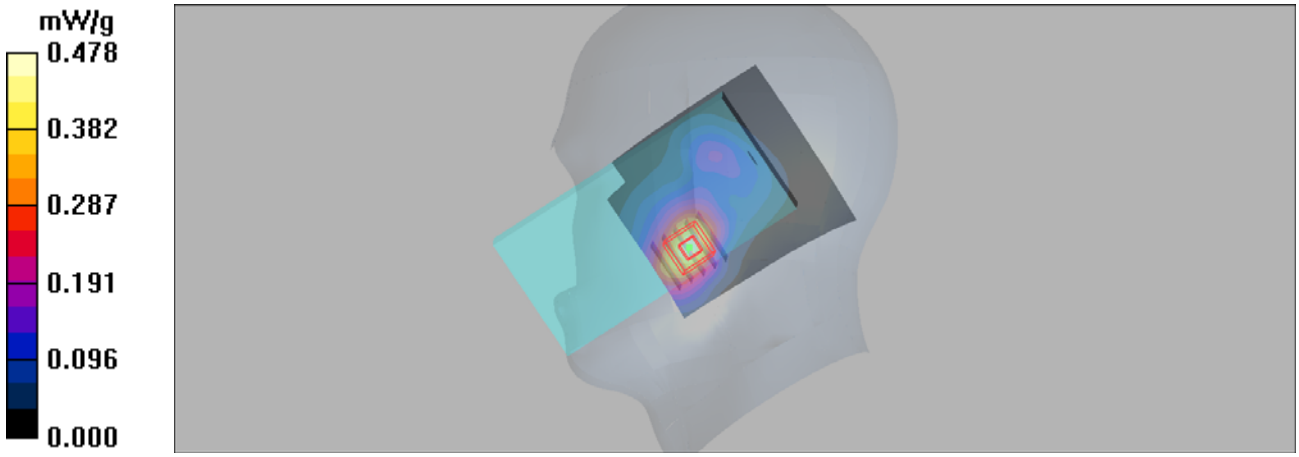

P10_LTE 26_QPSK15M_Right Cheek_26765_1RB_74 Offset

DUT: EUT

Communication System: LTE Band26; Frequency: 821.5 MHz;Duty Cycle: 1:1
Medium: H850 Medium parameters used (interpolated): f = 821.5 MHz; σ = 0.878 mho/m; ε_r = 42.5; ρ = 1000 kg/m^3

DASY4 Configuration:
- Probe: ES3DV3 - SN3090; ConvF(6.12, 6.12, 6.12); Calibrated: 2019/4/12
- Sensor-Surface: 3mm (Mechanical Surface Detection)
- Electronics: DAE4 Sn662; Calibrated: 2019/4/11
- Phantom: SAM 1; Type: QD 000 P40 CB; Serial: TP/1378
- ; Postprocessing SW: SEMCAD, V1.8 Build 186

Test/Area Scan (71x81x1): Measurement grid: dx=15mm, dy=15mm
Maximum value of SAR (interpolated) = 0.134 mW/g

Test/Zoom Scan (5x5x7)/Cube 0: Measurement grid: dx=8mm, dy=8mm, dz=5mm
Reference Value = 4.59 V/m; Power Drift = -0.086 dB
Peak SAR (extrapolated) = 0.150 W/kg
SAR(1 g) = 0.122 mW/g; SAR(10 g) = 0.092 mW/g
Maximum value of SAR (measured) = 0.133 mW/g

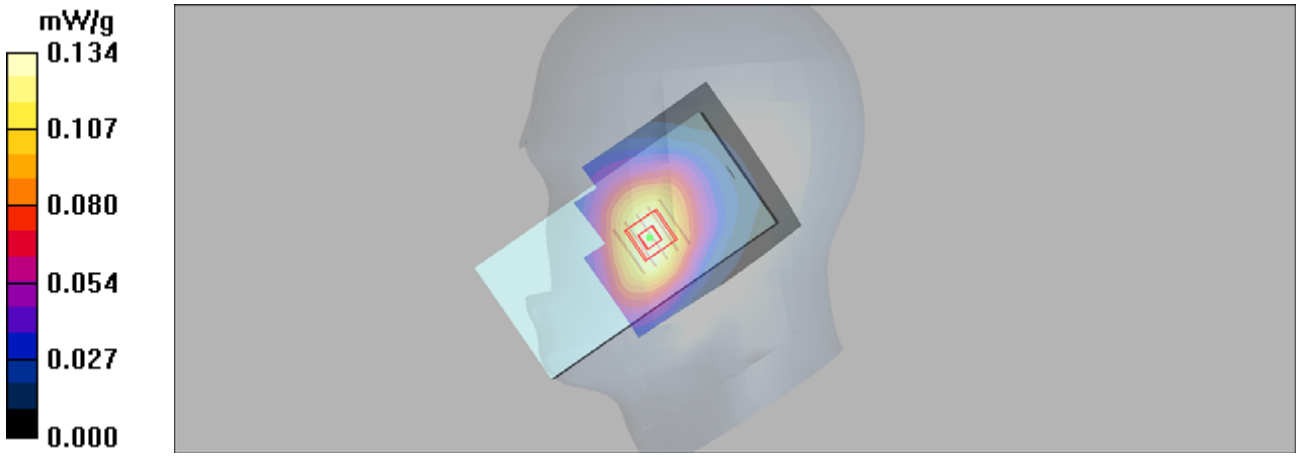

Test Laboratory: UnionTrust Date: 2019/6/25

P11_LTE 41_QPSK20M_Left Cheek_39750_1RB_99 Offset

DUT: EUT

Communication System: TD-LTE Band41-3; Frequency: 2506 MHz;Duty Cycle: 1:1.58
Medium: H2600 Medium parameters used: f = 2506 MHz; σ = 1.95 mho/m; ε_r = 37.9; ρ = 1000 kg/m^3

DASY4 Configuration:
- Probe: ES3DV3 - SN3090; ConvF(4.57, 4.57, 4.57); Calibrated: 2019/4/12
- Sensor-Surface: 3mm (Mechanical Surface Detection)
- Electronics: DAE4 Sn662; Calibrated: 2019/4/11
- Phantom: SAM 2; Type: QD 000 P40 CB; Serial: TP-1376
- ; Postprocessing SW: SEMCAD, V1.8 Build 186

Test/Area Scan (71x81x1): Measurement grid: dx=12mm, dy=12mm
Maximum value of SAR (interpolated) = 0.047 mW/g

Test/Zoom Scan (5x5x7)/Cube 0: Measurement grid: dx=8mm, dy=8mm, dz=5mm
Reference Value = 2.18 V/m; Power Drift = 0.05 dB
Peak SAR (extrapolated) = 0.063 W/kg
SAR(1 g) = 0.037 mW/g; SAR(10 g) = 0.020 mW/g
Maximum value of SAR (measured) = 0.045 mW/g

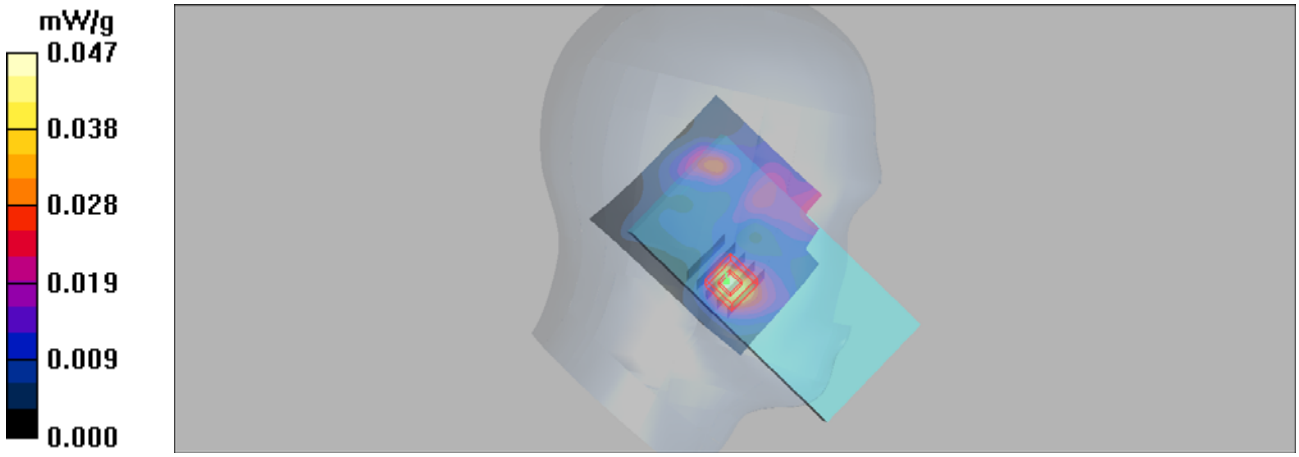

Test Laboratory: UnionTrust Date: 2019/6/23

P10_LTE 66_QPSK20M_Right Cheek_132072_1RB_99 Offset

DUT: EUT

Communication System: LTE Band 66&QPSK20M; Frequency: 1720 MHz;Duty Cycle: 1:1
Medium: H1750 Medium parameters used: f = 1720 MHz; σ = 1.34 mho/m; ε_r = 40.5; ρ = 1000 kg/m^3

DASY4 Configuration:
- Probe: ES3DV3 - SN3090; ConvF(5.36, 5.36, 5.36); Calibrated: 2019/4/12
- Sensor-Surface: 3mm (Mechanical Surface Detection)
- Electronics: DAE4 Sn662; Calibrated: 2019/4/11
- Phantom: SAM 1; Type: QD 000 P40 CB; Serial: TP/1378
- ; Postprocessing SW: SEMCAD, V1.8 Build 186

Test/Area Scan (71x81x1): Measurement grid: dx=15mm, dy=15mm
Maximum value of SAR (interpolated) = 0.285 mW/g

Test/Zoom Scan (5x5x7)/Cube 0: Measurement grid: dx=8mm, dy=8mm, dz=5mm
Reference Value = 6.84 V/m; Power Drift = -0.093 dB
Peak SAR (extrapolated) = 0.337 W/kg
SAR(1 g) = 0.235 mW/g; SAR(10 g) = 0.137 mW/g
Maximum value of SAR (measured) = 0.265 mW/g

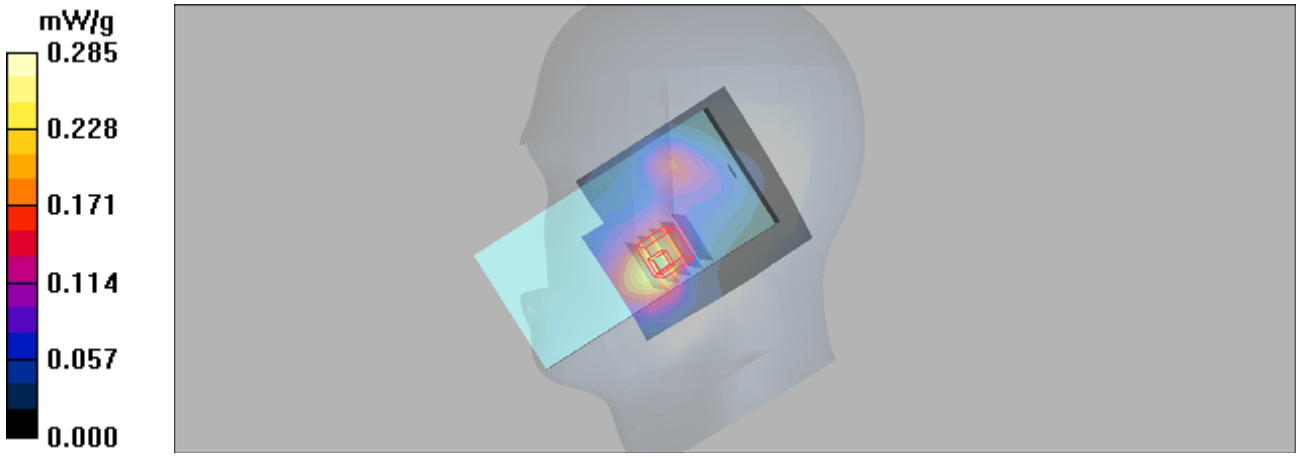

P11_LTE 71_QPSK20M_Right Cheek_133322_1RB_50 Offset

DUT: EUT

Communication System: LTE 77; Frequency: 683 MHz;Duty Cycle: 1:1
Medium: H750 Medium parameters used (extrapolated): f = 683 MHz; σ = 0.853 mho/m; ε_r = 41.5; ρ = 1000 kg/m^3

DASY4 Configuration:
- Probe: ES3DV3 - SN3090; ConvF(6.22, 6.22, 6.22); Calibrated: 2019/4/12
- Sensor-Surface: 3mm (Mechanical Surface Detection)
- Electronics: DAE4 Sn662; Calibrated: 2019/4/11
- Phantom: SAM 1; Type: QD 000 P40 CB; Serial: TP/1378
- ; Postprocessing SW: SEMCAD, V1.8 Build 186

Test/Area Scan (71x81x1): Measurement grid: dx=15mm, dy=15mm
Maximum value of SAR (interpolated) = 0.010 mW/g

Test/Zoom Scan (5x5x7)/Cube 0: Measurement grid: dx=8mm, dy=8mm, dz=5mm
Reference Value = 0.550 V/m; Power Drift = 0.06 dB
Peak SAR (extrapolated) = 0.012 W/kg
SAR(1 g) = 0.0093 mW/g; SAR(10 g) = 0.00675 mW/g
Maximum value of SAR (measured) = 0.010 mW/g



Test Laboratory: UnionTrust Date: 2019/6/27

P13_802.11b_Left Cheek_6

DUT: EUT

Communication System: Wlan 802.11b; Frequency: 2437 MHz;Duty Cycle: 1:1
Medium: H2450 Medium parameters used: f = 2437 MHz; σ = 1.77 mho/m; ε_r = 40.1; ρ = 1000 kg/m^3

DASY4 Configuration:
- Probe: ES3DV3 - SN3090; ConvF(4.57, 4.57, 4.57); Calibrated: 2019/4/12
- Sensor-Surface: 3mm (Mechanical Surface Detection)
- Electronics: DAE4 Sn662; Calibrated: 2019/4/11
- Phantom: SAM 2; Type: QD 000 P40 CB; Serial: TP-1376
- ; Postprocessing SW: SEMCAD, V1.8 Build 186

Test/Area Scan (71x81x1): Measurement grid: dx=12mm, dy=12mm
Maximum value of SAR (interpolated) = 0.683 mW/g

Test/Zoom Scan (5x5x7)/Cube 0: Measurement grid: dx=8mm, dy=8mm, dz=5mm
Reference Value = 11.7 V/m; Power Drift = -0.027 dB
Peak SAR (extrapolated) = 1.08 W/kg
SAR(1 g) = 0.495 mW/g; SAR(10 g) = 0.250 mW/g
Maximum value of SAR (measured) = 0.624 mW/g

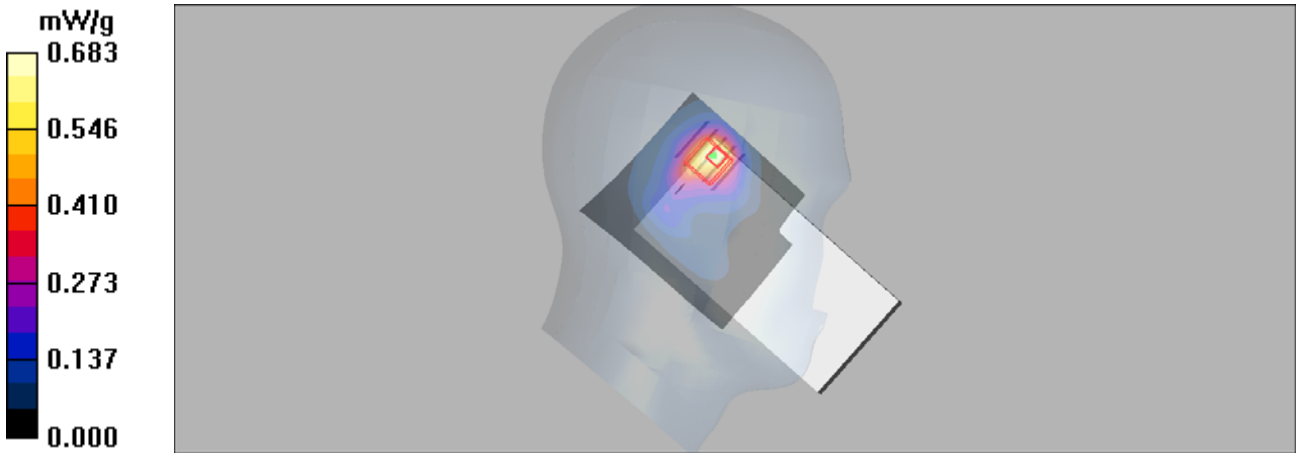

Test Laboratory: UnionTrust Date: 7/4/2019

P01 802.11n_HT40_Right Tilted_Ch54

Communication System: UID 0, 802.11n_HT40 (0); Frequency: 5270 MHz;Duty Cycle: 1:1.4

Medium: H5G Medium parameters used: f = 5270 MHz; σ = 4.7 S/m; ε_r = 35.313; ρ = 1000 kg/m^3

DASY4 Configuration:
- Probe: EX3DV4 - SN3578; ConvF(5.39, 5.39, 5.39) @ 5270 MHz; Calibrated: 6/19/2019
- Sensor-Surface: 1.4mm (Mechanical Surface Detection)
- Electronics: DAE4 Sn679; Calibrated: 4/23/2019
- Phantom: SAM 2; Type: QD 000 P40 CB; Serial: TP-1376
- ; Postprocessing SW: SEMCAD, V1.8 Build 186

- Area Scan (11x19x1): Measurement grid: dx=10mm, dy=10mm
Maximum value of SAR (measured) = 1.02 W/kg

- Zoom Scan (8x8x7)/Cube 0: Measurement grid: dx=4mm, dy=4mm, dz=1.4mm
Reference Value = 5.293 V/m; Power Drift = 0.17 dB
Peak SAR (extrapolated) = 1.77 W/kg
SAR(1 g) = 0.488 W/kg; SAR(10 g) = 0.154 W/kg
Maximum value of SAR (measured) = 1.11 W/kg



Test Laboratory: UnionTrust Date: 7/4/2019

P02 802.11a_Right Tilted_Ch100

Communication System: UID 0, 802.11a (0); Frequency: 5500 MHz;Duty Cycle: 1:1.19
Medium: H5G Medium parameters used: f = 5500 MHz; σ = 4.925 S/m; ε_r = 34.984; ρ = 1000 kg/m^3

DASY4 Configuration:
- Probe: EX3DV4 - SN3578; ConvF(4.75, 4.75, 4.75) @ 5500 MHz; Calibrated: 6/19/2019
- Sensor-Surface: 1.4mm (Mechanical Surface Detection)
- Electronics: DAE4 Sn679; Calibrated: 4/23/2019
- Phantom: SAM 2; Type: QD 000 P40 CB; Serial: TP-1376
- ; Postprocessing SW: SEMCAD, V1.8 Build 186

- Area Scan (11x19x1): Measurement grid: dx=10mm, dy=10mm
Maximum value of SAR (measured) = 0.619 W/kg

- Zoom Scan (8x8x7)/Cube 0: Measurement grid: dx=4mm, dy=4mm, dz=1.4mm
Reference Value = 2.558 V/m; Power Drift = 0.15 dB
Peak SAR (extrapolated) = 1.21 W/kg
SAR(1 g) = 0.331 W/kg; SAR(10 g) = 0.106 W/kg
Maximum value of SAR (measured) = 0.773 W/kg



Test Laboratory: UnionTrust Date: 7/4/2019

P03 802.11ac_VHT80_Left Cheek_Ch155

Communication System: UID 0, 802.11ac (0); Frequency: 5775 MHz;Duty Cycle: 1:1.84
Medium: H5G Medium parameters used: f = 5775 MHz; σ = 5.209 S/m; ε_r = 34.604; ρ = 1000 kg/m^3

DASY4 Configuration:
- Probe: EX3DV4 - SN3578; ConvF(4.79, 4.79, 4.79) @ 5775 MHz; Calibrated: 6/19/2019
- Sensor-Surface: 1.4mm (Mechanical Surface Detection)
- Electronics: DAE4 Sn679; Calibrated: 4/23/2019
- Phantom: SAM 2; Type: QD 000 P40 CB; Serial: TP-1376
- ; Postprocessing SW: SEMCAD, V1.8 Build 186

- Area Scan (11x19x1): Measurement grid: dx=10mm, dy=10mm
Maximum value of SAR (measured) = 0.711 W/kg

- Zoom Scan (8x8x7)/Cube 0: Measurement grid: dx=4mm, dy=4mm, dz=1.4mm
Reference Value = 3.658 V/m; Power Drift = 0.00 dB
Peak SAR (extrapolated) = 2.5 W/kg
SAR(1 g) = 0.469 W/kg; SAR(10 g) = 0.147 W/kg
Maximum value of SAR (measured) = 1.12 W/kg



Test Laboratory: UnionTrust Date: 2019/6/20

P14_GSM850_GPRS10_Rear Face_1cm_190

DUT: EUT

Communication System: GPRS 850-2slots; Frequency: 836.6 MHz;Duty Cycle: 1:4
Medium: B850 Medium parameters used: f = 837 MHz; σ = 0.994 mho/m; ε_r = 55.6; ρ = 1000 kg/m^3

DASY4 Configuration:
- Probe: ES3DV3 - SN3090; ConvF(6.18, 6.18, 6.18); Calibrated: 2019/4/12
- Sensor-Surface: 3mm (Mechanical Surface Detection)
- Electronics: DAE4 Sn662; Calibrated: 2019/4/11
- Phantom: Triple Flat Phantom 5.1C; Type: QD 000 P51 CA; Serial: 1125
- ; Postprocessing SW: SEMCAD, V1.8 Build 186

Test/Area Scan (81x71x1): Measurement grid: dx=15mm, dy=15mm
Maximum value of SAR (interpolated) = 0.166 mW/g

Test/Zoom Scan (5x5x7)/Cube 0: Measurement grid: dx=8mm, dy=8mm, dz=5mm
Reference Value = 9.65 V/m; Power Drift = -0.037 dB
Peak SAR (extrapolated) = 0.185 W/kg
SAR(1 g) = 0.148 mW/g; SAR(10 g) = 0.111 mW/g
Maximum value of SAR (measured) = 0.164 mW/g

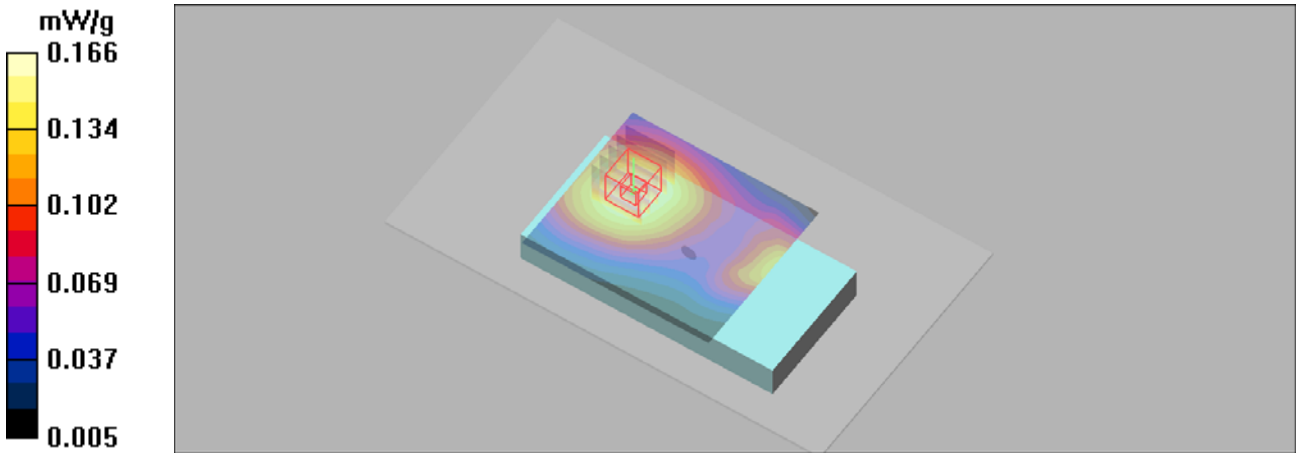

Test Laboratory: UnionTrust Date: 2019/6/19

P15_GSM1900_GPRS12_Rear Face_1cm_810

DUT: EUT

Communication System: GPRS1900-4slots; Frequency: 1909.8 MHz;Duty Cycle: 1:2
Medium: B1900 Medium parameters used: f = 1910 MHz; σ = 1.56 mho/m; ε_r = 52.9; ρ = 1000 kg/m^3

DASY4 Configuration:
- Probe: ES3DV3 - SN3090; ConvF(4.79, 4.79, 4.79); Calibrated: 2019/4/12
- Sensor-Surface: 3mm (Mechanical Surface Detection)
- Electronics: DAE4 Sn662; Calibrated: 2019/4/11
- Phantom: Triple Flat Phantom 5.1C; Type: QD 000 P51 CA; Serial: 1125
- ; Postprocessing SW: SEMCAD, V1.8 Build 186

Test/Area Scan (81x71x1): Measurement grid: dx=15mm, dy=15mm
Maximum value of SAR (interpolated) = 0.472 mW/g

Test/Zoom Scan (5x5x7)/Cube 0: Measurement grid: dx=8mm, dy=8mm, dz=5mm
Reference Value = 9.52 V/m; Power Drift = -0.062 dB
Peak SAR (extrapolated) = 0.635 W/kg
SAR(1 g) = 0.371 mW/g; SAR(10 g) = 0.200 mW/g
Maximum value of SAR (measured) = 0.462 mW/g

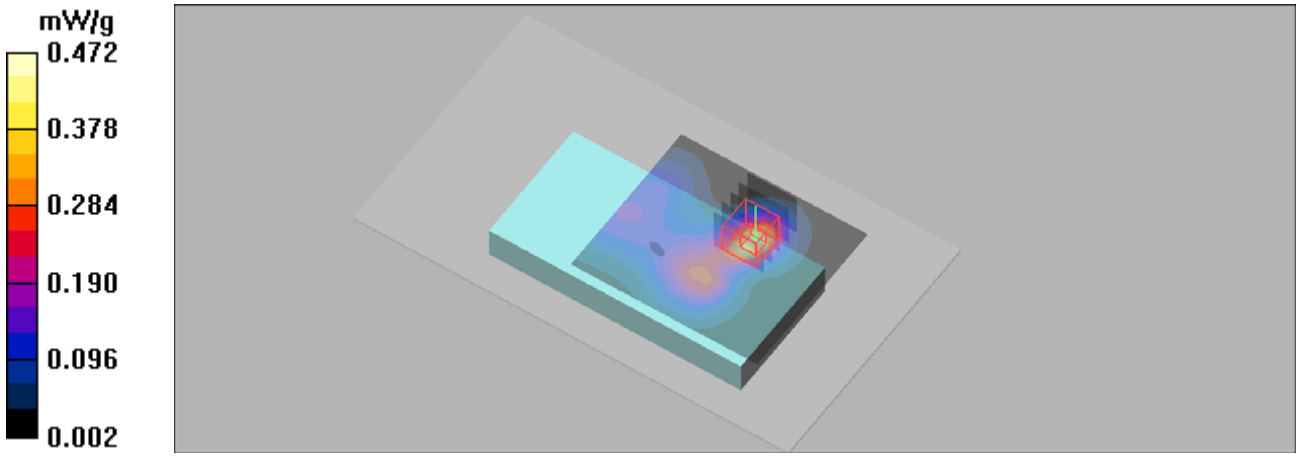

Test Laboratory: UnionTrust Date: 2019/6/19

P16_WCDMA II_RMC12.2K_Rear Face_1cm_9262

DUT: EUT

Communication System: WCDMA Band II; Frequency: 1852.4 MHz;Duty Cycle: 1:1
Medium: B1900 Medium parameters used (interpolated): f = 1852.4 MHz; σ = 1.49 mho/m; ε_r = 53.1; ρ = 1000 kg/m^3

DASY4 Configuration:
- Probe: ES3DV3 - SN3090; ConvF(4.79, 4.79, 4.79); Calibrated: 2019/4/12
- Sensor-Surface: 3mm (Mechanical Surface Detection)
- Electronics: DAE4 Sn662; Calibrated: 2019/4/11
- Phantom: Triple Flat Phantom 5.1C; Type: QD 000 P51 CA; Serial: 1125
- ; Postprocessing SW: SEMCAD, V1.8 Build 186

Test/Area Scan (81x71x1): Measurement grid: dx=15mm, dy=15mm
Maximum value of SAR (interpolated) = 1.10 mW/g

Test/Zoom Scan (5x5x7)/Cube 0: Measurement grid: dx=8mm, dy=8mm, dz=5mm
Reference Value = 14.2 V/m; Power Drift = -0.030 dB
Peak SAR (extrapolated) = 1.44 W/kg
SAR(1 g) = 0.854 mW/g; SAR(10 g) = 0.466 mW/g
Maximum value of SAR (measured) = 1.05 mW/g

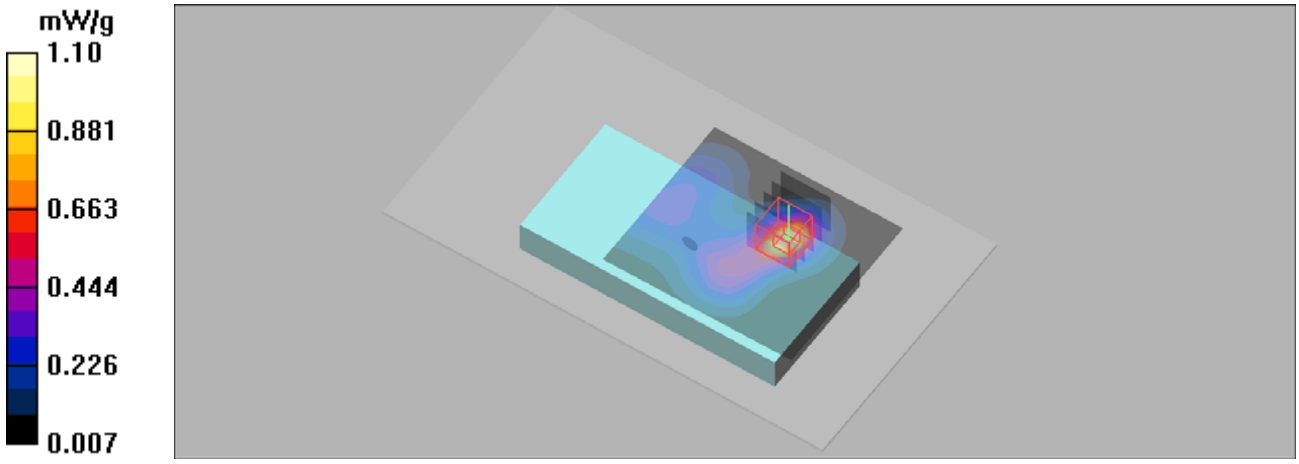

P17_WCDMA IV_RMC12.2K_Rear Face_1cm_1413

DUT: EUT

Communication System: WCDMA Band IV; Frequency: 1732.6 MHz;Duty Cycle: 1:1
Medium: B1750 Medium parameters used: f = 1733 MHz; σ = 1.45 mho/m; ε_r = 53.8; ρ = 1000 kg/m^3

DASY4 Configuration:
- Probe: ES3DV3 - SN3090; ConvF(4.95, 4.95, 4.95); Calibrated: 2019/4/12
- Sensor-Surface: 3mm (Mechanical Surface Detection)
- Electronics: DAE4 Sn662; Calibrated: 2019/4/11
- Phantom: Triple Flat Phantom 5.1C; Type: QD 000 P51 CA; Serial: 1125
- ; Postprocessing SW: SEMCAD, V1.8 Build 186

Test/Area Scan (81x71x1): Measurement grid: dx=15mm, dy=15mm
Maximum value of SAR (interpolated) = 1.28 mW/g

Test/Zoom Scan (5x5x7)/Cube 0: Measurement grid: dx=8mm, dy=8mm, dz=5mm
Reference Value = 16.4 V/m; Power Drift = -0.199 dB
Peak SAR (extrapolated) = 1.79 W/kg
SAR(1 g) = 1.08 mW/g; SAR(10 g) = 0.607 mW/g
Maximum value of SAR (measured) = 1.34 mW/g

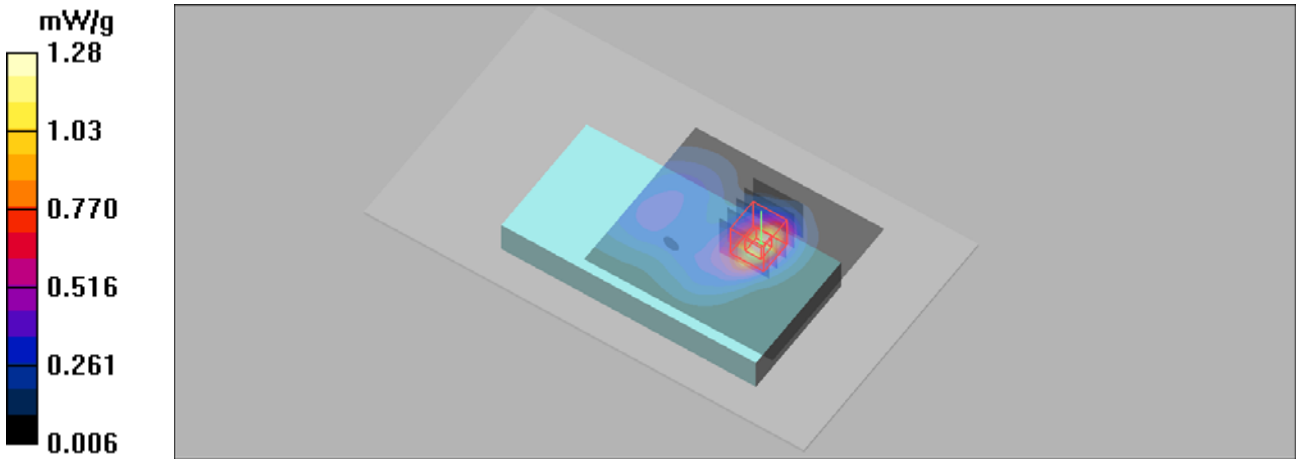

Test Laboratory: UnionTrust Date: 2019/6/20

P18_WCDMA V_RMC12.2K_Rear Face_1cm_4233

DUT: EUT

Communication System: WCDMA Band V; Frequency: 846.6 MHz;Duty Cycle: 1:1
Medium: B850 Medium parameters used: f = 847 MHz; σ = 1 mho/m; ε_r = 55.5; ρ = 1000 kg/m^3

DASY4 Configuration:
- Probe: ES3DV3 - SN3090; ConvF(6.18, 6.18, 6.18); Calibrated: 2019/4/12
- Sensor-Surface: 3mm (Mechanical Surface Detection)
- Electronics: DAE4 Sn662; Calibrated: 2019/4/11
- Phantom: Triple Flat Phantom 5.1C; Type: QD 000 P51 CA; Serial: 1125
- ; Postprocessing SW: SEMCAD, V1.8 Build 186

Test/Area Scan (81x71x1): Measurement grid: dx=15mm, dy=15mm
Maximum value of SAR (interpolated) = 0.181 mW/g

Test/Zoom Scan (5x5x7)/Cube 0: Measurement grid: dx=8mm, dy=8mm, dz=5mm
Reference Value = 9.77 V/m; Power Drift = -0.131 dB
Peak SAR (extrapolated) = 0.236 W/kg
SAR(1 g) = 0.180 mW/g; SAR(10 g) = 0.122 mW/g
Maximum value of SAR (measured) = 0.199 mW/g

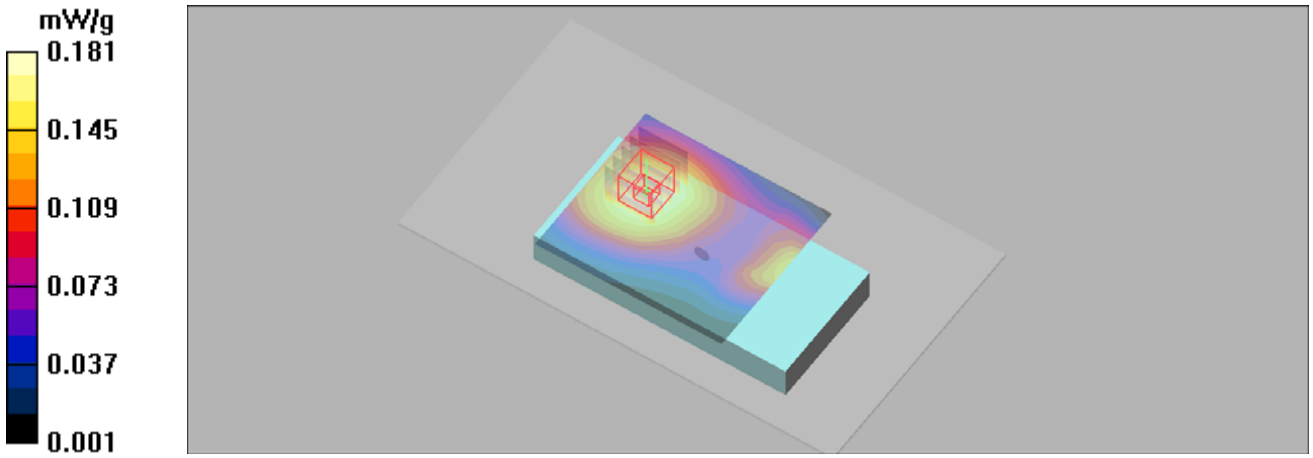

P22_LTE 7_QPSK20M_Bottom Side_1cm_20850_1 RB_0 offset

DUT: EUT

Communication System: LTE Band 7; Frequency: 2510 MHz;Duty Cycle: 1:1
Medium: B2600 Medium parameters used: f = 2510 MHz; σ = 2.08 mho/m; ε_r = 52.7; ρ = 1000 kg/m^3

DASY4 Configuration:
- Probe: ES3DV3 - SN3090; ConvF(4.47, 4.47, 4.47); Calibrated: 2019/4/12
- Sensor-Surface: 3mm (Mechanical Surface Detection)
- Electronics: DAE4 Sn662; Calibrated: 2019/4/11
- Phantom: Triple Flat Phantom 5.1C; Type: QD 000 P51 CA; Serial: 1125
- ; Postprocessing SW: SEMCAD, V1.8 Build 186

Test/Area Scan (61x81x1): Measurement grid: dx=12mm, dy=12mm
Maximum value of SAR (interpolated) = 1.39 mW/g

Test/Zoom Scan (5x5x7)/Cube 0: Measurement grid: dx=8mm, dy=8mm, dz=5mm
Reference Value = 14.9 V/m; Power Drift = 0.151 dB
Peak SAR (extrapolated) = 2.07 W/kg
SAR(1 g) = 1.09 mW/g; SAR(10 g) = 0.558 mW/g
Maximum value of SAR (measured) = 1.38 mW/g

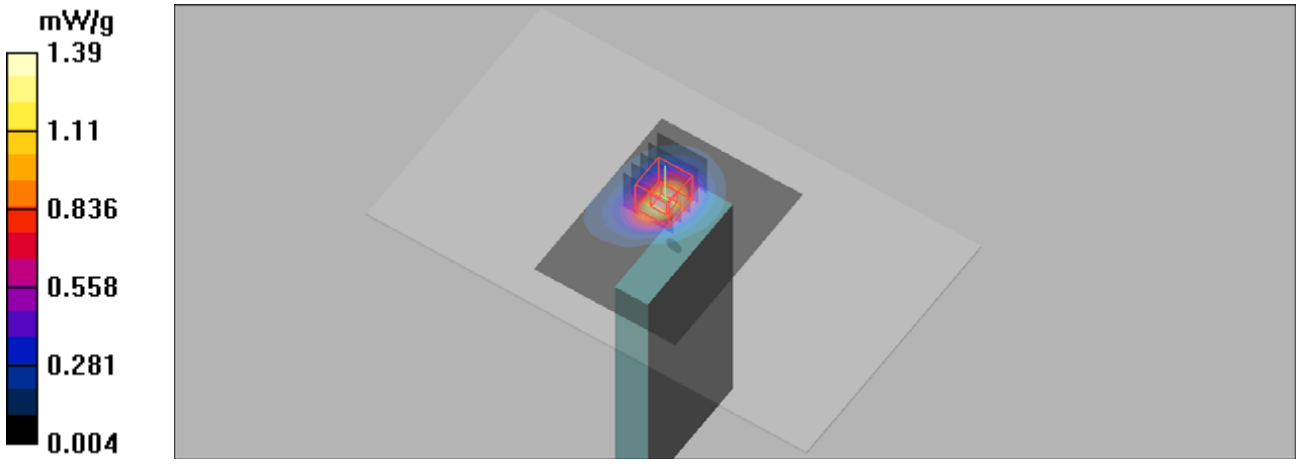

P23_LTE 12_QPSK10M_Rear Face_1cm_23095_25RB_0 Offset

DUT: EUT

Communication System: LTE Band 12; Frequency: 707.5 MHz;Duty Cycle: 1:1
Medium: B750 Medium parameters used (interpolated): f = 707.5 MHz; σ = 0.932 mho/m; ε_r = 55.8; ρ = 1000 kg/m^3

DASY4 Configuration:
- Probe: ES3DV3 - SN3090; ConvF(6.4, 6.4, 6.4); Calibrated: 2019/4/12
- Sensor-Surface: 3mm (Mechanical Surface Detection)
- Electronics: DAE4 Sn662; Calibrated: 2019/4/11
- Phantom: Triple Flat Phantom 5.1C; Type: QD 000 P51 CA; Serial: 1125
- ; Postprocessing SW: SEMCAD, V1.8 Build 186

Test/Area Scan (81x81x1): Measurement grid: dx=15mm, dy=15mm
Maximum value of SAR (interpolated) = 0.103 mW/g

Test/Zoom Scan (5x5x7)/Cube 0: Measurement grid: dx=8mm, dy=8mm, dz=5mm
Reference Value = 9.88 V/m; Power Drift = 0.09 dB
Peak SAR (extrapolated) = 0.130 W/kg
SAR(1 g) = 0.101 mW/g; SAR(10 g) = 0.076 mW/g
Maximum value of SAR (measured) = 0.111 mW/g

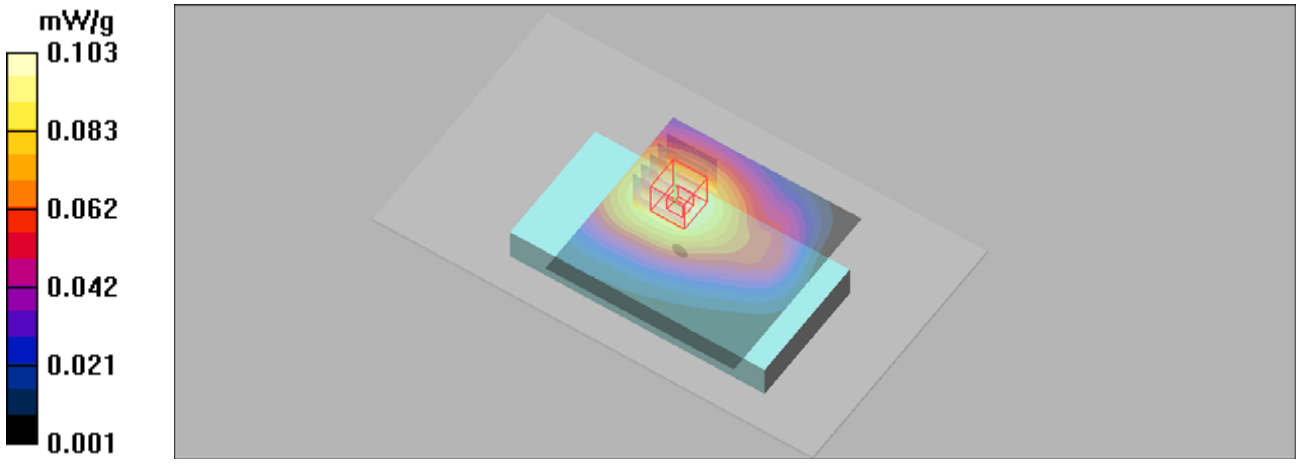

P24_LTE 13_QPSK10M_Rear Face_1cm_23230_1RB_49 Offset

DUT: EUT

Communication System: LTE Band 13; Frequency: 782 MHz;Duty Cycle: 1:1
Medium: B750 Medium parameters used: f = 782 MHz; σ = 0.993 mho/m; ε_r = 55.1; ρ = 1000 kg/m^3

DASY4 Configuration:
- Probe: ES3DV3 - SN3090; ConvF(6.4, 6.4, 6.4); Calibrated: 2019/4/12
- Sensor-Surface: 3mm (Mechanical Surface Detection)
- Electronics: DAE4 Sn662; Calibrated: 2019/4/11
- Phantom: Triple Flat Phantom 5.1C; Type: QD 000 P51 CA; Serial: 1125
- ; Postprocessing SW: SEMCAD, V1.8 Build 186

Test/Area Scan (81x81x1): Measurement grid: dx=15mm, dy=15mm
Maximum value of SAR (interpolated) = 0.193 mW/g

Test/Zoom Scan (5x5x7)/Cube 0: Measurement grid: dx=8mm, dy=8mm, dz=5mm
Reference Value = 12.4 V/m; Power Drift = -0.049 dB
Peak SAR (extrapolated) = 0.221 W/kg
SAR(1 g) = 0.173 mW/g; SAR(10 g) = 0.130 mW/g
Maximum value of SAR (measured) = 0.190 mW/g

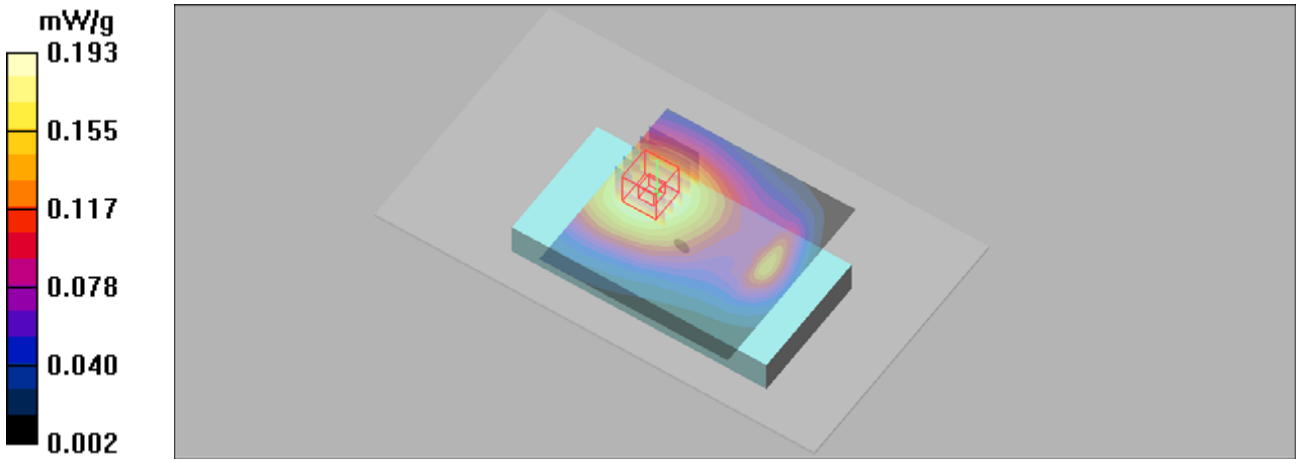

Test Laboratory: UnionTrust Date: 2019/6/19

P25_LTE 25_QPSK20M_Rear Face_1cm_26590_1 RB_0 offset

DUT: EUT

Communication System: LTE Band 25; Frequency: 1905 MHz;Duty Cycle: 1:1
Medium: B1900 Medium parameters used: f = 1905 MHz; σ = 1.56 mho/m; ε_r = 52.9; ρ = 1000 kg/m^3

DASY4 Configuration:
- Probe: ES3DV3 - SN3090; ConvF(4.79, 4.79, 4.79); Calibrated: 2019/4/12
- Sensor-Surface: 3mm (Mechanical Surface Detection)
- Electronics: DAE4 Sn662; Calibrated: 2019/4/11
- Phantom: Triple Flat Phantom 5.1C; Type: QD 000 P51 CA; Serial: 1125
- ; Postprocessing SW: SEMCAD, V1.8 Build 186

Test/Area Scan (81x71x1): Measurement grid: dx=15mm, dy=15mm
Maximum value of SAR (interpolated) = 0.778 mW/g

Test/Zoom Scan (5x5x7)/Cube 0: Measurement grid: dx=8mm, dy=8mm, dz=5mm
Reference Value = 17.2 V/m; Power Drift = -0.140 dB
Peak SAR (extrapolated) = 1.04 W/kg
SAR(1 g) = 0.618 mW/g; SAR(10 g) = 0.337 mW/g
Maximum value of SAR (measured) = 0.763 mW/g

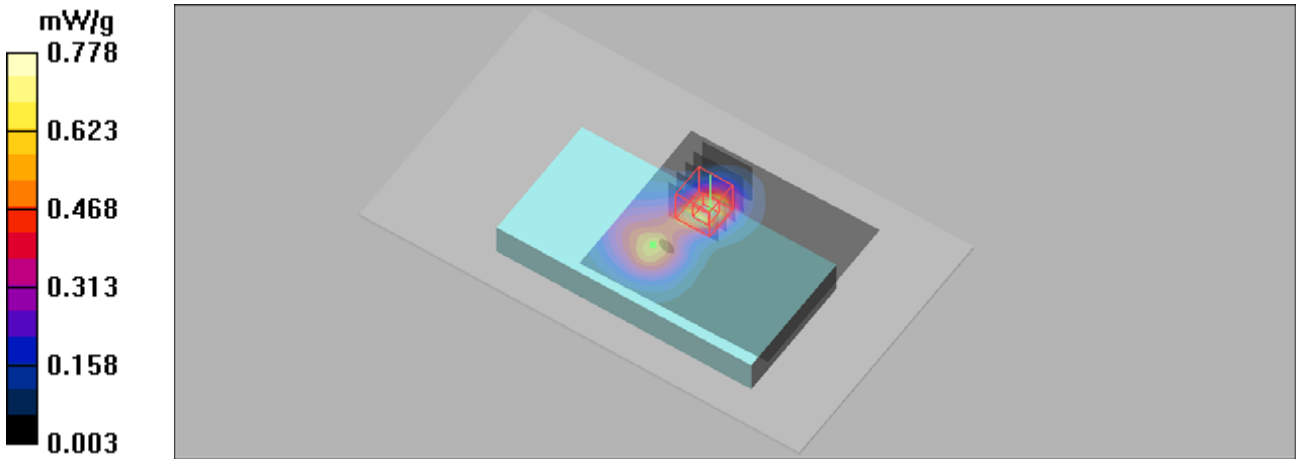

P26_LTE 26_QPSK15M_Rear Face_1cm_26765_1RB_74 Offset

DUT: EUT

Communication System: LTE Band26; Frequency: 821.5 MHz;Duty Cycle: 1:1
Medium: B850 Medium parameters used (interpolated): f = 821.5 MHz; σ = 0.979 mho/m; ε_r = 55.8; ρ = 1000 kg/m^3

DASY4 Configuration:
- Probe: ES3DV3 - SN3090; ConvF(6.18, 6.18, 6.18); Calibrated: 2019/4/12
- Sensor-Surface: 3mm (Mechanical Surface Detection)
- Electronics: DAE4 Sn662; Calibrated: 2019/4/11
- Phantom: Triple Flat Phantom 5.1C; Type: QD 000 P51 CA; Serial: 1125
- ; Postprocessing SW: SEMCAD, V1.8 Build 186

Test/Area Scan (81x71x1): Measurement grid: dx=15mm, dy=15mm
Maximum value of SAR (interpolated) = 0.214 mW/g

Test/Zoom Scan (5x5x7)/Cube 0: Measurement grid: dx=8mm, dy=8mm, dz=5mm
Reference Value = 10.4 V/m; Power Drift = -0.102 dB
Peak SAR (extrapolated) = 0.281 W/kg
SAR(1 g) = 0.165 mW/g; SAR(10 g) = 0.095 mW/g
Maximum value of SAR (measured) = 0.205 mW/g

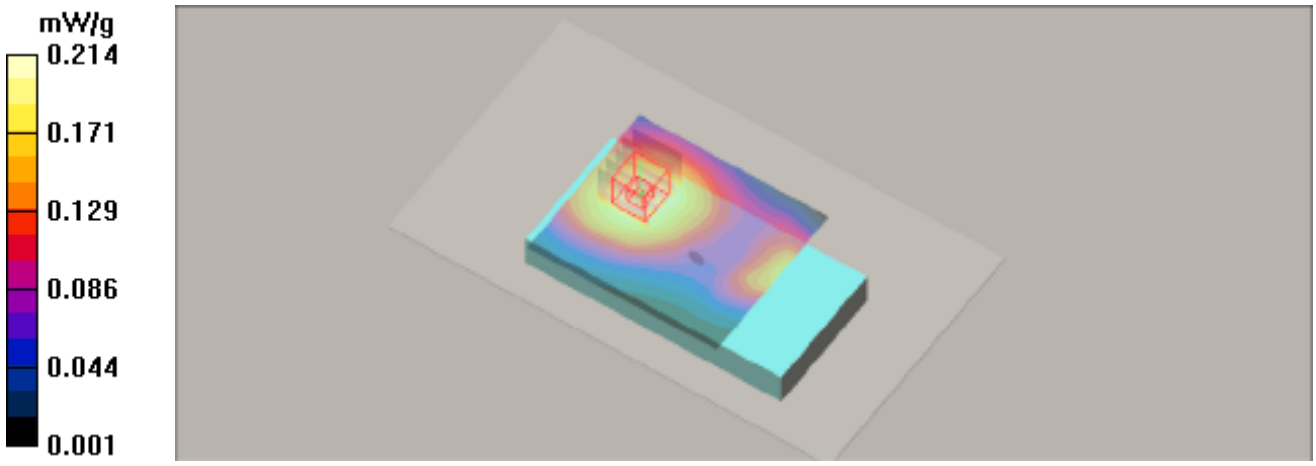

P28_LTE 41_QPSK20M_Bottom Side_1cm_39750_1 RB_99 offset

DUT: EUT

Communication System: TD-LTE Band41-3; Frequency: 2506 MHz;Duty Cycle: 1:1.58
Medium: B2600 Medium parameters used: f = 2506 MHz; σ = 2.08 mho/m; ε_r = 52.7; ρ = 1000 kg/m^3

DASY4 Configuration:
- Probe: ES3DV3 - SN3090; ConvF(4.47, 4.47, 4.47); Calibrated: 2019/4/12
- Sensor-Surface: 3mm (Mechanical Surface Detection)
- Electronics: DAE4 Sn662; Calibrated: 2019/4/11
- Phantom: Triple Flat Phantom 5.1C; Type: QD 000 P51 CA; Serial: 1125
- ; Postprocessing SW: SEMCAD, V1.8 Build 186

Test/Area Scan (61x81x1): Measurement grid: dx=12mm, dy=12mm
Maximum value of SAR (interpolated) = 0.858 mW/g

Test/Zoom Scan (5x5x7)/Cube 0: Measurement grid: dx=8mm, dy=8mm, dz=5mm
Reference Value = 5.83 V/m; Power Drift = 0.197 dB
Peak SAR (extrapolated) = 1.32 W/kg
SAR(1 g) = 0.688 mW/g; SAR(10 g) = 0.348 mW/g
Maximum value of SAR (measured) = 0.874 mW/g

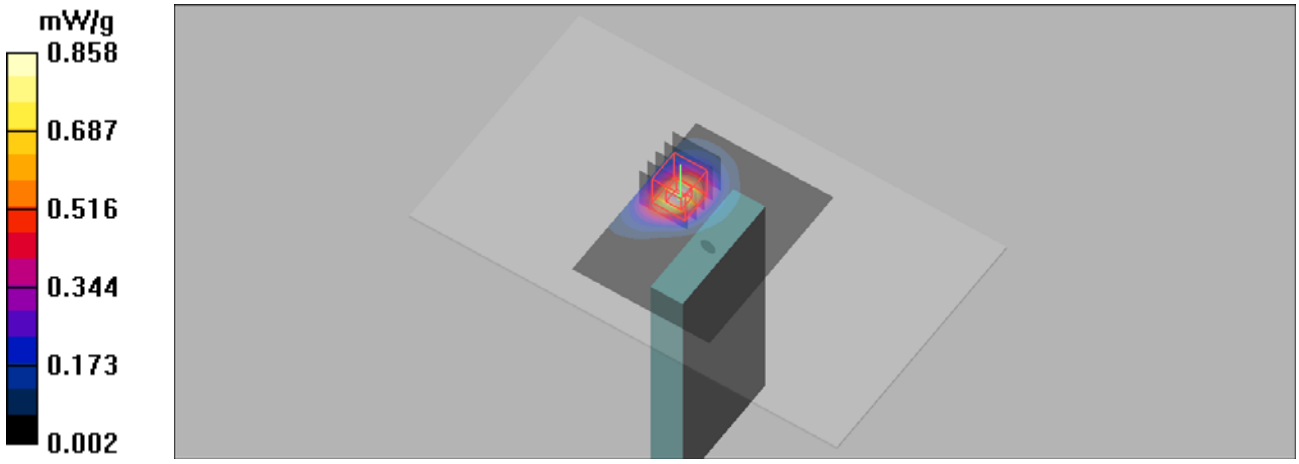

Test Laboratory: UnionTrust Date: 2019/6/17

P29_LTE 66_QPSK20M_Rear Face_1cm_132322_1RB_99 Offset

DUT: EUT

Communication System: LTE Band 66&QPSK20M; Frequency: 1745 MHz;Duty Cycle: 1:1
Medium: B1750 Medium parameters used: f = 1745 MHz; σ = 1.47 mho/m; ε_r = 52.4; ρ = 1000 kg/m^3

DASY4 Configuration:
- Probe: ES3DV3 - SN3090; ConvF(4.95, 4.95, 4.95); Calibrated: 2019/4/12
- Sensor-Surface: 3mm (Mechanical Surface Detection)
- Electronics: DAE4 Sn662; Calibrated: 2019/4/11
- Phantom: Triple Flat Phantom 5.1C; Type: QD 000 P51 CA; Serial: 1125
- ; Postprocessing SW: SEMCAD, V1.8 Build 186

Test/Area Scan (81x71x1): Measurement grid: dx=15mm, dy=15mm
Maximum value of SAR (interpolated) = 1.34 mW/g

Test/Zoom Scan (5x5x7)/Cube 0: Measurement grid: dx=8mm, dy=8mm, dz=5mm
Reference Value = 17.3 V/m; Power Drift = -0.03 dB
Peak SAR (extrapolated) = 1.74 W/kg
SAR(1 g) = 1.07 mW/g; SAR(10 g) = 0.596 mW/g
Maximum value of SAR (measured) = 1.32 mW/g

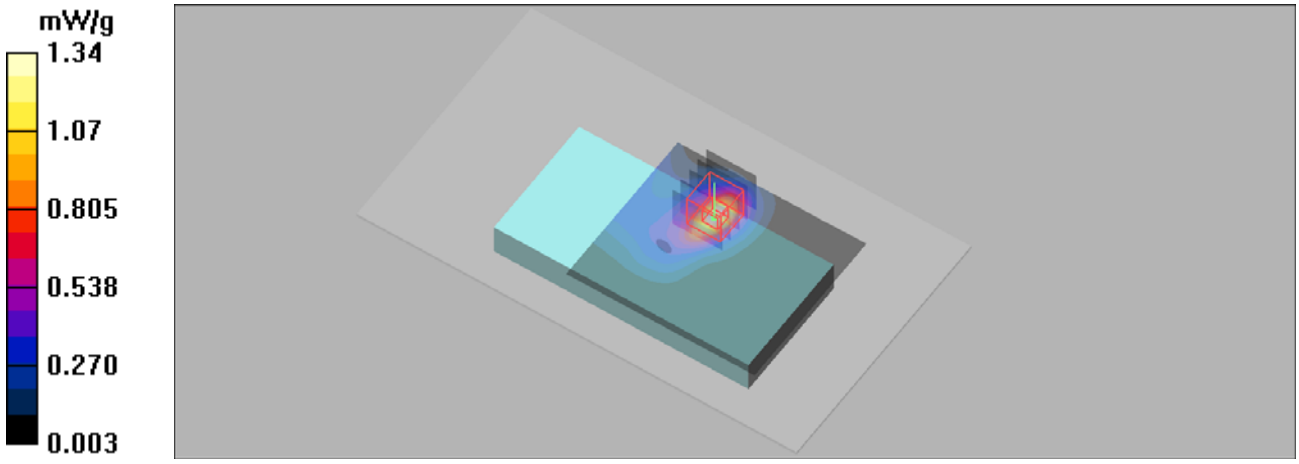

P30_LTE 71_QPSK20M_Rear Face_1cm_133372_50RB_50 Offset

DUT: EUT

Communication System: LTE 77; Frequency: 673 MHz;Duty Cycle: 1:1
Medium: B750 Medium parameters used (extrapolated): f = 673 MHz; σ = 0.902 mho/m; ε_r = 56.1; ρ = 1000 kg/m^3

DASY4 Configuration:
- Probe: ES3DV3 - SN3090; ConvF(6.4, 6.4, 6.4); Calibrated: 2019/4/12
- Sensor-Surface: 3mm (Mechanical Surface Detection)
- Electronics: DAE4 Sn662; Calibrated: 2019/4/11
- Phantom: Triple Flat Phantom 5.1C; Type: QD 000 P51 CA; Serial: 1125
- ; Postprocessing SW: SEMCAD, V1.8 Build 186

Test/Area Scan (71x81x1): Measurement grid: dx=15mm, dy=15mm

Maximum value of SAR (interpolated) = 0.016 mW/g

Test/Zoom Scan (5x5x7)/Cube 0: Measurement grid: dx=8mm, dy=8mm, dz=5mm
Reference Value = 4.09 V/m; Power Drift = 0.037 dB
Peak SAR (extrapolated) = 0.018 W/kg
SAR(1 g) = 0.014 mW/g; SAR(10 g) = 0.011 mW/g
Maximum value of SAR (measured) = 0.016 mW/g

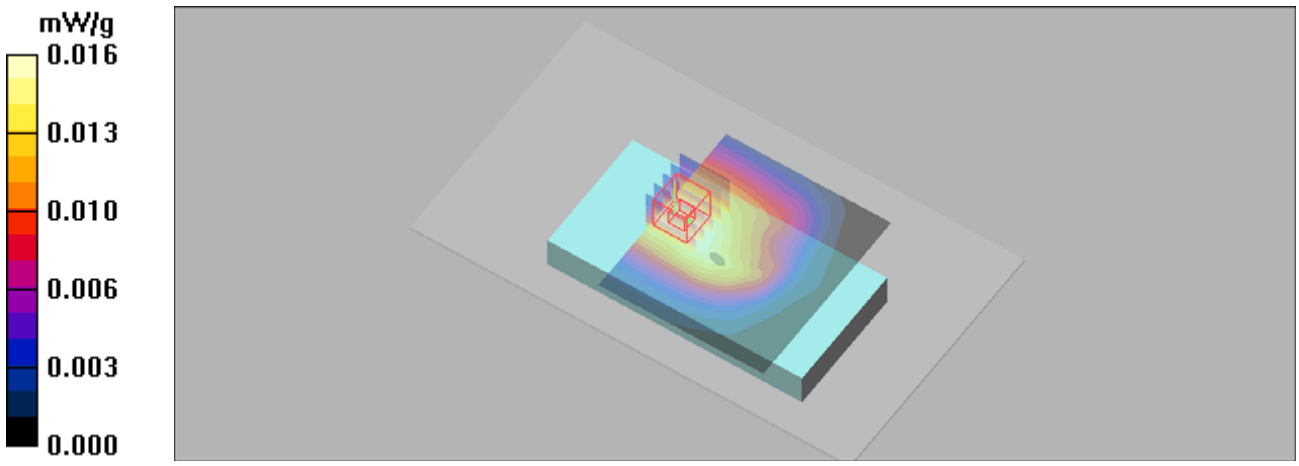

P31_802.11b_Rear Face_1cm_6

DUT: EUT

Communication System: Wlan 802.11b; Frequency: 2437 MHz;Duty Cycle: 1:1
Medium: B2450 Medium parameters used: f = 2437 MHz; σ = 2.01 mho/m; ε_r = 52.8; ρ = 1000 kg/m^3

DASY4 Configuration:
- Probe: ES3DV3 - SN3090; ConvF(4.47, 4.47, 4.47); Calibrated: 2019/4/12
- Sensor-Surface: 3mm (Mechanical Surface Detection)
- Electronics: DAE4 Sn662; Calibrated: 2019/4/11
- Phantom: Triple Flat Phantom 5.1C; Type: QD 000 P51 CA; Serial: 1125
- ; Postprocessing SW: SEMCAD, V1.8 Build 186

Test/Area Scan (81x71x1): Measurement grid: dx=12mm, dy=12mm
Maximum value of SAR (interpolated) = 0.263 mW/g

Test/Zoom Scan (5x5x7)/Cube 0: Measurement grid: dx=8mm, dy=8mm, dz=5mm
Reference Value = 5.07 V/m; Power Drift = -0.164 dB
Peak SAR (extrapolated) = 0.383 W/kg
SAR(1 g) = 0.207 mW/g; SAR(10 g) = 0.112 mW/g
Maximum value of SAR (measured) = 0.260 mW/g

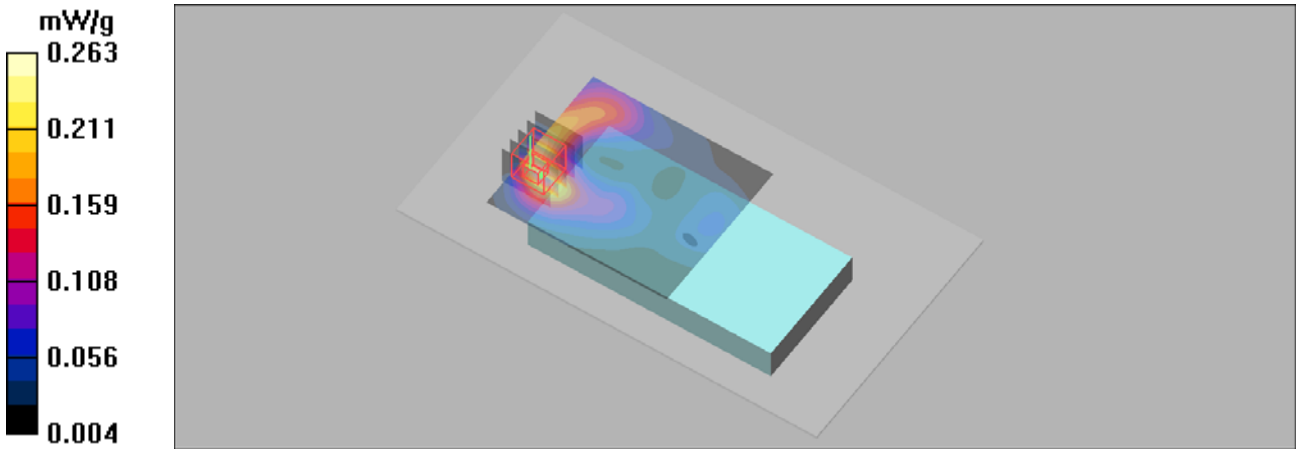

Test Laboratory: UnionTrust Date: 2019/6/14

P22_LTE 7_QPSK20M_Rear Face_1cm_21350_1 RB_0 offset

DUT: EUT

Communication System: LTE Band 7; Frequency: 2560 MHz;Duty Cycle: 1:1
Medium: B2600 Medium parameters used: f = 2560 MHz; σ = 2.15 mho/m; ε_r = 52.5; ρ = 1000 kg/m^3

DASY4 Configuration:
- Probe: ES3DV3 - SN3090; ConvF(4.24, 4.24, 4.24); Calibrated: 2019/4/12
- Sensor-Surface: 3mm (Mechanical Surface Detection)
- Electronics: DAE4 Sn662; Calibrated: 2019/4/11
- Phantom: Triple Flat Phantom 5.1C; Type: QD 000 P51 CA; Serial: 1125
- ; Postprocessing SW: SEMCAD, V1.8 Build 186

Test/Area Scan (81x71x1): Measurement grid: dx=12mm, dy=12mm
Maximum value of SAR (interpolated) = 1.16 mW/g

Test/Zoom Scan (5x5x7)/Cube 0: Measurement grid: dx=8mm, dy=8mm, dz=5mm
Reference Value = 7.77 V/m; Power Drift = -0.06 dB
Peak SAR (extrapolated) = 1.77 W/kg
SAR(1 g) = 0.910 mW/g; SAR(10 g) = 0.466 mW/g
Maximum value of SAR (measured) = 1.14 mW/g

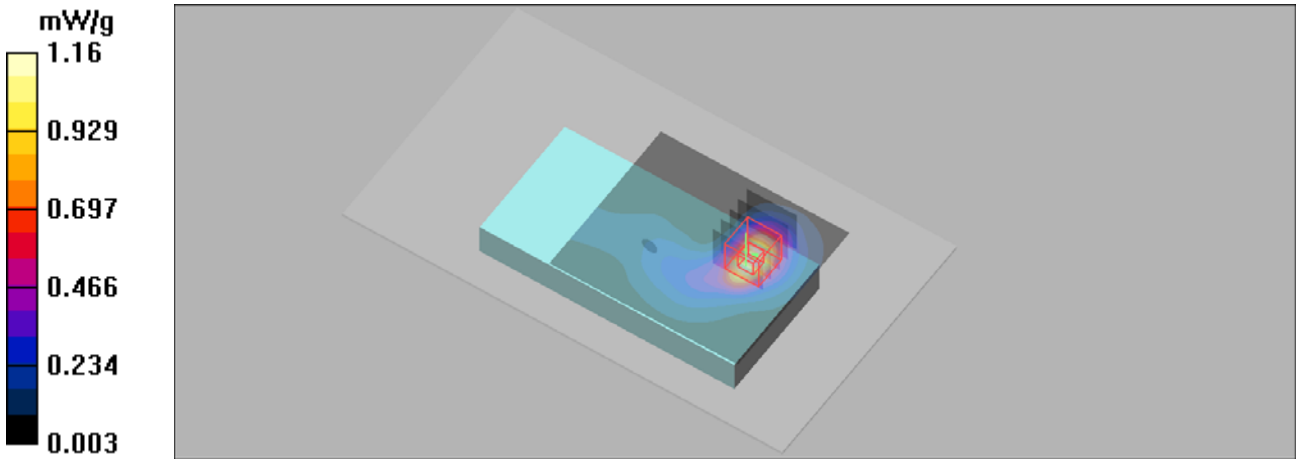

P28_LTE 41_QPSK20M_Rear Face_1cm_39750_1 RB_99 offset

DUT: EUT

Communication System: TD-LTE Band41-3; Frequency: 2506 MHz;Duty Cycle: 1:1.58
Medium: B2600 Medium parameters used: f = 2506 MHz; σ = 2.08 mho/m; ε_r = 52.7; ρ = 1000 kg/m^3

DASY4 Configuration:
- Probe: ES3DV3 - SN3090; ConvF(4.47, 4.47, 4.47); Calibrated: 2019/4/12
- Sensor-Surface: 3mm (Mechanical Surface Detection)
- Electronics: DAE4 Sn662; Calibrated: 2019/4/11
- Phantom: Triple Flat Phantom 5.1C; Type: QD 000 P51 CA; Serial: 1125
- ; Postprocessing SW: SEMCAD, V1.8 Build 186

Test/Area Scan (81x81x1): Measurement grid: dx=12mm, dy=12mm
Maximum value of SAR (interpolated) = 0.884 mW/g

Test/Zoom Scan (5x5x7)/Cube 0: Measurement grid: dx=8mm, dy=8mm, dz=5mm
Reference Value = 6.21 V/m; Power Drift = -0.140 dB
Peak SAR (extrapolated) = 1.27 W/kg
SAR(1 g) = 0.668 mW/g; SAR(10 g) = 0.343 mW/g
Maximum value of SAR (measured) = 0.843 mW/g

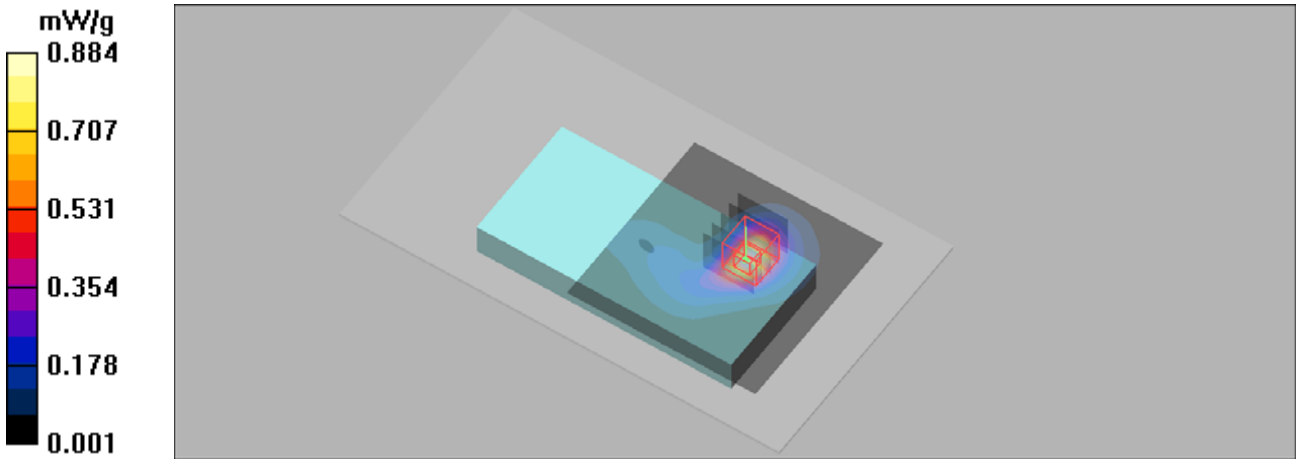

Test Laboratory: UnionTrust Date: 7/2/2019

P04 802.11n_HT40_Rear Face_10mm_Ch54

Communication System: UID 0, 802.11n_HT40 (0); Frequency: 5270 MHz;Duty Cycle: 1:1.4
Medium: B5G Medium parameters used: f = 5270 MHz; σ = 5.527 S/m; ε_r = 48.256; ρ = 1000 kg/m^3

DASY4 Configuration:
- Probe: EX3DV4 - SN3578; ConvF(4.82, 4.82, 4.82) @ 5270 MHz; Calibrated: 6/19/2019
- Sensor-Surface: 1.4mm (Mechanical Surface Detection)
- Electronics: DAE4 Sn679; Calibrated: 4/23/2019
- Phantom: SAM 2; Type: QD 000 P40 CB; Serial: TP-1376
- ; Postprocessing SW: SEMCAD, V1.8 Build 186

- Area Scan (11x19x1): Measurement grid: dx=10mm, dy=10mm
Maximum value of SAR (measured) = 0.439 W/kg

- Zoom Scan (8x8x7)/Cube 0: Measurement grid: dx=4mm, dy=4mm, dz=1.4mm
Reference Value = 1.641 V/m; Power Drift = -0.06 dB
Peak SAR (extrapolated) = 0.806 W/kg
SAR(1 g) = 0.194 W/kg; SAR(10 g) = 0.073 W/kg
Maximum value of SAR (measured) = 0.443 W/kg

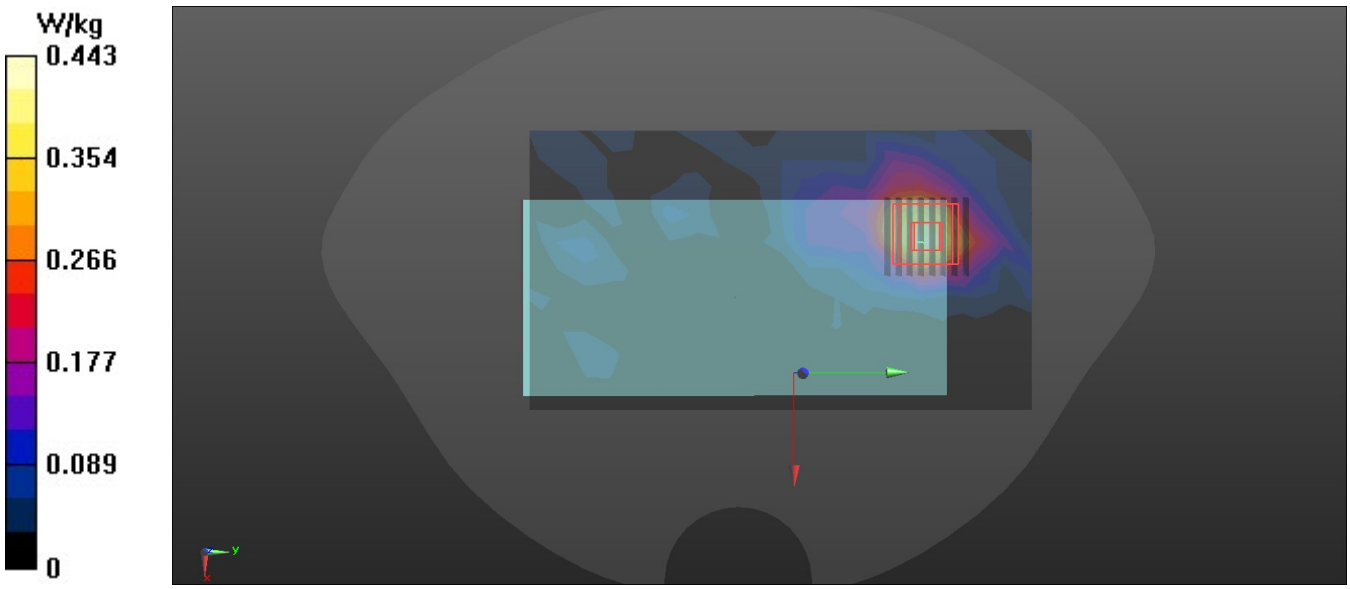

Test Laboratory: UnionTrust Date: 7/2/2019

P05 802.11a_Rear Face_10mm_Ch100

Communication System: UID 0, 802.11a (0); Frequency: 5500 MHz;Duty Cycle: 1:1.19

Medium: B5G Medium parameters used: f = 5500 MHz; σ = 5.92 S/m; ε_r = 49.4; ρ = 1000 kg/m^3

DASY4 Configuration:
- Probe: EX3DV4 - SN3578; ConvF(4.21, 4.21, 4.21) @ 5500 MHz; Calibrated: 6/19/2019
- Sensor-Surface: 1.4mm (Mechanical Surface Detection)
- Electronics: DAE4 Sn679; Calibrated: 4/23/2019
- Phantom: SAM 2; Type: QD 000 P40 CB; Serial: TP-1376
- ; Postprocessing SW: SEMCAD, V1.8 Build 186

- Area Scan (11x19x1): Measurement grid: dx=10mm, dy=10mm
Maximum value of SAR (measured) = 0.294 W/kg

- Zoom Scan (8x8x7)/Cube 0: Measurement grid: dx=4mm, dy=4mm, dz=1.4mm
Reference Value = 1.979 V/m; Power Drift = -0.07 dB
Peak SAR (extrapolated) = 0.656 W/kg
SAR(1 g) = 0.143 W/kg; SAR(10 g) = 0.056 W/kg
Maximum value of SAR (measured) = 0.335 W/kg

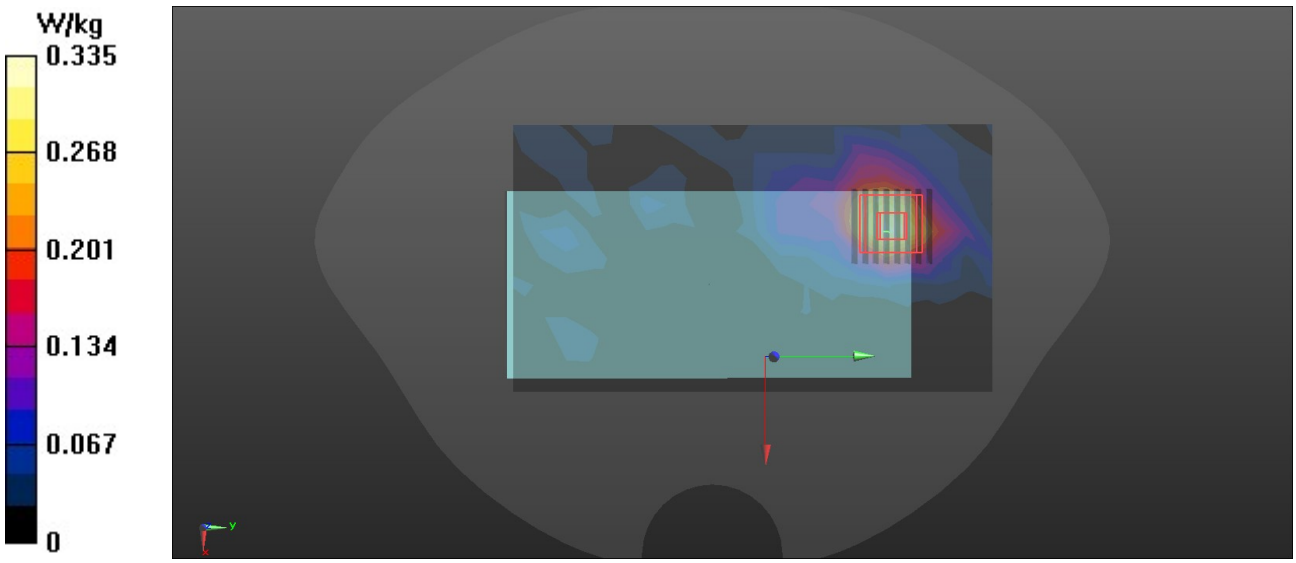

Test Laboratory: UnionTrust Date: 7/2/2019

P06 802.11ac_VHT80_Front Face_10mm_Ch155

Communication System: UID 0, 802.11ac (0); Frequency: 5775 MHz;Duty Cycle: 1:1.84

Medium: B5G Medium parameters used: f = 5775 MHz; σ = 6.048 S/m; ε_r = 47.824; ρ = 1000 kg/m^3

DASY4 Configuration:
- Probe: EX3DV4 - SN3578; ConvF(4.33, 4.33, 4.33) @ 5775 MHz; Calibrated: 6/19/2019
- Sensor-Surface: 1.4mm (Mechanical Surface Detection)
- Electronics: DAE4 Sn679; Calibrated: 4/23/2019
- Phantom: SAM 2; Type: QD 000 P40 CB; Serial: TP-1376
- ; Postprocessing SW: SEMCAD, V1.8 Build 186

- Area Scan (11x19x1): Measurement grid: dx=10mm, dy=10mm
Maximum value of SAR (measured) = 0.522 W/kg

- Zoom Scan (8x8x7)/Cube 0: Measurement grid: dx=4mm, dy=4mm, dz=1.4mm
Reference Value = 1.441 V/m; Power Drift = -0.00 dB
Peak SAR (extrapolated) = 1.29 W/kg
SAR(1 g) = 0.258 W/kg; SAR(10 g) = 0.096 W/kg
Maximum value of SAR (measured) = 0.577 W/kg

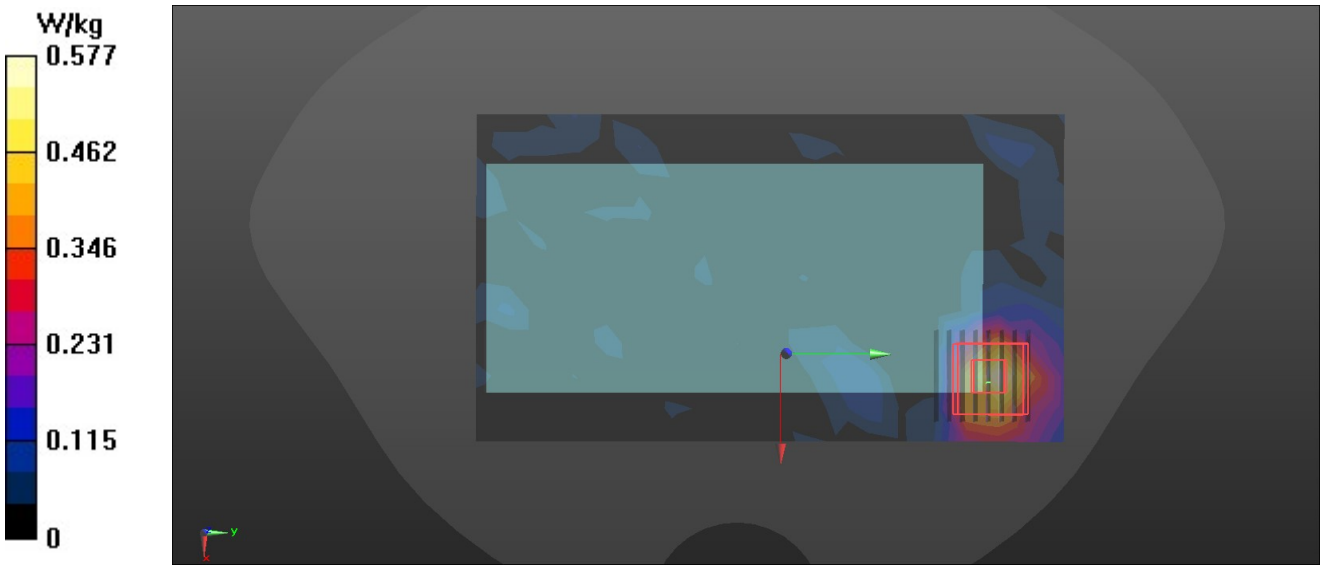

Test Laboratory: UnionTrust Date: 7/2/2019

P07 802.11n_HT40_Rear Face_0mm_Ch54

Communication System: UID 0, 802.11n_HT40 (0); Frequency: 5270 MHz;Duty Cycle: 1:1.4
Medium: B5G Medium parameters used: f = 5270 MHz; σ = 5.527 S/m; ε_r = 48.256; ρ = 1000 kg/m^3

DASY4 Configuration:
- Probe: EX3DV4 - SN3578; ConvF(4.82, 4.82, 4.82) @ 5270 MHz; Calibrated: 6/19/2019
- Sensor-Surface: 1.4mm (Mechanical Surface Detection)
- Electronics: DAE4 Sn679; Calibrated: 4/23/2019
- Phantom: SAM 2; Type: QD 000 P40 CB; Serial: TP-1376
- ; Postprocessing SW: SEMCAD, V1.8 Build 186

- **Area Scan (11x19x1):** Measurement grid: dx=10mm, dy=10mm
Maximum value of SAR (measured) = 1.55 W/kg

- **Zoom Scan (8x8x7)/Cube 0:** Measurement grid: dx=4mm, dy=4mm, dz=1.4mm
Reference Value = 1.224 V/m; Power Drift = 0.08 dB
Peak SAR (extrapolated) = 4.06 W/kg
SAR(1 g) = 0.840 W/kg; SAR(10 g) = 0.235 W/kg
Maximum value of SAR (measured) = 2.17 W/kg

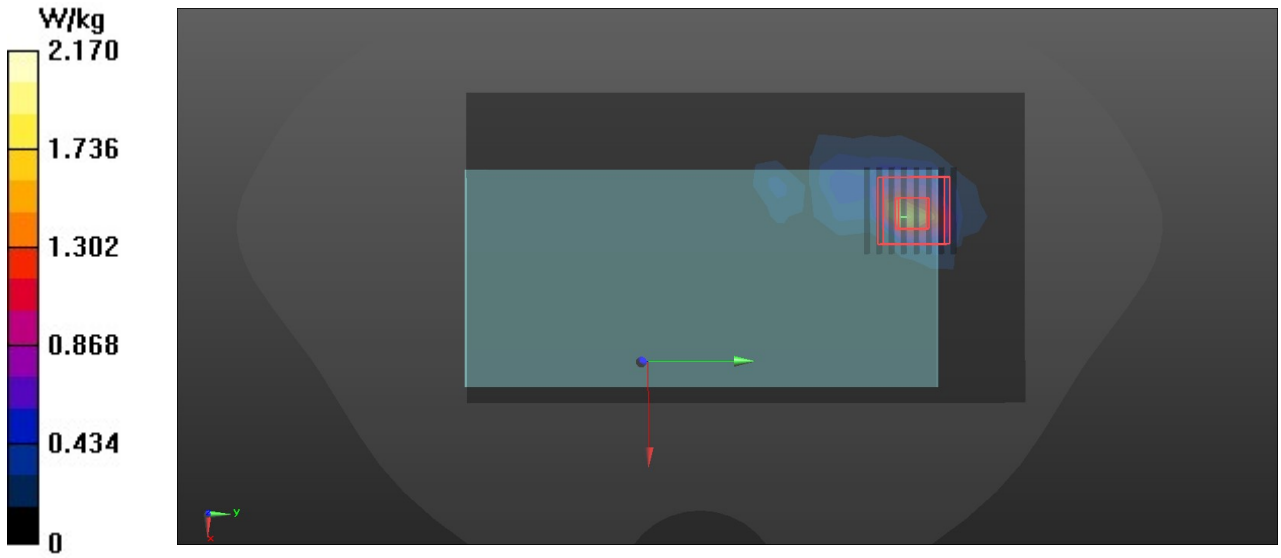

Test Laboratory: UnionTrust Date: 7/2/2019

P08 802.11a_Rear Face_0mm_Ch100

DUT: Rigel

Communication System: UID 0, 802.11a (0); Frequency: 5500 MHz;Duty Cycle: 1:1.19

Medium: B5G Medium parameters used: f = 5500 MHz; σ = 5.92 S/m; ε_r = 49.4; ρ = 1000 kg/m^3

DASY4 Configuration:
- Probe: EX3DV4 - SN3578; ConvF(4.21, 4.21, 4.21) @ 5500 MHz; Calibrated: 6/19/2019
- Sensor-Surface: 1.4mm (Mechanical Surface Detection)
- Electronics: DAE4 Sn679; Calibrated: 4/23/2019
- Phantom: SAM 2; Type: QD 000 P40 CB; Serial: TP-1376
- ; Postprocessing SW: SEMCAD, V1.8 Build 186

- **Area Scan (11x19x1):** Measurement grid: dx=10mm, dy=10mm
Maximum value of SAR (measured) = 0.757 W/kg

- **Zoom Scan (8x8x7)/Cube 0:** Measurement grid: dx=4mm, dy=4mm, dz=1.4mm
Reference Value = 1.401 V/m; Power Drift = 0.00 dB
Peak SAR (extrapolated) = 3.03 W/kg
SAR(1 g) = 0.625 W/kg; SAR(10 g) = 0.180 W/kg
Maximum value of SAR (measured) = 1.65 W/kg

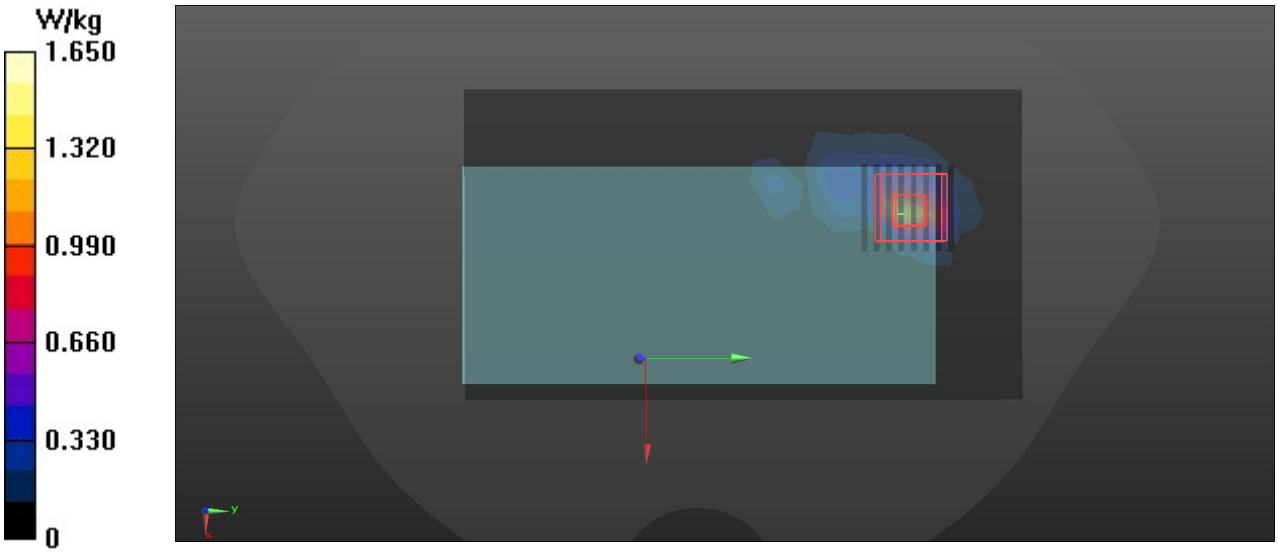

P09 802.11ac_VHT80_Right Side_0mm_Ch155

DUT: Rigel

Communication System: UID 0, 802.11ac (0); Frequency: 5775 MHz;Duty Cycle: 1:1.84
Medium: B5G Medium parameters used: f = 5775 MHz; σ = 6.048 S/m; ε_r = 47.824; ρ = 1000 kg/m^3

DASY4 Configuration:
- Probe: EX3DV4 - SN3578; ConvF(4.33, 4.33, 4.33) @ 5775 MHz; Calibrated: 6/19/2019
- Sensor-Surface: 1.4mm (Mechanical Surface Detection)
- Electronics: DAE4 Sn679; Calibrated: 4/23/2019
- Phantom: SAM 2; Type: QD 000 P40 CB; Serial: TP-1376
- ; Postprocessing SW: SEMCAD, V1.8 Build 186

- Area Scan (7x19x1): Measurement grid: dx=10mm, dy=10mm
Maximum value of SAR (measured) = 2.44 W/kg
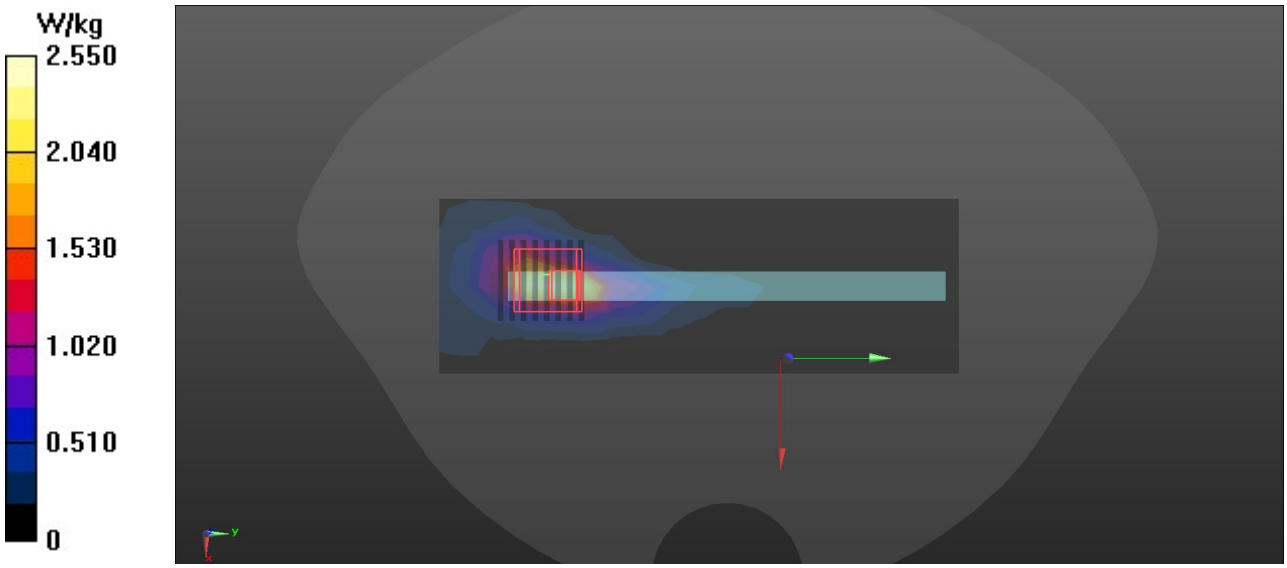
- Zoom Scan (8x8x7)/Cube 0: Measurement grid: dx=4mm, dy=4mm, dz=1.4mm
Reference Value = 8.666 V/m; Power Drift = 0.01 dB
Peak SAR (extrapolated) = 5.22 W/kg
SAR(1 g) = 1.03 W/kg; SAR(10 g) = 0.361 W/kg
Maximum value of SAR (measured) = 2.55 W/kg