LTE Band 41 / 20MHz / QPSK

1 RB	Full RB

Lowest Channel

Middle Channel

Highest Channel

LTE Band 41 / 20MHz / 16QAM

1 RB	Full RB

Lowest Channel

Middle Channel

Highest Channel

5.4.12 LTE Band 66

LTE Band 66 Peak-to-average ratio (dB)						
Channel	RB Configuration	Channel Bandwidth: 20 MHz			Limit (dB)	Result
		QPSK	16QAM	64QAM		
Lowest	1 RB	4.32	5.10	/	13	Pass
	Full RB	3.91	5.68	/	13	Pass
Middle	1 RB	4.12	5.07	/	13	Pass
	Full RB	3.86	5.65	/	13	Pass
Highest	1 RB	3.88	5.07	/	13	Pass
	Full RB	3.88	5.65	/	13	Pass

LTE Band 66 / 20MHz / QPSK	
1 RB	**Full RB**
Lowest Channel	
Middle Channel	
Highest Channel	

LTE Band 66 / 20MHz / 16QAM	
1 RB	Full RB
Lowest Channel	
Middle Channel	
Highest Channel	

5.4.13 LTE Band 71

LTE Band 71 Peak-to-average ratio (dB)						
Channel	RB Configuration	Channel Bandwidth: 20 MHz			Limit (dB)	Result
		QPSK	16QAM	64QAM		
Lowest	1 RB	4.12	4.72	/	13	Pass
	Full RB	4.20	5.74	/	13	Pass
Middle	1 RB	4.70	5.97	/	13	Pass
	Full RB	4.06	5.57	/	13	Pass
Highest	1 RB	4.12	4.78	/	13	Pass
	Full RB	4.09	5.65	/	13	Pass

LTE Band 71 / 20MHz / QPSK	
1 RB	**Full RB**
Lowest Channel	
Middle Channel	
Highest Channel	

LTE Band 71 / 20MHz / 16QAM

1 RB	Full RB
Lowest Channel	
Middle Channel	
Highest Channel	

5.5 99%&26DB BANDWIDTH

Test Requirement: FCC 47 CFR Part 2.1049(h)

Test Method: ANSI C63.26-2015 & KDB 971168 D01v03r01 Section 4

Limit: No Limit, for reporting purposes only.

Test Procedure:

The transmitter output was connected to a calibrated coaxial cable and coupler, the other end of which was connected to a spectrum analyzer. The occupied bandwidth was measured with the spectrum analyzer at the low, middle and high channel in each band. The 99% and -26dB bandwidths was also measured and recorded.

Note: The cable loss and attenuator loss were offset into measure device as an amplitude offset.

Test Setup: Refer to section 4.2.2 for details.

Instruments Used: Refer to section 3 for details

Test Mode: Link mode

Test Results: Pass

Test Data: See table below

5.5.1 LTE Band 2

LTE Band 2								
Channel	RB Configuration		26 dB BW (MHz)			99% BW (MHz)		
	Size	Offset	QPSK	16QAM	64QAM	QPSK	16QAM	64QAM
Channel Bandwidth: 1.4 MHz								
Lowest	6	0	1.302	1.326	/	1.1032	1.1123	/
Middle	6	0	1.394	1.362	/	1.1053	1.1039	/
Highest	6	0	1.916	1.924	/	1.1117	1.1096	/
Channel Bandwidth: 3 MHz								
Lowest	15	0	3.013	3.011	/	2.7152	2.7139	/
Middle	15	0	3.012	3.004	/	2.7098	2.7125	/
Highest	15	0	3.164	3.150	/	2.7172	2.7193	/
Channel Bandwidth: 5 MHz								
Lowest	25	0	5.037	5.034	/	4.5329	4.5349	/
Middle	25	0	5.087	5.084	/	4.5231	4.5227	/
Highest	25	0	5.090	5.070	/	4.5202	4.5179	/
Channel Bandwidth: 10 MHz								
Lowest	50	0	9.999	10.05	/	8.9957	8.9978	/
Middle	50	0	9.956	10.02	/	9.0003	8.9983	/
Highest	50	0	9.946	9.939	/	8.9779	8.9852	/
Channel Bandwidth: 15 MHz								
Lowest	75	0	14.85	14.82	/	13.494	13.500	/
Middle	75	0	14.81	14.97	/	13.503	13.494	/
Highest	75	0	14.87	14.91	/	13.468	13.469	/
Channel Bandwidth: 20 MHz								
Lowest	100	0	15.06	14.86	/	13.559	13.546	/
Middle	100	0	15.19	15.05	/	13.585	13.593	/
Highest	100	0	15.09	15.06	/	13.594	13.562	/

LTE Band 2_ Channel Bandwidth: 1.4 MHz

QPSK	16QAM

Lowest Channel

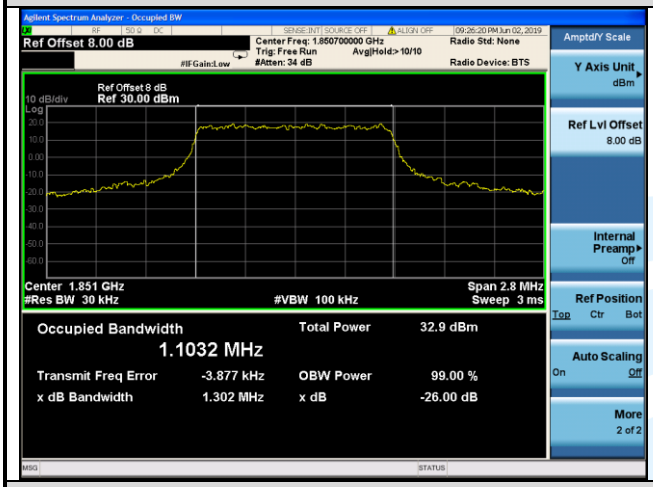

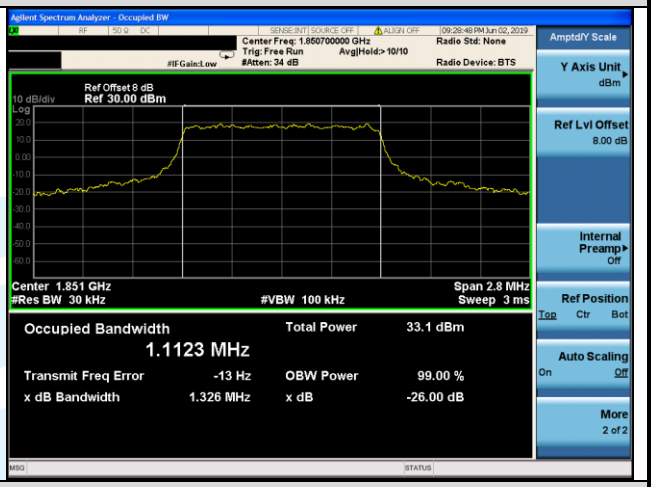

Middle Channel

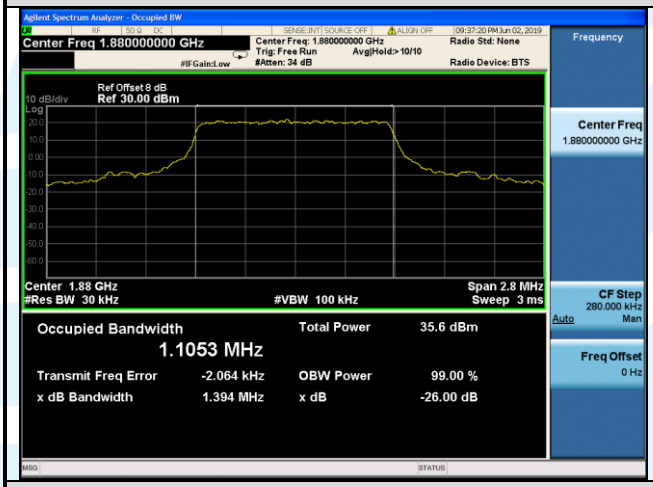

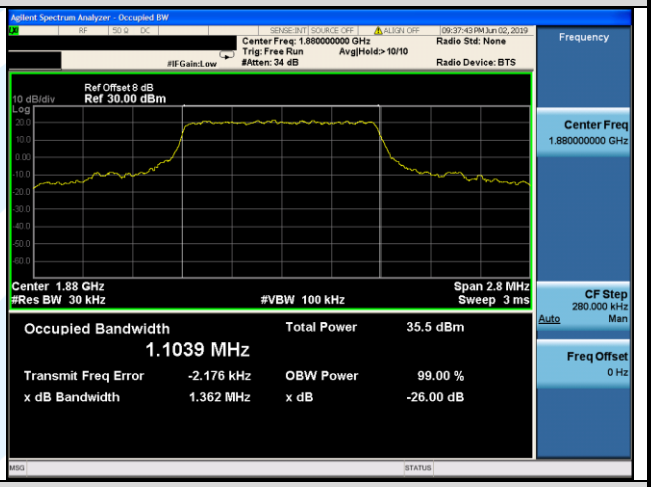

Highest Channel

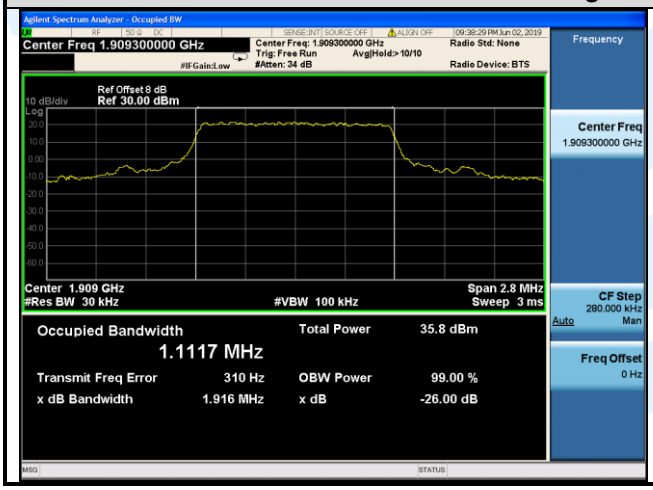

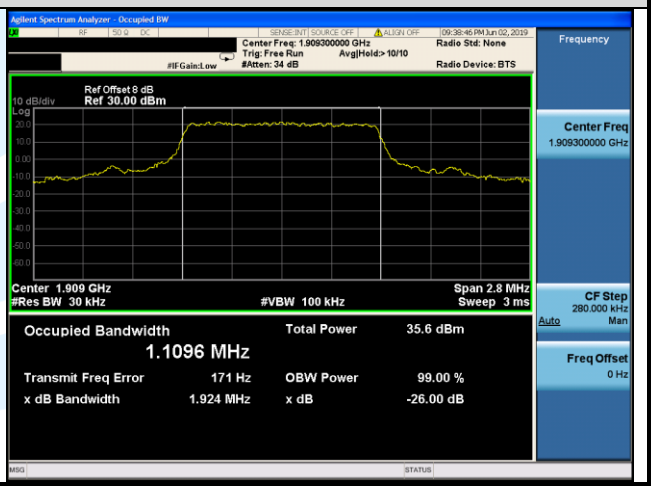

LTE Band 2_ Channel Bandwidth: 3 MHz

QPSK	16QAM

Lowest Channel

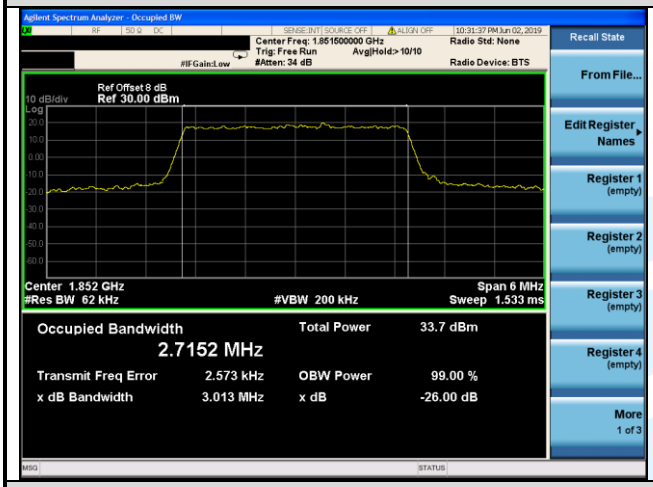

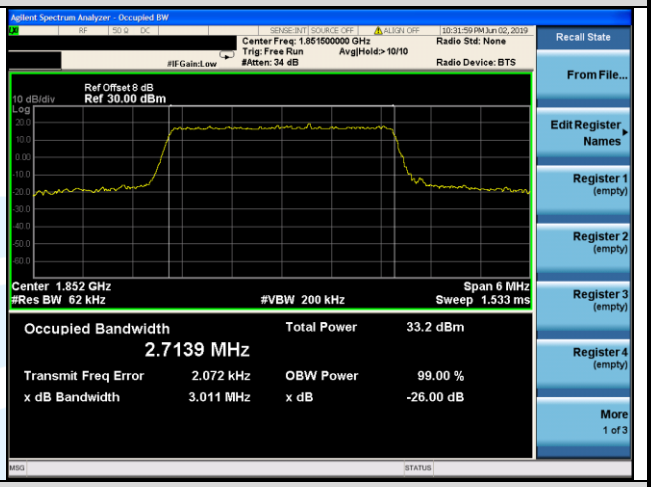

Middle Channel

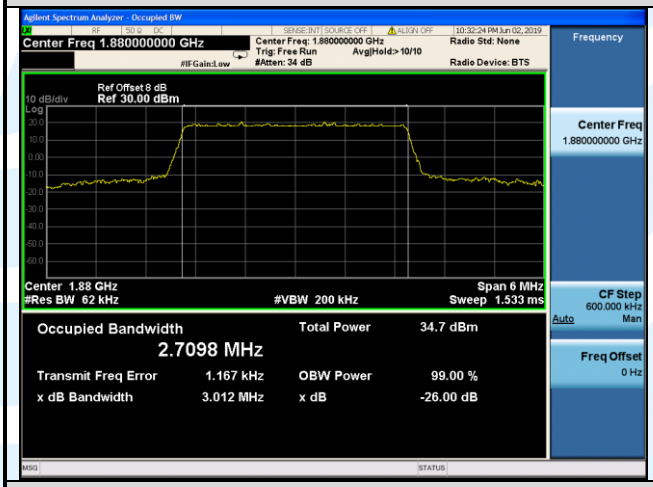

Highest Channel

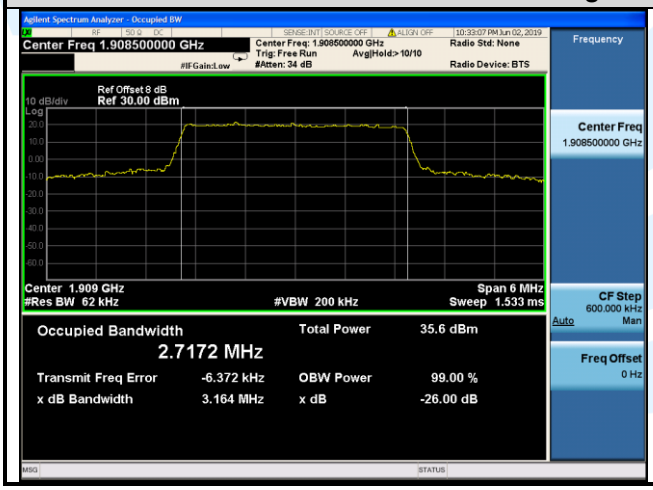

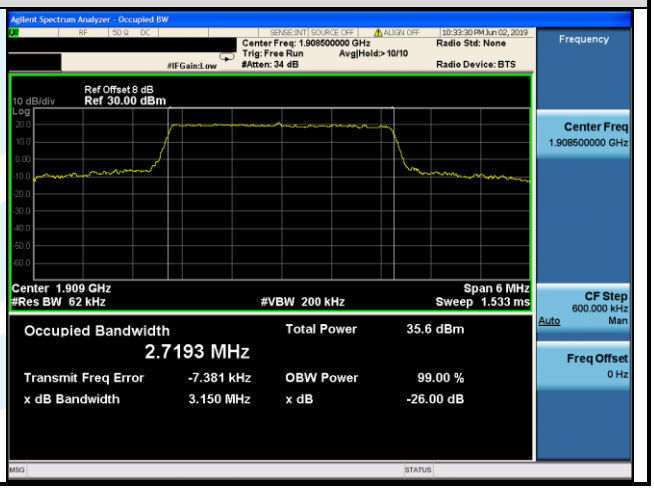

LTE Band 2_ Channel Bandwidth: 5 MHz

QPSK	16QAM

Lowest Channel

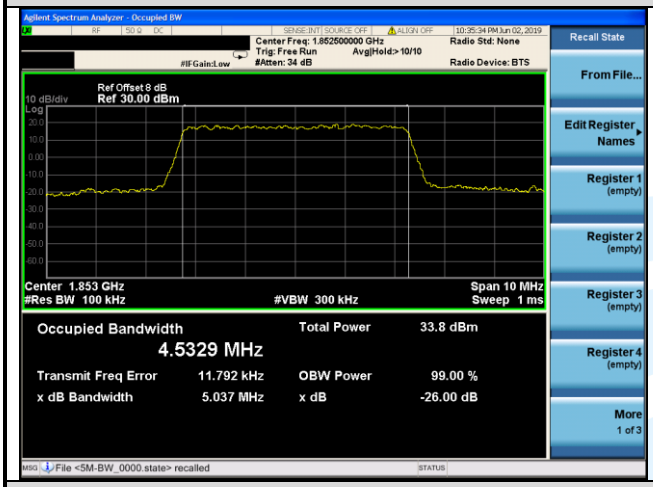

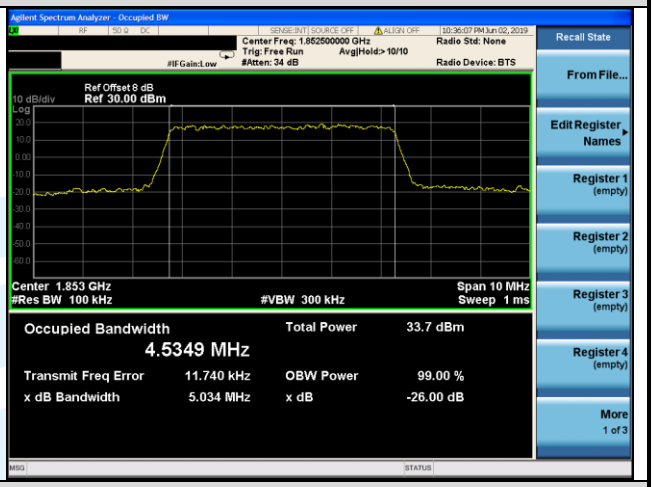

Middle Channel

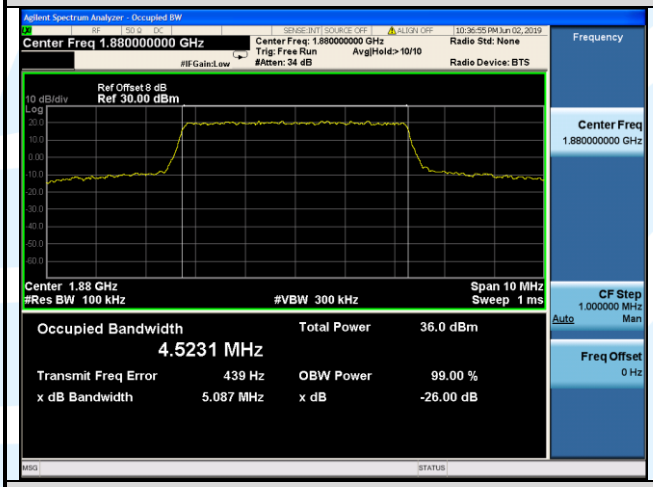

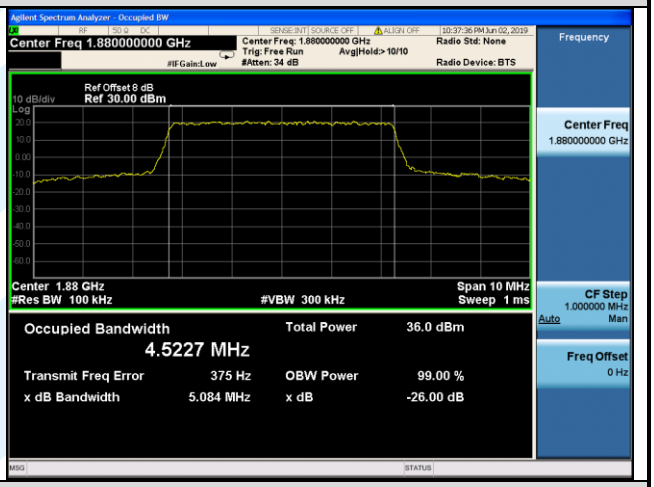

Highest Channel

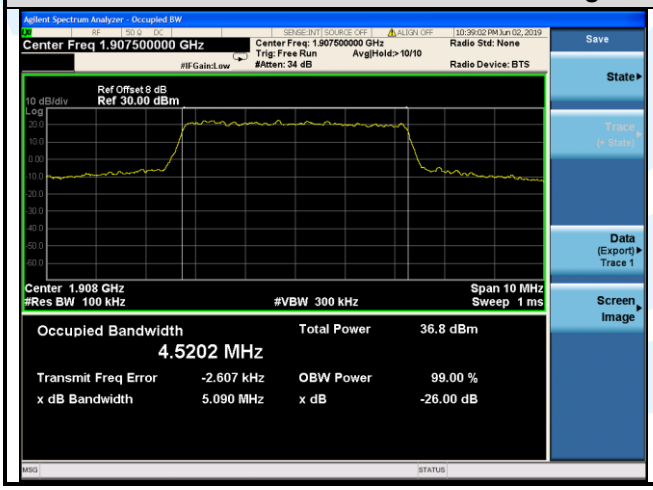

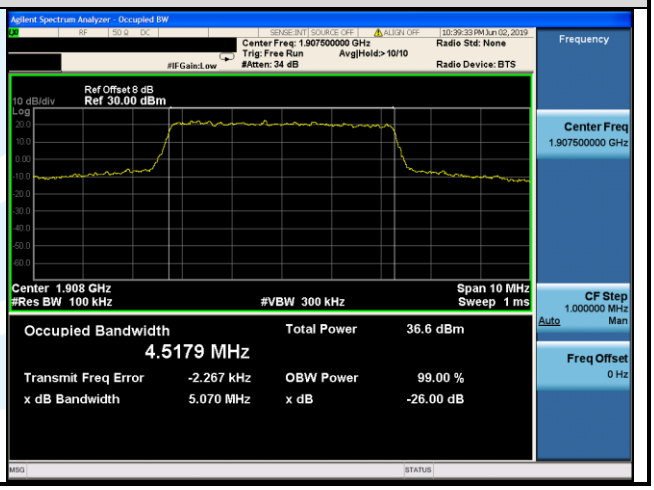

LTE Band 2_ Channel Bandwidth: 10 MHz

QPSK	16QAM

Lowest Channel

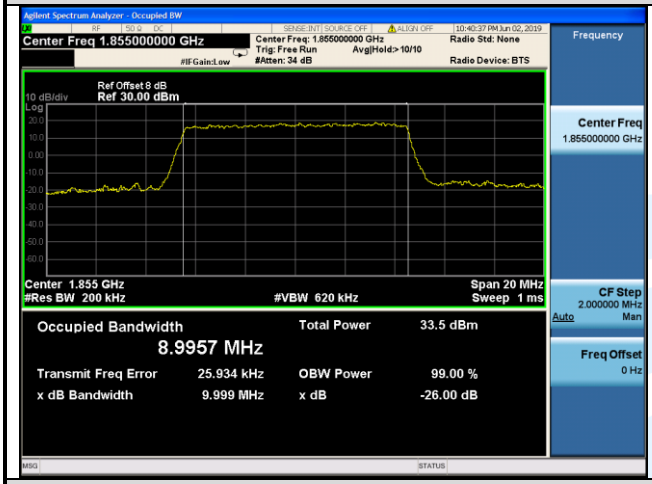

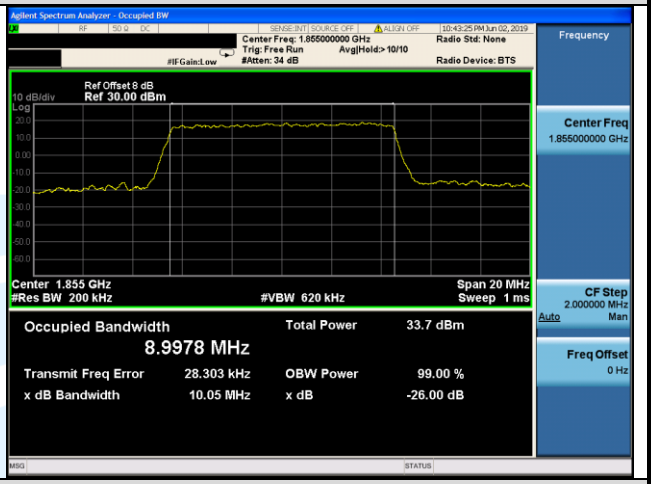

Middle Channel

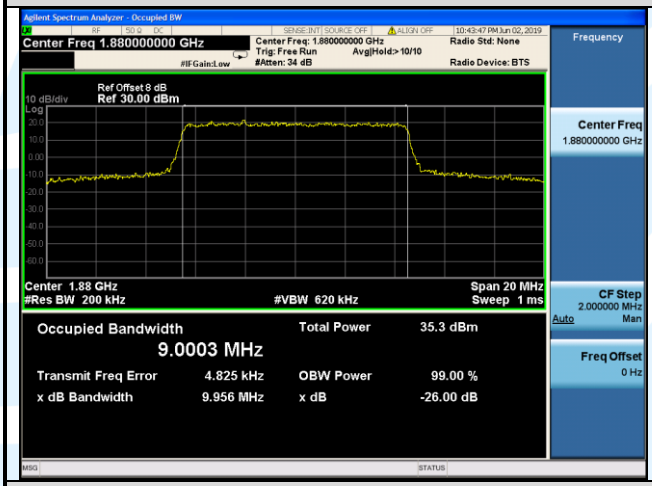
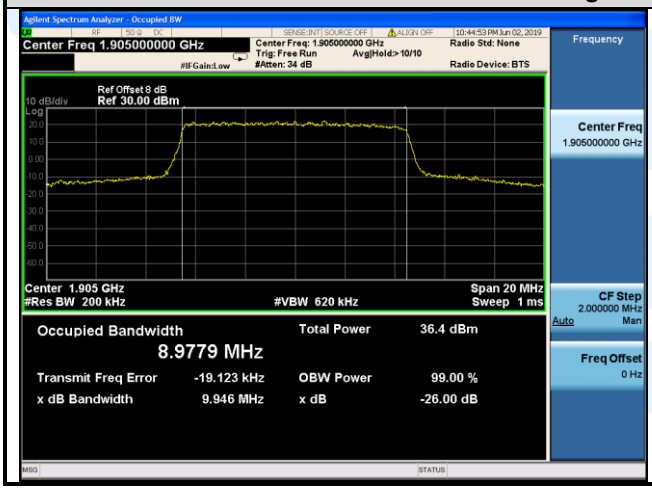
Highest Channel