| 2DH5 Conducted Spurious Emissions | |
|---|---|
| Channel 00 (2402MHz) | Channel 39 (2441MHz) |
| | 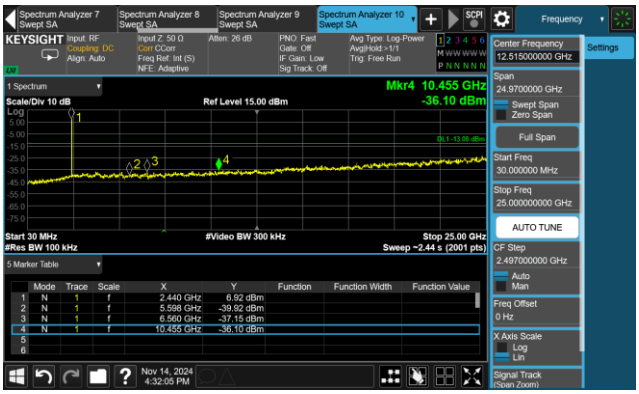 |
| Channel 78 (2480MHz) | |
| | |

| 3DH5 Conducted Spurious Emissions | |
|---|---|
| Channel 00 (2402MHz) | Channel 39 (2441MHz) |
| 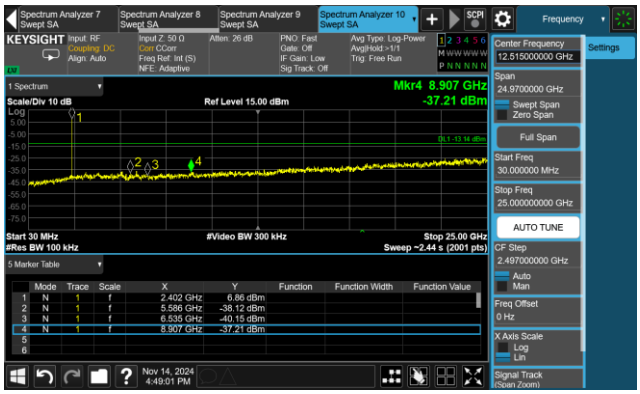 | |
| Channel 78 (2480MHz) | |
| | |

## A.9 Radiated Spurious Emission Test Result

**Antenna #1**

| | | | |
|---|---|---|---|
| Test Site | WZ-AC1 | Test Engineer | Ajin Fan |
| Test Date | 2025-02-21 | Test Mode | DH5 |
| Remark | 1. Average measurement was not performed if peak level lower than average limit.<br>2. Other frequency was 20dB below limit line within 1-18GHz, there is not show in the report. | | |

| Test Channel | Frequency (MHz) | Reading Level (dBμV) | Factor (dB/m) | Measure Level (dBμV/m) | Limit (dBμV/m) | Margin (dB) | Detector | Polarization |
|---|---|---|---|---|---|---|---|---|
| 00 | 4804.6 | 42.0 | 3.4 | 45.4 | 74.0 | -28.6 | Peak | Horizontal |
| | 9387.8 | 34.3 | 13.6 | 47.9 | 74.0 | -26.1 | Peak | Horizontal |
| | 11368.3 | 36.5 | 14.4 | 50.9 | 74.0 | -23.1 | Peak | Horizontal |
| | 4804.6 | 46.0 | 3.4 | 49.4 | 54.0 | -4.6 | Average | Vertical |
| | 4804.6 | 48.3 | 3.4 | 51.7 | 74.0 | -22.3 | Peak | Vertical |
| | 9362.3 | 35.9 | 13.6 | 49.5 | 74.0 | -24.5 | Peak | Vertical |
| | 11288.4 | 37.0 | 14.4 | 51.4 | 74.0 | -22.6 | Peak | Vertical |
| 39 | 3662.2 | 44.2 | 0.3 | 44.5 | 74.0 | -29.5 | Peak | Horizontal |
| | 4882.8 | 46.5 | 3.3 | 49.8 | 54.0 | -4.2 | Average | Horizontal |
| | 4882.8 | 48.6 | 3.3 | 51.9 | 74.0 | -22.1 | Peak | Horizontal |
| | 7324.0 | 36.2 | 9.0 | 45.2 | 54.0 | -8.8 | Average | Horizontal |
| | 7324.0 | 42.4 | 9.0 | 51.4 | 74.0 | -22.6 | Peak | Horizontal |
| | 3662.2 | 46.0 | 0.3 | 46.3 | 74.0 | -27.7 | Peak | Vertical |
| | 4882.8 | 46.1 | 3.3 | 49.4 | 54.0 | -4.6 | Average | Vertical |
| | 4882.8 | 48.5 | 3.3 | 51.8 | 74.0 | -22.2 | Peak | Vertical |
| | 7324.0 | 41.5 | 9.0 | 50.5 | 54.0 | -3.5 | Average | Vertical |
| | 7324.0 | 44.0 | 9.0 | 53.0 | 74.0 | -21.0 | Peak | Vertical |
| 78 | 3720.0 | 42.7 | 0.6 | 43.3 | 74.0 | -30.7 | Peak | Horizontal |
| | 4961.0 | 47.0 | 3.7 | 50.7 | 74.0 | -23.3 | Peak | Horizontal |
| | 7439.6 | 40.6 | 9.0 | 49.6 | 74.0 | -24.4 | Peak | Horizontal |
| | 3720.0 | 43.7 | 0.6 | 44.3 | 74.0 | -29.7 | Peak | Vertical |
| | 4959.3 | 44.5 | 3.7 | 48.2 | 54.0 | -5.8 | Average | Vertical |
| | 4959.3 | 47.4 | 3.7 | 51.1 | 74.0 | -22.9 | Peak | Vertical |
| | 7439.6 | 42.3 | 9.0 | 51.3 | 54.0 | -2.7 | Average | Vertical |
| | 7439.6 | 43.9 | 9.0 | 52.9 | 74.0 | -21.1 | Peak | Vertical |

Note: Measure Level (dBμV/m) = Reading Level (dBμV) + Factor (dB/m)

Factor (dB/m) = Cable Loss (dB) + Antenna Factor (dB/m) - Pre_Amplifier Gain (dB)

| | | | |
|---|---|---|---|
| Test Site | WZ-AC1 | Test Engineer | Lucas Wang |
| Test Date | 2025-02-21 | Test Mode | 2DH5 |
| Remark | 1. Average measurement was not performed if peak level lower than average limit.<br>2. Other frequency was 20dB below limit line within 1-18GHz, there is not show in the report. | | |

| Test Channel | Frequency (MHz) | Reading Level (dBμV) | Factor (dB/m) | Measure Level (dBμV/m) | Limit (dBμV/m) | Margin (dB) | Detector | Polarization |
|---|---|---|---|---|---|---|---|---|
| 00 | 3602.7 | 42.4 | 0.4 | 42.8 | 74.0 | -31.2 | Peak | Horizontal |
| | 4804.6 | 46.4 | 3.4 | 49.8 | 74.0 | -24.2 | Peak | Horizontal |
| | 8094.1 | 37.3 | 9.9 | 47.2 | 74.0 | -26.8 | Peak | Horizontal |
| | 3604.4 | 44.4 | 0.4 | 44.8 | 74.0 | -29.2 | Peak | Vertical |
| | 4804.6 | 46.6 | 3.4 | 50.0 | 74.0 | -24.0 | Peak | Vertical |
| | 11434.6 | 36.4 | 14.5 | 50.9 | 74.0 | -23.1 | Peak | Vertical |
| 39 | 3662.2 | 41.1 | 0.3 | 41.4 | 74.0 | -32.6 | Peak | Horizontal |
| | 4882.8 | 47.2 | 3.3 | 50.5 | 74.0 | -23.5 | Peak | Horizontal |
| | 7324.0 | 38.4 | 9.0 | 47.4 | 74.0 | -26.6 | Peak | Horizontal |
| | 3662.2 | 42.2 | 0.3 | 42.5 | 74.0 | -31.5 | Peak | Vertical |
| | 4882.8 | 46.6 | 3.3 | 49.9 | 74.0 | -24.1 | Peak | Vertical |
| | 7324.0 | 41.9 | 9.0 | 50.9 | 74.0 | -23.1 | Peak | Vertical |
| 78 | 3720.0 | 40.3 | 0.6 | 40.9 | 74.0 | -33.1 | Peak | Horizontal |
| | 4961.0 | 45.9 | 3.7 | 49.6 | 74.0 | -24.4 | Peak | Horizontal |
| | 7441.3 | 38.8 | 9.0 | 47.8 | 74.0 | -26.2 | Peak | Horizontal |
| | 3720.0 | 41.0 | 0.6 | 41.6 | 74.0 | -32.4 | Peak | Vertical |
| | 4961.0 | 45.3 | 3.7 | 49.0 | 74.0 | -25.0 | Peak | Vertical |
| | 7441.3 | 37.8 | 9.0 | 46.8 | 54.0 | -7.2 | Average | Vertical |
| | 7441.3 | 42.8 | 9.0 | 51.8 | 74.0 | -22.2 | Peak | Vertical |

Note: Measure Level (dBμV/m) = Reading Level (dBμV) + Factor (dB/m)

Factor (dB/m) = Cable Loss (dB) + Antenna Factor (dB/m) - Pre_Amplifier Gain (dB)

| | | | |
|---|---|---|---|
| Test Site | WZ-AC1 | Test Engineer | Lucas Wang |
| Test Date | 2025-02-21 | Test Mode | 3DH5 |
| Remark | 1. Average measurement was not performed if peak level lower than average limit.<br>2. Other frequency was 20dB below limit line within 1-18GHz, there is not show in the report. | | |

| Test Channel | Frequency (MHz) | Reading Level (dBμV) | Factor (dB/m) | Measure Level (dBμV/m) | Limit (dBμV/m) | Margin (dB) | Detector | Polarization |
|---|---|---|---|---|---|---|---|---|
| 00 | 3602.7 | 43.2 | 0.4 | 43.6 | 74.0 | -30.4 | Peak | Horizontal |
| | 4804.6 | 47.2 | 3.4 | 50.6 | 74.0 | -23.4 | Peak | Horizontal |
| | 9316.4 | 36.6 | 13.7 | 50.3 | 74.0 | -23.7 | Peak | Horizontal |
| | 3604.4 | 44.6 | 0.4 | 45.0 | 74.0 | -29.0 | Peak | Vertical |
| | 4804.6 | 46.0 | 3.4 | 49.4 | 74.0 | -24.6 | Peak | Vertical |
| | 9316.4 | 35.5 | 13.7 | 49.2 | 74.0 | -24.8 | Peak | Vertical |
| 39 | 3662.2 | 42.7 | 0.3 | 43.0 | 74.0 | -31.0 | Peak | Horizontal |
| | 4882.8 | 47.2 | 3.3 | 50.5 | 74.0 | -23.5 | Peak | Horizontal |
| | 7324.0 | 38.3 | 9.0 | 47.3 | 74.0 | -26.7 | Peak | Horizontal |
| | 3662.2 | 43.0 | 0.3 | 43.3 | 74.0 | -30.7 | Peak | Vertical |
| | 4882.8 | 46.3 | 3.3 | 49.6 | 74.0 | -24.4 | Peak | Vertical |
| | 7322.3 | 36.5 | 8.9 | 45.4 | 54.0 | -8.6 | Average | Vertical |
| | 7322.3 | 42.1 | 8.9 | 51.0 | 74.0 | -23.0 | Peak | Vertical |
| 78 | 3720.0 | 39.8 | 0.6 | 40.4 | 74.0 | -33.6 | Peak | Horizontal |
| | 4959.3 | 45.8 | 3.7 | 49.5 | 74.0 | -24.5 | Peak | Horizontal |
| | 7441.3 | 40.1 | 9.0 | 49.1 | 74.0 | -24.9 | Peak | Horizontal |
| | 3720.0 | 41.9 | 0.6 | 42.5 | 74.0 | -31.5 | Peak | Vertical |
| | 4959.3 | 46.2 | 3.7 | 49.9 | 74.0 | -24.1 | Peak | Vertical |
| | 7441.3 | 37.2 | 9.0 | 46.2 | 54.0 | -7.8 | Average | Vertical |
| | 7441.3 | 42.7 | 9.0 | 51.7 | 74.0 | -22.3 | Peak | Vertical |

Note: Measure Level (dBμV/m) = Reading Level (dBμV) + Factor (dB/m)

Factor (dB/m) = Cable Loss (dB) + Antenna Factor (dB/m) - Pre_Amplifier Gain (dB)

**Antenna #2**

| | | | |
|---|---|---|---|
| Test Site | WJ-AC2 | Test Engineer | Bob Zhang |
| Test Date | 2025-03-31 | Test Mode | DH5 |
| Remark | 1. Average measurement was not performed if peak level lower than average limit.<br>2. Other frequency was 20dB below limit line within 1-18GHz, there is not show in the report. | | |

| Test Channel | Frequency (MHz) | Reading Level (dBμV) | Factor (dB/m) | Measure Level (dBμV/m) | Limit (dBμV/m) | Margin (dB) | Detector | Polarization |
|---|---|---|---|---|---|---|---|---|
| 00 | 3602.7 | 42.8 | -2.3 | 40.5 | 74.0 | -33.5 | Peak | Horizontal |
| | 4804.6 | 50.3 | 0.0 | 50.3 | 54.0 | -3.7 | Average | Horizontal |
| | 4804.6 | 51.7 | 0.0 | 51.7 | 74.0 | -22.3 | Peak | Horizontal |
| | 11487.3 | 42.5 | 5.4 | 47.9 | 74.0 | -26.1 | Peak | Horizontal |
| | 4143.3 | 40.9 | -1.8 | 39.1 | 74.0 | -34.9 | Peak | Vertical |
| | 4804.6 | 51.5 | 0.0 | 51.5 | 74.0 | -22.5 | Peak | Vertical |
| | 12038.1 | 42.8 | 5.1 | 47.9 | 74.0 | -26.1 | Peak | Vertical |
| 39 | 3743.8 | 41.3 | -1.8 | 39.5 | 74.0 | -34.5 | Peak | Horizontal |
| | 4881.1 | 47.2 | 0.0 | 47.2 | 74.0 | -26.8 | Peak | Horizontal |
| | 11636.9 | 42.6 | 4.9 | 47.5 | 74.0 | -26.5 | Peak | Horizontal |
| | 3954.6 | 40.3 | -1.5 | 38.8 | 74.0 | -35.2 | Peak | Vertical |
| | 4882.8 | 50.6 | 0.0 | 50.6 | 74.0 | -23.4 | Peak | Vertical |
| | 12274.4 | 43.5 | 4.9 | 48.4 | 74.0 | -25.6 | Peak | Vertical |
| 78 | 4000.5 | 40.5 | -1.3 | 39.2 | 74.0 | -34.8 | Peak | Horizontal |
| | 4717.9 | 41.3 | -0.1 | 41.2 | 74.0 | -32.8 | Peak | Horizontal |
| | 11859.6 | 42.9 | 4.9 | 47.8 | 74.0 | -26.2 | Peak | Horizontal |
| | 4032.8 | 42.7 | -1.5 | 41.2 | 74.0 | -32.8 | Peak | Vertical |
| | 4959.3 | 44.3 | 0.1 | 44.4 | 74.0 | -29.6 | Peak | Vertical |
| | 11652.2 | 42.5 | 4.9 | 47.4 | 74.0 | -26.6 | Peak | Vertical |

Note: Measure Level (dBμV/m) = Reading Level (dBμV) + Factor (dB/m)

Factor (dB/m) = Cable Loss (dB) + Antenna Factor (dB/m) - Pre_Amplifier Gain (dB)

| | | | |
|---|---|---|---|
| Test Site | WJ-AC2 | Test Engineer | Bob Zhang |
| Test Date | 2025-03-31 | Test Mode | 2DH5 |
| Remark | 1. Average measurement was not performed if peak level lower than average limit.<br>2. Other frequency was 20dB below limit line within 1-18GHz, there is not show in the report. | | |

| Test Channel | Frequency (MHz) | Reading Level (dBμV) | Factor (dB/m) | Measure Level (dBμV/m) | Limit (dBμV/m) | Margin (dB) | Detector | Polarization |
|---|---|---|---|---|---|---|---|---|
| 00 | 4002.2 | 41.8 | -1.3 | 40.5 | 74.0 | -33.5 | Peak | Horizontal |
| | 4804.6 | 47.5 | 0.0 | 47.5 | 74.0 | -26.5 | Peak | Horizontal |
| | 11234.0 | 42.1 | 5.3 | 47.4 | 74.0 | -26.6 | Peak | Horizontal |
| | 4107.6 | 40.8 | -1.8 | 39.0 | 74.0 | -35.0 | Peak | Vertical |
| | 4804.6 | 50.4 | 0.0 | 50.4 | 74.0 | -23.6 | Peak | Vertical |
| | 12366.2 | 42.9 | 4.7 | 47.6 | 74.0 | -26.4 | Peak | Vertical |
| 39 | 3662.2 | 42.2 | -2.1 | 40.1 | 74.0 | -33.9 | Peak | Horizontal |
| | 4882.8 | 46.3 | 0.0 | 46.3 | 74.0 | -27.7 | Peak | Horizontal |
| | 11208.5 | 42.1 | 5.3 | 47.4 | 74.0 | -26.6 | Peak | Horizontal |
| | 4014.1 | 40.6 | -1.4 | 39.2 | 74.0 | -34.8 | Peak | Vertical |
| | 4882.8 | 48.9 | 0.0 | 48.9 | 74.0 | -25.1 | Peak | Vertical |
| | 11840.9 | 42.8 | 4.9 | 47.7 | 74.0 | -26.3 | Peak | Vertical |
| 78 | 3986.9 | 41.0 | -1.4 | 39.6 | 74.0 | -34.4 | Peak | Horizontal |
| | 4707.7 | 41.0 | -0.2 | 40.8 | 74.0 | -33.2 | Peak | Horizontal |
| | 11689.6 | 42.6 | 4.8 | 47.4 | 74.0 | -26.6 | Peak | Horizontal |
| | 3939.3 | 40.8 | -1.5 | 39.3 | 74.0 | -34.7 | Peak | Vertical |
| | 4959.3 | 42.7 | 0.1 | 42.8 | 74.0 | -31.2 | Peak | Vertical |
| | 11594.4 | 42.4 | 5.1 | 47.5 | 74.0 | -26.5 | Peak | Vertical |

Note: Measure Level (dBμV/m) = Reading Level (dBμV) + Factor (dB/m)

Factor (dB/m) = Cable Loss (dB) + Antenna Factor (dB/m) - Pre_Amplifier Gain (dB)

| | | | |
|---|---|---|---|
| Test Site | WJ-AC2 | Test Engineer | Bob Zhang |
| Test Date | 2025-03-31 | Test Mode | 3DH5 |
| Remark | 1. Average measurement was not performed if peak level lower than average limit.<br>2. Other frequency was 20dB below limit line within 1-18GHz, there is not show in the report. | | |

| Test Channel | Frequency (MHz) | Reading Level (dBμV) | Factor (dB/m) | Measure Level (dBμV/m) | Limit (dBμV/m) | Margin (dB) | Detector | Polarization |
|---|---|---|---|---|---|---|---|---|
| 00 | 4094.0 | 40.6 | -1.7 | 38.9 | 74.0 | -35.1 | Peak | Horizontal |
| | 4804.6 | 47.2 | 0.0 | 47.2 | 74.0 | -26.8 | Peak | Horizontal |
| | 12041.5 | 42.6 | 5.2 | 47.8 | 74.0 | -26.2 | Peak | Horizontal |
| | 4070.2 | 40.9 | -1.6 | 39.3 | 74.0 | -34.7 | Peak | Vertical |
| | 4802.9 | 50.4 | 0.0 | 50.4 | 74.0 | -23.6 | Peak | Vertical |
| | 12214.9 | 44.3 | 4.9 | 49.2 | 74.0 | -24.8 | Peak | Vertical |
| 39 | 4165.4 | 41.1 | -1.7 | 39.4 | 74.0 | -34.6 | Peak | Horizontal |
| | 4882.8 | 44.2 | 0.0 | 44.2 | 74.0 | -29.8 | Peak | Horizontal |
| | 11721.9 | 42.9 | 4.8 | 47.7 | 74.0 | -26.3 | Peak | Horizontal |
| | 4009.0 | 40.8 | -1.2 | 39.6 | 74.0 | -34.4 | Peak | Vertical |
| | 4882.8 | 50.1 | 0.0 | 50.1 | 74.0 | -23.9 | Peak | Vertical |
| | 12170.7 | 43.4 | 5.1 | 48.5 | 74.0 | -25.5 | Peak | Vertical |
| 78 | 4080.4 | 41.2 | -1.5 | 39.7 | 74.0 | -34.3 | Peak | Horizontal |
| | 4838.6 | 40.5 | 0.0 | 40.5 | 74.0 | -33.5 | Peak | Horizontal |
| | 11427.8 | 41.5 | 5.4 | 46.9 | 74.0 | -27.1 | Peak | Horizontal |
| | 4005.6 | 40.8 | -1.3 | 39.5 | 74.0 | -34.5 | Peak | Vertical |
| | 4959.3 | 43.1 | 0.1 | 43.2 | 74.0 | -30.8 | Peak | Vertical |
| | 11876.6 | 42.6 | 5.0 | 47.6 | 74.0 | -26.4 | Peak | Vertical |

Note: Measure Level (dBμV/m) = Reading Level (dBμV) + Factor (dB/m)

Factor (dB/m) = Cable Loss (dB) + Antenna Factor (dB/m) - Pre_Amplifier Gain (dB)

**Antenna #3**

| | | | |
|---|---|---|---|
| Test Site | WJ-AC2 | Test Engineer | Bob Zhang |
| Test Date | 2025-03-31 | Test Mode | DH5 |
| Remark | 1. Average measurement was not performed if peak level lower than average limit.<br>2. Other frequency was 20dB below limit line within 1-18GHz, there is not show in the report. | | |

| Test Channel | Frequency (MHz) | Reading Level (dBμV) | Factor (dB/m) | Measure Level (dBμV/m) | Limit (dBμV/m) | Margin (dB) | Detector | Polarization |
|---|---|---|---|---|---|---|---|---|
| 00 | 4073.6 | 41.0 | -1.5 | 39.5 | 74.0 | -34.5 | Peak | Horizontal |
| | 4804.6 | 47.0 | 0.0 | 47.0 | 74.0 | -27.0 | Peak | Horizontal |
| | 12252.3 | 44.1 | 4.8 | 48.9 | 74.0 | -25.1 | Peak | Horizontal |
| | 4102.5 | 41.4 | -1.7 | 39.7 | 74.0 | -34.3 | Peak | Vertical |
| | 4804.6 | 49.7 | 0.0 | 49.7 | 74.0 | -24.3 | Peak | Vertical |
| | 11230.6 | 42.0 | 5.3 | 47.3 | 74.0 | -26.7 | Peak | Vertical |
| 39 | 4610.8 | 42.7 | -0.4 | 42.3 | 74.0 | -31.7 | Peak | Horizontal |
| | 4881.1 | 46.6 | 0.0 | 46.6 | 74.0 | -27.4 | Peak | Horizontal |
| | 11851.1 | 41.9 | 4.9 | 46.8 | 74.0 | -27.2 | Peak | Horizontal |
| | 3935.9 | 39.8 | -1.5 | 38.3 | 74.0 | -35.7 | Peak | Vertical |
| | 4882.8 | 48.8 | 0.0 | 48.8 | 74.0 | -25.2 | Peak | Vertical |
| | 12189.4 | 43.6 | 5.0 | 48.6 | 74.0 | -25.4 | Peak | Vertical |
| 78 | 4003.9 | 40.6 | -1.3 | 39.3 | 74.0 | -34.7 | Peak | Horizontal |
| | 4961.0 | 45.4 | 0.1 | 45.5 | 74.0 | -28.5 | Peak | Horizontal |
| | 11657.3 | 43.0 | 4.9 | 47.9 | 74.0 | -26.1 | Peak | Horizontal |
| | 3720.0 | 42.3 | -1.9 | 40.4 | 74.0 | -33.6 | Peak | Vertical |
| | 4959.3 | 48.4 | 0.1 | 48.5 | 74.0 | -25.5 | Peak | Vertical |
| | 11854.5 | 42.8 | 4.9 | 47.7 | 74.0 | -26.3 | Peak | Vertical |

Note: Measure Level (dBμV/m) = Reading Level (dBμV) + Factor (dB/m)

Factor (dB/m) = Cable Loss (dB) + Antenna Factor (dB/m) - Pre_Amplifier Gain (dB)

| | | | |
|---|---|---|---|
| Test Site | WJ-AC2 | Test Engineer | Bob Zhang |
| Test Date | 2025-03-31 | Test Mode | 2DH5 |
| Remark | 1. Average measurement was not performed if peak level lower than average limit.<br>2. Other frequency was 20dB below limit line within 1-18GHz, there is not show in the report. | | |

| Test Channel | Frequency (MHz) | Reading Level (dBμV) | Factor (dB/m) | Measure Level (dBμV/m) | Limit (dBμV/m) | Margin (dB) | Detector | Polarization |
|---|---|---|---|---|---|---|---|---|
| 00 | 3839.0 | 40.4 | -1.3 | 39.1 | 74.0 | -34.9 | Peak | Horizontal |
| | 4804.6 | 47.2 | 0.0 | 47.2 | 74.0 | -26.8 | Peak | Horizontal |
| | 11478.8 | 41.8 | 5.4 | 47.2 | 74.0 | -26.8 | Peak | Horizontal |
| | 4073.6 | 42.2 | -1.5 | 40.7 | 74.0 | -33.3 | Peak | Vertical |
| | 4804.6 | 46.7 | 0.0 | 46.7 | 74.0 | -27.3 | Peak | Vertical |
| | 12085.7 | 42.6 | 5.2 | 47.8 | 74.0 | -26.2 | Peak | Vertical |
| 39 | 4080.4 | 41.1 | -1.5 | 39.6 | 74.0 | -34.4 | Peak | Horizontal |
| | 4881.1 | 45.6 | 0.0 | 45.6 | 74.0 | -28.4 | Peak | Horizontal |
| | 11378.5 | 41.7 | 5.5 | 47.2 | 74.0 | -26.8 | Peak | Horizontal |
| | 3850.9 | 40.6 | -1.4 | 39.2 | 74.0 | -34.8 | Peak | Vertical |
| | 4881.1 | 47.9 | 0.0 | 47.9 | 74.0 | -26.1 | Peak | Vertical |
| | 11456.7 | 42.5 | 5.3 | 47.8 | 74.0 | -26.2 | Peak | Vertical |
| 78 | 3898.5 | 40.7 | -1.4 | 39.3 | 74.0 | -34.7 | Peak | Horizontal |
| | 4959.3 | 46.7 | 0.1 | 46.8 | 74.0 | -27.2 | Peak | Horizontal |
| | 11319.0 | 42.1 | 5.4 | 47.5 | 74.0 | -26.5 | Peak | Horizontal |
| | 4095.7 | 41.0 | -1.7 | 39.3 | 74.0 | -34.7 | Peak | Vertical |
| | 4961.0 | 46.0 | 0.1 | 46.1 | 74.0 | -27.9 | Peak | Vertical |
| | 11834.1 | 42.5 | 5.0 | 47.5 | 74.0 | -26.5 | Peak | Vertical |

Note: Measure Level (dBμV/m) = Reading Level (dBμV) + Factor (dB/m)

Factor (dB/m) = Cable Loss (dB) + Antenna Factor (dB/m) - Pre_Amplifier Gain (dB)

| | | | |
|---|---|---|---|
| Test Site | WJ-AC2 | Test Engineer | Bob Zhang |
| Test Date | 2025-03-31 | Test Mode | 3DH5 |
| Remark | 1. Average measurement was not performed if peak level lower than average limit.<br>2. Other frequency was 20dB below limit line within 1-18GHz, there is not show in the report. | | |

| Test Channel | Frequency (MHz) | Reading Level (dBμV) | Factor (dB/m) | Measure Level (dBμV/m) | Limit (dBμV/m) | Margin (dB) | Detector | Polarization |
|---|---|---|---|---|---|---|---|---|
| 00 | 3776.1 | 40.4 | -1.5 | 38.9 | 74.0 | -35.1 | Peak | Horizontal |
| | 4804.6 | 44.6 | 0.0 | 44.6 | 74.0 | -29.4 | Peak | Horizontal |
| | 11796.7 | 43.2 | 4.8 | 48.0 | 74.0 | -26.0 | Peak | Horizontal |
| | 3771.0 | 40.4 | -1.5 | 38.9 | 74.0 | -35.1 | Peak | Vertical |
| | 4802.9 | 48.0 | 0.0 | 48.0 | 74.0 | -26.0 | Peak | Vertical |
| | 11856.2 | 42.1 | 4.9 | 47.0 | 74.0 | -27.0 | Peak | Vertical |
| 39 | 3934.2 | 39.7 | -1.5 | 38.2 | 74.0 | -35.8 | Peak | Horizontal |
| | 4882.8 | 45.6 | 0.0 | 45.6 | 74.0 | -28.4 | Peak | Horizontal |
| | 11500.9 | 42.2 | 5.3 | 47.5 | 74.0 | -26.5 | Peak | Horizontal |
| | 3998.8 | 40.5 | -1.3 | 39.2 | 74.0 | -34.8 | Peak | Vertical |
| | 4881.1 | 48.2 | 0.0 | 48.2 | 74.0 | -25.8 | Peak | Vertical |
| | 12136.7 | 42.8 | 5.0 | 47.8 | 74.0 | -26.2 | Peak | Vertical |
| 78 | 3978.4 | 42.8 | -1.4 | 41.4 | 74.0 | -32.6 | Peak | Horizontal |
| | 4961.0 | 42.9 | 0.1 | 43.0 | 74.0 | -31.0 | Peak | Horizontal |
| | 7405.6 | 41.1 | 5.3 | 46.4 | 74.0 | -27.6 | Peak | Horizontal |
| | 4083.8 | 41.1 | -1.6 | 39.5 | 74.0 | -34.5 | Peak | Vertical |
| | 4959.3 | 46.5 | 0.1 | 46.6 | 74.0 | -27.4 | Peak | Vertical |
| | 11494.1 | 42.6 | 5.3 | 47.9 | 74.0 | -26.1 | Peak | Vertical |

Note: Measure Level (dBμV/m) = Reading Level (dBμV) + Factor (dB/m)

Factor (dB/m) = Cable Loss (dB) + Antenna Factor (dB/m) - Pre_Amplifier Gain (dB)

**Antenna #4**

| | | | |
|---|---|---|---|
| Test Site | WJ-AC2 | Test Engineer | Bob Zhang |
| Test Date | 2025-03-31 | Test Mode | DH5 |
| Remark | 1. Average measurement was not performed if peak level lower than average limit.<br>2. Other frequency was 20dB below limit line within 1-18GHz, there is not show in the report. | | |

| Test Channel | Frequency (MHz) | Reading Level (dBμV) | Factor (dB/m) | Measure Level (dBμV/m) | Limit (dBμV/m) | Margin (dB) | Detector | Polarization |
|---|---|---|---|---|---|---|---|---|
| 00 | 4037.9 | 39.5 | -1.5 | 38.0 | 74.0 | -36.0 | Peak | Horizontal |
| | 4804.6 | 49.4 | 0.0 | 49.4 | 74.0 | -24.6 | Peak | Horizontal |
| | 12009.2 | 43.0 | 5.0 | 48.0 | 74.0 | -26.0 | Peak | Horizontal |
| | 4105.9 | 42.2 | -1.8 | 40.4 | 74.0 | -33.6 | Peak | Vertical |
| | 4804.6 | 53.0 | 0.0 | 53.0 | 54.0 | -1.0 | Average | Vertical |
| | 4804.6 | 53.6 | 0.0 | 53.6 | 74.0 | -20.4 | Peak | Vertical |
| | 11983.7 | 42.3 | 5.1 | 47.4 | 74.0 | -26.6 | Peak | Vertical |
| 39 | 4073.6 | 40.9 | -1.5 | 39.4 | 74.0 | -34.6 | Peak | Horizontal |
| | 4881.1 | 48.3 | 0.0 | 48.3 | 74.0 | -25.7 | Peak | Horizontal |
| | 11682.8 | 42.4 | 4.8 | 47.2 | 74.0 | -26.8 | Peak | Horizontal |
| | 4177.3 | 40.3 | -1.9 | 38.4 | 74.0 | -35.6 | Peak | Vertical |
| | 4882.8 | 51.8 | 0.0 | 51.8 | 54.0 | -2.2 | Average | Vertical |
| | 4882.8 | 52.1 | 0.0 | 52.1 | 74.0 | -21.9 | Peak | Vertical |
| | 11473.7 | 42.2 | 5.4 | 47.6 | 74.0 | -26.4 | Peak | Vertical |
| 78 | 3997.1 | 40.1 | -1.3 | 38.8 | 74.0 | -35.2 | Peak | Horizontal |
| | 4961.0 | 46.8 | 0.1 | 46.9 | 74.0 | -27.1 | Peak | Horizontal |
| | 11677.7 | 43.2 | 4.8 | 48.0 | 74.0 | -26.0 | Peak | Horizontal |
| | 4082.1 | 41.1 | -1.6 | 39.5 | 74.0 | -34.5 | Peak | Vertical |
| | 4961.0 | 49.3 | 0.1 | 49.4 | 54.0 | -4.6 | Average | Vertical |
| | 4961.0 | 50.9 | 0.1 | 51.0 | 74.0 | -23.0 | Peak | Vertical |
| | 11472.0 | 42.1 | 5.4 | 47.5 | 74.0 | -26.5 | Peak | Vertical |

Note: Measure Level (dBμV/m) = Reading Level (dBμV) + Factor (dB/m)

Factor (dB/m) = Cable Loss (dB) + Antenna Factor (dB/m) - Pre_Amplifier Gain (dB)

| | | | |
|---|---|---|---|
| Test Site | WJ-AC2 | Test Engineer | Bob Zhang |
| Test Date | 2025-03-31 | Test Mode | 2DH5 |
| Remark | 1. Average measurement was not performed if peak level lower than average limit.<br>2. Other frequency was 20dB below limit line within 1-18GHz, there is not show in the report. | | |

| Test Channel | Frequency (MHz) | Reading Level (dBμV) | Factor (dB/m) | Measure Level (dBμV/m) | Limit (dBμV/m) | Margin (dB) | Detector | Polarization |
|---|---|---|---|---|---|---|---|---|
| 00 | 3886.6 | 40.2 | -1.5 | 38.7 | 74.0 | -35.3 | Peak | Horizontal |
| | 4804.6 | 47.9 | 0.0 | 47.9 | 74.0 | -26.1 | Peak | Horizontal |
| | 11546.8 | 42.9 | 5.0 | 47.9 | 74.0 | -26.1 | Peak | Horizontal |
| | 3956.3 | 41.1 | -1.5 | 39.6 | 74.0 | -34.4 | Peak | Vertical |
| | 4804.6 | 51.4 | 0.0 | 51.4 | 54.0 | -2.6 | Average | Vertical |
| | 4804.6 | 52.4 | 0.0 | 52.4 | 74.0 | -21.6 | Peak | Vertical |
| | 11907.2 | 43.8 | 4.9 | 48.7 | 74.0 | -25.3 | Peak | Vertical |
| 39 | 3842.4 | 40.5 | -1.3 | 39.2 | 74.0 | -34.8 | Peak | Horizontal |
| | 4881.1 | 44.9 | 0.0 | 44.9 | 74.0 | -29.1 | Peak | Horizontal |
| | 12119.7 | 43.0 | 5.0 | 48.0 | 74.0 | -26.0 | Peak | Horizontal |
| | 3910.4 | 40.4 | -1.3 | 39.1 | 74.0 | -34.9 | Peak | Vertical |
| | 4881.1 | 49.2 | 0.0 | 49.2 | 54.0 | -4.8 | Average | Vertical |
| | 4881.1 | 50.9 | 0.0 | 50.9 | 74.0 | -23.1 | Peak | Vertical |
| | 11873.2 | 42.5 | 5.0 | 47.5 | 74.0 | -26.5 | Peak | Vertical |
| 78 | 4080.4 | 41.2 | -1.5 | 39.7 | 74.0 | -34.3 | Peak | Horizontal |
| | 4959.3 | 44.5 | 0.1 | 44.6 | 74.0 | -29.4 | Peak | Horizontal |
| | 11533.2 | 43.0 | 5.1 | 48.1 | 74.0 | -25.9 | Peak | Horizontal |
| | 4009.0 | 40.2 | -1.2 | 39.0 | 74.0 | -35.0 | Peak | Vertical |
| | 4959.3 | 49.1 | 0.1 | 49.2 | 74.0 | -24.8 | Peak | Vertical |
| | 11497.5 | 41.4 | 5.3 | 46.7 | 74.0 | -27.3 | Peak | Vertical |

Note: Measure Level (dBμV/m) = Reading Level (dBμV) + Factor (dB/m)

Factor (dB/m) = Cable Loss (dB) + Antenna Factor (dB/m) - Pre_Amplifier Gain (dB)

| Test Site | WJ-AC2 | Test Engineer | Bob Zhang |
|---|---|---|---|
| Test Date | 2025-03-31 | Test Mode | 3DH5 |
| Remark | 1. Average measurement was not performed if peak level lower than average limit.<br>2. Other frequency was 20dB below limit line within 1-18GHz, there is not show in the report. | | |

| Test Channel | Frequency (MHz) | Reading Level (dBμV) | Factor (dB/m) | Measure Level (dBμV/m) | Limit (dBμV/m) | Margin (dB) | Detector | Polarization |
|---|---|---|---|---|---|---|---|---|
| 00 | 3682.6 | 41.1 | -1.9 | 39.2 | 74.0 | -34.8 | Peak | Horizontal |
| | 4804.6 | 47.0 | 0.0 | 47.0 | 74.0 | -27.0 | Peak | Horizontal |
| | 11557.0 | 42.6 | 5.0 | 47.6 | 74.0 | -26.4 | Peak | Horizontal |
| | 3691.1 | 41.2 | -1.8 | 39.4 | 74.0 | -34.6 | Peak | Vertical |
| | 4804.6 | 50.4 | 0.0 | 50.4 | 54.0 | -3.6 | Average | Vertical |
| | 4804.6 | 51.5 | 0.0 | 51.5 | 74.0 | -22.5 | Peak | Vertical |
| | 11511.1 | 41.7 | 5.3 | 47.0 | 74.0 | -27.0 | Peak | Vertical |
| 39 | 3930.8 | 40.9 | -1.4 | 39.5 | 74.0 | -34.5 | Peak | Horizontal |
| | 4882.8 | 46.3 | 0.0 | 46.3 | 74.0 | -27.7 | Peak | Horizontal |
| | 11968.4 | 42.3 | 5.2 | 47.5 | 74.0 | -26.5 | Peak | Horizontal |
| | 4080.4 | 41.3 | -1.5 | 39.8 | 74.0 | -34.2 | Peak | Vertical |
| | 4882.8 | 50.3 | 0.0 | 50.3 | 74.0 | -23.7 | Peak | Vertical |
| | 11251.0 | 41.6 | 5.4 | 47.0 | 74.0 | -27.0 | Peak | Vertical |
| 78 | 4020.9 | 40.8 | -1.5 | 39.3 | 74.0 | -34.7 | Peak | Horizontal |
| | 4959.3 | 44.9 | 0.1 | 45.0 | 74.0 | -29.0 | Peak | Horizontal |
| | 11891.9 | 42.8 | 4.9 | 47.7 | 74.0 | -26.3 | Peak | Horizontal |
| | 3866.2 | 41.7 | -1.5 | 40.2 | 74.0 | -33.8 | Peak | Vertical |
| | 4961.0 | 49.0 | 0.1 | 49.1 | 74.0 | -24.9 | Peak | Vertical |
| | 11514.5 | 41.9 | 5.2 | 47.1 | 74.0 | -26.9 | Peak | Vertical |

Note: Measure Level (dBμV/m) = Reading Level (dBμV) + Factor (dB/m)

Factor (dB/m) = Cable Loss (dB) + Antenna Factor (dB/m) - Pre_Amplifier Gain (dB)

**Spot check test data for module with shielding cover:**

Antenna #4

| | | | |
|---|---|---|---|
| Test Site | WJ-AC2 | Test Engineer | Bob Zhang |
| Test Date | 2025-05-07 | Test Mode | DH5 |
| Remark | 1. Average measurement was not performed if peak level lower than average limit.<br>2. Other frequency was 20dB below limit line within 1-18GHz, there is not show in the report. | | |

| Test Channel | Frequency (MHz) | Reading Level (dBμV) | Factor (dB/m) | Measure Level (dBμV/m) | Limit (dBμV/m) | Margin (dB) | Detector | Polarization |
|---|---|---|---|---|---|---|---|---|
| 00 | 4804.6 | 48.1 | 0.0 | 48.1 | 74.0 | -25.9 | Peak | Horizontal |
| | 11387.0 | 38.9 | 5.4 | 44.3 | 74.0 | -29.7 | Peak | Horizontal |
| | 12233.6 | 42.9 | 4.8 | 47.7 | 74.0 | -26.3 | Peak | Horizontal |
| | 3995.4 | 40.2 | -1.3 | 38.9 | 74.0 | -35.1 | Peak | Vertical |
| | 4804.6 | 46.9 | 0.0 | 46.9 | 74.0 | -27.1 | Peak | Vertical |
| | 11466.9 | 41.1 | 5.4 | 46.5 | 74.0 | -27.5 | Peak | Vertical |
| Note: Measure Level (dBμV/m) = Reading Level (dBμV) + Factor (dB/m)<br>Factor (dB/m) = Cable Loss (dB) + Antenna Factor (dB/m) - Pre_Amplifier Gain (dB) | | | | | | | | |

**The Result of Radiated Emission below 1GHz:**

**Antenna #1**

| | | | |
|---|---|---|---|
| Site | WZ-AC2 | Test Date | 2025-04-10 |
| Temperature | 28.7 °C | Humidity | 41.7 % |
| Limit | FCC_Part 15.209_RSE(3m) | Test Engineer | Dick Shen |
| Factor | VULB 9162_00047 | Polarity | Horizontal |
| EUT | Bluetooth Module | Test Voltage | DC 3.3V |
| Test Mode | Transmit by DH5 at 2480MHz | | |

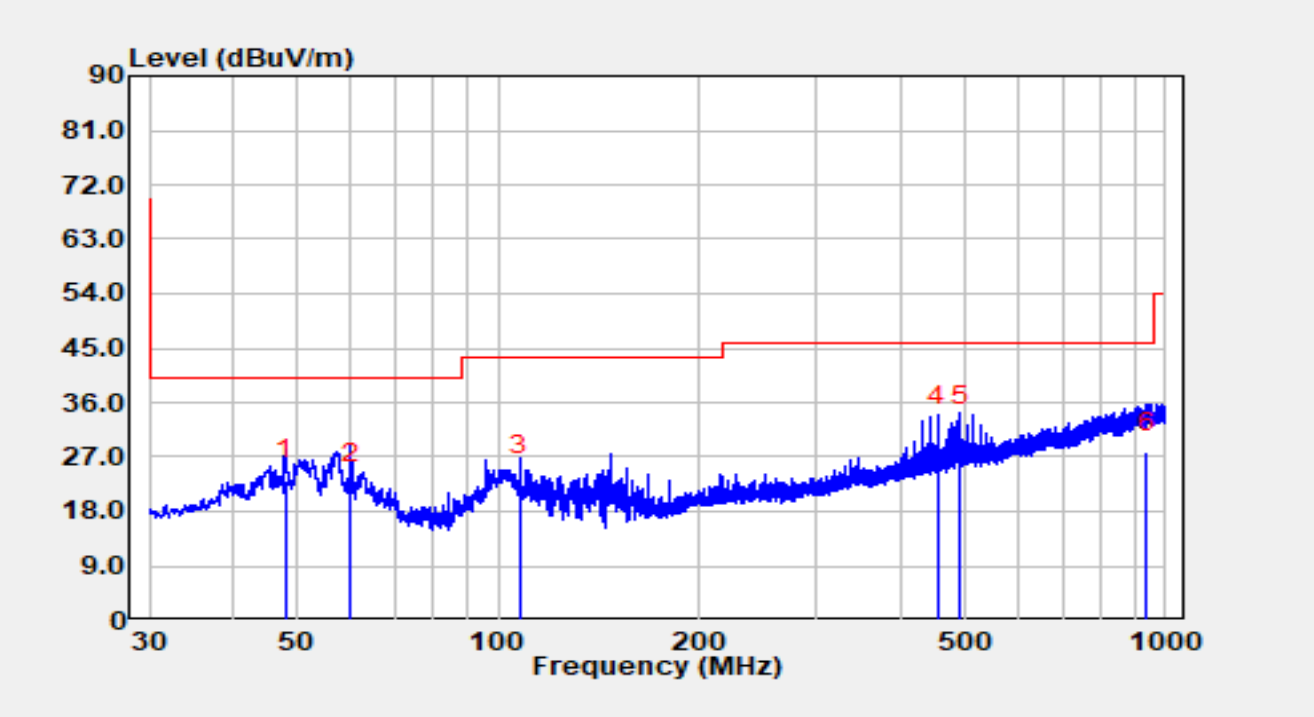


| No | Mark | Frequency (MHz) | Reading (dBμV) | C.F (dB/m) | Measurement (dBμV/m) | Margin (dB) | Limit (dBμV/m) | Detector |
|---|---|---|---|---|---|---|---|---|
| 1 | | 48.04 | 2.75 | 20.47 | 23.22 | -16.78 | 40.00 | QP |
| 2 | | 59.97 | 3.34 | 19.39 | 22.73 | -17.27 | 40.00 | QP |
| 3 | | 107.89 | 5.41 | 18.51 | 23.92 | -19.58 | 43.50 | QP |
| 4 | | 456.12 | 7.82 | 24.28 | 32.10 | -13.90 | 46.00 | QP |
| 5 | * | 492.01 | 6.84 | 25.32 | 32.16 | -13.84 | 46.00 | QP |
| 6 | | 936.76 | -3.83 | 31.60 | 27.77 | -18.23 | 46.00 | QP |

Notes:

1. " * ", means this data is the worst emission level.

2. C.F (dB/m) = Antenna Factor (dB/m) + Cable Loss (dB).

3. Measurement (dBμV/m) = Reading (dBμV) + C.F (dB/m).

4. The amplitude of radiated emissions (frequency range from 9kHz to 30MHz and 18GHz to 25GHz) is that proximity to ambient noise, which also are attenuated more than 20 dB below the permissible value.

Therefore, the data is not presented in the report.

| | | | |
|---|---|---|---|
| Site | WZ-AC2 | Test Date | 2025-04-10 |
| Temperature | 28.7 °C | Humidity | 41.7 % |
| Limit | FCC_Part 15.209_RSE(3m) | Test Engineer | Dick Shen |
| Factor | VULB 9162_00047 | Polarity | Vertical |
| EUT | Bluetooth Module | Test Voltage | DC 3.3V |
| Test Mode | Transmit by DH5 at 2480MHz | | |

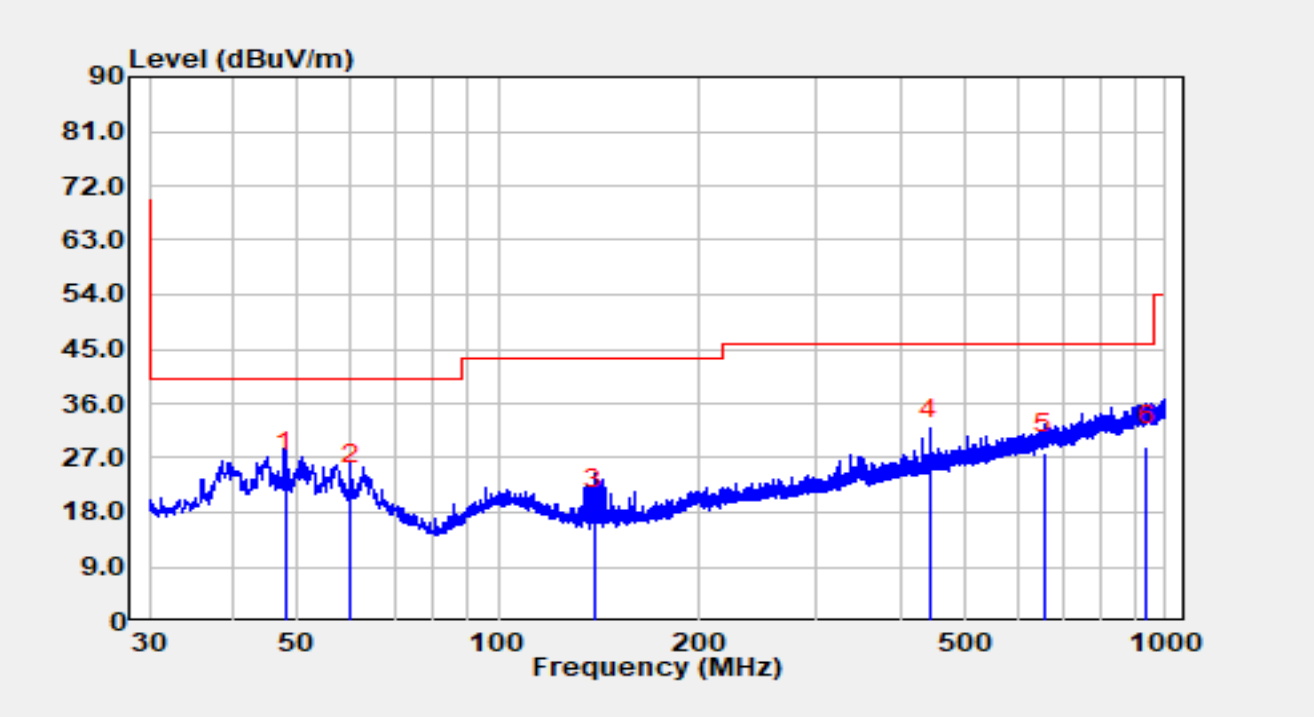


| No | Mark | Frequency (MHz) | Reading (dBμV) | C.F (dB/m) | Measurement (dBμV/m) | Margin (dB) | Limit (dBμV/m) | Detector |
|---|---|---|---|---|---|---|---|---|
| 1 | * | 47.95 | 4.27 | 20.47 | 24.75 | -15.25 | 40.00 | QP |
| 2 | | 59.97 | 3.22 | 19.39 | 22.61 | -17.39 | 40.00 | QP |
| 3 | | 139.22 | 3.37 | 15.13 | 18.51 | -24.99 | 43.50 | QP |
| 4 | | 444.00 | 5.96 | 23.98 | 29.94 | -16.06 | 46.00 | QP |
| 5 | | 658.75 | -0.55 | 28.31 | 27.76 | -18.24 | 46.00 | QP |
| 6 | | 938.79 | -2.71 | 31.65 | 28.94 | -17.06 | 46.00 | QP |

Notes:

1. " * ", means this data is the worst emission level.

2. C.F (dB/m) = Antenna Factor (dB/m) + Cable Loss (dB).

3. Measurement (dBμV/m) = Reading (dBμV) + C.F (dB/m).

4. The amplitude of radiated emissions (frequency range from 9kHz to 30MHz and 18GHz to 25GHz) is that proximity to ambient noise, which also are attenuated more than 20 dB below the permissible value. Therefore, the data is not presented in the report.

**Antenna #2**

| | | | |
|---|---|---|---|
| Site | WZ-AC2 | Test Date | 2025-04-10 |
| Temperature | 28.7 °C | Humidity | 41.7 % |
| Limit | FCC_Part 15.209_RSE(3m) | Test Engineer | Dick Shen |
| Factor | VULB 9162_00047 | Polarity | Horizontal |
| EUT | Bluetooth Module | Test Voltage | DC 3.3V |
| Test Mode | Transmit by DH5 at 2402MHz | | |

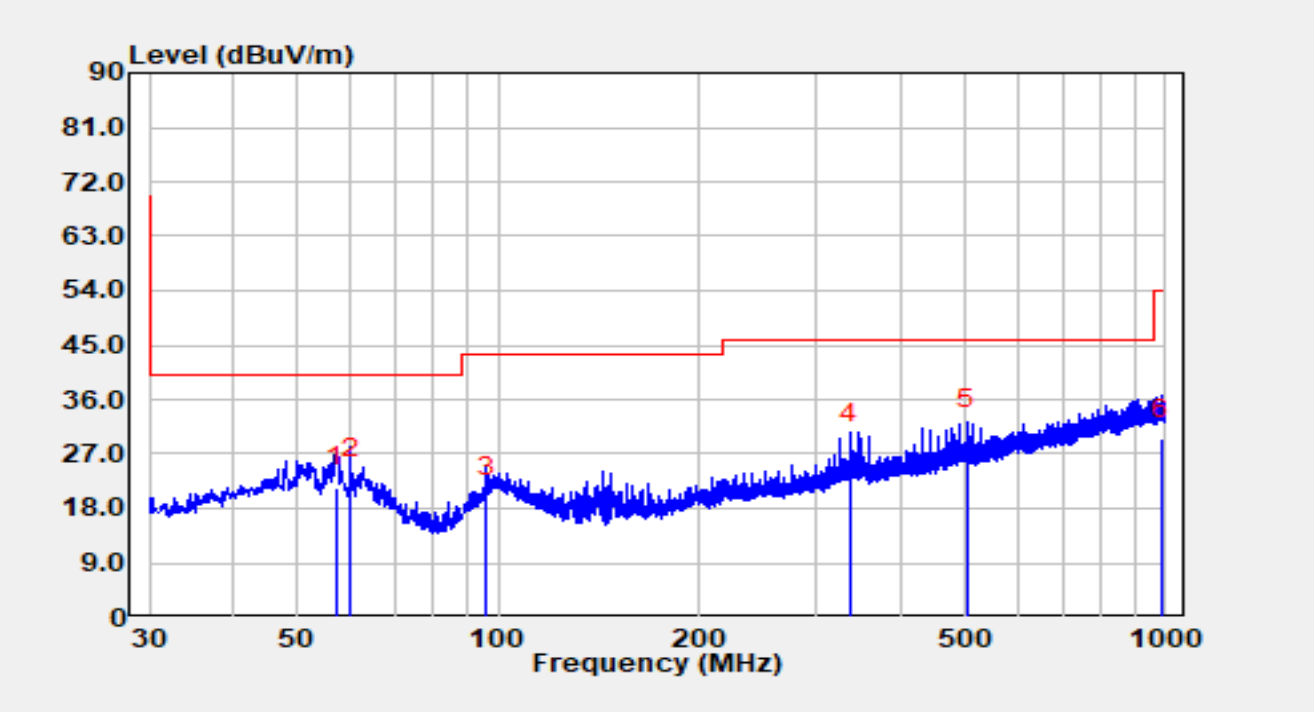


| No | Mark | Frequency (MHz) | Reading (dBμV) | C.F (dB/m) | Measurement (dBμV/m) | Margin (dB) | Limit (dBμV/m) | Detector |
|---|---|---|---|---|---|---|---|---|
| 1 | | 57.06 | 1.59 | 19.95 | 21.54 | -18.46 | 40.00 | QP |
| 2 | | 59.97 | 3.63 | 19.39 | 23.02 | -16.98 | 40.00 | QP |
| 3 | | 96.15 | 1.78 | 18.23 | 20.01 | -23.49 | 43.50 | QP |
| 4 | | 336.04 | 6.51 | 22.20 | 28.70 | -17.30 | 46.00 | QP |
| 5 | * | 504.04 | 5.85 | 25.32 | 31.17 | -14.83 | 46.00 | QP |
| 6 | | 983.70 | -2.50 | 32.01 | 29.51 | -24.49 | 54.00 | QP |

Notes:

1. " * ", means this data is the worst emission level.

2. C.F (dB/m) = Antenna Factor (dB/m) + Cable Loss (dB).

3. Measurement (dBμV/m) = Reading (dBμV) + C.F (dB/m).

4. The amplitude of radiated emissions (frequency range from 9kHz to 30MHz and 18GHz to 25GHz) is that proximity to ambient noise, which also are attenuated more than 20 dB below the permissible value. Therefore, the data is not presented in the report.

| | | | |
|---|---|---|---|
| Site | WZ-AC2 | Test Date | 2025-04-10 |
| Temperature | 28.7 °C | Humidity | 41.7 % |
| Limit | FCC_Part 15.209_RSE(3m) | Test Engineer | Dick Shen |
| Factor | VULB 9162_00047 | Polarity | Vertical |
| EUT | Bluetooth Module | Test Voltage | DC 3.3V |
| Test Mode | Transmit by DH5 at 2402MHz | | |

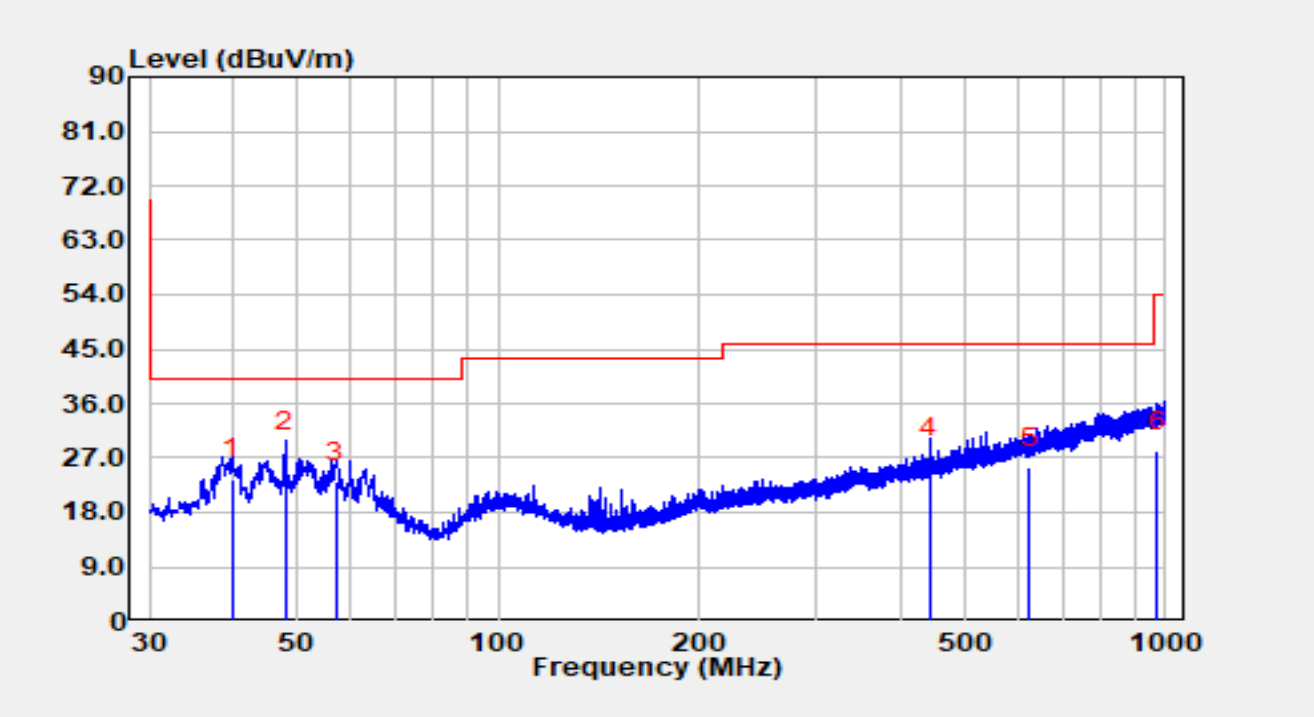


| No | Mark | Frequency (MHz) | Reading (dBμV) | C.F (dB/m) | Measurement (dBμV/m) | Margin (dB) | Limit (dBμV/m) | Detector |
|---|---|---|---|---|---|---|---|---|
| 1 | | 39.89 | 4.27 | 19.26 | 23.53 | -16.47 | 40.00 | QP |
| 2 | * | 48.04 | 7.49 | 20.47 | 27.96 | -12.04 | 40.00 | QP |
| 3 | | 57.26 | 3.05 | 19.91 | 22.96 | -17.04 | 40.00 | QP |
| 4 | | 444.00 | 3.15 | 23.98 | 27.13 | -18.87 | 46.00 | QP |
| 5 | | 624.13 | -1.80 | 27.26 | 25.46 | -20.54 | 46.00 | QP |
| 6 | | 970.71 | -3.69 | 31.80 | 28.10 | -25.90 | 54.00 | QP |

Notes:

1. " * ", means this data is the worst emission level.

2. C.F (dB/m) = Antenna Factor (dB/m) + Cable Loss (dB).

3. Measurement (dBμV/m) = Reading (dBμV) + C.F (dB/m).

4. The amplitude of radiated emissions (frequency range from 9kHz to 30MHz and 18GHz to 25GHz) is that proximity to ambient noise, which also are attenuated more than 20 dB below the permissible value. Therefore, the data is not presented in the report.

**Antenna #3**

| | | | |
|---|---|---|---|
| Site | WZ-AC2 | Test Date | 2025-04-10 |
| Temperature | 28.7 °C | Humidity | 41.7 % |
| Limit | FCC_Part 15.209_RSE(3m) | Test Engineer | Dick Shen |
| Factor | VULB 9162_00047 | Polarity | Horizontal |
| EUT | Bluetooth Module | Test Voltage | DC 3.3V |
| Test Mode | Transmit by DH5 at 2402MHz | | |

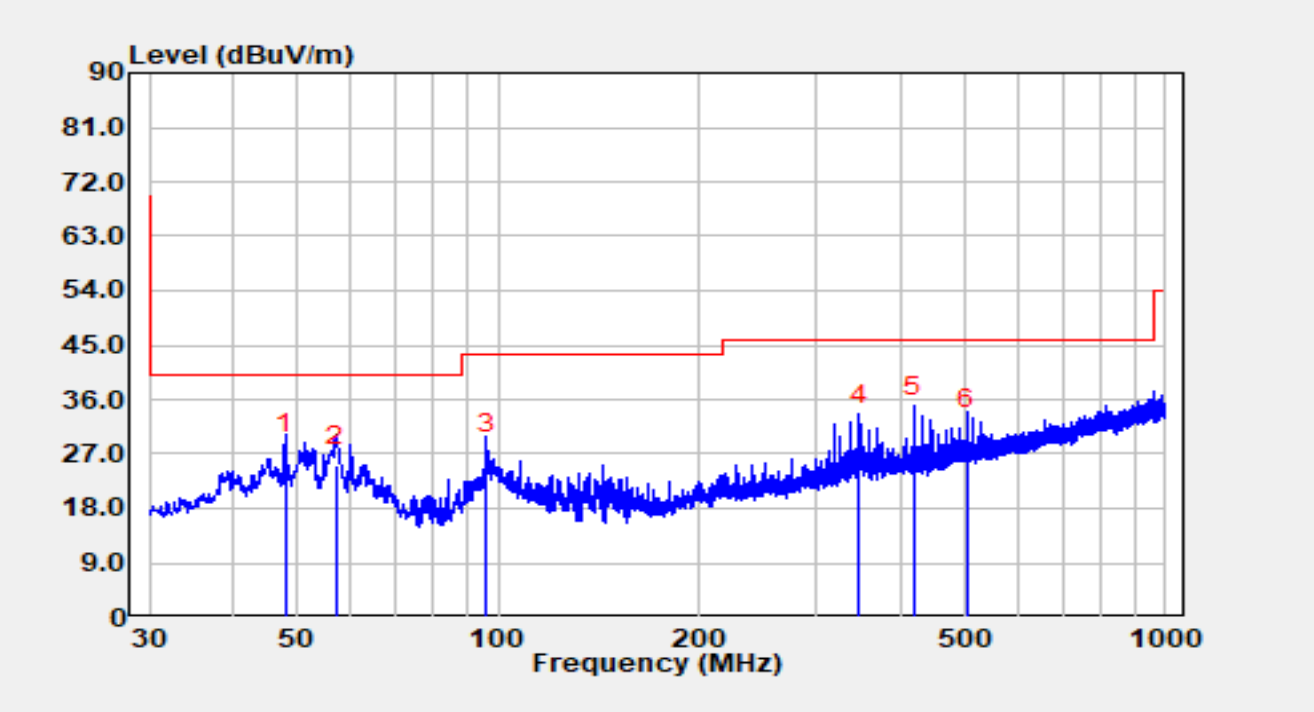


| No | Mark | Frequency (MHz) | Reading (dBμV) | C.F (dB/m) | Measurement (dBμV/m) | Margin (dB) | Limit (dBμV/m) | Detector |
|---|---|---|---|---|---|---|---|---|
| 1 | * | 48.04 | 6.59 | 20.47 | 27.06 | -12.94 | 40.00 | QP |
| 2 | | 57.06 | 5.12 | 19.95 | 25.08 | -14.92 | 40.00 | QP |
| 3 | | 95.96 | 8.69 | 18.20 | 26.89 | -16.61 | 43.50 | QP |
| 4 | | 348.06 | 8.74 | 22.85 | 31.59 | -14.41 | 46.00 | QP |
| 5 | | 420.04 | 9.25 | 23.71 | 32.95 | -13.05 | 46.00 | QP |
| 6 | | 503.94 | 5.75 | 25.32 | 31.07 | -14.93 | 46.00 | QP |

Notes:

1. " * ", means this data is the worst emission level.

2. C.F (dB/m) = Antenna Factor (dB/m) + Cable Loss (dB).

3. Measurement (dBμV/m) = Reading (dBμV) + C.F (dB/m).

4. The amplitude of radiated emissions (frequency range from 9kHz to 30MHz and 18GHz to 25GHz) is that proximity to ambient noise, which also are attenuated more than 20 dB below the permissible value. Therefore, the data is not presented in the report.

| | | | |
|---|---|---|---|
| Site | WZ-AC2 | Test Date | 2025-04-10 |
| Temperature | 28.7 °C | Humidity | 41.7 % |
| Limit | FCC_Part 15.209_RSE(3m) | Test Engineer | Dick Shen |
| Factor | VULB 9162_00047 | Polarity | Vertical |
| EUT | Bluetooth Module | Test Voltage | DC 3.3V |
| Test Mode | Transmit by DH5 at 2402MHz | | |

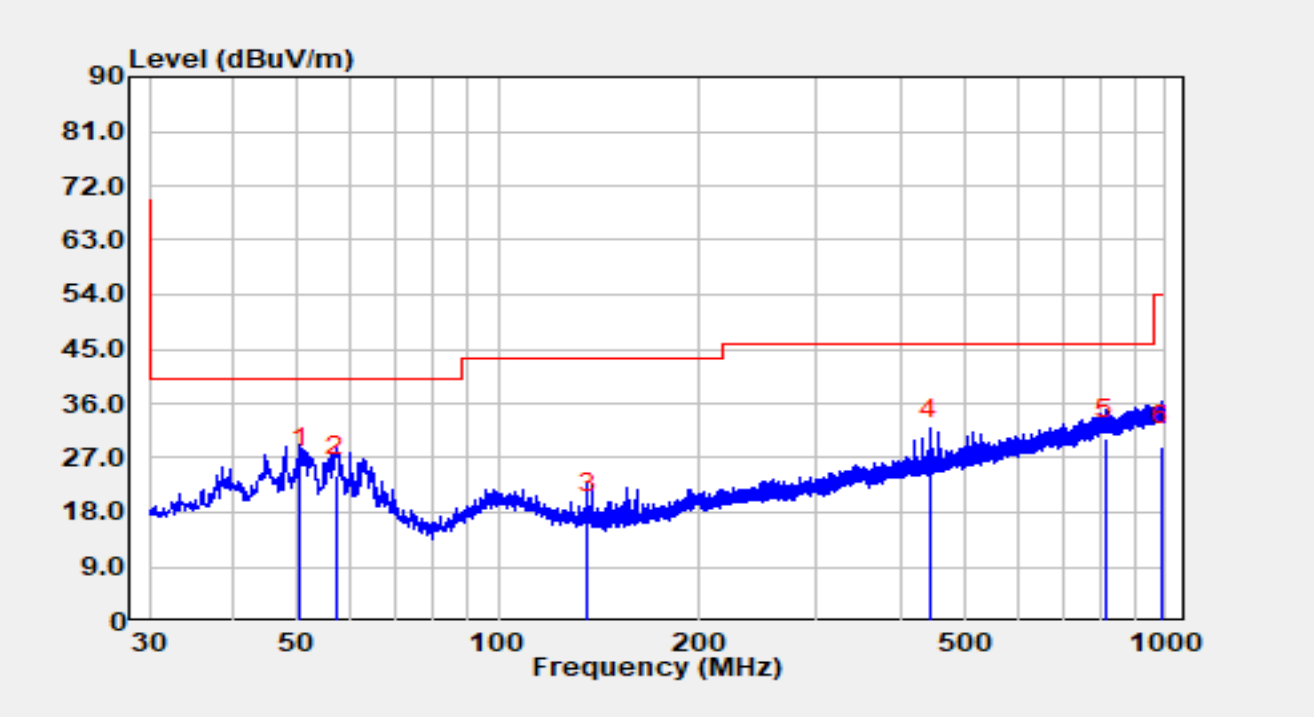


| No | Mark | Frequency (MHz) | Reading (dBμV) | C.F (dB/m) | Measurement (dBμV/m) | Margin (dB) | Limit (dBμV/m) | Detector |
|---|---|---|---|---|---|---|---|---|
| 1 | * | 50.56 | 4.80 | 20.50 | 25.29 | -14.71 | 40.00 | QP |
| 2 | | 57.06 | 3.99 | 19.95 | 23.94 | -16.06 | 40.00 | QP |
| 3 | | 135.92 | 2.53 | 15.26 | 17.79 | -25.71 | 43.50 | QP |
| 4 | | 444.00 | 5.98 | 23.98 | 29.96 | -16.04 | 46.00 | QP |
| 5 | | 813.28 | -0.71 | 30.82 | 30.11 | -15.89 | 46.00 | QP |
| 6 | | 983.61 | -3.07 | 32.00 | 28.94 | -25.06 | 54.00 | QP |

Notes:

1. " * ", means this data is the worst emission level.

2. C.F (dB/m) = Antenna Factor (dB/m) + Cable Loss (dB).

3. Measurement (dBμV/m) = Reading (dBμV) + C.F (dB/m).

4. The amplitude of radiated emissions (frequency range from 9kHz to 30MHz and 18GHz to 25GHz) is that proximity to ambient noise, which also are attenuated more than 20 dB below the permissible value. Therefore, the data is not presented in the report.

**Antenna #4**

| | | | |
|---|---|---|---|
| Site | WZ-AC2 | Test Date | 2025-04-08 |
| Temperature | 29.1 °C | Humidity | 33.7 % |
| Limit | FCC_Part 15.209_RSE(3m) | Test Engineer | Jerry Lu |
| Factor | VULB 9162_00047 | Polarity | Horizontal |
| EUT | Bluetooth Module | Test Voltage | DC 3.3V |
| Test Mode | Transmit by DH5 at 2402MHz | | |

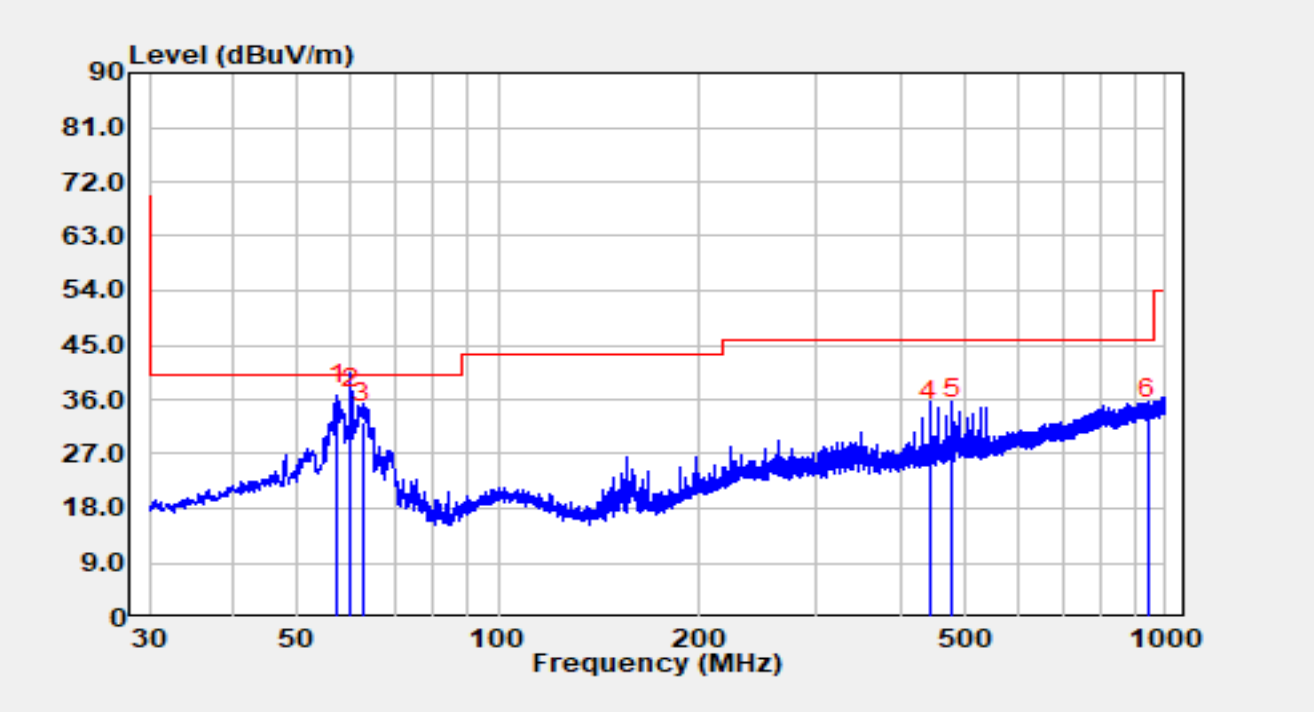


| No | Mark | Frequency (MHz) | Reading (dBμV) | C.F (dB/m) | Measurement (dBμV/m) | Margin (dB) | Limit (dBμV/m) | Detector |
|---|---|---|---|---|---|---|---|---|
| 1 | * | 57.45 | 15.27 | 19.87 | 35.14 | -4.86 | 40.00 | QP |
| 2 | | 60.00 | 15.21 | 19.39 | 34.60 | -5.40 | 40.00 | QP |
| 3 | | 62.50 | 13.29 | 18.86 | 32.15 | -7.85 | 40.00 | QP |
| 4 | | 444.00 | 8.45 | 23.98 | 32.43 | -13.57 | 46.00 | QP |
| 5 | | 479.94 | 7.92 | 24.92 | 32.84 | -13.16 | 46.00 | QP |
| 6 | | 939.96 | 1.15 | 31.68 | 32.83 | -13.17 | 46.00 | QP |

Notes:

1. " * ", means this data is the worst emission level.
2. C.F (dB/m) = Antenna Factor (dB/m) + Cable Loss (dB).
3. Measurement (dBμV/m) = Reading (dBμV) + C.F (dB/m).
4. The amplitude of radiated emissions (frequency range from 9kHz to 30MHz and 18GHz to 25GHz) is that proximity to ambient noise, which also are attenuated more than 20 dB below the permissible value. Therefore, the data is not presented in the report.

| | | | |
|---|---|---|---|
| Site | WZ-AC2 | Test Date | 2025-04-08 |
| Temperature | 29.1 °C | Humidity | 33.7 % |
| Limit | FCC_Part 15.209_RSE(3m) | Test Engineer | Jerry Lu |
| Factor | VULB 9162_00047 | Polarity | Vertical |
| EUT | Bluetooth Module | Test Voltage | DC 3.3V |
| Test Mode | Transmit by DH5 at 2402MHz | | |

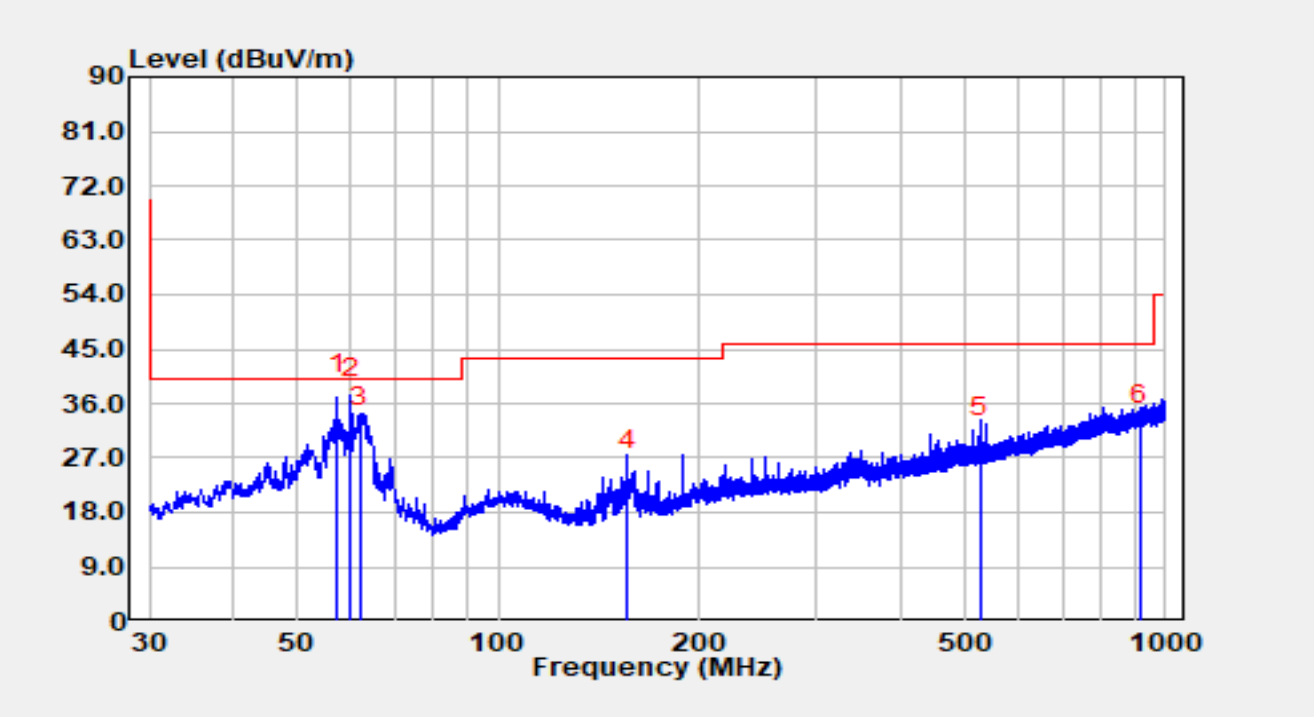


| No | Mark | Frequency (MHz) | Reading (dBμV) | C.F (dB/m) | Measurement (dBμV/m) | Margin (dB) | Limit (dBμV/m) | Detector |
|---|---|---|---|---|---|---|---|---|
| 1 | * | 57.35 | 17.53 | 19.89 | 37.42 | -2.58 | 40.00 | QP |
| 2 | | 60.00 | 17.52 | 19.39 | 36.91 | -3.09 | 40.00 | QP |
| 3 | | 61.92 | 13.25 | 18.88 | 32.13 | -7.87 | 40.00 | QP |
| 4 | | 156.24 | 9.58 | 15.52 | 25.10 | -18.40 | 43.50 | QP |
| 5 | | 527.86 | 4.89 | 25.49 | 30.38 | -15.62 | 46.00 | QP |
| 6 | | 916.00 | 1.30 | 31.27 | 32.57 | -13.43 | 46.00 | QP |

Notes:

1. " * ", means this data is the worst emission level.

2. C.F (dB/m) = Antenna Factor (dB/m) + Cable Loss (dB).

3. Measurement (dBμV/m) = Reading (dBμV) + C.F (dB/m).

4. The amplitude of radiated emissions (frequency range from 9kHz to 30MHz and 18GHz to 25GHz) is that proximity to ambient noise, which also are attenuated more than 20 dB below the permissible value. Therefore, the data is not presented in the report.

**Spot check test data for module with shielding cover:**

Antenna #4

| | | | |
|---|---|---|---|
| Site | WJ-AC2 | Test Date | 2025-05-07 |
| Temperature | 20.5 °C | Humidity | 35.7 % |
| Limit | FCC_Part 15.209_RSE (3m) | Test Engineer | Bob Zhang |
| Factor | VULB 9163_07097 | Polarity | Horizontal |
| EUT | Bluetooth Module | Test Voltage | DC 3.3V |
| Test Mode | Transmit by DH5 at 2402MHz | | |

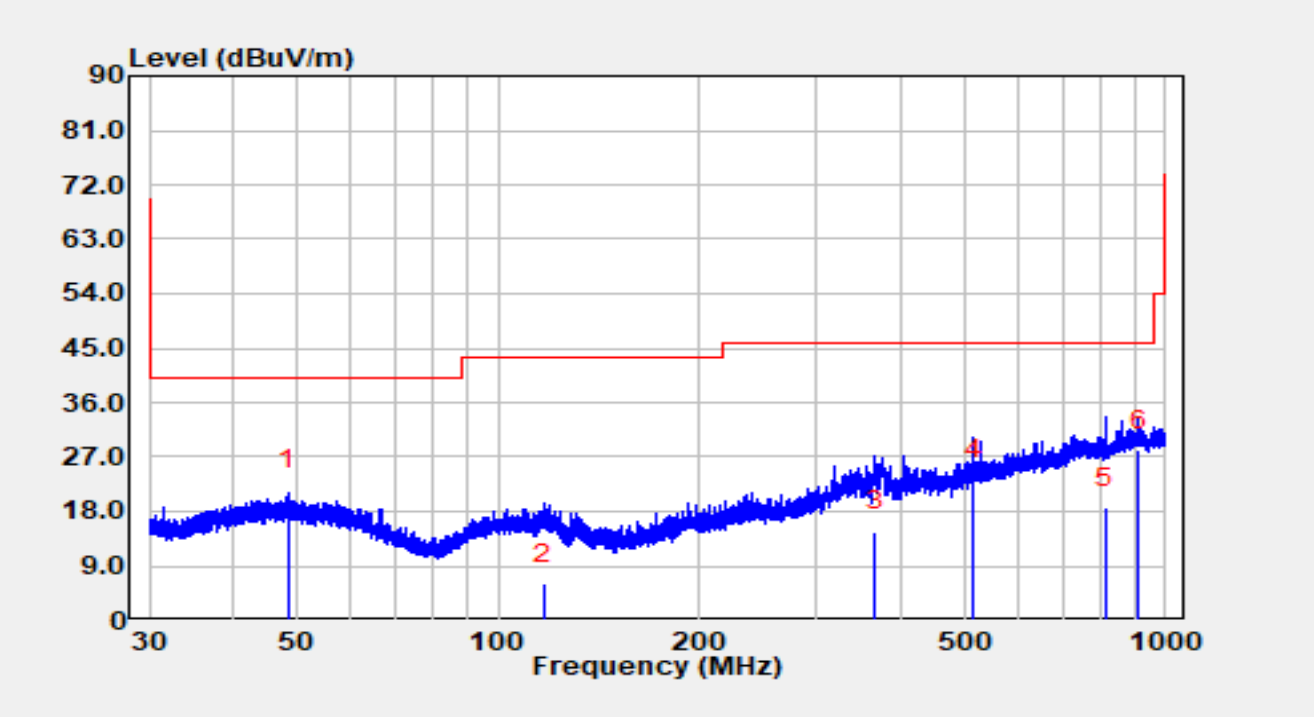


| No | Mark | Frequency (MHz) | Reading (dBμV) | C.F (dB/m) | Measurement (dBμV/m) | Margin (dB) | Limit (dBμV/m) | Detector |
|---|---|---|---|---|---|---|---|---|
| 1 | | 48.383 | 1.50 | 19.97 | 21.47 | -18.53 | 40.00 | QP |
| 2 | | 116.704 | -10.70 | 16.77 | 6.07 | -37.43 | 43.50 | QP |
| 3 | | 366.437 | -6.80 | 21.46 | 14.66 | -31.34 | 46.00 | QP |
| 4 | | 516.161 | -1.10 | 24.41 | 23.31 | -22.69 | 46.00 | QP |
| 5 | | 811.118 | -9.50 | 28.18 | 18.68 | -27.32 | 46.00 | QP |
| 6 | * | 909.348 | -1.90 | 29.94 | 28.04 | -17.96 | 46.00 | QP |

Notes:

1. " * ", means this data is the worst emission level.

2. C.F (dB/m) = Antenna Factor (dB/m) + Cable Loss (dB).

3. Measurement(dBμV/m) = Reading(dBμV) + C.F (dB/m).

4. The amplitude of radiated emissions (frequency range from 9kHz to 30MHz and 18GHz to 25GHz) is that proximity to ambient noise, which also are attenuated more than 20 dB below the permissible value.

Therefore, the data is not presented in the report.

| | | | |
|---|---|---|---|
| Site | WJ-AC2 | Test Date | 2025-05-07 |
| Temperature | 20.5 °C | Humidity | 35.7 % |
| Limit | FCC_Part 15.209_RSE (3m) | Test Engineer | Bob Zhang |
| Factor | VULB 9163_07097 | Polarity | Vertical |
| EUT | Bluetooth Module | Test Voltage | DC 3.3V |
| Test Mode | Transmit by DH5 at 2402MHz | | |

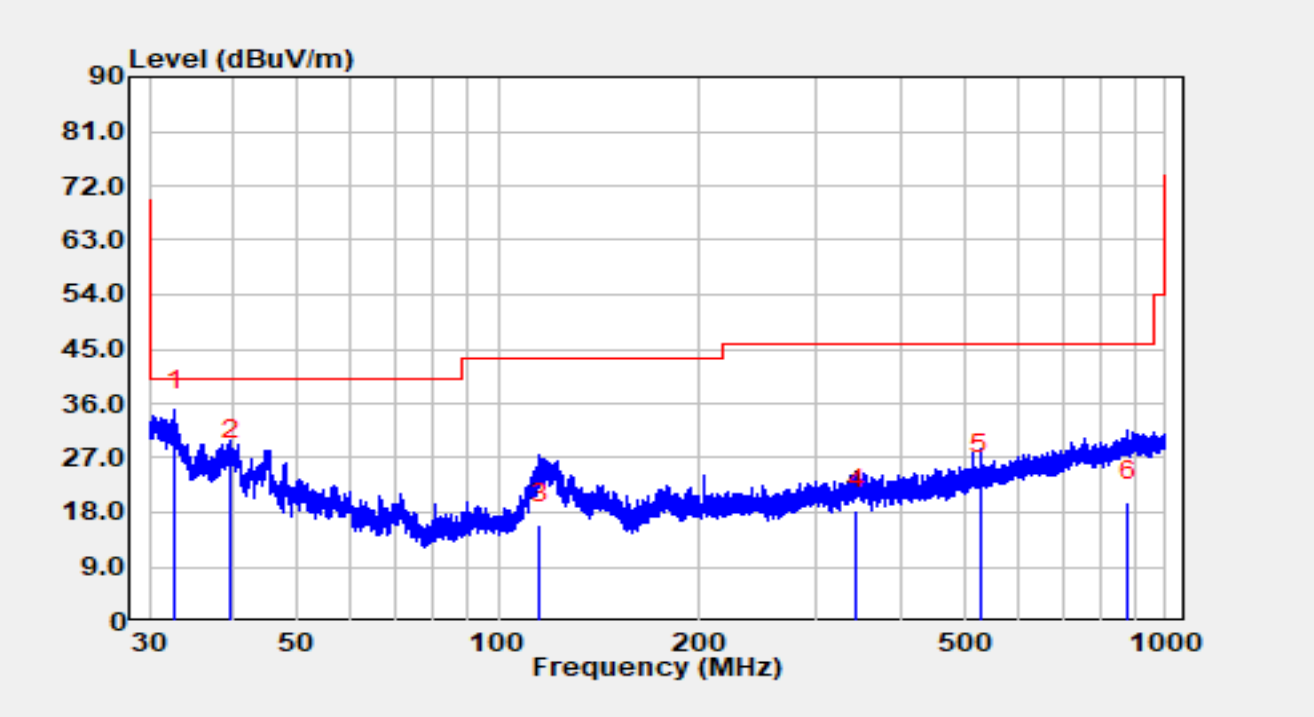


| No | Mark | Frequency (MHz) | Reading (dBμV) | C.F (dB/m) | Measurement (dBμV/m) | Margin (dB) | Limit (dBμV/m) | Detector |
|---|---|---|---|---|---|---|---|---|
| 1 | * | 32.749 | 18.50 | 16.14 | 34.64 | -5.36 | 40.00 | QP |
| 2 | | 39.757 | 8.20 | 18.62 | 26.82 | -13.18 | 40.00 | QP |
| 3 | | 115.482 | -1.00 | 16.98 | 15.98 | -27.52 | 43.50 | QP |
| 4 | | 344.506 | -3.40 | 21.77 | 18.37 | -27.63 | 46.00 | QP |
| 5 | | 528.061 | -0.30 | 24.52 | 24.22 | -21.78 | 46.00 | QP |
| 6 | | 877.706 | -9.80 | 29.56 | 19.76 | -26.24 | 46.00 | QP |

Notes:

1. " * ", means this data is the worst emission level.

2. C.F (dB/m) = Antenna Factor (dB/m) + Cable Loss (dB).

3. Measurement(dBμV/m) = Reading(dBμV) + C.F (dB/m).

4. The amplitude of radiated emissions (frequency range from 9kHz to 30MHz and 18GHz to 25GHz) is that proximity to ambient noise, which also are attenuated more than 20 dB below the permissible value. Therefore, the data is not presented in the report.

## A.10 Radiated Restricted Band Edge Test Result

**Antenna #1**

| | | | |
|---|---|---|---|
| Site | WZ-AC1 | Test Date | 2025-02-21 |
| Temperature | 20.2 °C | Humidity | 35.2 % |
| Limit | FCC_2.4G_RE (3m) | Test Engineer | Ajin Fan |
| Factor | BBHA 9120D_01167 | Polarity | Horizontal |
| EUT | Bluetooth Module | Test Voltage | DC 3.3V |
| Test Mode | Transmit by DH5 at 2402MHz | | |

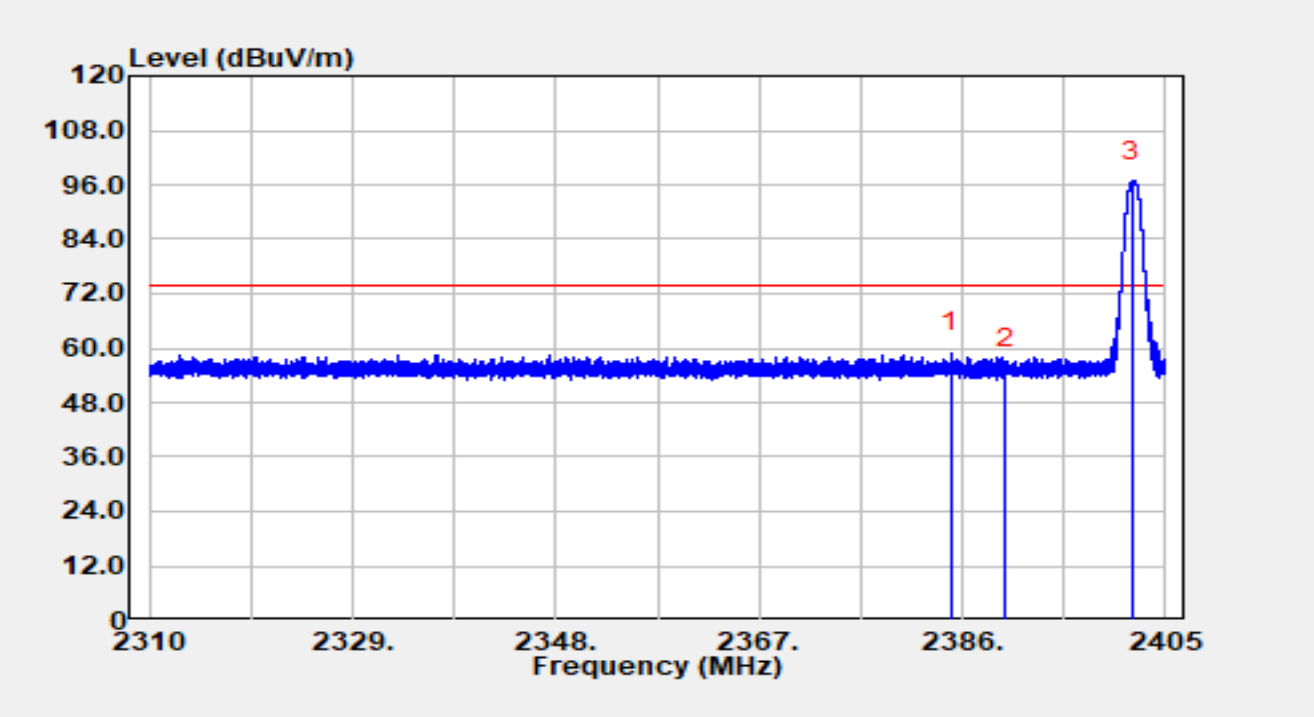


| No | Mark | Frequency (MHz) | Reading (dBμV) | C.F (dB/m) | Measurement (dBμV/m) | Margin (dB) | Limit (dBμV/m) | Detector |
|---|---|---|---|---|---|---|---|---|
| 1 | * | 2384.93 | 26.98 | 31.97 | 58.95 | -15.05 | 74.00 | Peak |
| 2 | | 2390.00 | 23.29 | 31.96 | 55.25 | -18.75 | 74.00 | Peak |
| 3 | | 2401.84 | 64.83 | 31.90 | 96.72 | N/A | N/A | Peak |

Notes:

1. " * ", means this data is the worst emission level.
2. C.F (dB/m) = Antenna Factor (dB/m) + Cable Loss (dB).
3. Measurement (dBμV/m) = Reading (dBμV) + C.F (dB/m).

| | | | |
|---|---|---|---|
| Site | WZ-AC1 | Test Date | 2025-02-21 |
| Temperature | 20.2 °C | Humidity | 35.2 % |
| Limit | FCC_2.4G_RE (3m) | Test Engineer | Ajin Fan |
| Factor | BBHA 9120D_01167 | Polarity | Horizontal |
| EUT | Bluetooth Module | Test Voltage | DC 3.3V |
| Test Mode | Transmit by DH5 at 2402MHz | | |

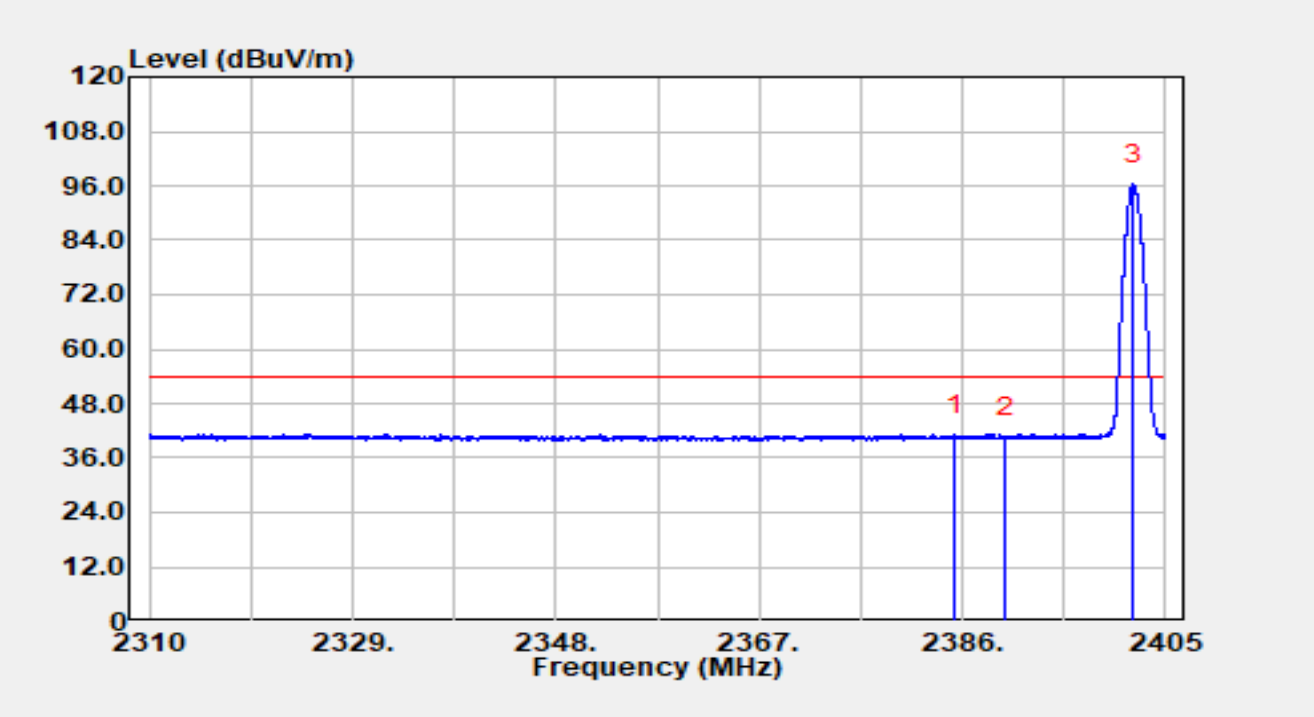


| No | Mark | Frequency (MHz) | Reading (dBμV) | C.F (dB/m) | Measurement (dBμV/m) | Margin (dB) | Limit (dBμV/m) | Detector |
|---|---|---|---|---|---|---|---|---|
| 1 | * | 2385.35 | 9.16 | 31.97 | 41.12 | -12.88 | 54.00 | Average |
| 2 | | 2390.00 | 8.55 | 31.96 | 40.51 | -13.49 | 54.00 | Average |
| 3 | | 2401.98 | 64.39 | 31.90 | 96.29 | N/A | N/A | Average |

Notes:

1. " * ", means this data is the worst emission level.
2. C.F (dB/m) = Antenna Factor (dB/m) + Cable Loss (dB).
3. Measurement (dBμV/m) = Reading (dBμV) + C.F (dB/m).

| | | | |
|---|---|---|---|
| Site | WZ-AC1 | Test Date | 2025-02-21 |
| Temperature | 20.2 °C | Humidity | 35.2 % |
| Limit | FCC_2.4G_RE (3m) | Test Engineer | Ajin Fan |
| Factor | BBHA 9120D_01167 | Polarity | Vertical |
| EUT | Bluetooth Module | Test Voltage | DC 3.3V |
| Test Mode | Transmit by DH5 at 2402MHz | | |

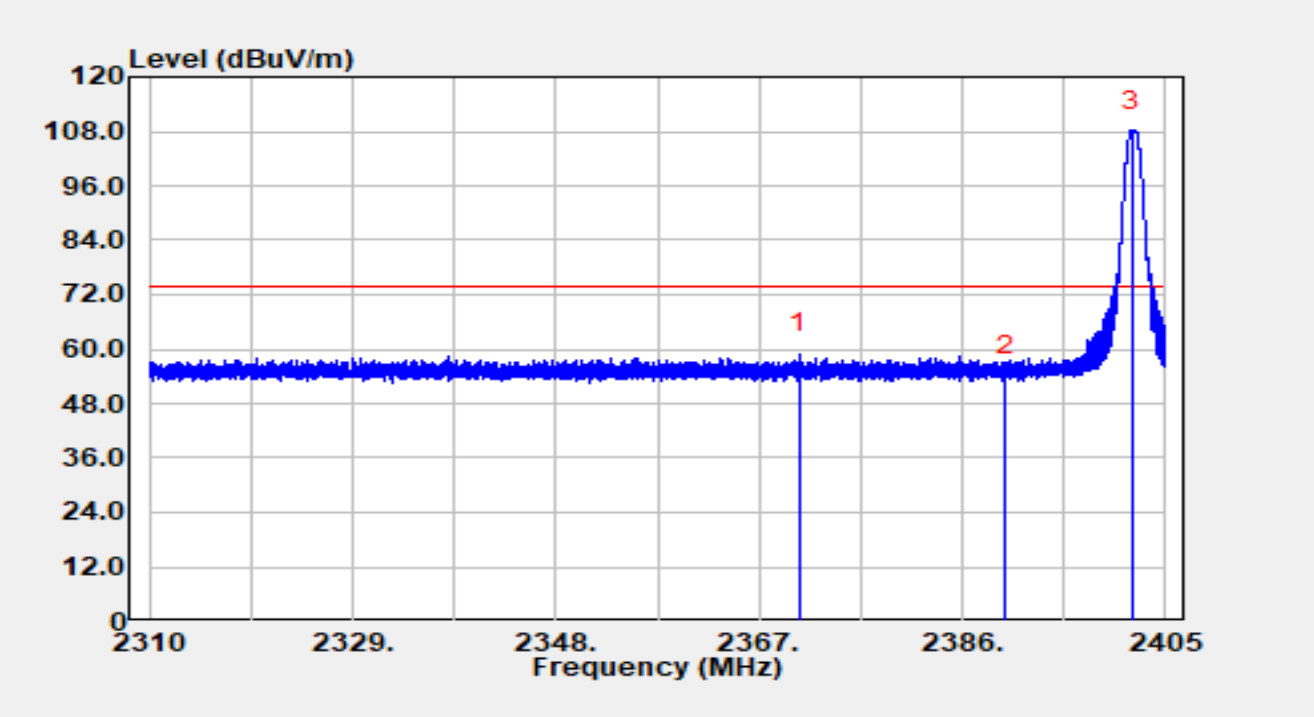


| No | Mark | Frequency (MHz) | Reading (dBμV) | C.F (dB/m) | Measurement (dBμV/m) | Margin (dB) | Limit (dBμV/m) | Detector |
|---|---|---|---|---|---|---|---|---|
| 1 | * | 2370.81 | 27.11 | 31.96 | 59.07 | -14.93 | 74.00 | Peak |
| 2 | | 2390.00 | 22.19 | 31.96 | 54.15 | -19.85 | 74.00 | Peak |
| 3 | | 2401.81 | 76.23 | 31.90 | 108.13 | N/A | N/A | Peak |

Notes:

1. " * ", means this data is the worst emission level.

2. C.F (dB/m) = Antenna Factor (dB/m) + Cable Loss (dB).

3. Measurement (dBμV/m) = Reading (dBμV) + C.F (dB/m).

| | | | |
|---|---|---|---|
| Site | WZ-AC1 | Test Date | 2025-02-21 |
| Temperature | 20.2 °C | Humidity | 35.2 % |
| Limit | FCC_2.4G_RE (3m) | Test Engineer | Ajin Fan |
| Factor | BBHA 9120D_01167 | Polarity | Vertical |
| EUT | Bluetooth Module | Test Voltage | DC 3.3V |
| Test Mode | Transmit by DH5 at 2402MHz | | |

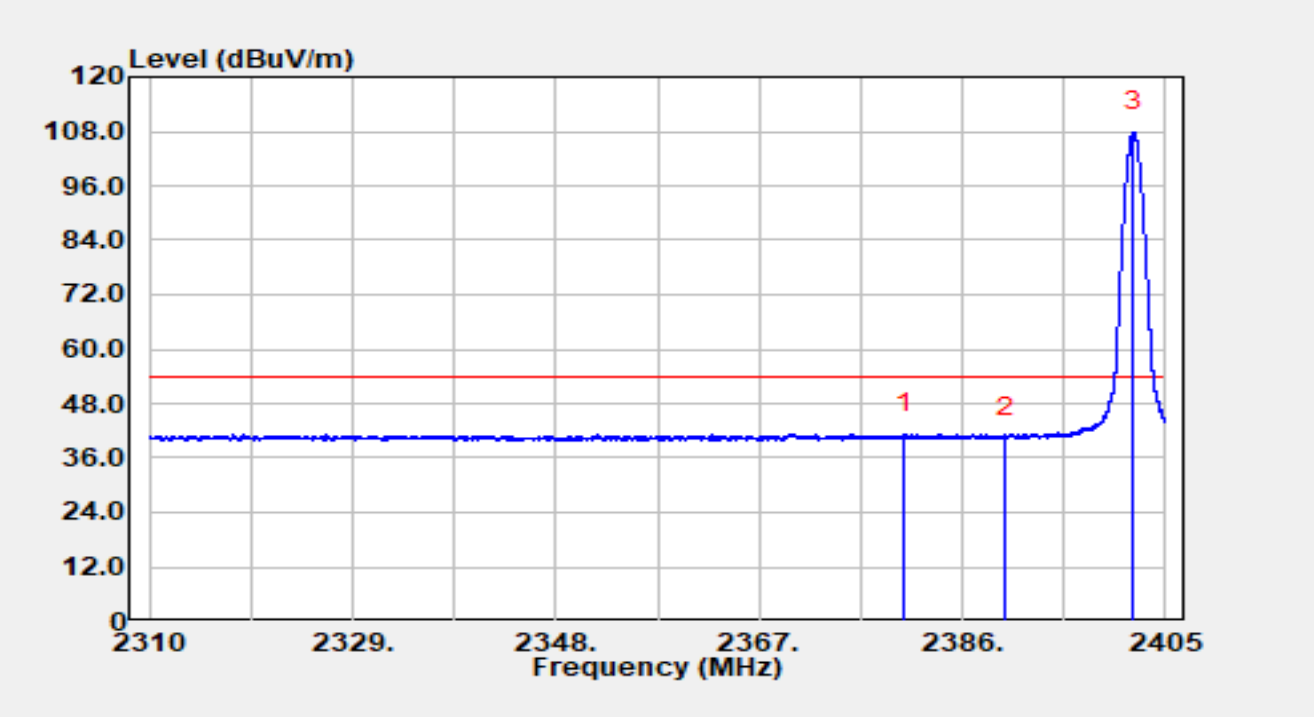


| No | Mark | Frequency (MHz) | Reading (dBμV) | C.F (dB/m) | Measurement (dBμV/m) | Margin (dB) | Limit (dBμV/m) | Detector |
|---|---|---|---|---|---|---|---|---|
| 1 | * | 2380.64 | 9.42 | 31.97 | 41.39 | -12.61 | 54.00 | Average |
| 2 | | 2390.00 | 8.68 | 31.96 | 40.64 | -13.36 | 54.00 | Average |
| 3 | | 2402.02 | 75.92 | 31.90 | 107.82 | N/A | N/A | Average |

Notes:

1. " * ", means this data is the worst emission level.

2. C.F (dB/m) = Antenna Factor (dB/m) + Cable Loss (dB).

3. Measurement (dBμV/m) = Reading (dBμV) + C.F (dB/m).

| | | | |
|---|---|---|---|
| Site | WZ-AC1 | Test Date | 2025-02-21 |
| Temperature | 20.2 °C | Humidity | 35.2 % |
| Limit | FCC_2.4G_RE (3m) | Test Engineer | Ajin Fan |
| Factor | BBHA 9120D_01167 | Polarity | Horizontal |
| EUT | Bluetooth Module | Test Voltage | DC 3.3V |
| Test Mode | Transmit by DH5 at 2480MHz | | |

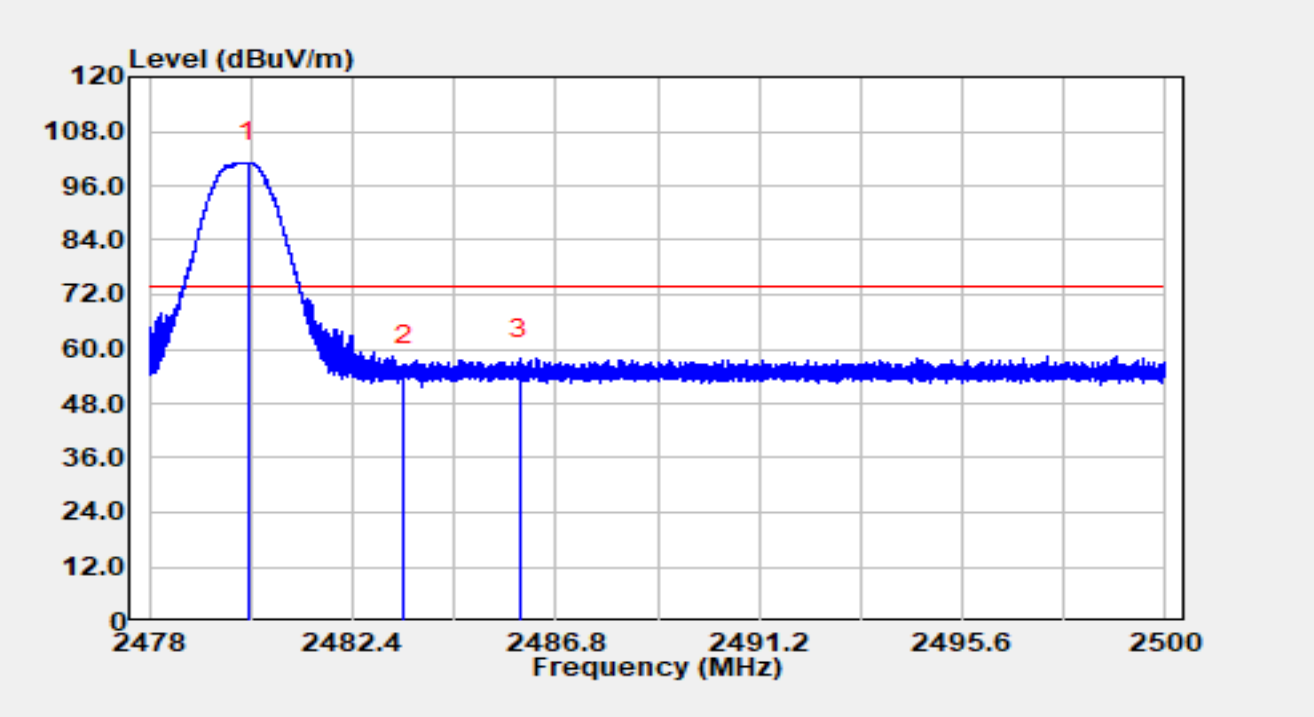


| No | Mark | Frequency (MHz) | Reading (dBμV) | C.F (dB/m) | Measurement (dBμV/m) | Margin (dB) | Limit (dBμV/m) | Detector |
|---|---|---|---|---|---|---|---|---|
| 1 | | 2480.15 | 69.22 | 31.80 | 101.03 | N/A | N/A | Peak |
| 2 | | 2483.50 | 24.49 | 31.81 | 56.29 | -17.71 | 74.00 | Peak |
| 3 | * | 2486.02 | 26.11 | 31.81 | 57.91 | -16.09 | 74.00 | Peak |

Notes:

1. " * ", means this data is the worst emission level.

2. C.F (dB/m) = Antenna Factor (dB/m) + Cable Loss (dB).

3. Measurement (dBμV/m) = Reading (dBμV) + C.F (dB/m).

| | | | |
|---|---|---|---|
| Site | WZ-AC1 | Test Date | 2025-02-21 |
| Temperature | 20.2 °C | Humidity | 35.2 % |
| Limit | FCC_2.4G_RE (3m) | Test Engineer | Ajin Fan |
| Factor | BBHA 9120D_01167 | Polarity | Horizontal |
| EUT | Bluetooth Module | Test Voltage | DC 3.3V |
| Test Mode | Transmit by DH5 at 2480MHz | | |

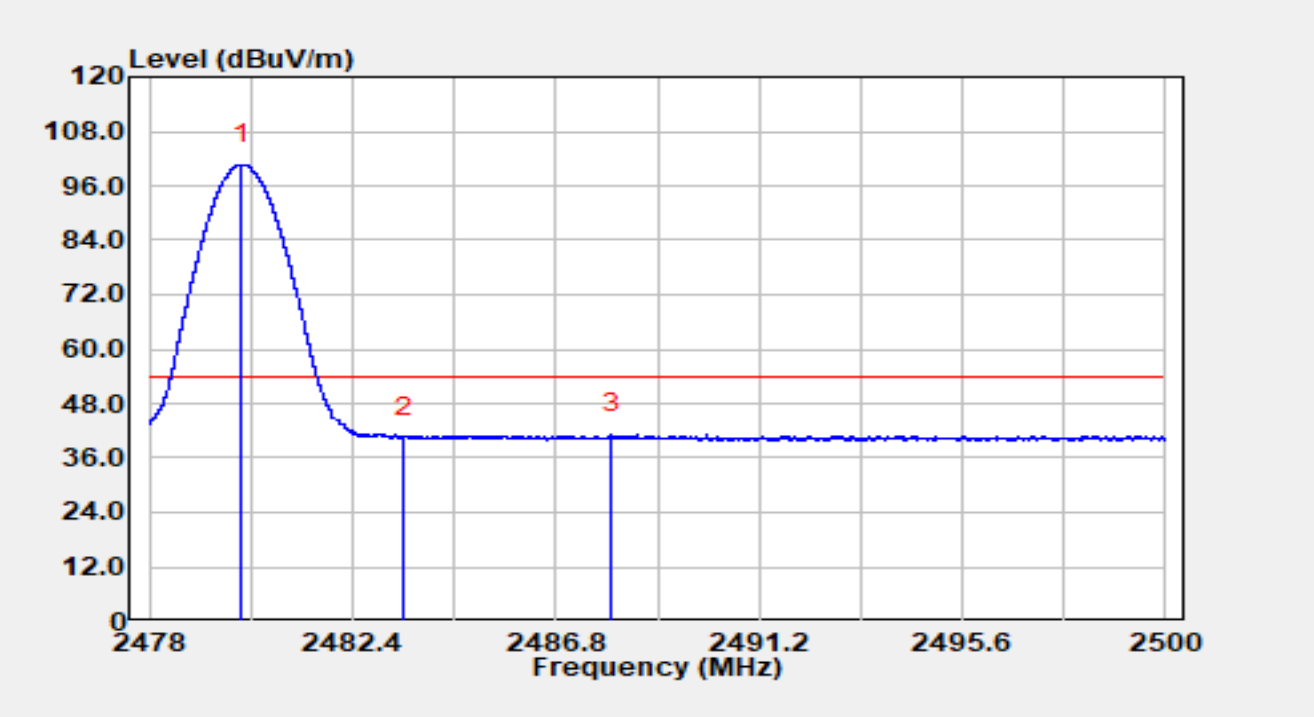


| No | Mark | Frequency (MHz) | Reading (dBμV) | C.F (dB/m) | Measurement (dBμV/m) | Margin (dB) | Limit (dBμV/m) | Detector |
|---|---|---|---|---|---|---|---|---|
| 1 | | 2479.98 | 68.83 | 31.80 | 100.63 | N/A | N/A | Average |
| 2 | | 2483.50 | 8.72 | 31.81 | 40.52 | -13.48 | 54.00 | Average |
| 3 | * | 2488.00 | 9.40 | 31.81 | 41.21 | -12.79 | 54.00 | Average |

Notes:

1. " * ", means this data is the worst emission level.
2. C.F (dB/m) = Antenna Factor (dB/m) + Cable Loss (dB).
3. Measurement (dBμV/m) = Reading (dBμV) + C.F (dB/m).

| | | | |
|---|---|---|---|
| Site | WZ-AC1 | Test Date | 2025-02-21 |
| Temperature | 20.2 °C | Humidity | 35.2 % |
| Limit | FCC_2.4G_RE (3m) | Test Engineer | Ajin Fan |
| Factor | BBHA 9120D_01167 | Polarity | Vertical |
| EUT | Bluetooth Module | Test Voltage | DC 3.3V |
| Test Mode | Transmit by DH5 at 2480MHz | | |

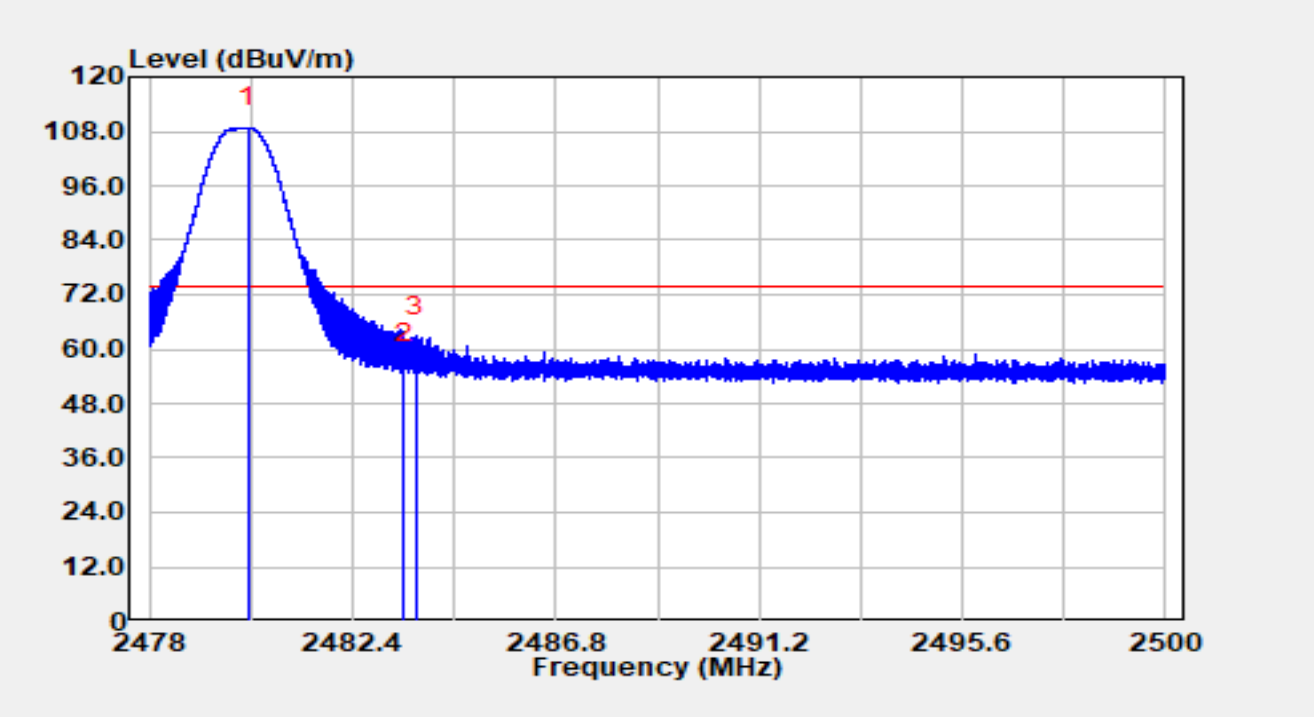


| No | Mark | Frequency (MHz) | Reading (dBμV) | C.F (dB/m) | Measurement (dBμV/m) | Margin (dB) | Limit (dBμV/m) | Detector |
|---|---|---|---|---|---|---|---|---|
| 1 | | 2480.15 | 76.89 | 31.80 | 108.70 | N/A | N/A | Peak |
| 2 | | 2483.50 | 24.82 | 31.81 | 56.63 | -17.37 | 74.00 | Peak |
| 3 | * | 2483.78 | 31.07 | 31.81 | 62.87 | -11.13 | 74.00 | Peak |

Notes:

1. " * ", means this data is the worst emission level.

2. C.F (dB/m) = Antenna Factor (dB/m) + Cable Loss (dB).

3. Measurement (dBμV/m) = Reading (dBμV) + C.F (dB/m).

| | | | |
|---|---|---|---|
| Site | WZ-AC1 | Test Date | 2025-02-21 |
| Temperature | 20.2 °C | Humidity | 35.2 % |
| Limit | FCC_2.4G_RE (3m) | Test Engineer | Ajin Fan |
| Factor | BBHA 9120D_01167 | Polarity | Vertical |
| EUT | Bluetooth Module | Test Voltage | DC 3.3V |
| Test Mode | Transmit by DH5 at 2480MHz | | |

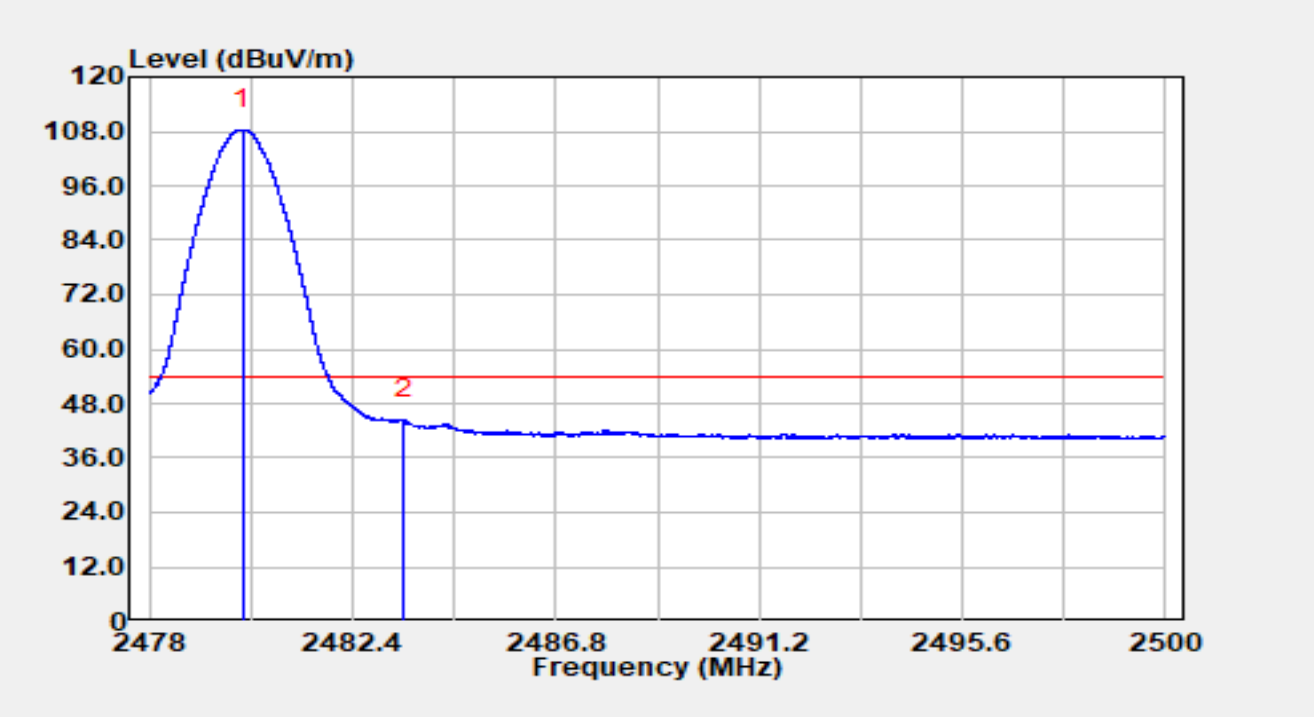


| No | Mark | Frequency (MHz) | Reading (dBμV) | C.F (dB/m) | Measurement (dBμV/m) | Margin (dB) | Limit (dBμV/m) | Detector |
|---|---|---|---|---|---|---|---|---|
| 1 | | 2480.03 | 76.55 | 31.80 | 108.36 | N/A | N/A | Average |
| 2 | * | 2483.50 | 12.59 | 31.81 | 44.40 | -9.60 | 54.00 | Average |

Notes:

1. " * ", means this data is the worst emission level.

2. C.F (dB/m) = Antenna Factor (dB/m) + Cable Loss (dB).

3. Measurement (dBμV/m) = Reading (dBμV) + C.F (dB/m).

| | | | |
|---|---|---|---|
| Site | WZ-AC1 | Test Date | 2025-02-21 |
| Temperature | 20.2 °C | Humidity | 35.2 % |
| Limit | FCC_2.4G_RE (3m) | Test Engineer | Ajin Fan |
| Factor | BBHA 9120D_01167 | Polarity | Horizontal |
| EUT | Bluetooth Module | Test Voltage | DC 3.3V |
| Test Mode | Transmit by 2DH5 at 2402MHz | | |

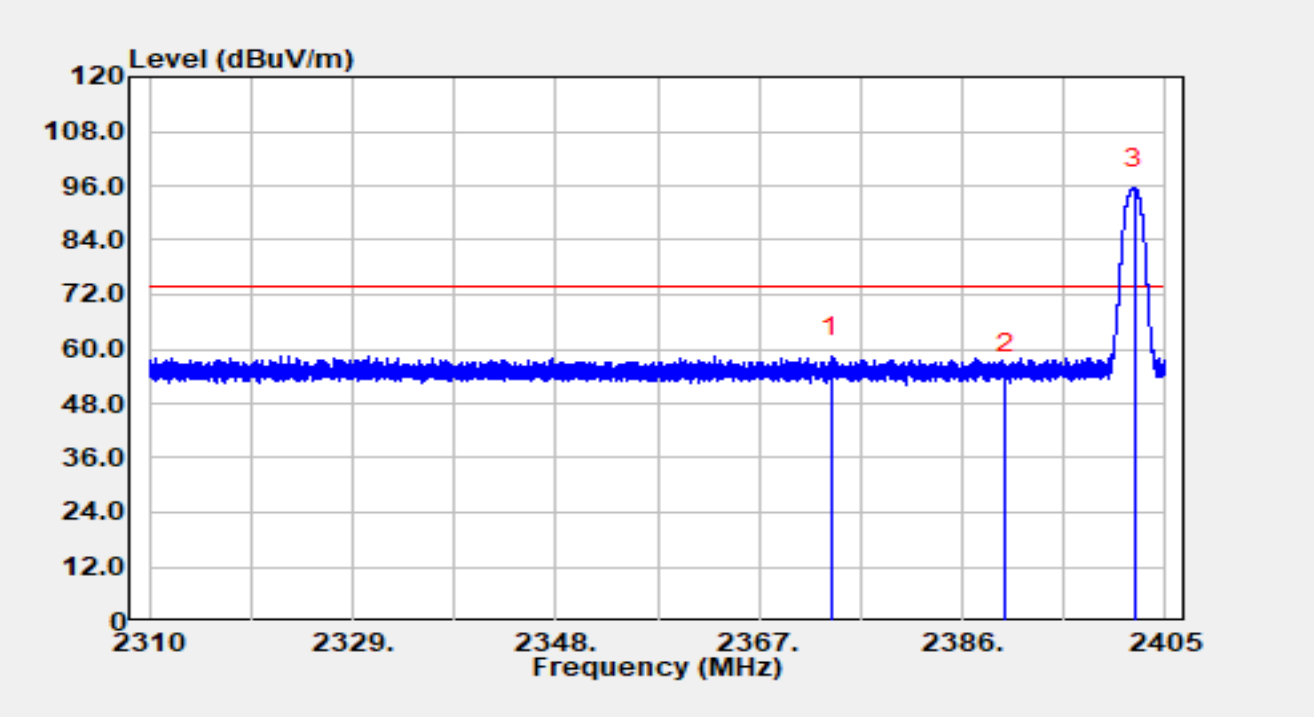


| No | Mark | Frequency (MHz) | Reading (dBμV) | C.F (dB/m) | Measurement (dBμV/m) | Margin (dB) | Limit (dBμV/m) | Detector |
|---|---|---|---|---|---|---|---|---|
| 1 | * | 2373.71 | 26.43 | 31.96 | 58.39 | -15.61 | 74.00 | Peak |
| 2 | | 2390.00 | 22.82 | 31.96 | 54.78 | -19.22 | 74.00 | Peak |
| 3 | | 2402.17 | 63.59 | 31.90 | 95.49 | N/A | N/A | Peak |

Notes:

1. " * ", means this data is the worst emission level.

2. C.F (dB/m) = Antenna Factor (dB/m) + Cable Loss (dB).

3. Measurement (dBμV/m) = Reading (dBμV) + C.F (dB/m).

| | | | |
|---|---|---|---|
| Site | WZ-AC1 | Test Date | 2025-02-21 |
| Temperature | 20.2 °C | Humidity | 35.2 % |
| Limit | FCC_2.4G_RE (3m) | Test Engineer | Ajin Fan |
| Factor | BBHA 9120D_01167 | Polarity | Horizontal |
| EUT | Bluetooth Module | Test Voltage | DC 3.3V |
| Test Mode | Transmit by 2DH5 at 2402MHz | | |

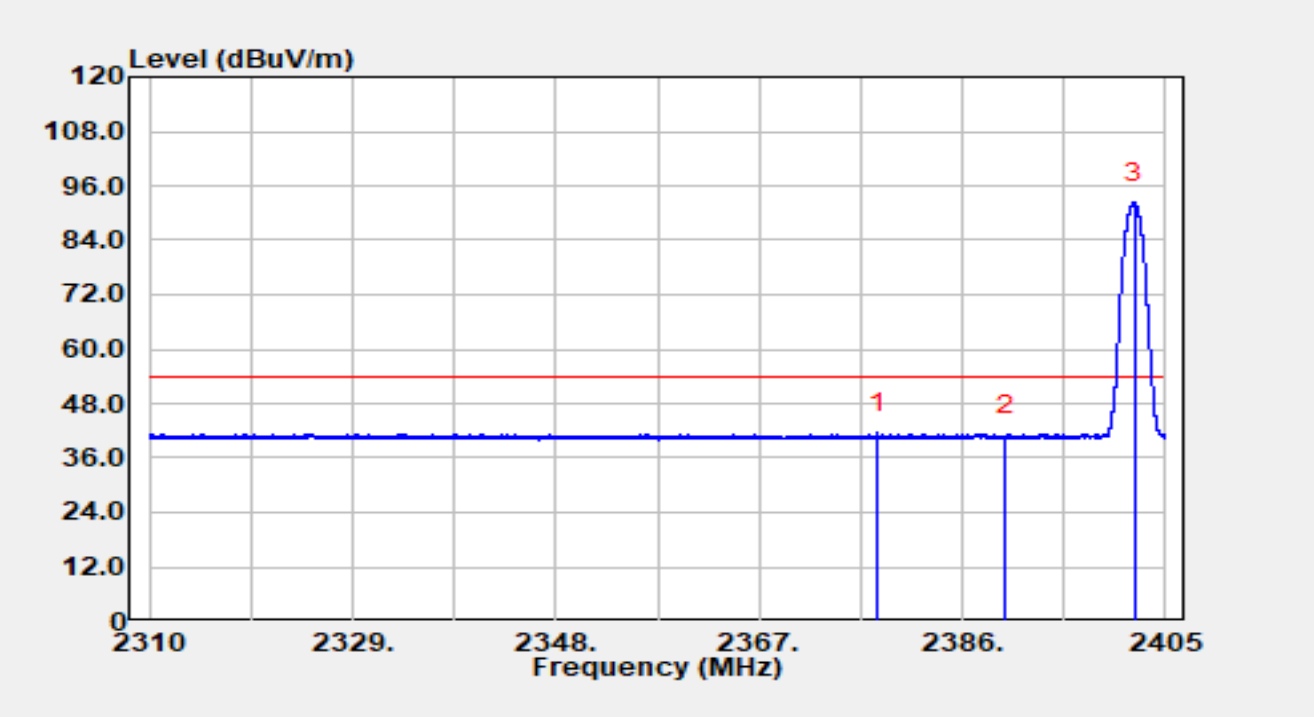


| No | Mark | Frequency (MHz) | Reading (dBμV) | C.F (dB/m) | Measurement (dBμV/m) | Margin (dB) | Limit (dBμV/m) | Detector |
|---|---|---|---|---|---|---|---|---|
| 1 | * | 2378.05 | 9.49 | 31.97 | 41.46 | -12.54 | 54.00 | Average |
| 2 | | 2390.00 | 8.84 | 31.96 | 40.79 | -13.21 | 54.00 | Average |
| 3 | | 2402.06 | 60.30 | 31.90 | 92.20 | N/A | N/A | Average |

Notes:

1. " * ", means this data is the worst emission level.
2. C.F (dB/m) = Antenna Factor (dB/m) + Cable Loss (dB).
3. Measurement (dBμV/m) = Reading (dBμV) + C.F (dB/m).

| | | | |
|---|---|---|---|
| Site | WZ-AC1 | Test Date | 2025-02-21 |
| Temperature | 20.2 °C | Humidity | 35.2 % |
| Limit | FCC_2.4G_RE (3m) | Test Engineer | Ajin Fan |
| Factor | BBHA 9120D_01167 | Polarity | Vertical |
| EUT | Bluetooth Module | Test Voltage | DC 3.3V |
| Test Mode | Transmit by 2DH5 at 2402MHz | | |

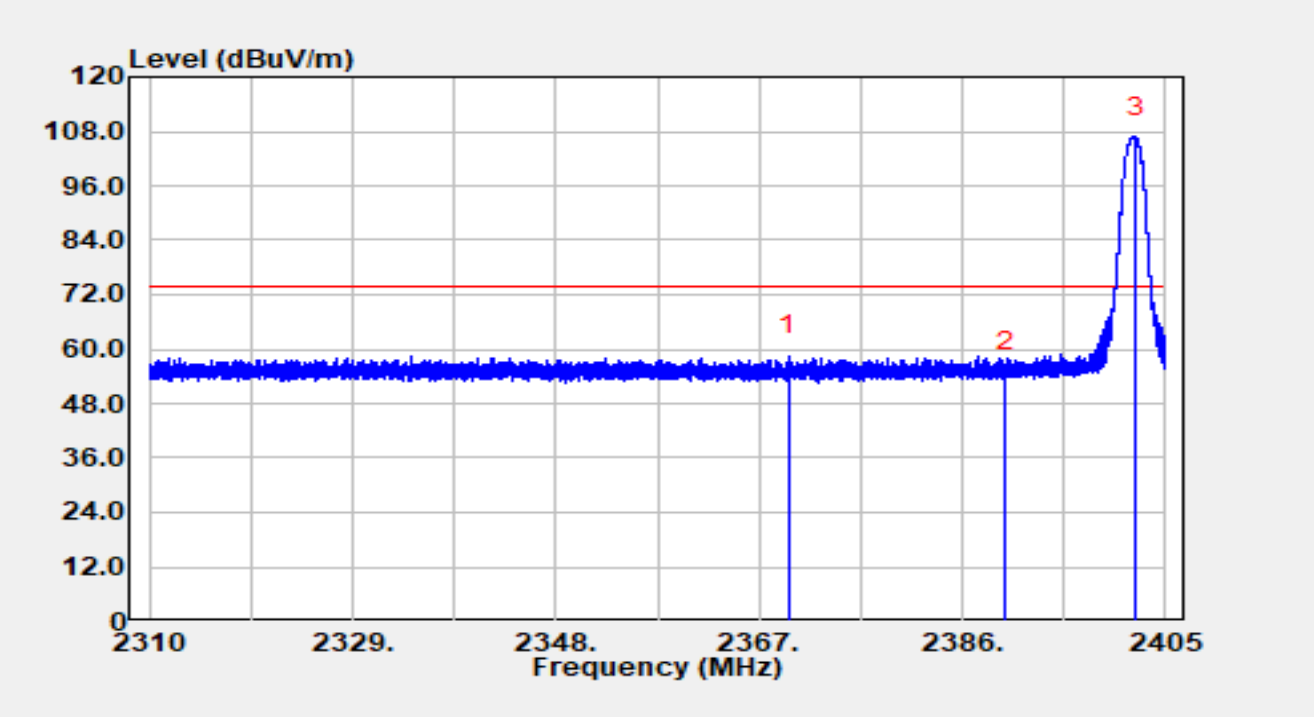


| No | Mark | Frequency (MHz) | Reading (dBμV) | C.F (dB/m) | Measurement (dBμV/m) | Margin (dB) | Limit (dBμV/m) | Detector |
|---|---|---|---|---|---|---|---|---|
| 1 | * | 2369.80 | 26.63 | 31.96 | 58.59 | -15.41 | 74.00 | Peak |
| 2 | | 2390.00 | 23.03 | 31.96 | 54.99 | -19.01 | 74.00 | Peak |
| 3 | | 2402.20 | 74.87 | 31.90 | 106.76 | N/A | N/A | Peak |

Notes:

1. " * ", means this data is the worst emission level.

2. C.F (dB/m) = Antenna Factor (dB/m) + Cable Loss (dB).

3. Measurement (dBμV/m) = Reading (dBμV) + C.F (dB/m).

| | | | |
|---|---|---|---|
| Site | WZ-AC1 | Test Date | 2025-02-21 |
| Temperature | 20.2 °C | Humidity | 35.2 % |
| Limit | FCC_2.4G_RE (3m) | Test Engineer | Ajin Fan |
| Factor | BBHA 9120D_01167 | Polarity | Vertical |
| EUT | Bluetooth Module | Test Voltage | DC 3.3V |
| Test Mode | Transmit by 2DH5 at 2402MHz | | |

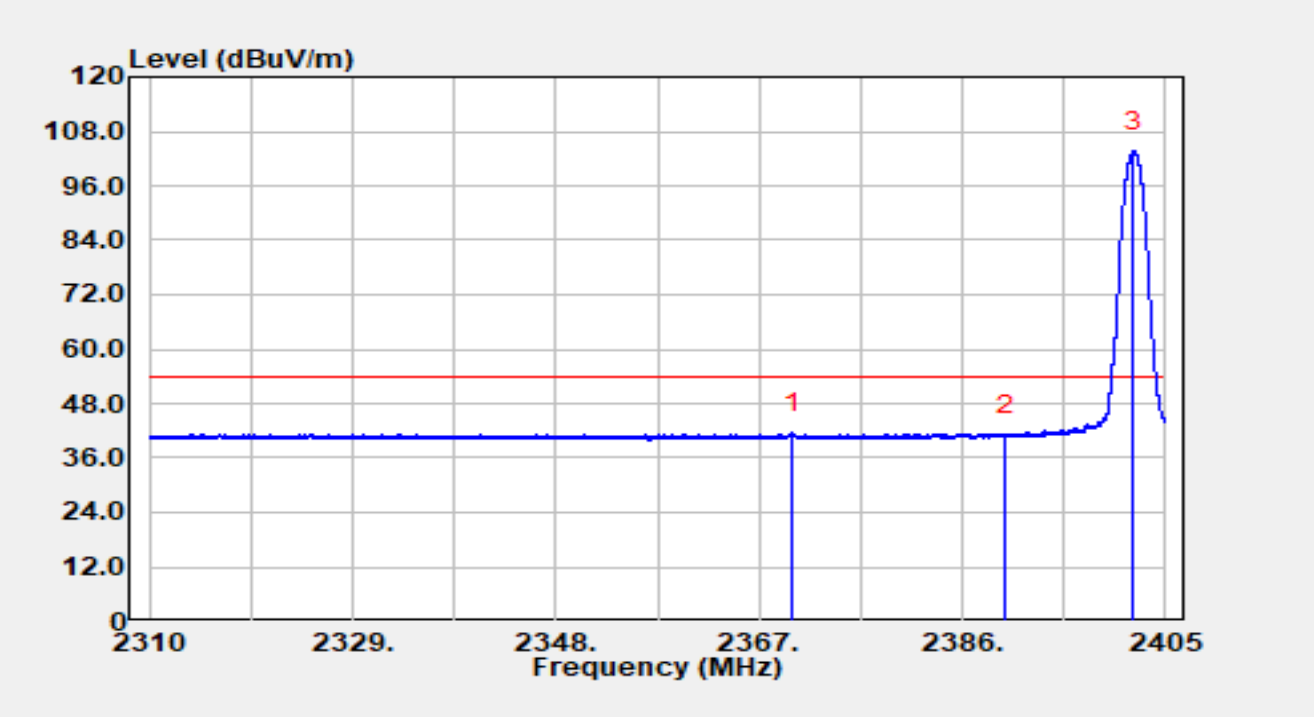


| No | Mark | Frequency (MHz) | Reading (dBμV) | C.F (dB/m) | Measurement (dBμV/m) | Margin (dB) | Limit (dBμV/m) | Detector |
|---|---|---|---|---|---|---|---|---|
| 1 | * | 2370.11 | 9.64 | 31.96 | 41.60 | -12.40 | 54.00 | Average |
| 2 | | 2390.00 | 9.11 | 31.96 | 41.07 | -12.93 | 54.00 | Average |
| 3 | | 2402.05 | 71.79 | 31.90 | 103.68 | N/A | N/A | Average |

Notes:

1. " * ", means this data is the worst emission level.

2. C.F (dB/m) = Antenna Factor (dB/m) + Cable Loss (dB).

3. Measurement (dBμV/m) = Reading (dBμV) + C.F (dB/m).

| | | | |
|---|---|---|---|
| Site | WZ-AC1 | Test Date | 2025-02-21 |
| Temperature | 20.2 °C | Humidity | 35.2 % |
| Limit | FCC_2.4G_RE (3m) | Test Engineer | Ajin Fan |
| Factor | BBHA 9120D_01167 | Polarity | Horizontal |
| EUT | Bluetooth Module | Test Voltage | DC 3.3V |
| Test Mode | Transmit by 2DH5 at 2480MHz | | |

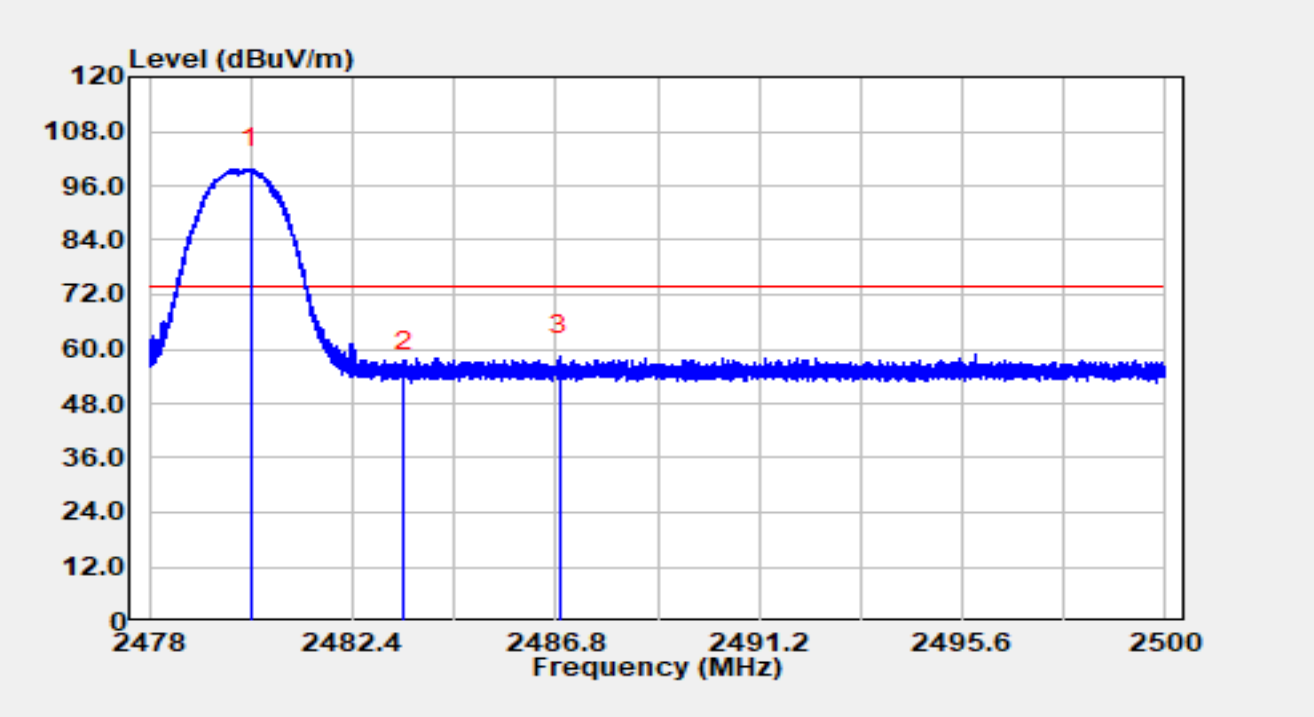


| No | Mark | Frequency (MHz) | Reading (dBμV) | C.F (dB/m) | Measurement (dBμV/m) | Margin (dB) | Limit (dBμV/m) | Detector |
|---|---|---|---|---|---|---|---|---|
| 1 | | 2480.19 | 67.90 | 31.80 | 99.70 | N/A | N/A | Peak |
| 2 | | 2483.50 | 23.38 | 31.81 | 55.19 | -18.81 | 74.00 | Peak |
| 3 | * | 2486.88 | 26.76 | 31.81 | 58.57 | -15.43 | 74.00 | Peak |

Notes:

1. " * ", means this data is the worst emission level.

2. C.F (dB/m) = Antenna Factor (dB/m) + Cable Loss (dB).

3. Measurement (dBμV/m) = Reading (dBμV) + C.F (dB/m).

| | | | |
|---|---|---|---|
| Site | WZ-AC1 | Test Date | 2025-02-21 |
| Temperature | 20.2 °C | Humidity | 35.2 % |
| Limit | FCC_2.4G_RE (3m) | Test Engineer | Ajin Fan |
| Factor | BBHA 9120D_01167 | Polarity | Horizontal |
| EUT | Bluetooth Module | Test Voltage | DC 3.3V |
| Test Mode | Transmit by 2DH5 at 2480MHz | | |

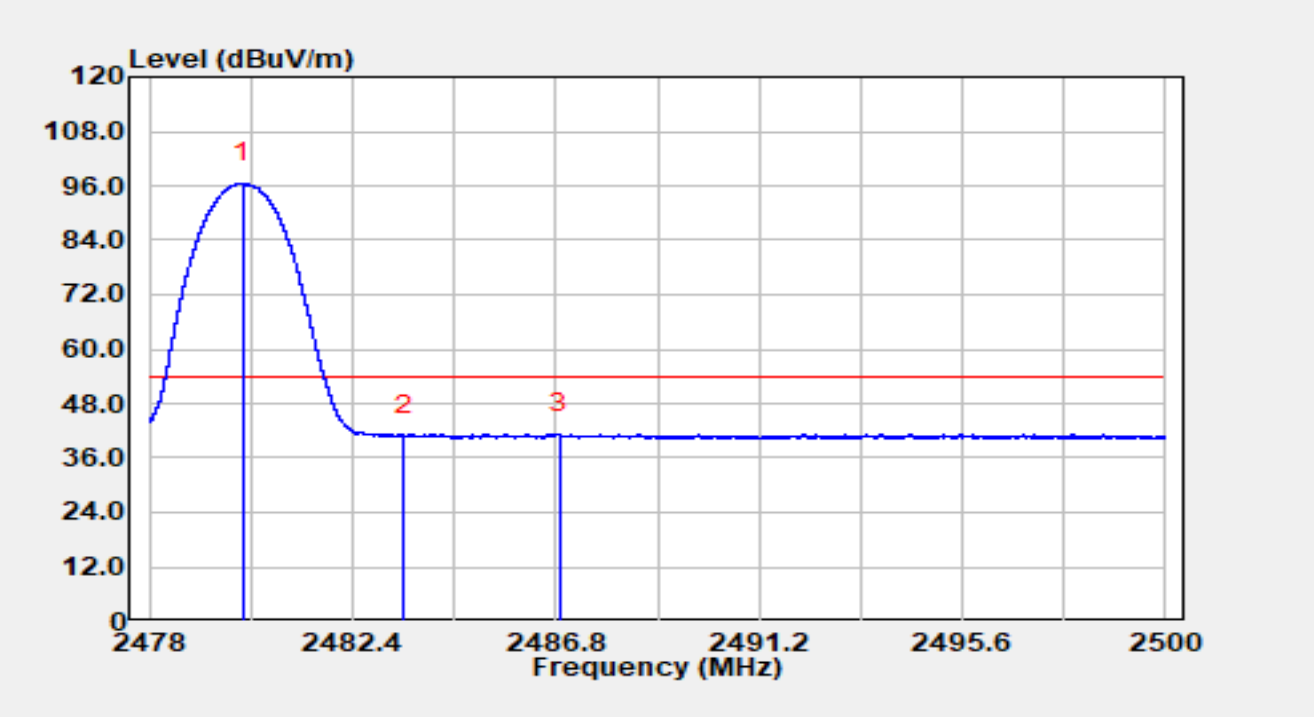


| No | Mark | Frequency (MHz) | Reading (dBμV) | C.F (dB/m) | Measurement (dBμV/m) | Margin (dB) | Limit (dBμV/m) | Detector |
|---|---|---|---|---|---|---|---|---|
| 1 | | 2480.03 | 64.68 | 31.80 | 96.48 | N/A | N/A | Average |
| 2 | | 2483.50 | 9.16 | 31.81 | 40.96 | -13.04 | 54.00 | Average |
| 3 | * | 2486.87 | 9.62 | 31.81 | 41.43 | -12.57 | 54.00 | Average |

Notes:

1. " * ", means this data is the worst emission level.

2. C.F (dB/m) = Antenna Factor (dB/m) + Cable Loss (dB).

3. Measurement (dBμV/m) = Reading (dBμV) + C.F (dB/m).

| | | | |
|---|---|---|---|
| Site | WZ-AC1 | Test Date | 2025-02-21 |
| Temperature | 20.2 °C | Humidity | 35.2 % |
| Limit | FCC_2.4G_RE (3m) | Test Engineer | Ajin Fan |
| Factor | BBHA 9120D_01167 | Polarity | Vertical |
| EUT | Bluetooth Module | Test Voltage | DC 3.3V |
| Test Mode | Transmit by 2DH5 at 2480MHz | | |

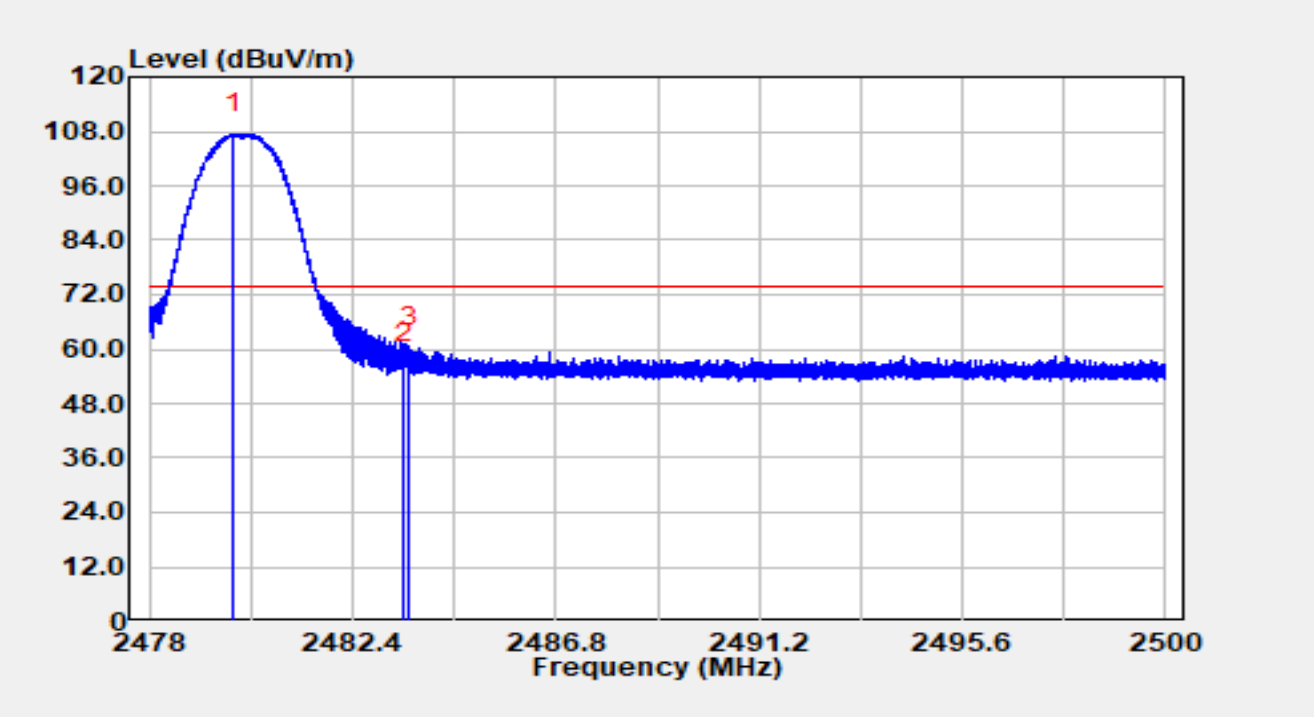


| No | Mark | Frequency (MHz) | Reading (dBμV) | C.F (dB/m) | Measurement (dBμV/m) | Margin (dB) | Limit (dBμV/m) | Detector |
|---|---|---|---|---|---|---|---|---|
| 1 | | 2479.84 | 75.63 | 31.80 | 107.43 | N/A | N/A | Peak |
| 2 | | 2483.50 | 25.23 | 31.81 | 57.03 | -16.97 | 74.00 | Peak |
| 3 | * | 2483.63 | 28.75 | 31.81 | 60.56 | -13.44 | 74.00 | Peak |

Notes:

1. " * ", means this data is the worst emission level.

2. C.F (dB/m) = Antenna Factor (dB/m) + Cable Loss (dB).

3. Measurement (dBμV/m) = Reading (dBμV) + C.F (dB/m).

| | | | |
|---|---|---|---|
| Site | WZ-AC1 | Test Date | 2025-02-21 |
| Temperature | 20.2 °C | Humidity | 35.2 % |
| Limit | FCC_2.4G_RE (3m) | Test Engineer | Ajin Fan |
| Factor | BBHA 9120D_01167 | Polarity | Vertical |
| EUT | Bluetooth Module | Test Voltage | DC 3.3V |
| Test Mode | Transmit by 2DH5 at 2480MHz | | |

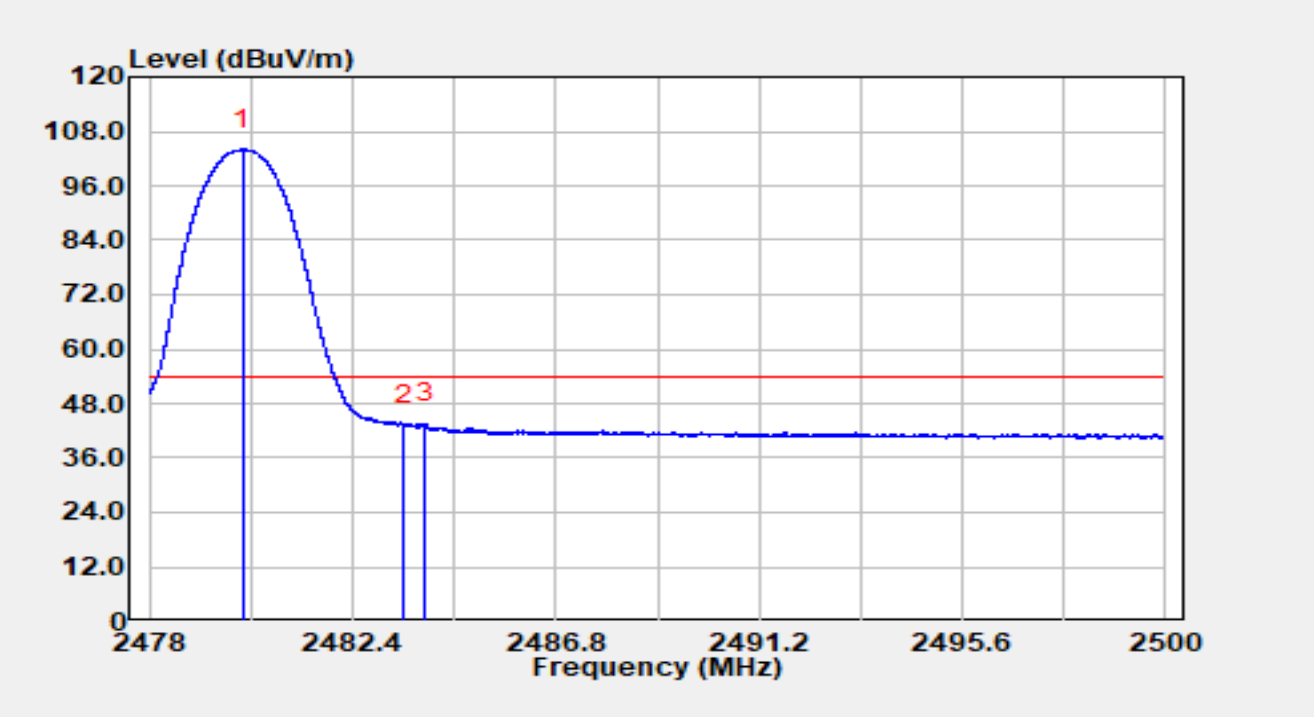


| No | Mark | Frequency (MHz) | Reading (dBμV) | C.F (dB/m) | Measurement (dBμV/m) | Margin (dB) | Limit (dBμV/m) | Detector |
|---|---|---|---|---|---|---|---|---|
| 1 | | 2480.03 | 72.22 | 31.80 | 104.02 | N/A | N/A | Average |
| 2 | | 2483.50 | 11.57 | 31.81 | 43.38 | -10.62 | 54.00 | Average |
| 3 | * | 2483.98 | 11.69 | 31.81 | 43.50 | -10.50 | 54.00 | Average |

Notes:

1. " * ", means this data is the worst emission level.

2. C.F (dB/m) = Antenna Factor (dB/m) + Cable Loss (dB).

3. Measurement (dBμV/m) = Reading (dBμV) + C.F (dB/m).

| | | | |
|---|---|---|---|
| Site | WZ-AC1 | Test Date | 2025-02-21 |
| Temperature | 20.2 °C | Humidity | 35.2 % |
| Limit | FCC_2.4G_RE (3m) | Test Engineer | Ajin Fan |
| Factor | BBHA 9120D_01167 | Polarity | Horizontal |
| EUT | Bluetooth Module | Test Voltage | DC 3.3V |
| Test Mode | Transmit by 3DH5 at 2402MHz | | |

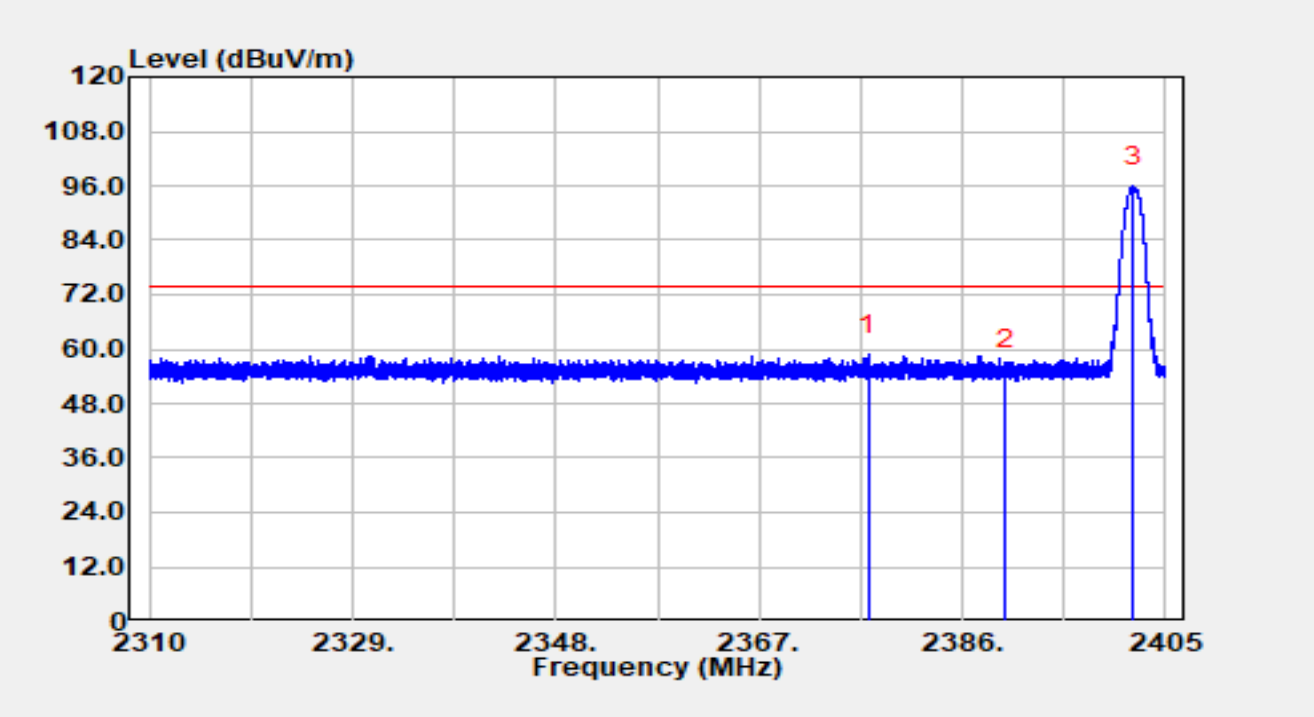


| No | Mark | Frequency (MHz) | Reading (dBμV) | C.F (dB/m) | Measurement (dBμV/m) | Margin (dB) | Limit (dBμV/m) | Detector |
|---|---|---|---|---|---|---|---|---|
| 1 | * | 2377.18 | 26.84 | 31.97 | 58.81 | -15.19 | 74.00 | Peak |
| 2 | | 2390.00 | 23.53 | 31.96 | 55.49 | -18.51 | 74.00 | Peak |
| 3 | | 2401.99 | 63.89 | 31.90 | 95.78 | N/A | N/A | Peak |

Notes:

1. " * ", means this data is the worst emission level.

2. C.F (dB/m) = Antenna Factor (dB/m) + Cable Loss (dB).

3. Measurement (dBμV/m) = Reading (dBμV) + C.F (dB/m).

| | | | |
|---|---|---|---|
| Site | WZ-AC1 | Test Date | 2025-02-21 |
| Temperature | 20.2 °C | Humidity | 35.2 % |
| Limit | FCC_2.4G_RE (3m) | Test Engineer | Ajin Fan |
| Factor | BBHA 9120D_01167 | Polarity | Horizontal |
| EUT | Bluetooth Module | Test Voltage | DC 3.3V |
| Test Mode | Transmit by 3DH5 at 2402MHz | | |

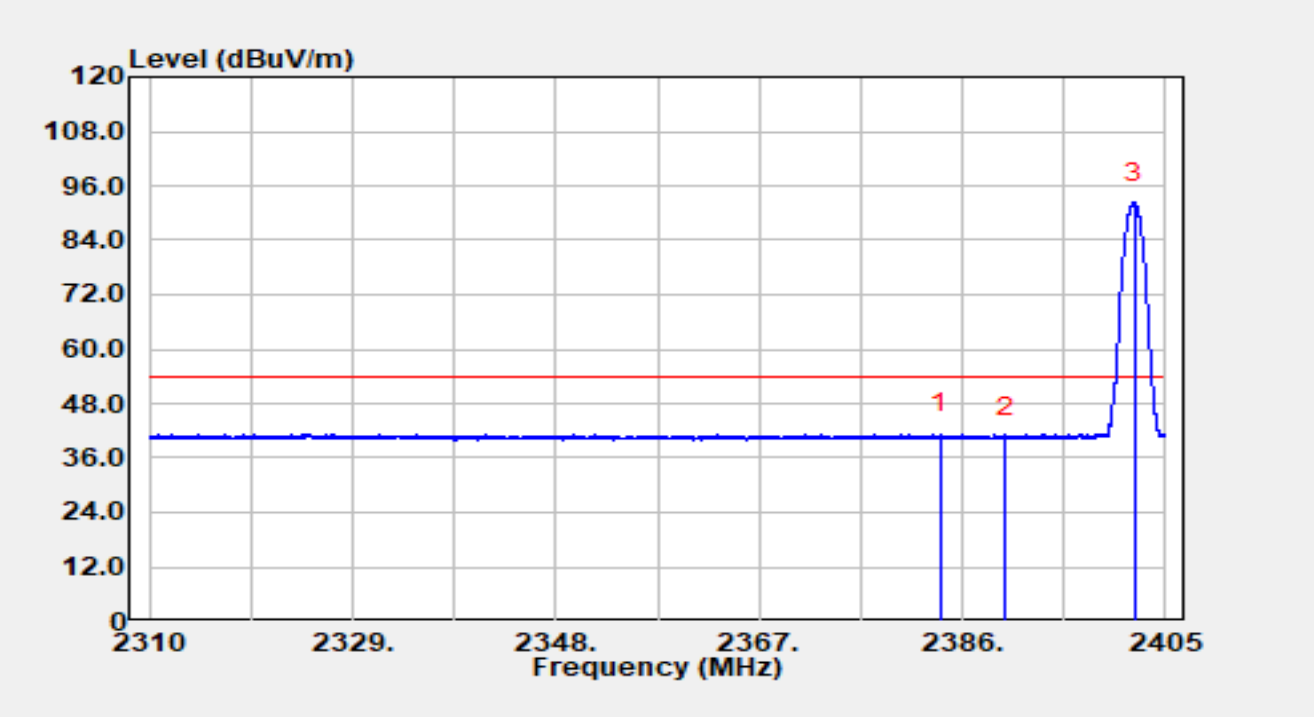


| No | Mark | Frequency (MHz) | Reading (dBμV) | C.F (dB/m) | Measurement (dBμV/m) | Margin (dB) | Limit (dBμV/m) | Detector |
|---|---|---|---|---|---|---|---|---|
| 1 | * | 2383.93 | 9.38 | 31.97 | 41.35 | -12.65 | 54.00 | Average |
| 2 | | 2390.00 | 8.59 | 31.96 | 40.55 | -13.45 | 54.00 | Average |
| 3 | | 2402.06 | 60.39 | 31.90 | 92.28 | N/A | N/A | Average |

Notes:

1. " * ", means this data is the worst emission level.

2. C.F (dB/m) = Antenna Factor (dB/m) + Cable Loss (dB).

3. Measurement (dBμV/m) = Reading (dBμV) + C.F (dB/m).

| | | | |
|---|---|---|---|
| Site | WZ-AC1 | Test Date | 2025-02-21 |
| Temperature | 20.2 °C | Humidity | 35.2 % |
| Limit | FCC_2.4G_RE (3m) | Test Engineer | Ajin Fan |
| Factor | BBHA 9120D_01167 | Polarity | Vertical |
| EUT | Bluetooth Module | Test Voltage | DC 3.3V |
| Test Mode | Transmit by 3DH5 at 2402MHz | | |

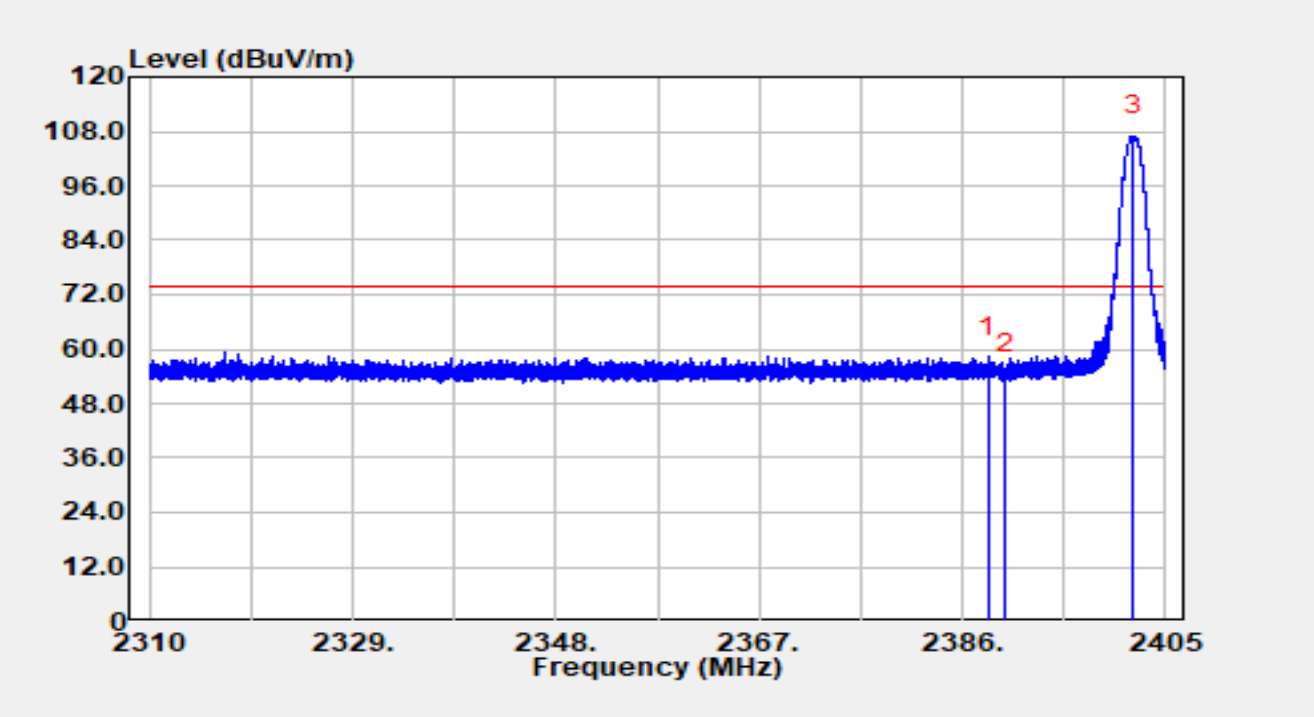


| No | Mark | Frequency (MHz) | Reading (dBμV) | C.F (dB/m) | Measurement (dBμV/m) | Margin (dB) | Limit (dBμV/m) | Detector |
|---|---|---|---|---|---|---|---|---|
| 1 | * | 2388.48 | 26.34 | 31.96 | 58.30 | -15.70 | 74.00 | Peak |
| 2 | | 2390.00 | 22.44 | 31.96 | 54.40 | -19.60 | 74.00 | Peak |
| 3 | | 2402.00 | 75.10 | 31.90 | 106.99 | N/A | N/A | Peak |

Notes:

1. " * ", means this data is the worst emission level.

2. C.F (dB/m) = Antenna Factor (dB/m) + Cable Loss (dB).

3. Measurement (dBμV/m) = Reading (dBμV) + C.F (dB/m).

| | | | |
|---|---|---|---|
| Site | WZ-AC1 | Test Date | 2025-02-21 |
| Temperature | 20.2 °C | Humidity | 35.2 % |
| Limit | FCC_2.4G_RE (3m) | Test Engineer | Ajin Fan |
| Factor | BBHA 9120D_01167 | Polarity | Vertical |
| EUT | Bluetooth Module | Test Voltage | DC 3.3V |
| Test Mode | Transmit by 3DH5 at 2402MHz | | |

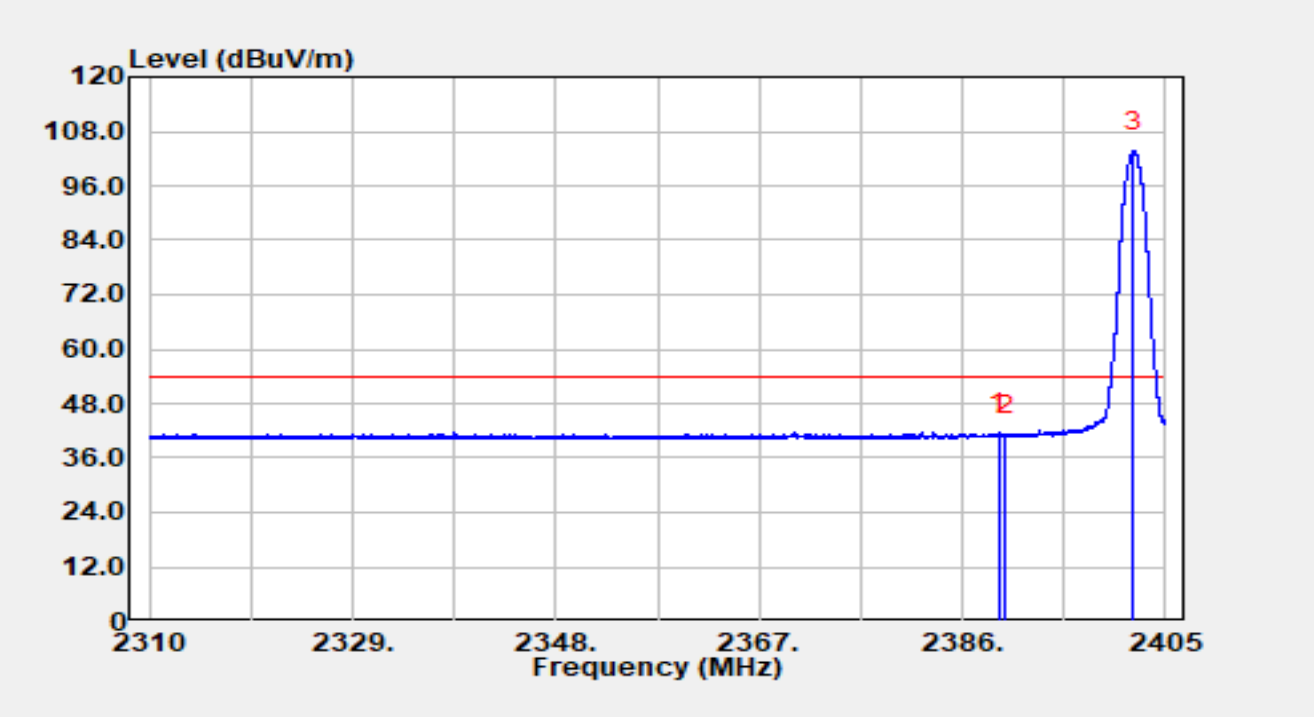


| No | Mark | Frequency (MHz) | Reading (dBμV) | C.F (dB/m) | Measurement (dBμV/m) | Margin (dB) | Limit (dBμV/m) | Detector |
|---|---|---|---|---|---|---|---|---|
| 1 | * | 2389.41 | 9.61 | 31.96 | 41.57 | -12.43 | 54.00 | Average |
| 2 | | 2390.00 | 8.86 | 31.96 | 40.82 | -13.18 | 54.00 | Average |
| 3 | | 2402.00 | 71.73 | 31.90 | 103.63 | N/A | N/A | Average |

Notes:

1. " * ", means this data is the worst emission level.
2. C.F (dB/m) = Antenna Factor (dB/m) + Cable Loss (dB).
3. Measurement (dBμV/m) = Reading (dBμV) + C.F (dB/m).

| | | | |
|---|---|---|---|
| Site | WZ-AC1 | Test Date | 2025-02-21 |
| Temperature | 20.2 °C | Humidity | 35.2 % |
| Limit | FCC_2.4G_RE (3m) | Test Engineer | Ajin Fan |
| Factor | BBHA 9120D_01167 | Polarity | Horizontal |
| EUT | Bluetooth Module | Test Voltage | DC 3.3V |
| Test Mode | Transmit by 3DH5 at 2480MHz | | |

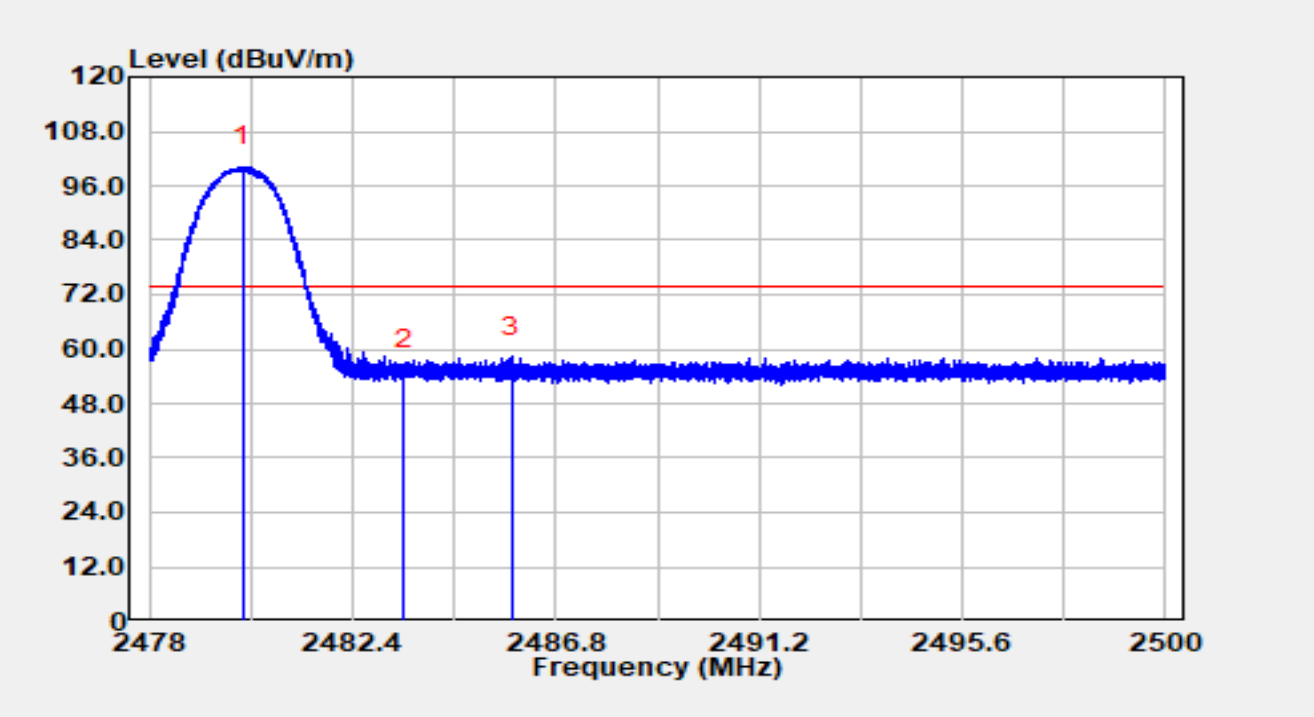


| No | Mark | Frequency (MHz) | Reading (dBμV) | C.F (dB/m) | Measurement (dBμV/m) | Margin (dB) | Limit (dBμV/m) | Detector |
|---|---|---|---|---|---|---|---|---|
| 1 | | 2480.04 | 68.29 | 31.80 | 100.10 | N/A | N/A | Peak |
| 2 | | 2483.50 | 23.52 | 31.81 | 55.33 | -18.67 | 74.00 | Peak |
| 3 | * | 2485.83 | 26.39 | 31.81 | 58.20 | -15.80 | 74.00 | Peak |

Notes:

1. " * ", means this data is the worst emission level.

2. C.F (dB/m) = Antenna Factor (dB/m) + Cable Loss (dB).

3. Measurement (dBμV/m) = Reading (dBμV) + C.F (dB/m).

| | | | |
|---|---|---|---|
| Site | WZ-AC1 | Test Date | 2025-02-21 |
| Temperature | 20.2 °C | Humidity | 35.2 % |
| Limit | FCC_2.4G_RE (3m) | Test Engineer | Ajin Fan |
| Factor | BBHA 9120D_01167 | Polarity | Horizontal |
| EUT | Bluetooth Module | Test Voltage | DC 3.3V |
| Test Mode | Transmit by 3DH5 at 2480MHz | | |

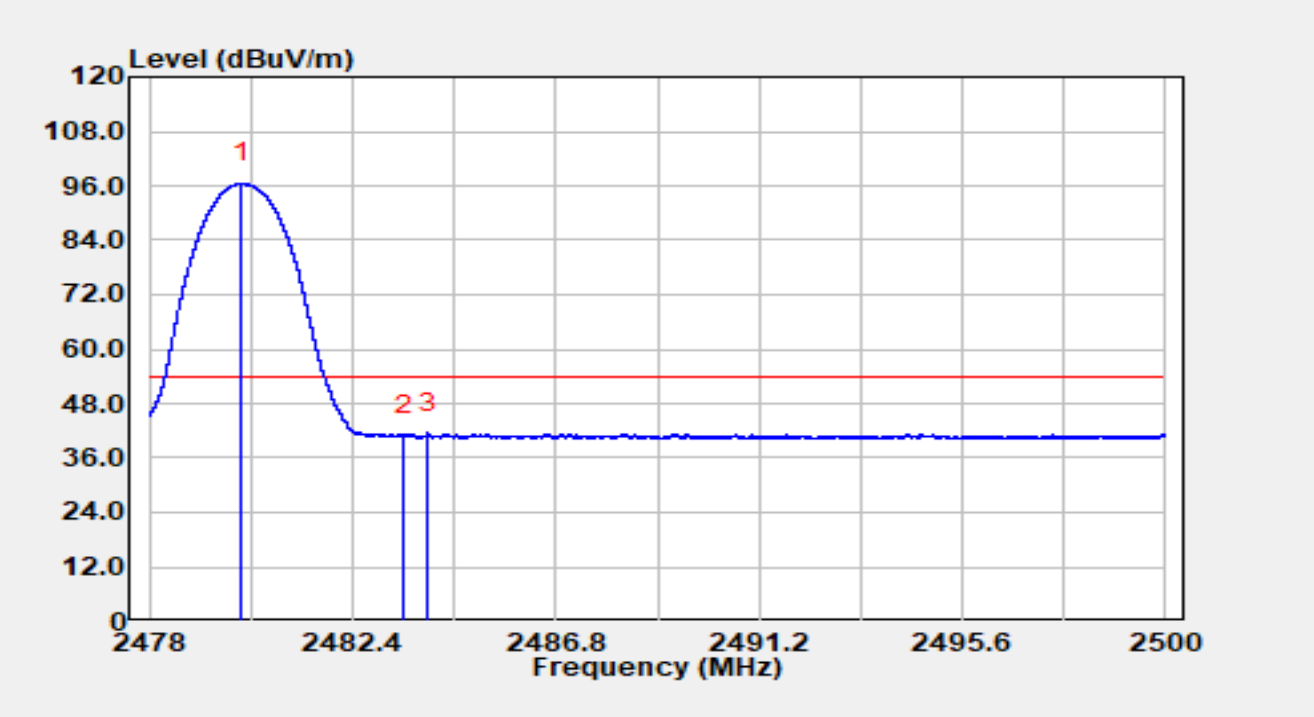


| No | Mark | Frequency (MHz) | Reading (dBμV) | C.F (dB/m) | Measurement (dBμV/m) | Margin (dB) | Limit (dBμV/m) | Detector |
|---|---|---|---|---|---|---|---|---|
| 1 | | 2479.98 | 64.73 | 31.80 | 96.53 | N/A | N/A | Average |
| 2 | | 2483.50 | 9.07 | 31.81 | 40.88 | -13.12 | 54.00 | Average |
| 3 | * | 2484.04 | 9.66 | 31.81 | 41.47 | -12.53 | 54.00 | Average |

Notes:

1. " * ", means this data is the worst emission level.
2. C.F (dB/m) = Antenna Factor (dB/m) + Cable Loss (dB).
3. Measurement (dBμV/m) = Reading (dBμV) + C.F (dB/m).

| | | | |
|---|---|---|---|
| Site | WZ-AC1 | Test Date | 2025-02-21 |
| Temperature | 20.2 °C | Humidity | 35.2 % |
| Limit | FCC_2.4G_RE (3m) | Test Engineer | Ajin Fan |
| Factor | BBHA 9120D_01167 | Polarity | Vertical |
| EUT | Bluetooth Module | Test Voltage | DC 3.3V |
| Test Mode | Transmit by 3DH5 at 2480MHz | | |

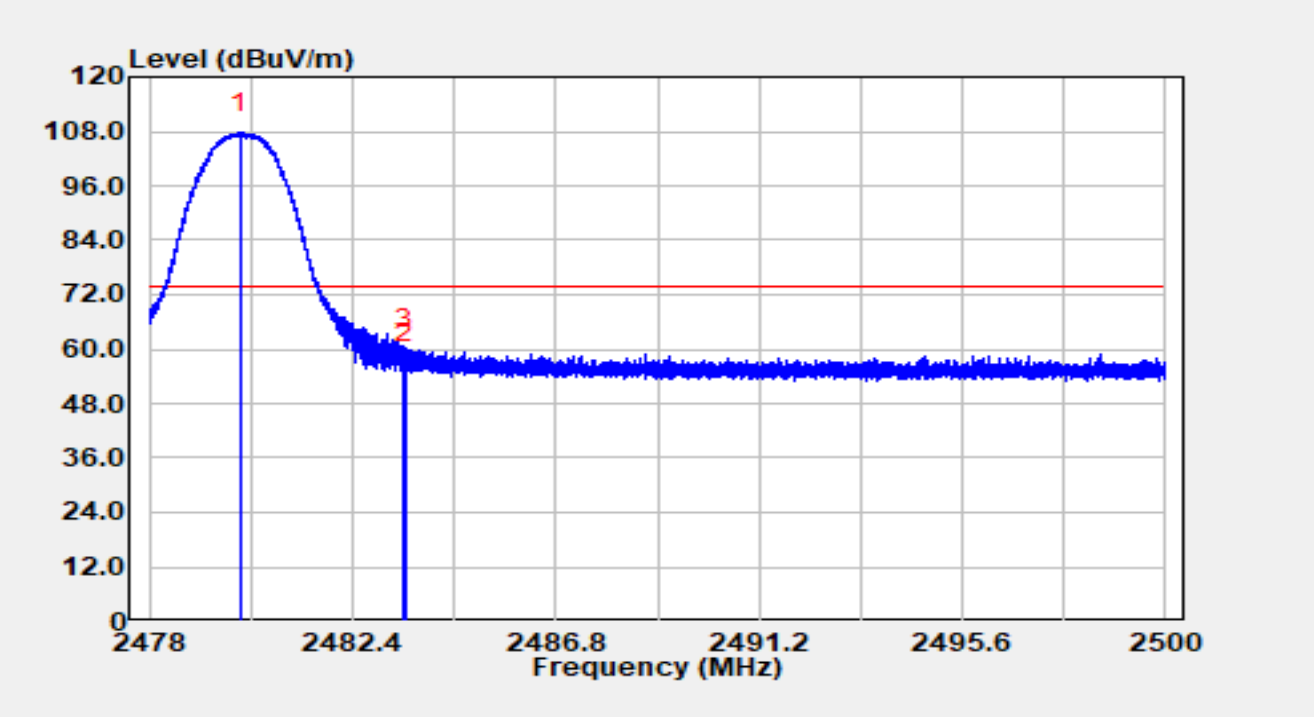


| No | Mark | Frequency (MHz) | Reading (dBμV) | C.F (dB/m) | Measurement (dBμV/m) | Margin (dB) | Limit (dBμV/m) | Detector |
|---|---|---|---|---|---|---|---|---|
| 1 | | 2479.95 | 75.80 | 31.80 | 107.61 | N/A | N/A | Peak |
| 2 | | 2483.50 | 25.01 | 31.81 | 56.82 | -17.18 | 74.00 | Peak |
| 3 | * | 2483.53 | 28.23 | 31.81 | 60.04 | -13.96 | 74.00 | Peak |

Notes:

1. " * ", means this data is the worst emission level.
2. C.F (dB/m) = Antenna Factor (dB/m) + Cable Loss (dB).
3. Measurement (dBμV/m) = Reading (dBμV) + C.F (dB/m).

| | | | |
|---|---|---|---|
| Site | WZ-AC1 | Test Date | 2025-02-21 |
| Temperature | 20.2 °C | Humidity | 35.2 % |
| Limit | FCC_2.4G_RE (3m) | Test Engineer | Ajin Fan |
| Factor | BBHA 9120D_01167 | Polarity | Vertical |
| EUT | Bluetooth Module | Test Voltage | DC 3.3V |
| Test Mode | Transmit by 3DH5 at 2480MHz | | |

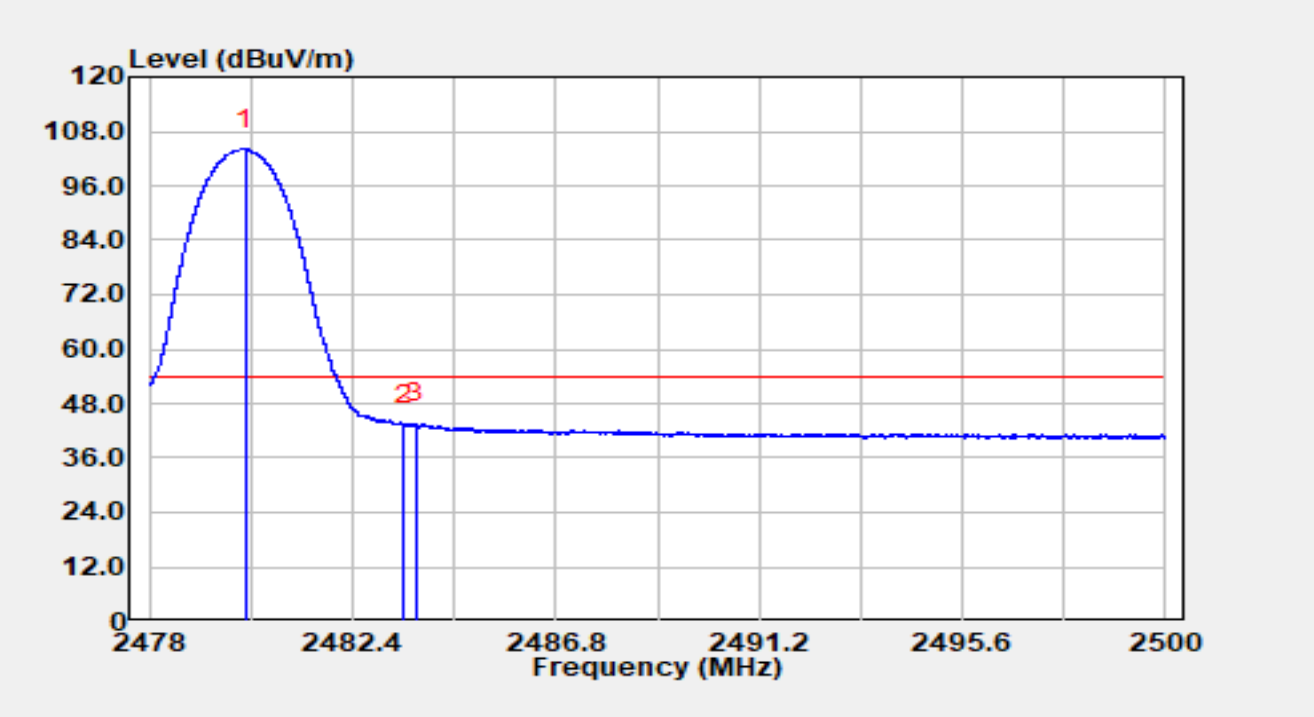


| No | Mark | Frequency (MHz) | Reading (dBμV) | C.F (dB/m) | Measurement (dBμV/m) | Margin (dB) | Limit (dBμV/m) | Detector |
|---|---|---|---|---|---|---|---|---|
| 1 | | 2480.08 | 72.24 | 31.80 | 104.04 | N/A | N/A | Average |
| 2 | | 2483.50 | 11.45 | 31.81 | 43.25 | -10.75 | 54.00 | Average |
| 3 | * | 2483.76 | 11.84 | 31.81 | 43.64 | -10.36 | 54.00 | Average |

Notes:

1. " * ", means this data is the worst emission level.
2. C.F (dB/m) = Antenna Factor (dB/m) + Cable Loss (dB).
3. Measurement (dBμV/m) = Reading (dBμV) + C.F (dB/m).

**Antenna #2**

| | | | |
|---|---|---|---|
| Site | WJ-AC2 | Test Date | 2025-03-29 |
| Temperature | 19.6 °C | Humidity | 41.3 % |
| Limit | FCC_Part 15_Band Edge (3m) | Test Engineer | Carl Jiang |
| Factor | DRH18-E_07105 | Polarity | Horizontal |
| EUT | Bluetooth Module | Test Voltage | DC 3.3V |
| Test Mode | Transmit by DH5 at 2402MHz | | |

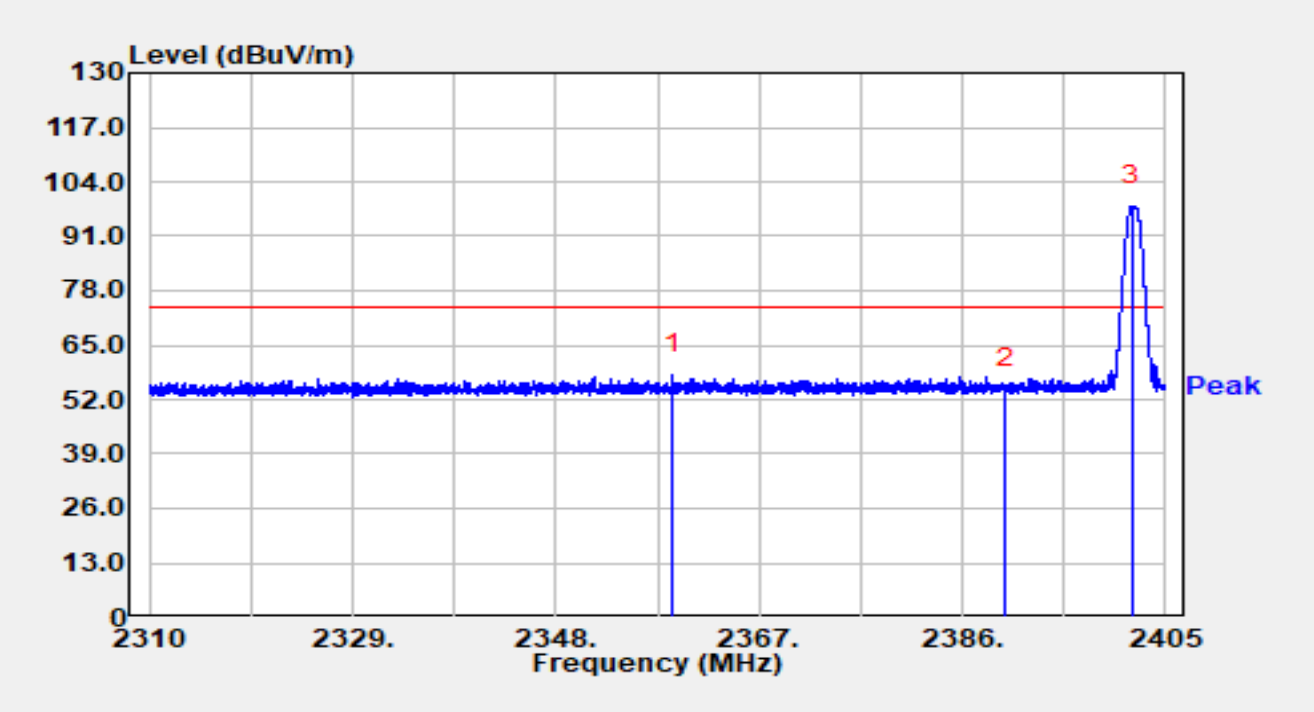


| No | Mark | Frequency (MHz) | Reading (dBµV) | C.F (dB/m) | Measurement (dBµV/m) | Margin (dB) | Limit (dBµV/m) | Detector |
|---|---|---|---|---|---|---|---|---|
| 1 | * | 2358.916 | 28.54 | 29.54 | 58.08 | -15.92 | 74.00 | Peak |
| 2 | | 2390.000 | 24.97 | 29.59 | 54.56 | -19.44 | 74.00 | Peak |
| 3 | | 2401.836 | 68.53 | 29.64 | 98.16 | N/A | N/A | Peak |

Notes:

1. " * ", means this data is the worst emission level.

2. C.F (dB/m) = Antenna Factor (dB/m) + Cable Loss (dB).

3. Measurement (dBµV/m) = Reading (dBµV) + C.F (dB/m).

| | | | |
|---|---|---|---|
| Site | WJ-AC2 | Test Date | 2025-03-29 |
| Temperature | 19.6 °C | Humidity | 41.3 % |
| Limit | FCC_Part 15_Band Edge (3m) | Test Engineer | Carl Jiang |
| Factor | DRH18-E_07105 | Polarity | Horizontal |
| EUT | Bluetooth Module | Test Voltage | DC 3.3V |
| Test Mode | Transmit by DH5 at 2402MHz | | |

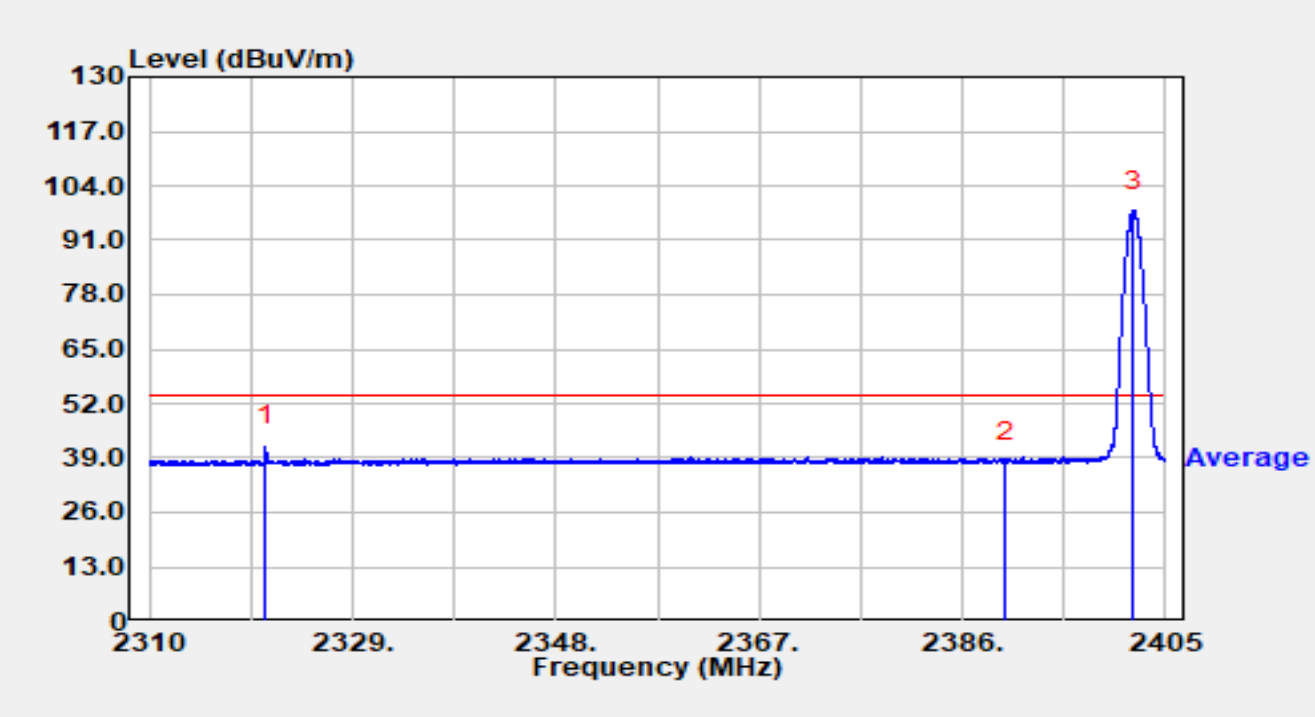


| No | Mark | Frequency (MHz) | Reading (dBμV) | C.F (dB/m) | Measurement (dBμV/m) | Margin (dB) | Limit (dBμV/m) | Detector |
|---|---|---|---|---|---|---|---|---|
| 1 | * | 2320.868 | 12.35 | 29.44 | 41.79 | -12.21 | 54.00 | Average |
| 2 | | 2390.000 | 8.40 | 29.59 | 37.99 | -16.01 | 54.00 | Average |
| 3 | | 2402.017 | 68.39 | 29.64 | 98.03 | N/A | N/A | Average |

Notes:

1. " * ", means this data is the worst emission level.

2. C.F (dB/m) = Antenna Factor (dB/m) + Cable Loss (dB).

3. Measurement (dBμV/m) = Reading (dBμV) + C.F (dB/m).

| | | | |
|---|---|---|---|
| Site | WJ-AC2 | Test Date | 2025-03-29 |
| Temperature | 19.6 °C | Humidity | 41.3 % |
| Limit | FCC_Part 15_Band Edge (3m) | Test Engineer | Carl Jiang |
| Factor | DRH18-E_07105 | Polarity | Vertical |
| EUT | Bluetooth Module | Test Voltage | DC 3.3V |
| Test Mode | Transmit by DH5 at 2402MHz | | |

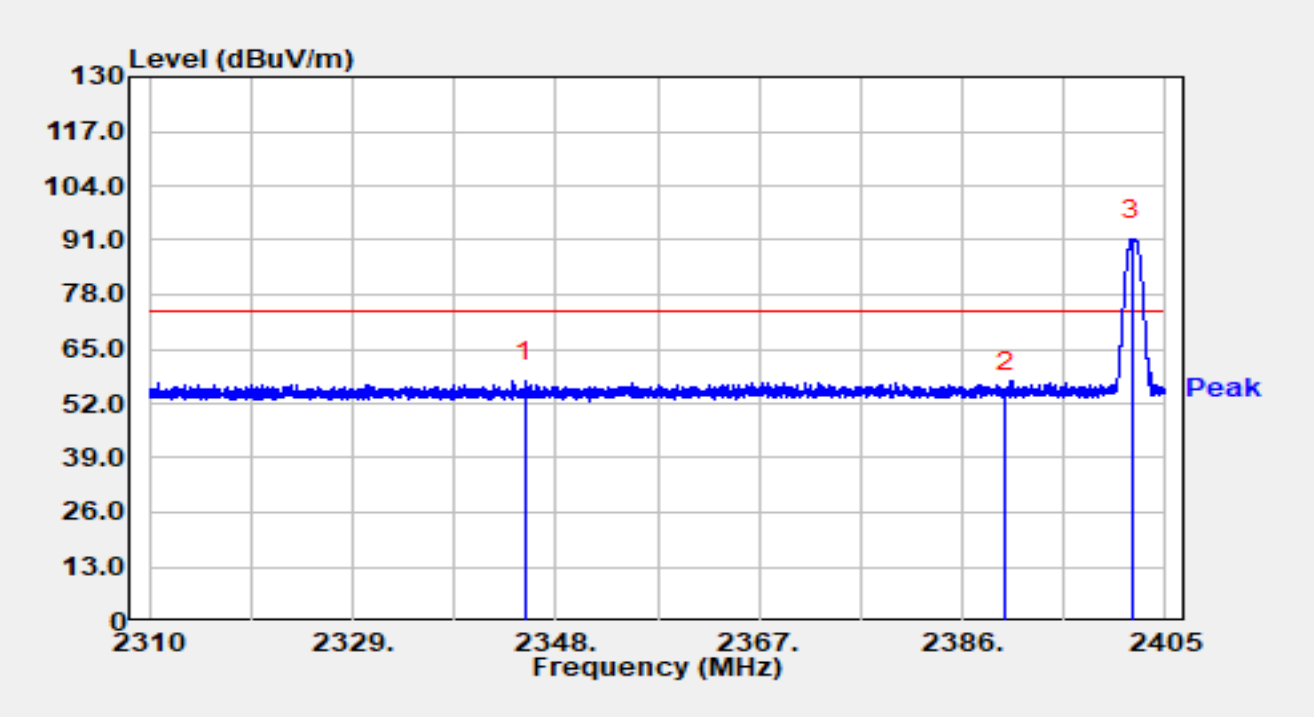


| No | Mark | Frequency (MHz) | Reading (dBμV) | C.F (dB/m) | Measurement (dBμV/m) | Margin (dB) | Limit (dBμV/m) | Detector |
|---|---|---|---|---|---|---|---|---|
| 1 | * | 2345.169 | 27.70 | 29.50 | 57.20 | -16.80 | 74.00 | Peak |
| 2 | | 2390.000 | 25.23 | 29.59 | 54.82 | -19.18 | 74.00 | Peak |
| 3 | | 2401.846 | 61.48 | 29.64 | 91.12 | N/A | N/A | Peak |

Notes:

1. " * ", means this data is the worst emission level.

2. C.F (dB/m) = Antenna Factor (dB/m) + Cable Loss (dB).

3. Measurement (dBμV/m) = Reading (dBμV) + C.F (dB/m).

| | | | |
|---|---|---|---|
| Site | WJ-AC2 | Test Date | 2025-03-29 |
| Temperature | 19.6 °C | Humidity | 41.3 % |
| Limit | FCC_Part 15_Band Edge (3m) | Test Engineer | Carl Jiang |
| Factor | DRH18-E_07105 | Polarity | Vertical |
| EUT | Bluetooth Module | Test Voltage | DC 3.3V |
| Test Mode | Transmit by DH5 at 2402MHz | | |

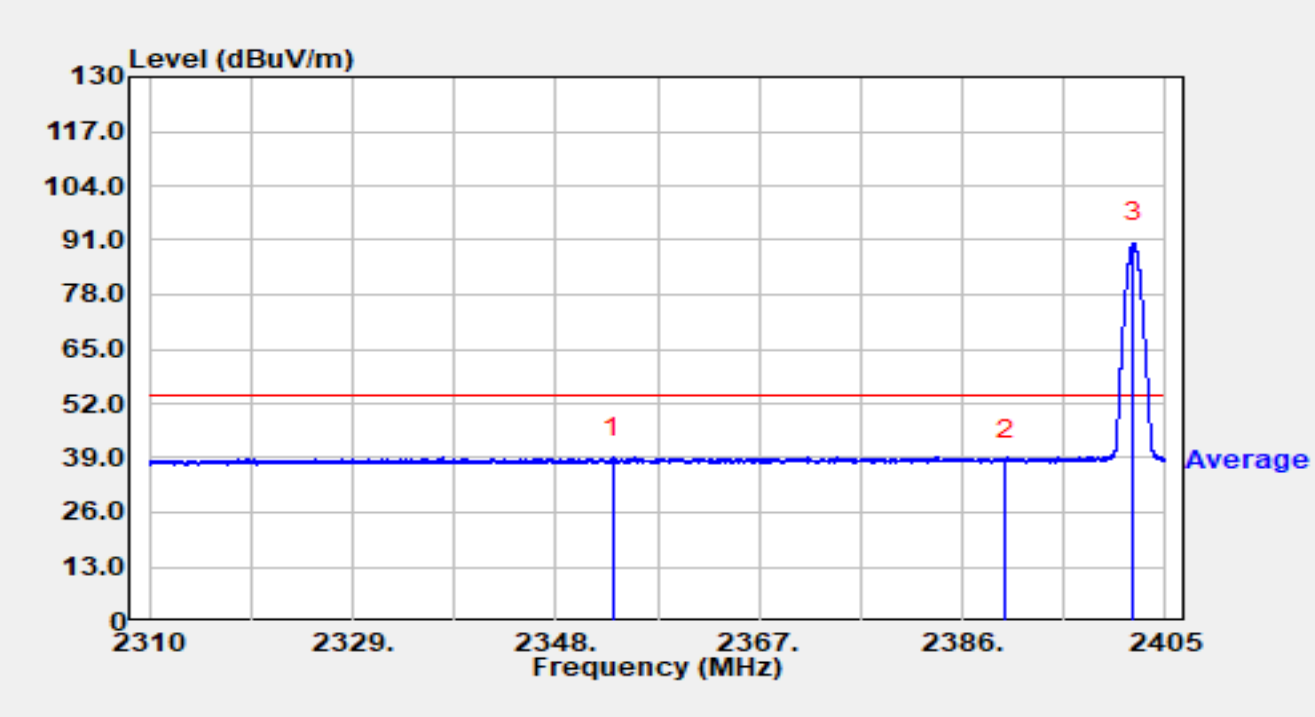


| No | Mark | Frequency (MHz) | Reading (dBμV) | C.F (dB/m) | Measurement (dBμV/m) | Margin (dB) | Limit (dBμV/m) | Detector |
|---|---|---|---|---|---|---|---|---|
| 1 | * | 2353.311 | 9.71 | 29.52 | 39.23 | -14.77 | 54.00 | Average |
| 2 | | 2390.000 | 9.11 | 29.59 | 38.70 | -15.30 | 54.00 | Average |
| 3 | | 2402.008 | 60.74 | 29.64 | 90.38 | N/A | N/A | Average |

Notes:

1. " * ", means this data is the worst emission level.

2. C.F (dB/m) = Antenna Factor (dB/m) + Cable Loss (dB).

3. Measurement (dBμV/m) = Reading (dBμV) + C.F (dB/m).

| | | | |
|---|---|---|---|
| Site | WJ-AC2 | Test Date | 2025-03-29 |
| Temperature | 19.6 °C | Humidity | 41.3 % |
| Limit | FCC_Part 15_Band Edge (3m) | Test Engineer | Carl Jiang |
| Factor | DRH18-E_07105 | Polarity | Horizontal |
| EUT | Bluetooth Module | Test Voltage | DC 3.3V |
| Test Mode | Transmit by DH5 at 2480MHz | | |

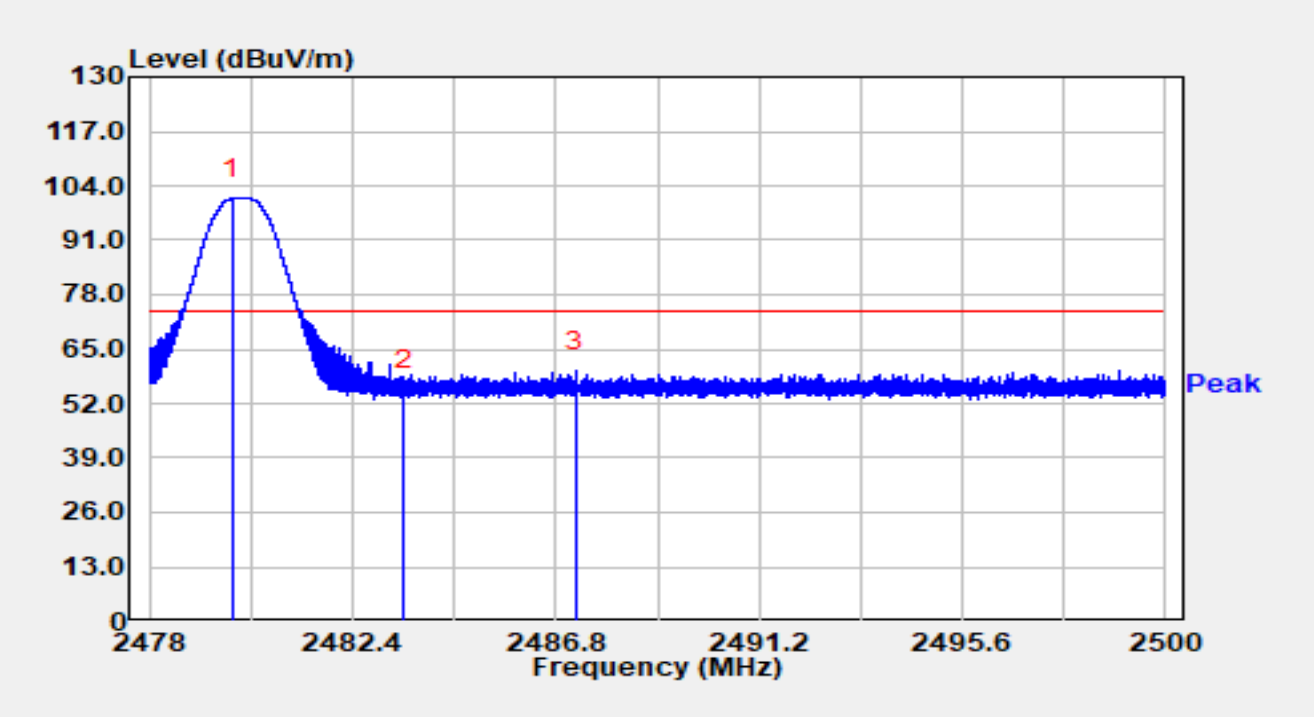


| No | Mark | Frequency (MHz) | Reading (dBμV) | C.F (dB/m) | Measurement (dBμV/m) | Margin (dB) | Limit (dBμV/m) | Detector |
|---|---|---|---|---|---|---|---|---|
| 1 | | 2479.804 | 71.27 | 29.75 | 101.02 | N/A | N/A | Peak |
| 2 | | 2483.500 | 25.20 | 29.76 | 54.97 | -19.03 | 74.00 | Peak |
| 3 | * | 2487.225 | 29.94 | 29.78 | 59.72 | -14.28 | 74.00 | Peak |

Notes:

1. " * ", means this data is the worst emission level.

2. C.F (dB/m) = Antenna Factor (dB/m) + Cable Loss (dB).

3. Measurement (dBμV/m) = Reading (dBμV) + C.F (dB/m).

| | | | |
|---|---|---|---|
| Site | WJ-AC2 | Test Date | 2025-03-29 |
| Temperature | 19.6 °C | Humidity | 41.3 % |
| Limit | FCC_Part 15_Band Edge (3m) | Test Engineer | Carl Jiang |
| Factor | DRH18-E_07105 | Polarity | Horizontal |
| EUT | Bluetooth Module | Test Voltage | DC 3.3V |
| Test Mode | Transmit by DH5 at 2480MHz | | |

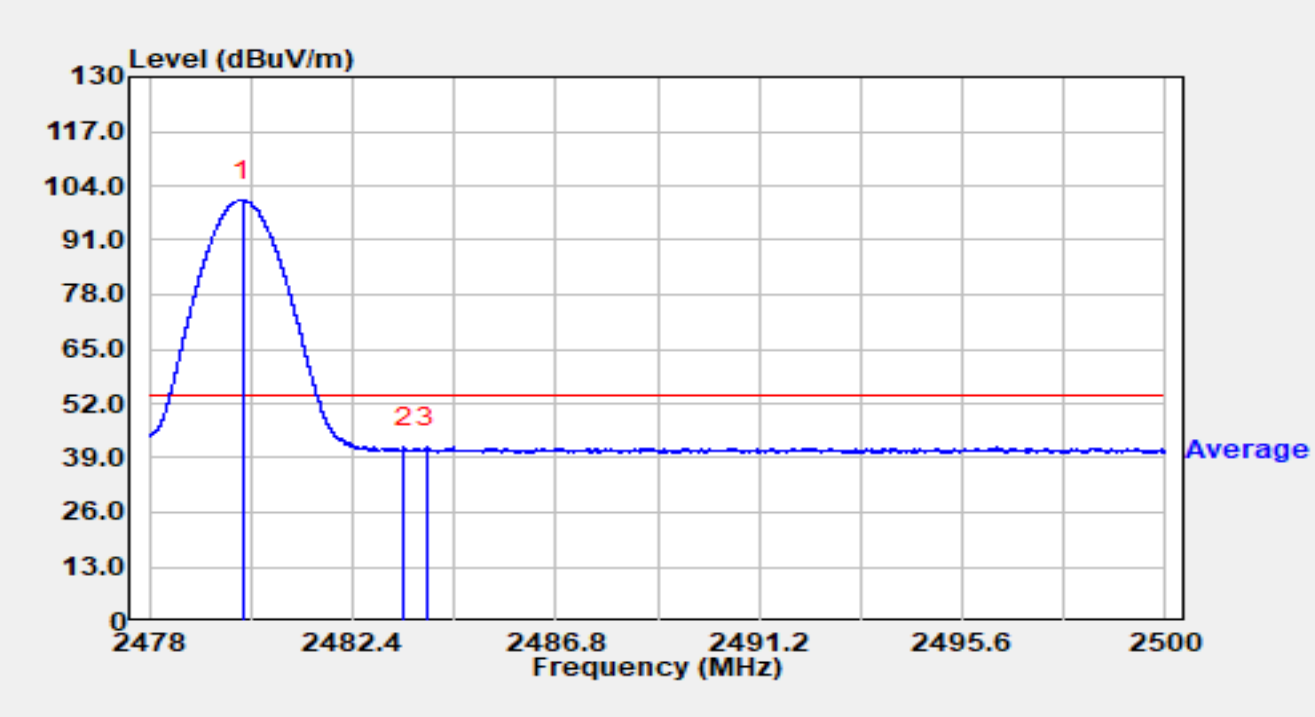


| No | Mark | Frequency (MHz) | Reading (dBμV) | C.F (dB/m) | Measurement (dBμV/m) | Margin (dB) | Limit (dBμV/m) | Detector |
|---|---|---|---|---|---|---|---|---|
| 1 | | 2480.028 | 70.81 | 29.75 | 100.56 | N/A | N/A | Average |
| 2 | | 2483.500 | 11.55 | 29.76 | 41.31 | -12.69 | 54.00 | Average |
| 3 | * | 2484.013 | 11.71 | 29.77 | 41.48 | -12.52 | 54.00 | Average |

Notes:

1. " * ", means this data is the worst emission level.
2. C.F (dB/m) = Antenna Factor (dB/m) + Cable Loss (dB).
3. Measurement (dBμV/m) = Reading (dBμV) + C.F (dB/m).

| | | | |
|---|---|---|---|
| Site | WJ-AC2 | Test Date | 2025-03-29 |
| Temperature | 19.6 °C | Humidity | 41.3 % |
| Limit | FCC_Part 15_Band Edge (3m) | Test Engineer | Carl Jiang |
| Factor | DRH18-E_07105 | Polarity | Vertical |
| EUT | Bluetooth Module | Test Voltage | DC 3.3V |
| Test Mode | Transmit by DH5 at 2480MHz | | |

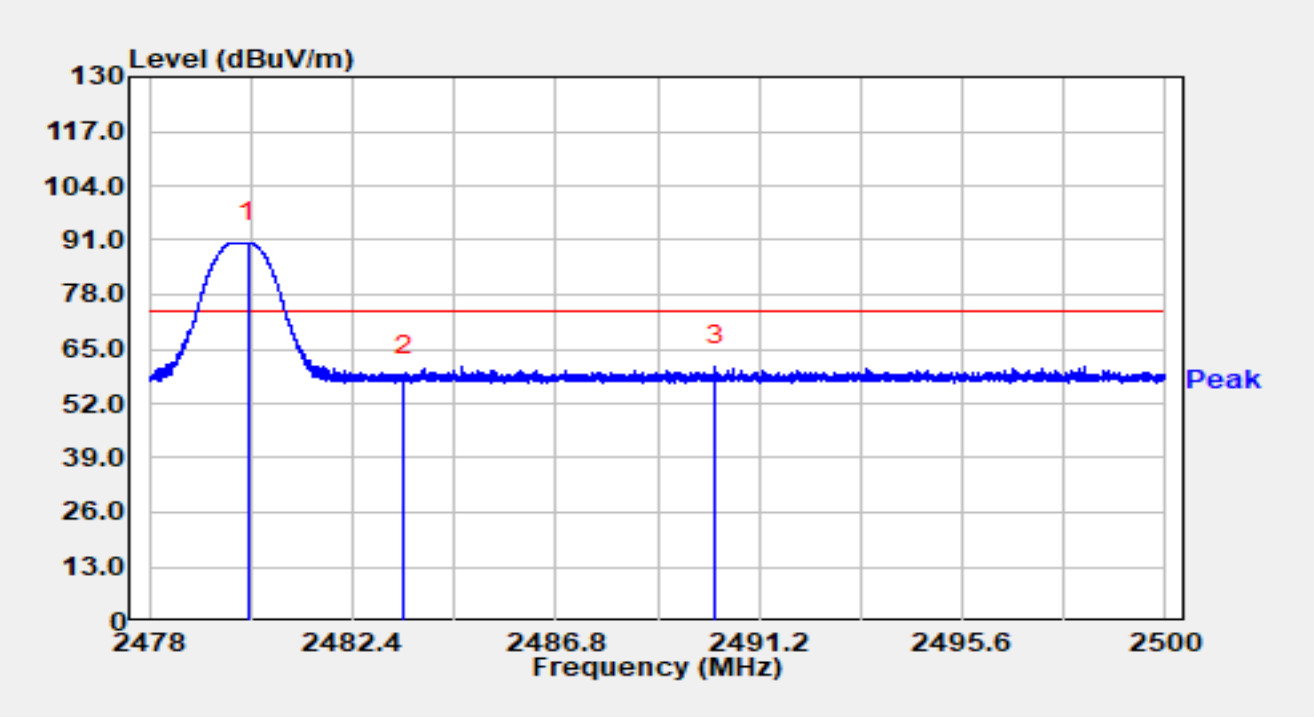


| No | Mark | Frequency (MHz) | Reading (dBμV) | C.F (dB/m) | Measurement (dBμV/m) | Margin (dB) | Limit (dBμV/m) | Detector |
|---|---|---|---|---|---|---|---|---|
| 1 | | 2480.145 | 60.70 | 29.75 | 90.46 | N/A | N/A | Peak |
| 2 | | 2483.500 | 28.63 | 29.76 | 58.39 | -15.61 | 74.00 | Peak |
| 3 | * | 2490.254 | 31.18 | 29.79 | 60.97 | -13.03 | 74.00 | Peak |

Notes:

1. " * ", means this data is the worst emission level.

2. C.F (dB/m) = Antenna Factor (dB/m) + Cable Loss (dB).

3. Measurement (dBμV/m) = Reading (dBμV) + C.F (dB/m).

| | | | |
|---|---|---|---|
| Site | WJ-AC2 | Test Date | 2025-03-29 |
| Temperature | 19.6 °C | Humidity | 41.3 % |
| Limit | FCC_Part 15_Band Edge (3m) | Test Engineer | Carl Jiang |
| Factor | DRH18-E_07105 | Polarity | Vertical |
| EUT | Bluetooth Module | Test Voltage | DC 3.3V |
| Test Mode | Transmit by DH5 at 2480MHz | | |

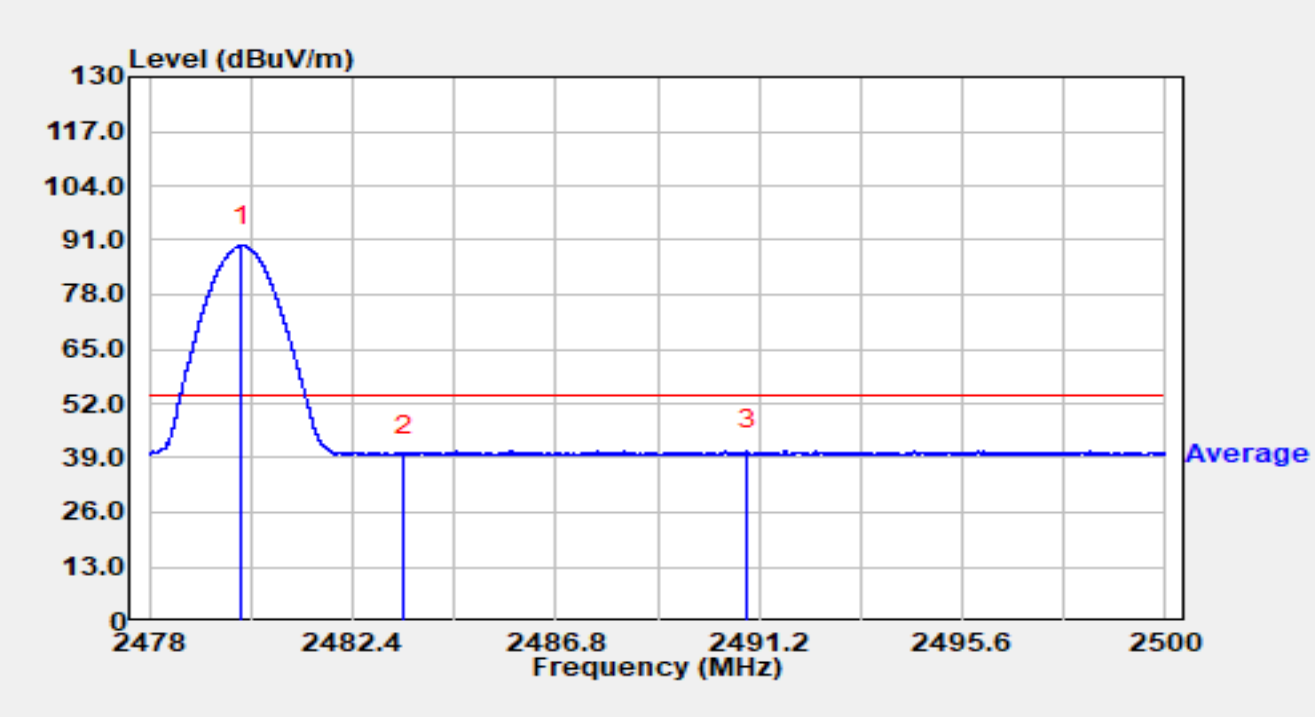


| No | Mark | Frequency (MHz) | Reading (dBμV) | C.F (dB/m) | Measurement (dBμV/m) | Margin (dB) | Limit (dBμV/m) | Detector |
|---|---|---|---|---|---|---|---|---|
| 1 | | 2480.009 | 59.99 | 29.75 | 89.74 | N/A | N/A | Average |
| 2 | | 2483.500 | 9.96 | 29.76 | 39.73 | -14.27 | 54.00 | Average |
| 3 | * | 2490.932 | 10.96 | 29.79 | 40.75 | -13.25 | 54.00 | Average |

Notes:

1. " * ", means this data is the worst emission level.

2. C.F (dB/m) = Antenna Factor (dB/m) + Cable Loss (dB).

3. Measurement (dBμV/m) = Reading (dBμV) + C.F (dB/m).

| | | | |
|---|---|---|---|
| Site | WJ-AC2 | Test Date | 2025-03-29 |
| Temperature | 19.6 °C | Humidity | 41.3 % |
| Limit | FCC_Part 15_Band Edge (3m) | Test Engineer | Carl Jiang |
| Factor | DRH18-E_07105 | Polarity | Horizontal |
| EUT | Bluetooth Module | Test Voltage | DC 3.3V |
| Test Mode | Transmit by 2DH5 at 2402MHz | | |

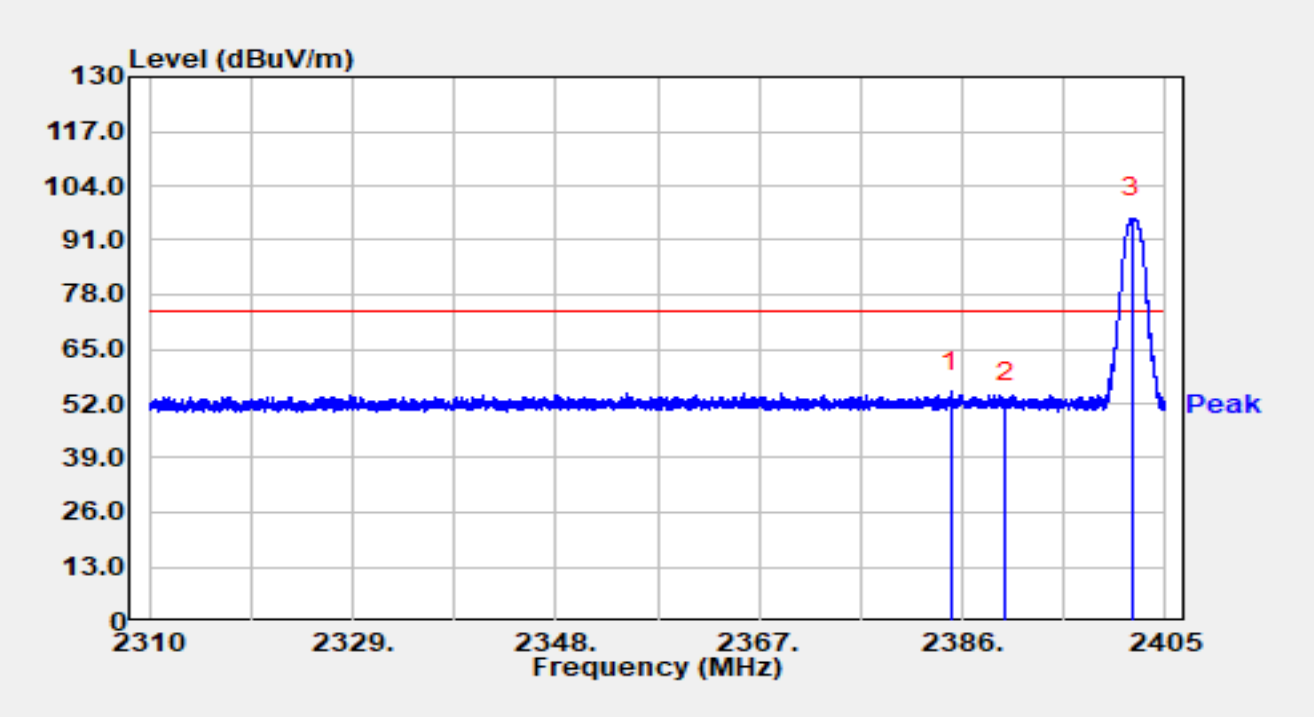


| No | Mark | Frequency (MHz) | Reading (dBμV) | C.F (dB/m) | Measurement (dBμV/m) | Margin (dB) | Limit (dBμV/m) | Detector |
|---|---|---|---|---|---|---|---|---|
| 1 | * | 2384.936 | 25.36 | 29.57 | 54.94 | -19.06 | 74.00 | Peak |
| 2 | | 2390.000 | 22.51 | 29.59 | 52.10 | -21.90 | 74.00 | Peak |
| 3 | | 2401.884 | 66.70 | 29.64 | 96.34 | N/A | N/A | Peak |

Notes:

1. " * ", means this data is the worst emission level.

2. C.F (dB/m) = Antenna Factor (dB/m) + Cable Loss (dB).

3. Measurement (dBμV/m) = Reading (dBμV) + C.F (dB/m).

| | | | |
|---|---|---|---|
| Site | WJ-AC2 | Test Date | 2025-03-29 |
| Temperature | 19.6 °C | Humidity | 41.3 % |
| Limit | FCC_Part 15_Band Edge (3m) | Test Engineer | Carl Jiang |
| Factor | DRH18-E_07105 | Polarity | Horizontal |
| EUT | Bluetooth Module | Test Voltage | DC 3.3V |
| Test Mode | Transmit by 2DH5 at 2402MHz | | |

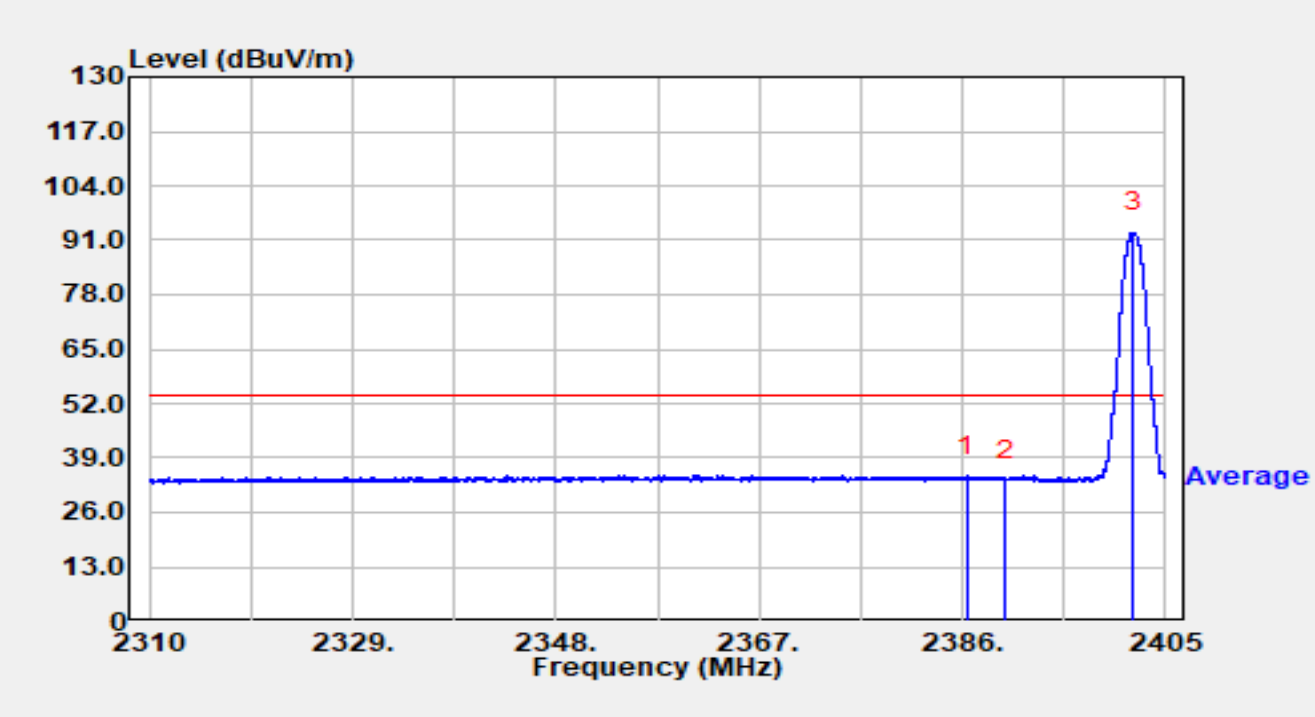


| No | Mark | Frequency (MHz) | Reading (dBμV) | C.F (dB/m) | Measurement (dBμV/m) | Margin (dB) | Limit (dBμV/m) | Detector |
|---|---|---|---|---|---|---|---|---|
| 1 | * | 2386.427 | 5.22 | 29.58 | 34.79 | -19.21 | 54.00 | Average |
| 2 | | 2390.000 | 4.22 | 29.59 | 33.81 | -20.19 | 54.00 | Average |
| 3 | | 2402.036 | 63.31 | 29.64 | 92.95 | N/A | N/A | Average |

Notes:

1. " * ", means this data is the worst emission level.

2. C.F (dB/m) = Antenna Factor (dB/m) + Cable Loss (dB).

3. Measurement (dBμV/m) = Reading (dBμV) + C.F (dB/m).

| | | | |
|---|---|---|---|
| Site | WJ-AC2 | Test Date | 2025-03-29 |
| Temperature | 19.6 °C | Humidity | 41.3 % |
| Limit | FCC_Part 15_Band Edge (3m) | Test Engineer | Carl Jiang |
| Factor | DRH18-E_07105 | Polarity | Vertical |
| EUT | Bluetooth Module | Test Voltage | DC 3.3V |
| Test Mode | Transmit by 2DH5 at 2402MHz | | |

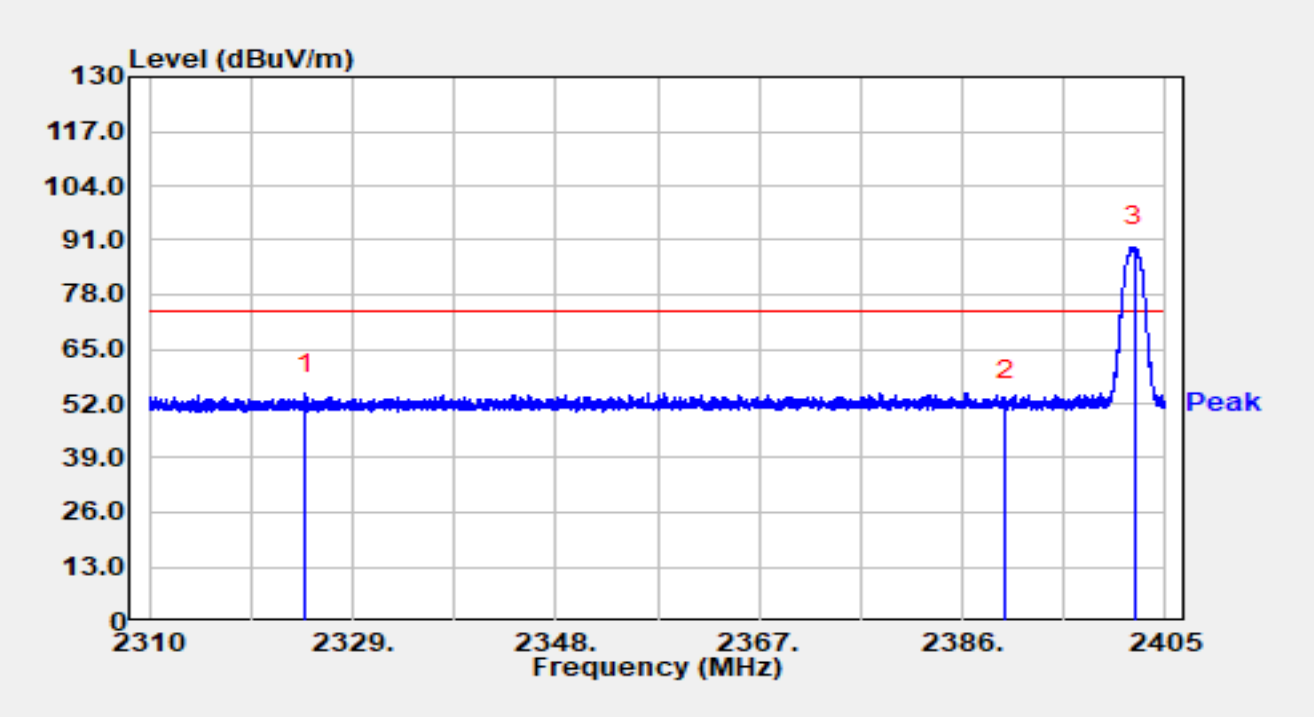


| No | Mark | Frequency (MHz) | Reading (dBμV) | C.F (dB/m) | Measurement (dBμV/m) | Margin (dB) | Limit (dBμV/m) | Detector |
|---|---|---|---|---|---|---|---|---|
| 1 | * | 2324.592 | 24.98 | 29.45 | 54.43 | -19.57 | 74.00 | Peak |
| 2 | | 2390.000 | 23.07 | 29.59 | 52.66 | -21.34 | 74.00 | Peak |
| 3 | | 2402.140 | 59.76 | 29.64 | 89.39 | N/A | N/A | Peak |

Notes:

1. " * ", means this data is the worst emission level.

2. C.F (dB/m) = Antenna Factor (dB/m) + Cable Loss (dB).

3. Measurement (dBμV/m) = Reading (dBμV) + C.F (dB/m).

| | | | |
|---|---|---|---|
| Site | WJ-AC2 | Test Date | 2025-03-29 |
| Temperature | 19.6 °C | Humidity | 41.3 % |
| Limit | FCC_Part 15_Band Edge (3m) | Test Engineer | Carl Jiang |
| Factor | DRH18-E_07105 | Polarity | Vertical |
| EUT | Bluetooth Module | Test Voltage | DC 3.3V |
| Test Mode | Transmit by 2DH5 at 2402MHz | | |

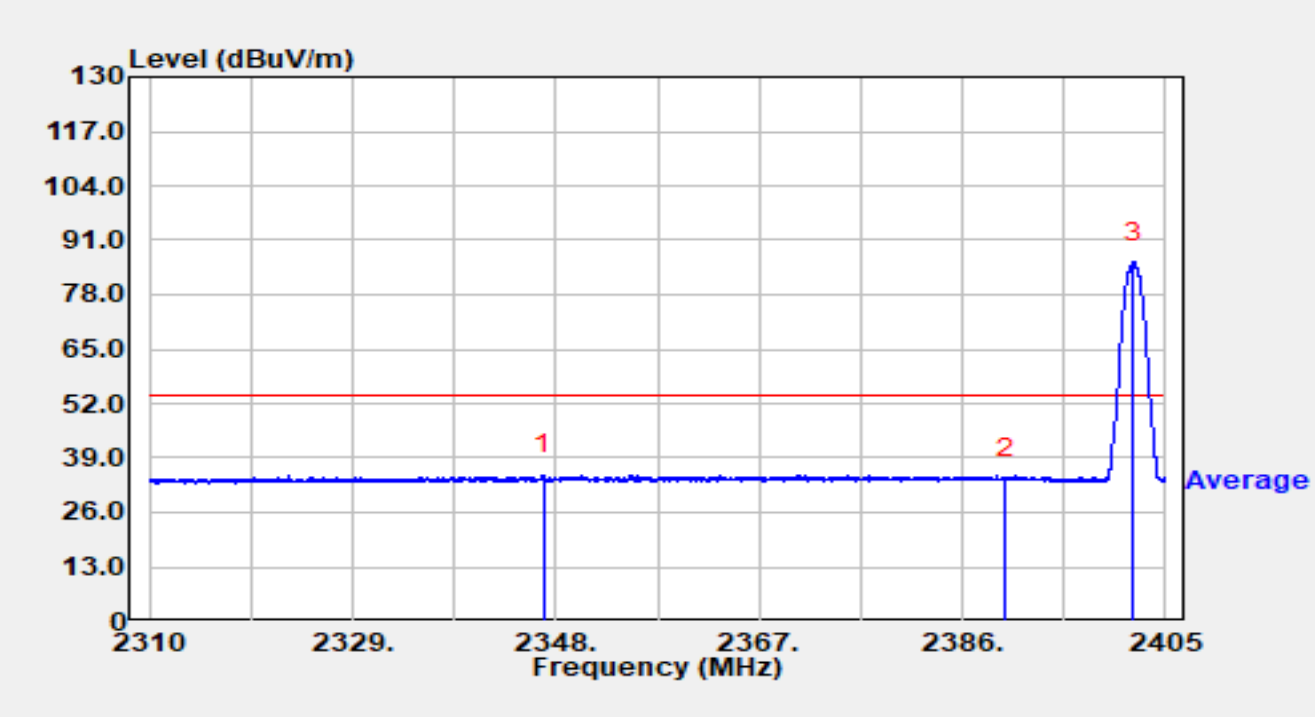


| No | Mark | Frequency (MHz) | Reading (dBμV) | C.F (dB/m) | Measurement (dBμV/m) | Margin (dB) | Limit (dBμV/m) | Detector |
|---|---|---|---|---|---|---|---|---|
| 1 | * | 2346.803 | 5.43 | 29.51 | 34.94 | -19.06 | 54.00 | Average |
| 2 | | 2390.000 | 4.38 | 29.59 | 33.97 | -20.03 | 54.00 | Average |
| 3 | | 2402.017 | 56.01 | 29.64 | 85.65 | N/A | N/A | Average |

Notes:

1. " * ", means this data is the worst emission level.

2. C.F (dB/m) = Antenna Factor (dB/m) + Cable Loss (dB).

3. Measurement (dBμV/m) = Reading (dBμV) + C.F (dB/m).

| | | | |
|---|---|---|---|
| Site | WJ-AC2 | Test Date | 2025-03-29 |
| Temperature | 19.6 °C | Humidity | 41.3 % |
| Limit | FCC_Part 15_Band Edge (3m) | Test Engineer | Carl Jiang |
| Factor | DRH18-E_07105 | Polarity | Horizontal |
| EUT | Bluetooth Module | Test Voltage | DC 3.3V |
| Test Mode | Transmit by 2DH5 at 2480MHz | | |

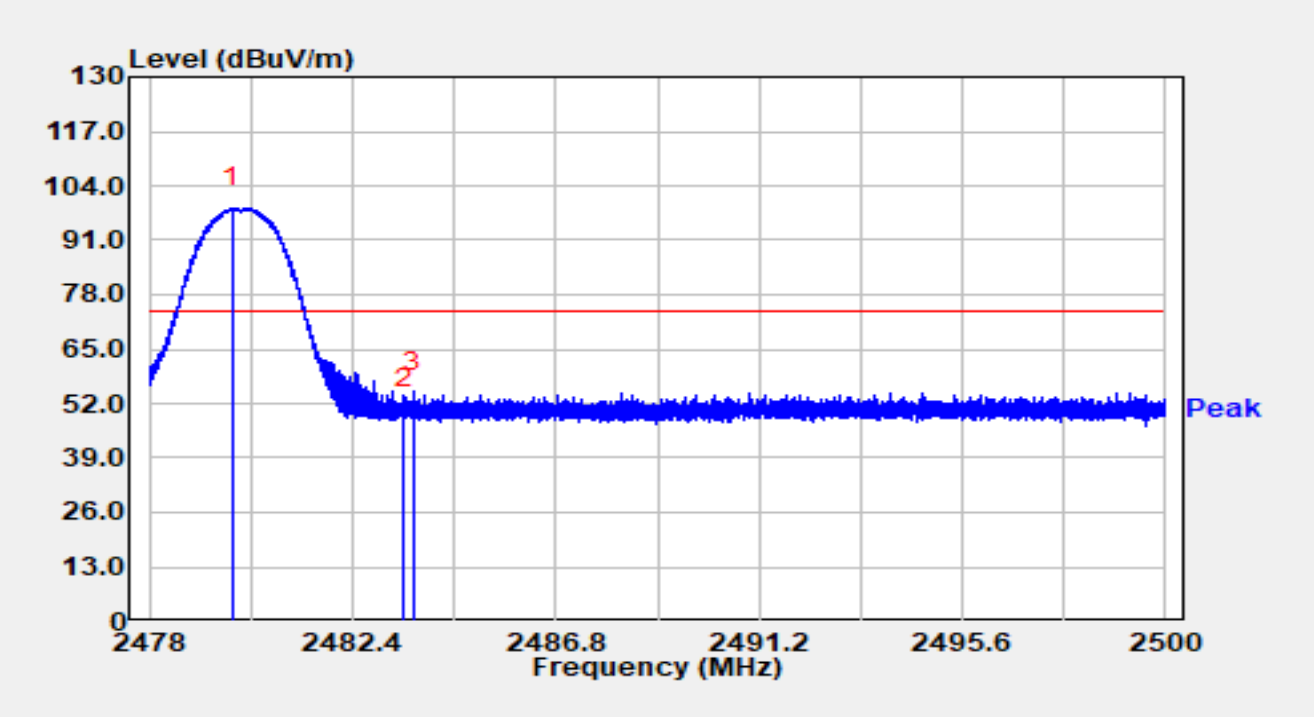


| No | Mark | Frequency (MHz) | Reading (dBμV) | C.F (dB/m) | Measurement (dBμV/m) | Margin (dB) | Limit (dBμV/m) | Detector |
|---|---|---|---|---|---|---|---|---|
| 1 | | 2479.791 | 68.86 | 29.75 | 98.61 | N/A | N/A | Peak |
| 2 | | 2483.500 | 21.17 | 29.76 | 50.94 | -23.06 | 74.00 | Peak |
| 3 | * | 2483.698 | 25.12 | 29.76 | 54.89 | -19.11 | 74.00 | Peak |

Notes:

1. " * ", means this data is the worst emission level.

2. C.F (dB/m) = Antenna Factor (dB/m) + Cable Loss (dB).

3. Measurement (dBμV/m) = Reading (dBμV) + C.F (dB/m).

| | | | |
|---|---|---|---|
| Site | WJ-AC2 | Test Date | 2025-03-29 |
| Temperature | 19.6 °C | Humidity | 41.3 % |
| Limit | FCC_Part 15_Band Edge (3m) | Test Engineer | Carl Jiang |
| Factor | DRH18-E_07105 | Polarity | Horizontal |
| EUT | Bluetooth Module | Test Voltage | DC 3.3V |
| Test Mode | Transmit by 2DH5 at 2480MHz | | |

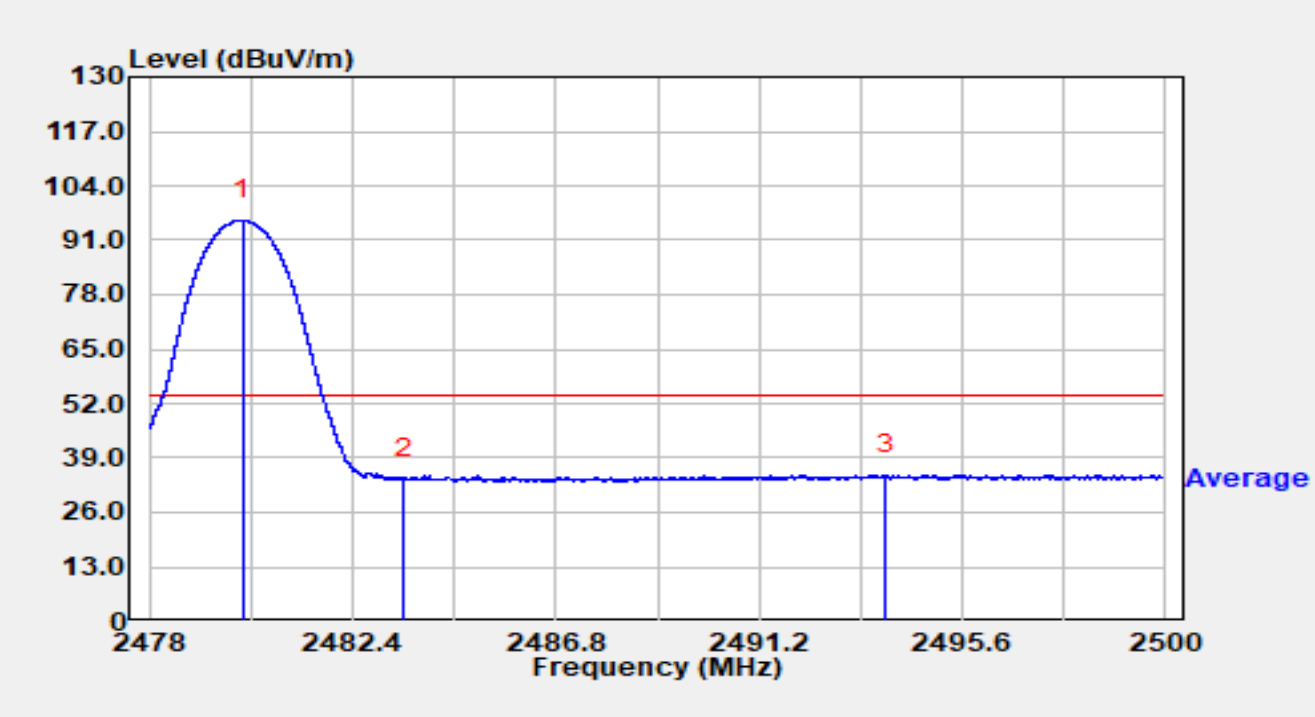


| No | Mark | Frequency (MHz) | Reading (dBμV) | C.F (dB/m) | Measurement (dBμV/m) | Margin (dB) | Limit (dBμV/m) | Detector |
|---|---|---|---|---|---|---|---|---|
| 1 | | 2480.017 | 66.02 | 29.75 | 95.77 | N/A | N/A | Average |
| 2 | | 2483.500 | 4.38 | 29.76 | 34.14 | -19.86 | 54.00 | Average |
| 3 | * | 2493.943 | 5.28 | 29.79 | 35.07 | -18.93 | 54.00 | Average |

Notes:

1. " * ", means this data is the worst emission level.
2. C.F (dB/m) = Antenna Factor (dB/m) + Cable Loss (dB).
3. Measurement (dBμV/m) = Reading (dBμV) + C.F (dB/m).

| | | | |
|---|---|---|---|
| Site | WJ-AC2 | Test Date | 2025-03-29 |
| Temperature | 19.6 °C | Humidity | 41.3 % |
| Limit | FCC_Part 15_Band Edge (3m) | Test Engineer | Carl Jiang |
| Factor | DRH18-E_07105 | Polarity | Vertical |
| EUT | Bluetooth Module | Test Voltage | DC 3.3V |
| Test Mode | Transmit by 2DH5 at 2480MHz | | |

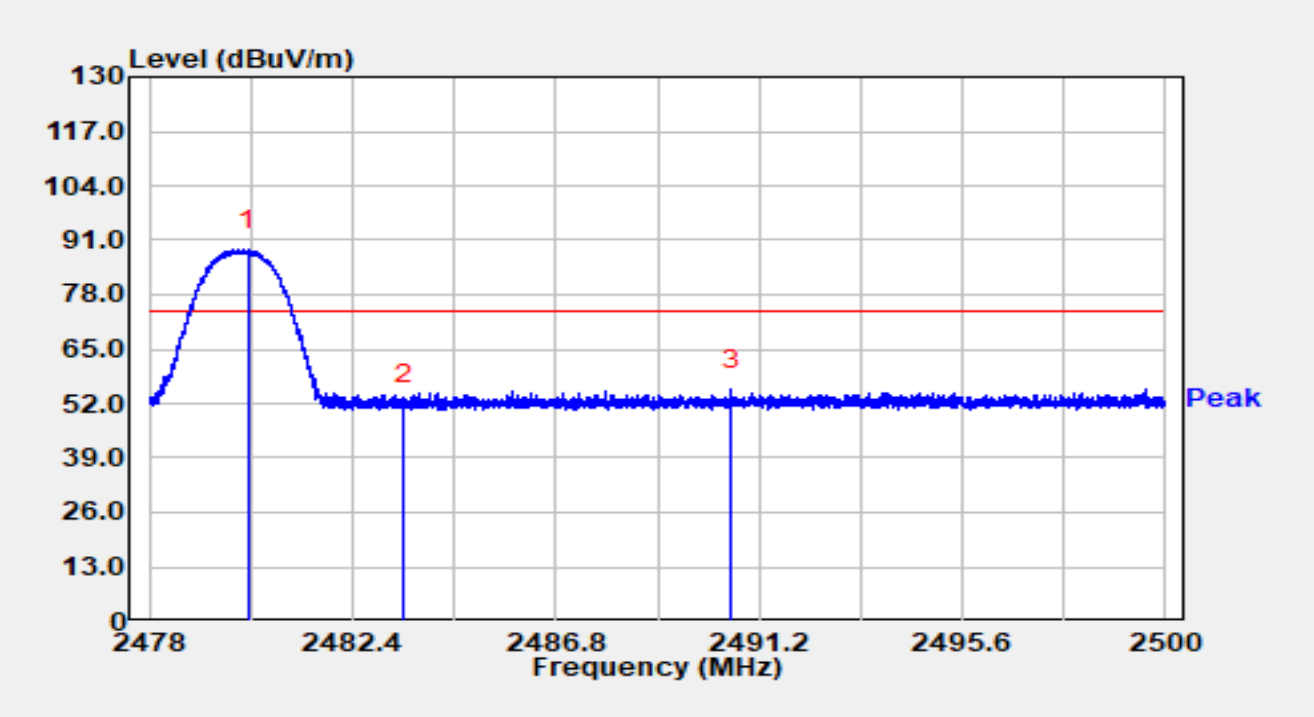


| No | Mark | Frequency (MHz) | Reading (dBμV) | C.F (dB/m) | Measurement (dBμV/m) | Margin (dB) | Limit (dBμV/m) | Detector |
|---|---|---|---|---|---|---|---|---|
| 1 | | 2480.152 | 58.98 | 29.75 | 88.73 | N/A | N/A | Peak |
| 2 | | 2483.500 | 22.17 | 29.76 | 51.93 | -22.07 | 74.00 | Peak |
| 3 | * | 2490.599 | 25.43 | 29.79 | 55.22 | -18.78 | 74.00 | Peak |

Notes:

1. " * ", means this data is the worst emission level.

2. C.F (dB/m) = Antenna Factor (dB/m) + Cable Loss (dB).

3. Measurement (dBμV/m) = Reading (dBμV) + C.F (dB/m).

| | | | |
|---|---|---|---|
| Site | WJ-AC2 | Test Date | 2025-03-29 |
| Temperature | 19.6 °C | Humidity | 41.3 % |
| Limit | FCC_Part 15_Band Edge (3m) | Test Engineer | Carl Jiang |
| Factor | DRH18-E_07105 | Polarity | Vertical |
| EUT | Bluetooth Module | Test Voltage | DC 3.3V |
| Test Mode | Transmit by 2DH5 at 2480MHz | | |

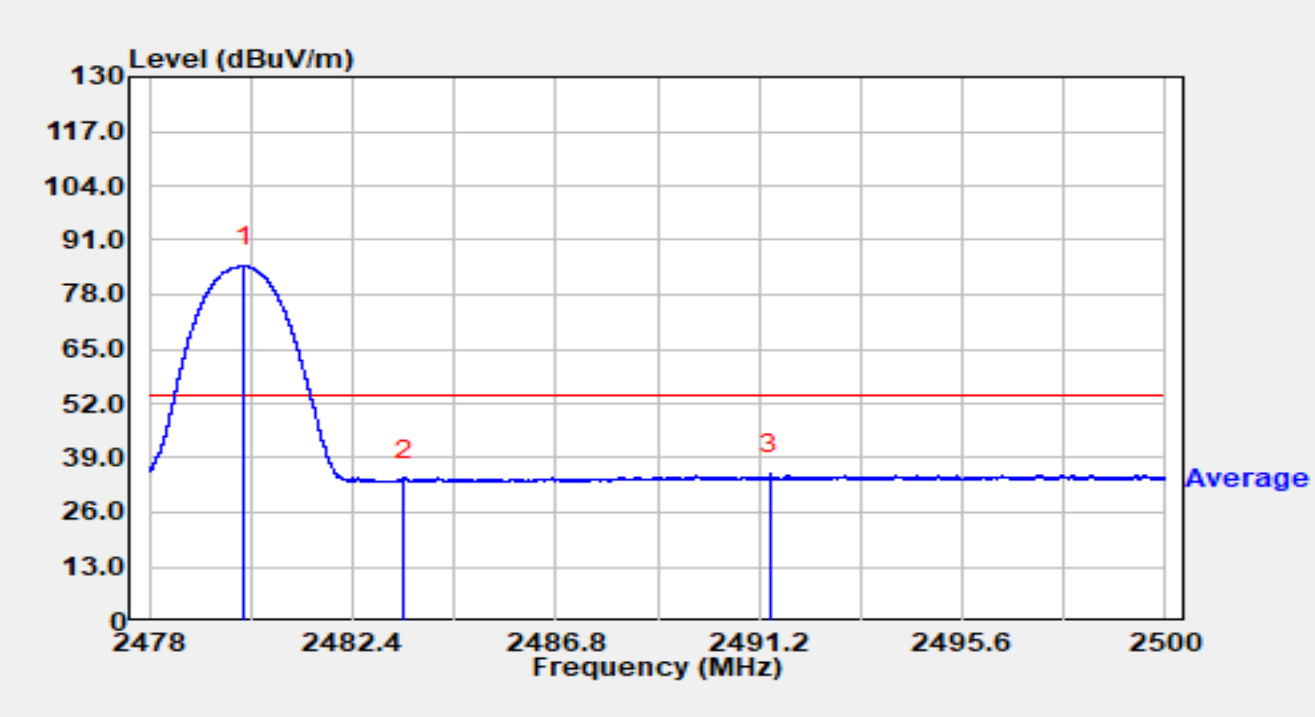


| No | Mark | Frequency (MHz) | Reading (dBμV) | C.F (dB/m) | Measurement (dBμV/m) | Margin (dB) | Limit (dBμV/m) | Detector |
|---|---|---|---|---|---|---|---|---|
| 1 | | 2480.050 | 55.04 | 29.75 | 84.80 | N/A | N/A | Average |
| 2 | | 2483.500 | 4.08 | 29.76 | 33.85 | -20.15 | 54.00 | Average |
| 3 | * | 2491.446 | 5.32 | 29.79 | 35.11 | -18.89 | 54.00 | Average |

Notes:

1. " * ", means this data is the worst emission level.

2. C.F (dB/m) = Antenna Factor (dB/m) + Cable Loss (dB).

3. Measurement (dBμV/m) = Reading (dBμV) + C.F (dB/m).

| | | | |
|---|---|---|---|
| Site | WJ-AC2 | Test Date | 2025-03-29 |
| Temperature | 19.6 °C | Humidity | 41.3 % |
| Limit | FCC_Part 15_Band Edge (3m) | Test Engineer | Carl Jiang |
| Factor | DRH18-E_07105 | Polarity | Horizontal |
| EUT | Bluetooth Module | Test Voltage | DC 3.3V |
| Test Mode | Transmit by 3DH5 at 2402MHz | | |

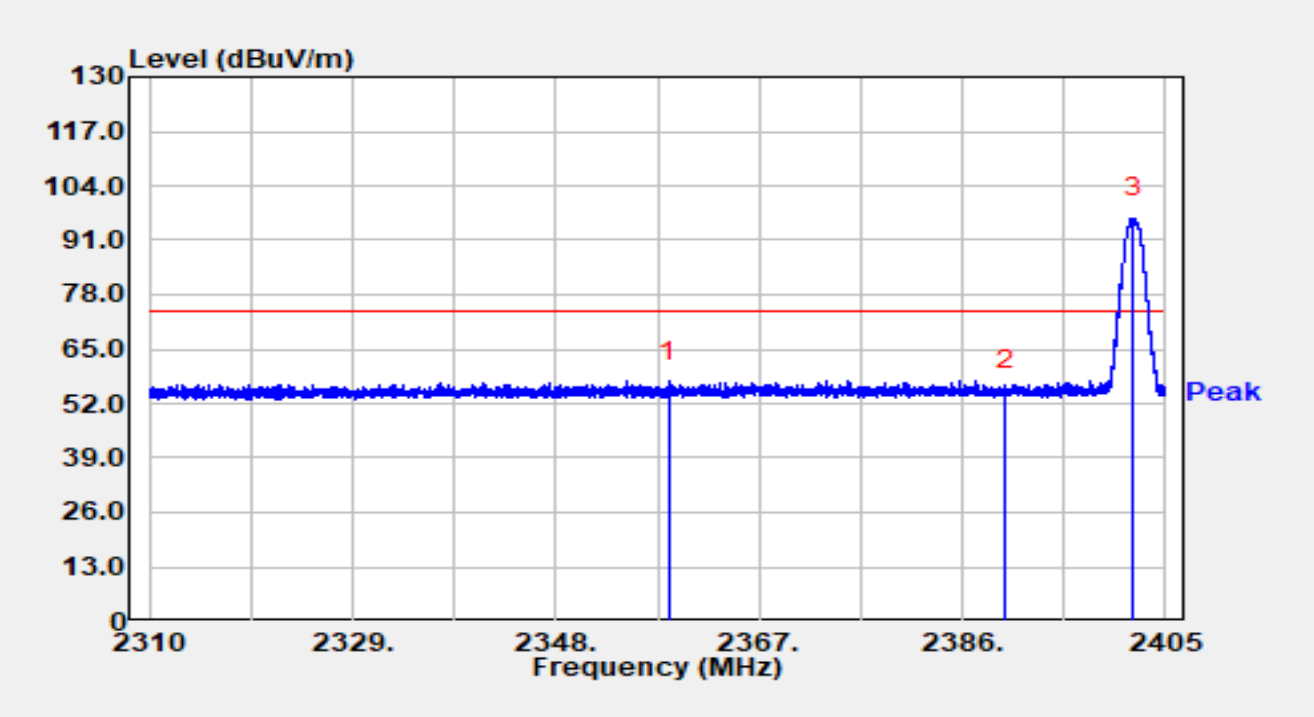


| No | Mark | Frequency (MHz) | Reading (dBμV) | C.F (dB/m) | Measurement (dBμV/m) | Margin (dB) | Limit (dBμV/m) | Detector |
|---|---|---|---|---|---|---|---|---|
| 1 | * | 2358.593 | 27.82 | 29.54 | 57.36 | -16.64 | 74.00 | Peak |
| 2 | | 2390.000 | 25.56 | 29.59 | 55.15 | -18.85 | 74.00 | Peak |
| 3 | | 2402.036 | 66.71 | 29.64 | 96.34 | N/A | N/A | Peak |

Notes:

1. " * ", means this data is the worst emission level.

2. C.F (dB/m) = Antenna Factor (dB/m) + Cable Loss (dB).

3. Measurement (dBμV/m) = Reading (dBμV) + C.F (dB/m).

| | | | |
|---|---|---|---|
| Site | WJ-AC2 | Test Date | 2025-03-29 |
| Temperature | 19.6 °C | Humidity | 41.3 % |
| Limit | FCC_Part 15_Band Edge (3m) | Test Engineer | Carl Jiang |
| Factor | DRH18-E_07105 | Polarity | Horizontal |
| EUT | Bluetooth Module | Test Voltage | DC 3.3V |
| Test Mode | Transmit by 3DH5 at 2402MHz | | |

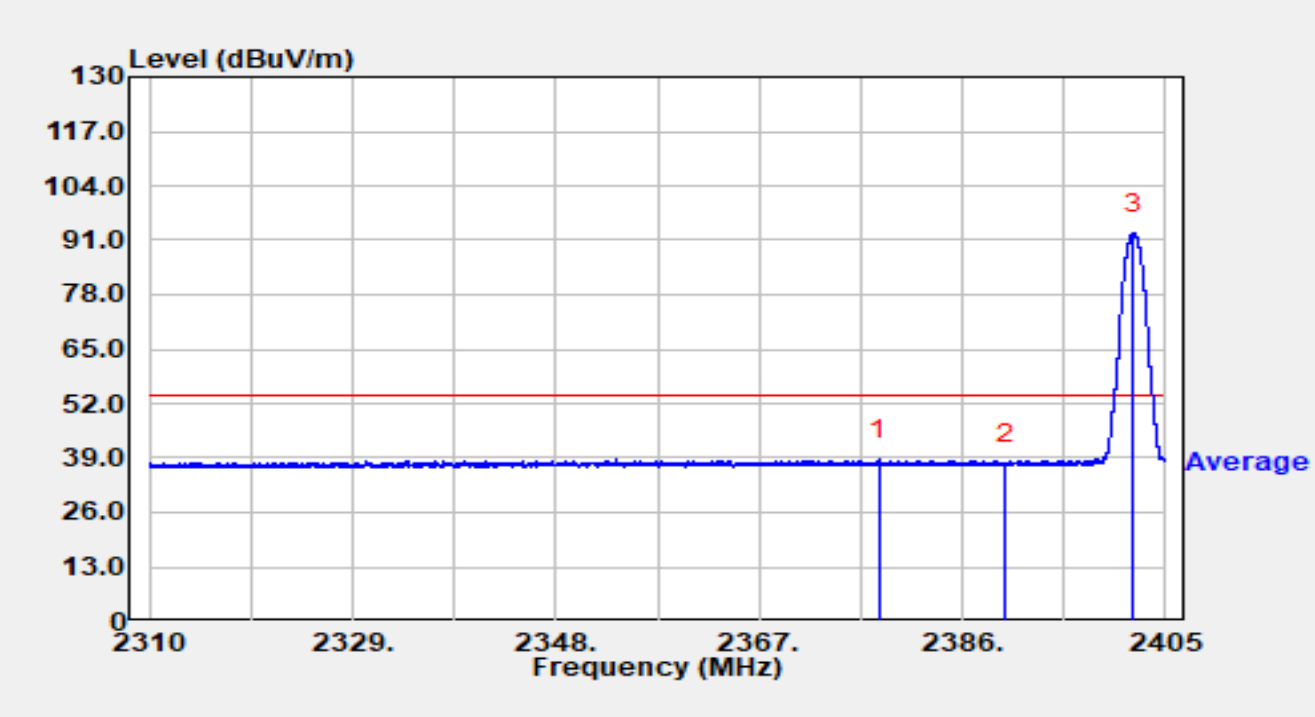


| No | Mark | Frequency (MHz) | Reading (dBμV) | C.F (dB/m) | Measurement (dBμV/m) | Margin (dB) | Limit (dBμV/m) | Detector |
|---|---|---|---|---|---|---|---|---|
| 1 | * | 2378.181 | 9.08 | 29.56 | 38.65 | -15.35 | 54.00 | Average |
| 2 | | 2390.000 | 8.05 | 29.59 | 37.65 | -16.35 | 54.00 | Average |
| 3 | | 2402.027 | 63.04 | 29.64 | 92.68 | N/A | N/A | Average |

Notes:

1. " * ", means this data is the worst emission level.

2. C.F (dB/m) = Antenna Factor (dB/m) + Cable Loss (dB).

3. Measurement (dBμV/m) = Reading (dBμV) + C.F (dB/m).

| | | | |
|---|---|---|---|
| Site | WJ-AC2 | Test Date | 2025-03-29 |
| Temperature | 19.6 °C | Humidity | 41.3 % |
| Limit | FCC_Part 15_Band Edge (3m) | Test Engineer | Carl Jiang |
| Factor | DRH18-E_07105 | Polarity | Vertical |
| EUT | Bluetooth Module | Test Voltage | DC 3.3V |
| Test Mode | Transmit by 3DH5 at 2402MHz | | |

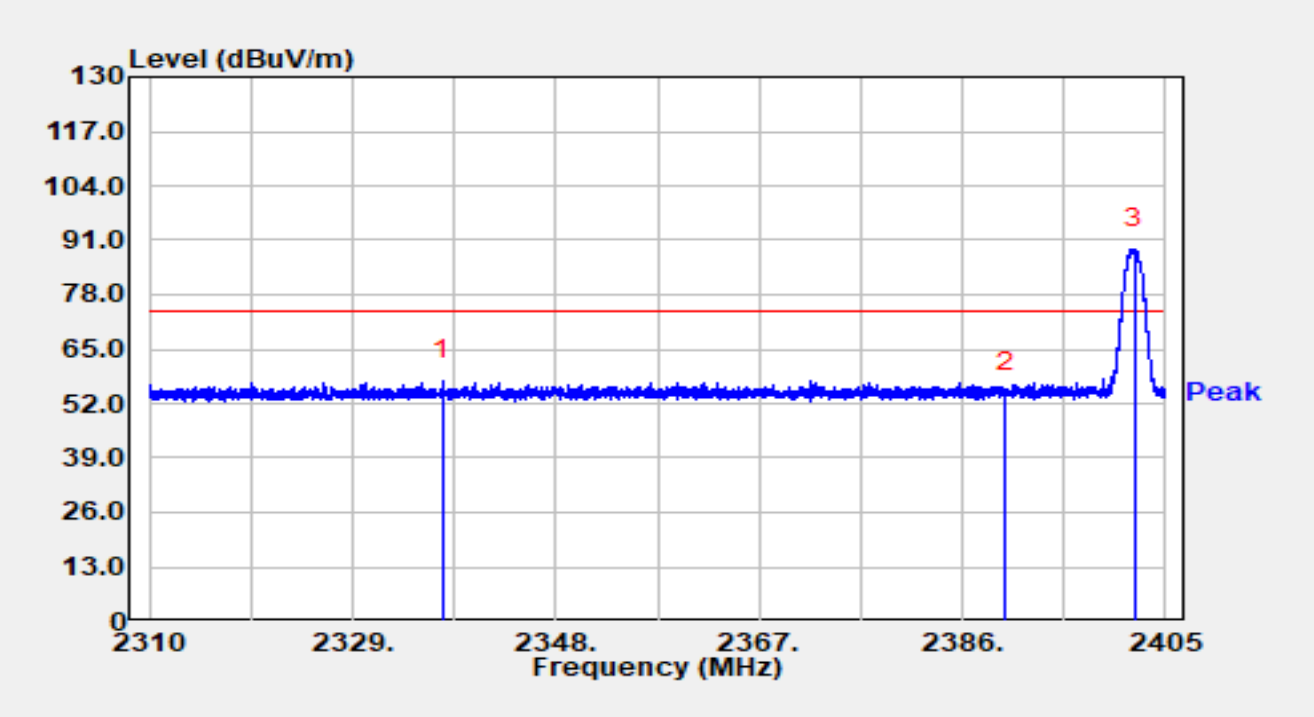


| No | Mark | Frequency (MHz) | Reading (dBμV) | C.F (dB/m) | Measurement (dBμV/m) | Margin (dB) | Limit (dBμV/m) | Detector |
|---|---|---|---|---|---|---|---|---|
| 1 | * | 2337.388 | 27.93 | 29.48 | 57.40 | -16.60 | 74.00 | Peak |
| 2 | | 2390.000 | 25.02 | 29.59 | 54.61 | -19.39 | 74.00 | Peak |
| 3 | | 2402.159 | 59.16 | 29.64 | 88.80 | N/A | N/A | Peak |

Notes:

1. " * ", means this data is the worst emission level.

2. C.F (dB/m) = Antenna Factor (dB/m) + Cable Loss (dB).

3. Measurement (dBμV/m) = Reading (dBμV) + C.F (dB/m).

| | | | |
|---|---|---|---|
| Site | WJ-AC2 | Test Date | 2025-03-29 |
| Temperature | 19.6 °C | Humidity | 41.3 % |
| Limit | FCC_Part 15_Band Edge (3m) | Test Engineer | Carl Jiang |
| Factor | DRH18-E_07105 | Polarity | Vertical |
| EUT | Bluetooth Module | Test Voltage | DC 3.3V |
| Test Mode | Transmit by 3DH5 at 2402MHz | | |

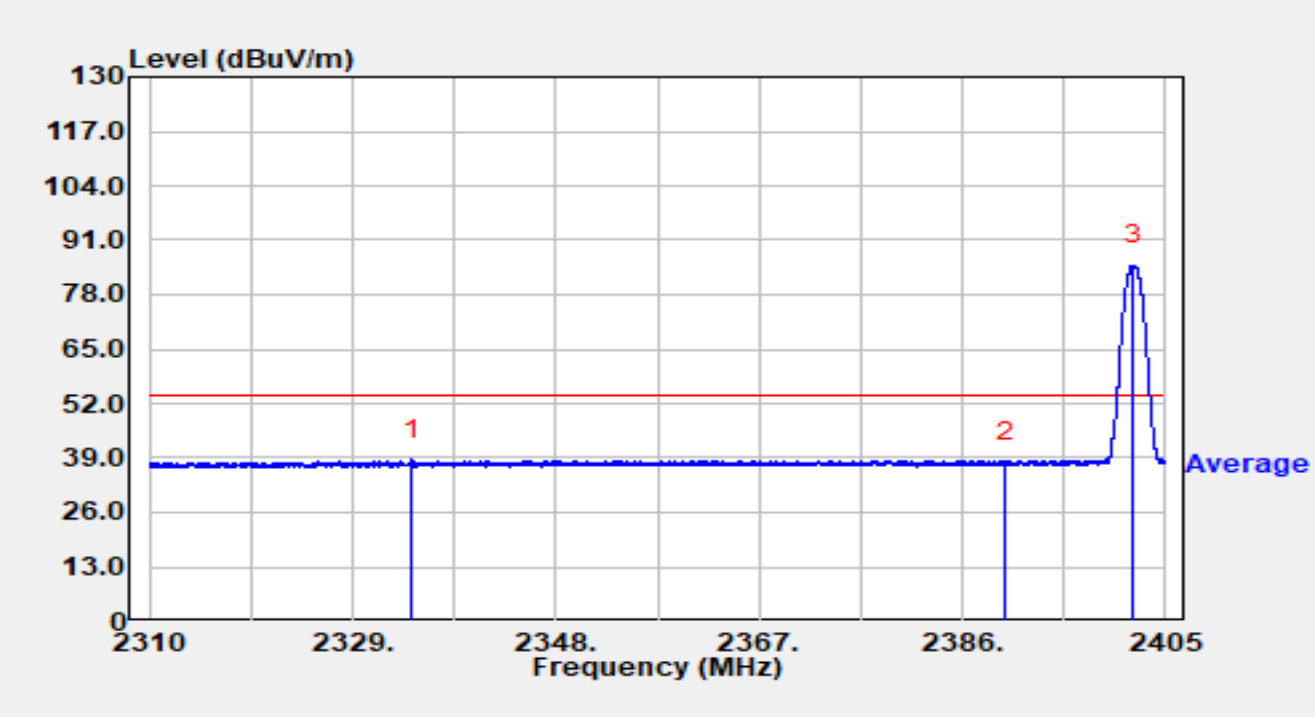


| No | Mark | Frequency (MHz) | Reading (dBμV) | C.F (dB/m) | Measurement (dBμV/m) | Margin (dB) | Limit (dBμV/m) | Detector |
|---|---|---|---|---|---|---|---|---|
| 1 | * | 2334.586 | 9.10 | 29.47 | 38.56 | -15.44 | 54.00 | Average |
| 2 | | 2390.000 | 8.20 | 29.59 | 37.79 | -16.21 | 54.00 | Average |
| 3 | | 2402.036 | 55.44 | 29.64 | 85.08 | N/A | N/A | Average |

Notes:

1. " * ", means this data is the worst emission level.

2. C.F (dB/m) = Antenna Factor (dB/m) + Cable Loss (dB).

3. Measurement (dBμV/m) = Reading (dBμV) + C.F (dB/m).

| | | | |
|---|---|---|---|
| Site | WJ-AC2 | Test Date | 2025-03-29 |
| Temperature | 19.6 °C | Humidity | 41.3 % |
| Limit | FCC_Part 15_Band Edge (3m) | Test Engineer | Carl Jiang |
| Factor | DRH18-E_07105 | Polarity | Horizontal |
| EUT | Bluetooth Module | Test Voltage | DC 3.3V |
| Test Mode | Transmit by 3DH5 at 2480MHz | | |

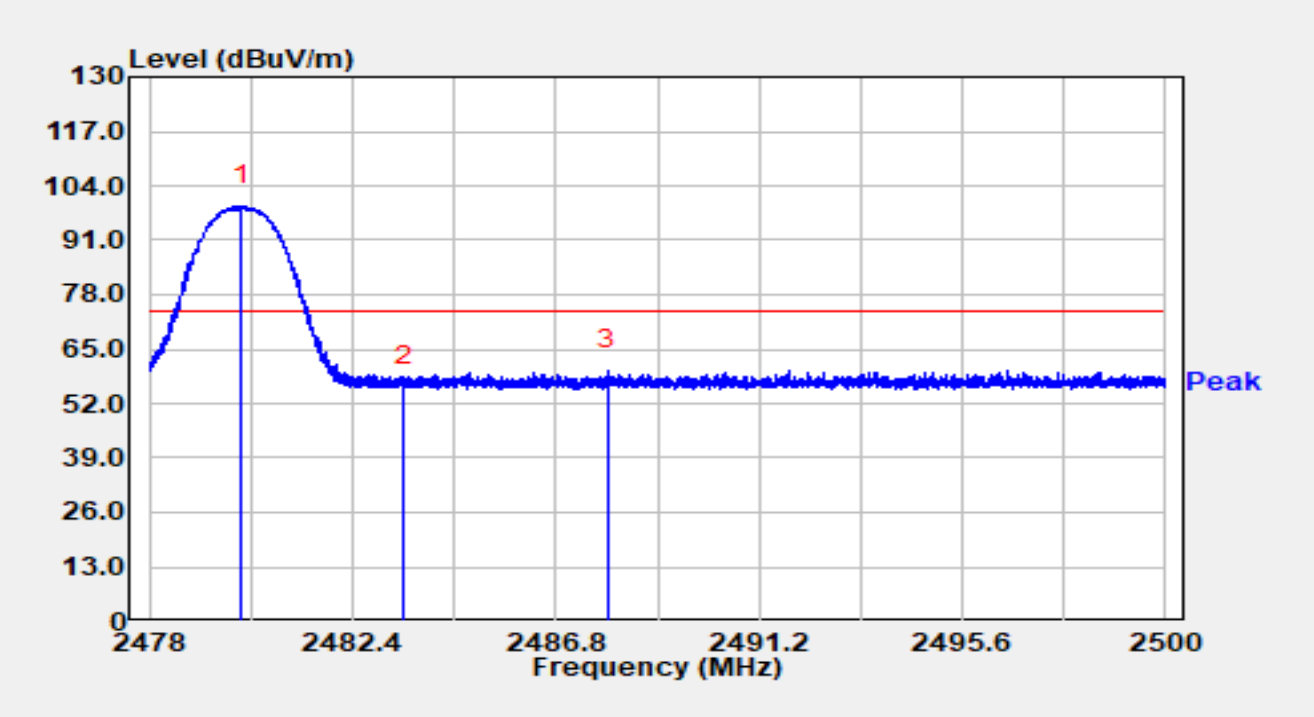


| No | Mark | Frequency (MHz) | Reading (dBμV) | C.F (dB/m) | Measurement (dBμV/m) | Margin (dB) | Limit (dBμV/m) | Detector |
|---|---|---|---|---|---|---|---|---|
| 1 | | 2479.993 | 69.40 | 29.75 | 99.15 | N/A | N/A | Peak |
| 2 | | 2483.500 | 26.27 | 29.76 | 56.04 | -17.96 | 74.00 | Peak |
| 3 | * | 2487.927 | 30.11 | 29.78 | 59.89 | -14.11 | 74.00 | Peak |

Notes:

1. " * ", means this data is the worst emission level.

2. C.F (dB/m) = Antenna Factor (dB/m) + Cable Loss (dB).

3. Measurement (dBμV/m) = Reading (dBμV) + C.F (dB/m).

| | | | |
|---|---|---|---|
| Site | WJ-AC2 | Test Date | 2025-03-29 |
| Temperature | 19.6 °C | Humidity | 41.3 % |
| Limit | FCC_Part 15_Band Edge (3m) | Test Engineer | Carl Jiang |
| Factor | DRH18-E_07105 | Polarity | Horizontal |
| EUT | Bluetooth Module | Test Voltage | DC 3.3V |
| Test Mode | Transmit by 3DH5 at 2480MHz | | |

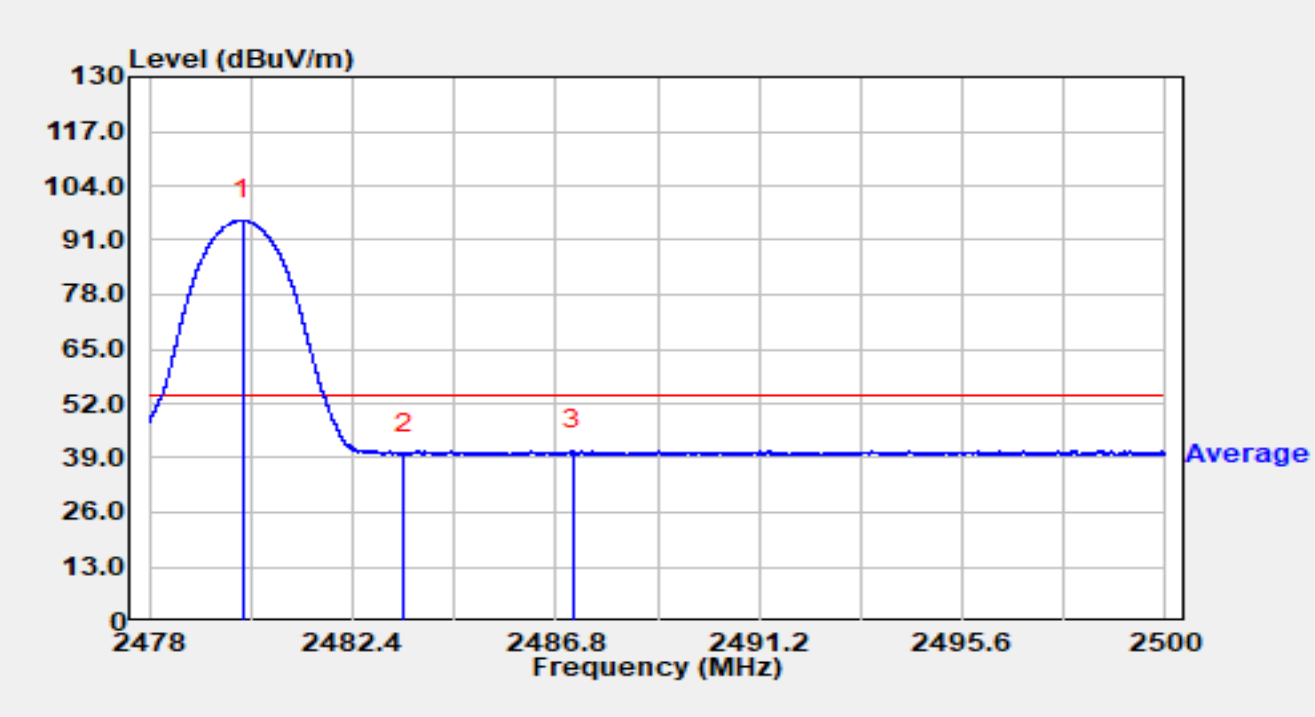


| No | Mark | Frequency (MHz) | Reading (dBμV) | C.F (dB/m) | Measurement (dBμV/m) | Margin (dB) | Limit (dBμV/m) | Detector |
|---|---|---|---|---|---|---|---|---|
| 1 | | 2480.026 | 66.03 | 29.75 | 95.78 | N/A | N/A | Average |
| 2 | | 2483.500 | 10.42 | 29.76 | 40.18 | -13.82 | 54.00 | Average |
| 3 | * | 2487.163 | 11.01 | 29.78 | 40.78 | -13.22 | 54.00 | Average |

Notes:

1. " * ", means this data is the worst emission level.
2. C.F (dB/m) = Antenna Factor (dB/m) + Cable Loss (dB).
3. Measurement (dBμV/m) = Reading (dBμV) + C.F (dB/m).

| | | | |
|---|---|---|---|
| Site | WJ-AC2 | Test Date | 2025-03-29 |
| Temperature | 19.6 °C | Humidity | 41.3 % |
| Limit | FCC_Part 15_Band Edge (3m) | Test Engineer | Carl Jiang |
| Factor | DRH18-E_07105 | Polarity | Vertical |
| EUT | Bluetooth Module | Test Voltage | DC 3.3V |
| Test Mode | Transmit by 3DH5 at 2480MHz | | |

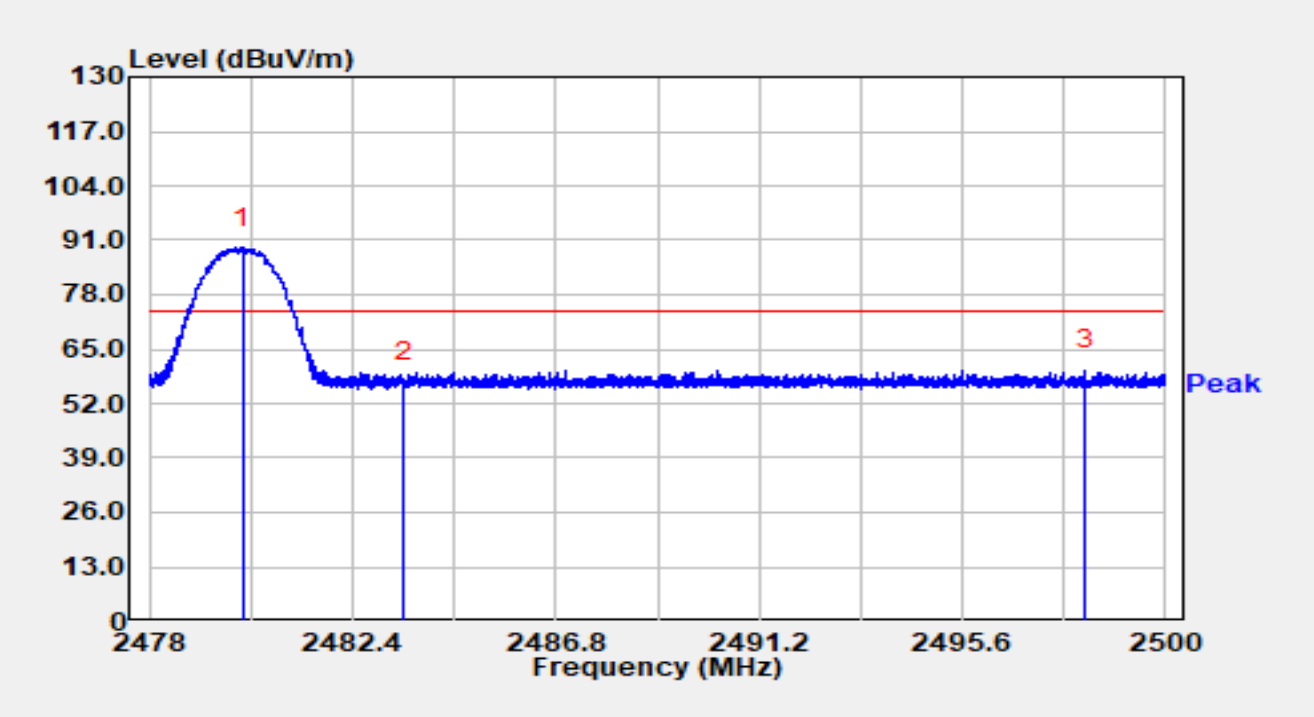


| No | Mark | Frequency (MHz) | Reading (dBμV) | C.F (dB/m) | Measurement (dBμV/m) | Margin (dB) | Limit (dBμV/m) | Detector |
|---|---|---|---|---|---|---|---|---|
| 1 | | 2480.024 | 59.52 | 29.75 | 89.27 | N/A | N/A | Peak |
| 2 | | 2483.500 | 27.44 | 29.76 | 57.20 | -16.80 | 74.00 | Peak |
| 3 | * | 2498.264 | 30.08 | 29.79 | 59.86 | -14.14 | 74.00 | Peak |

Notes:

1. " * ", means this data is the worst emission level.

2. C.F (dB/m) = Antenna Factor (dB/m) + Cable Loss (dB).

3. Measurement (dBμV/m) = Reading (dBμV) + C.F (dB/m).

| | | | |
|---|---|---|---|
| Site | WJ-AC2 | Test Date | 2025-03-29 |
| Temperature | 19.6 °C | Humidity | 41.3 % |
| Limit | FCC_Part 15_Band Edge (3m) | Test Engineer | Carl Jiang |
| Factor | DRH18-E_07105 | Polarity | Vertical |
| EUT | Bluetooth Module | Test Voltage | DC 3.3V |
| Test Mode | Transmit by 3DH5 at 2480MHz | | |

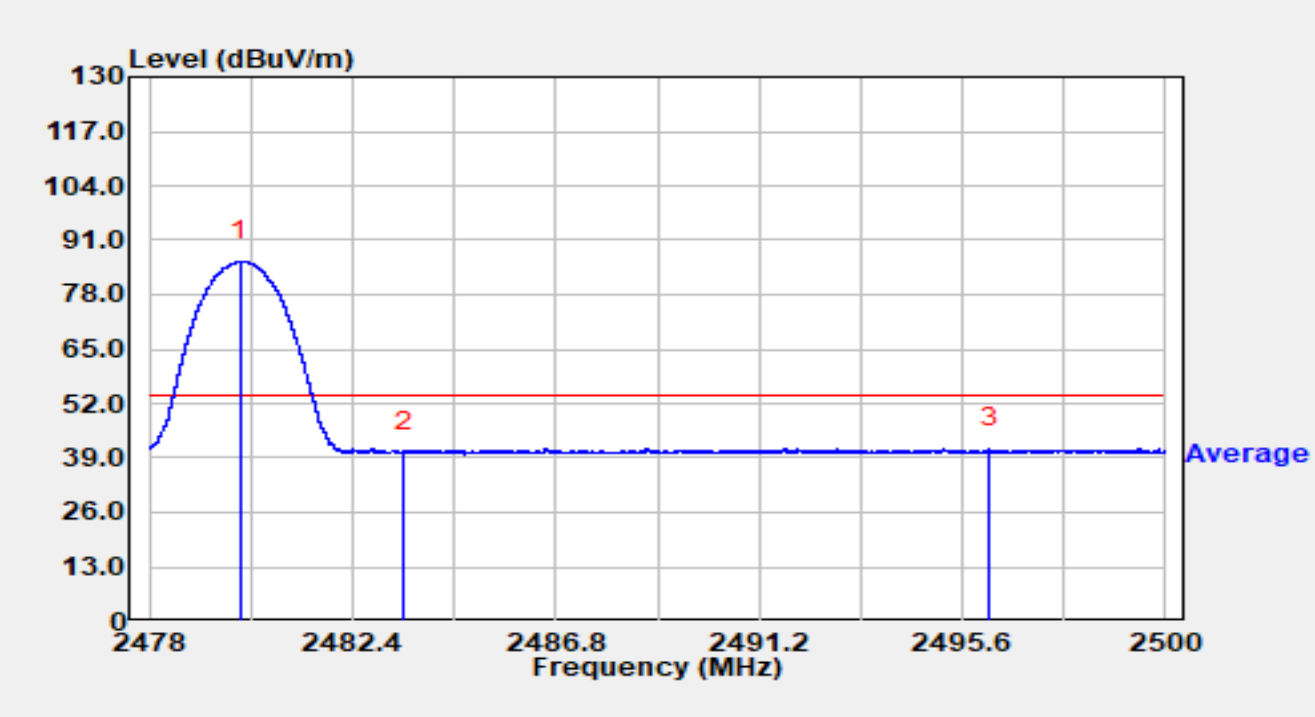


| No | Mark | Frequency (MHz) | Reading (dBμV) | C.F (dB/m) | Measurement (dBμV/m) | Margin (dB) | Limit (dBμV/m) | Detector |
|---|---|---|---|---|---|---|---|---|
| 1 | | 2479.960 | 56.11 | 29.75 | 85.86 | N/A | N/A | Average |
| 2 | | 2483.500 | 10.78 | 29.76 | 40.54 | -13.46 | 54.00 | Average |
| 3 | * | 2496.192 | 11.48 | 29.79 | 41.27 | -12.73 | 54.00 | Average |

Notes:

1. " * ", means this data is the worst emission level.

2. C.F (dB/m) = Antenna Factor (dB/m) + Cable Loss (dB).

3. Measurement (dBμV/m) = Reading (dBμV) + C.F (dB/m).

**Antenna #3**

| | | | |
|---|---|---|---|
| Site | WJ-AC2 | Test Date | 2025-03-29 |
| Temperature | 19.6 °C | Humidity | 41.3 % |
| Limit | FCC_Part 15_Band Edge (3m) | Test Engineer | Carl Jiang |
| Factor | DRH18-E_07105 | Polarity | Horizontal |
| EUT | Bluetooth Module | Test Voltage | DC 3.3V |
| Test Mode | Transmit by DH5 at 2402MHz | | |

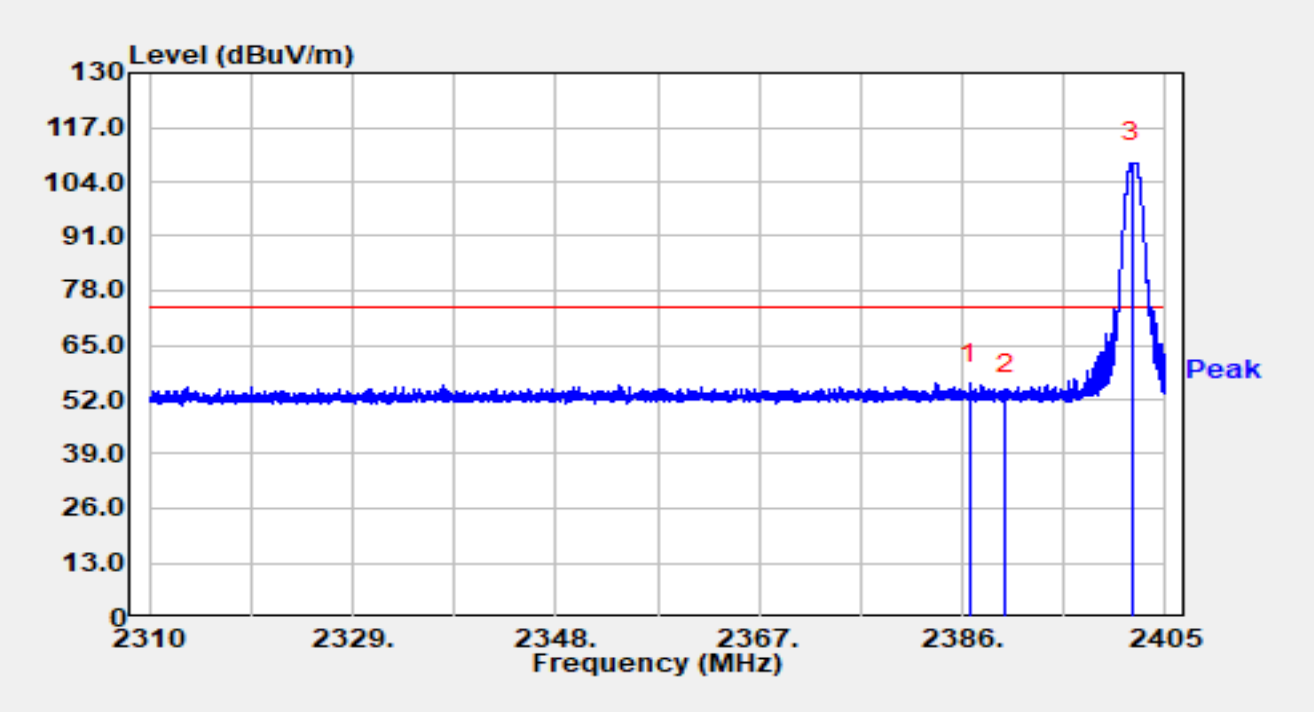


| No | Mark | Frequency (MHz) | Reading (dBµV) | C.F (dB/m) | Measurement (dBµV/m) | Margin (dB) | Limit (dBµV/m) | Detector |
|---|---|---|---|---|---|---|---|---|
| 1 | * | 2386.741 | 26.14 | 29.58 | 55.72 | -18.28 | 74.00 | Peak |
| 2 | | 2390.000 | 23.87 | 29.59 | 53.46 | -20.54 | 74.00 | Peak |
| 3 | | 2401.836 | 78.98 | 29.64 | 108.62 | N/A | N/A | Peak |

Notes:

1. " * ", means this data is the worst emission level.

2. C.F (dB/m) = Antenna Factor (dB/m) + Cable Loss (dB).

3. Measurement (dBµV/m) = Reading (dBµV) + C.F (dB/m).

| | | | |
|---|---|---|---|
| Site | WJ-AC2 | Test Date | 2025-03-29 |
| Temperature | 19.6 °C | Humidity | 41.3 % |
| Limit | FCC_Part 15_Band Edge (3m) | Test Engineer | Carl Jiang |
| Factor | DRH18-E_07105 | Polarity | Horizontal |
| EUT | Bluetooth Module | Test Voltage | DC 3.3V |
| Test Mode | Transmit by DH5 at 2402MHz | | |

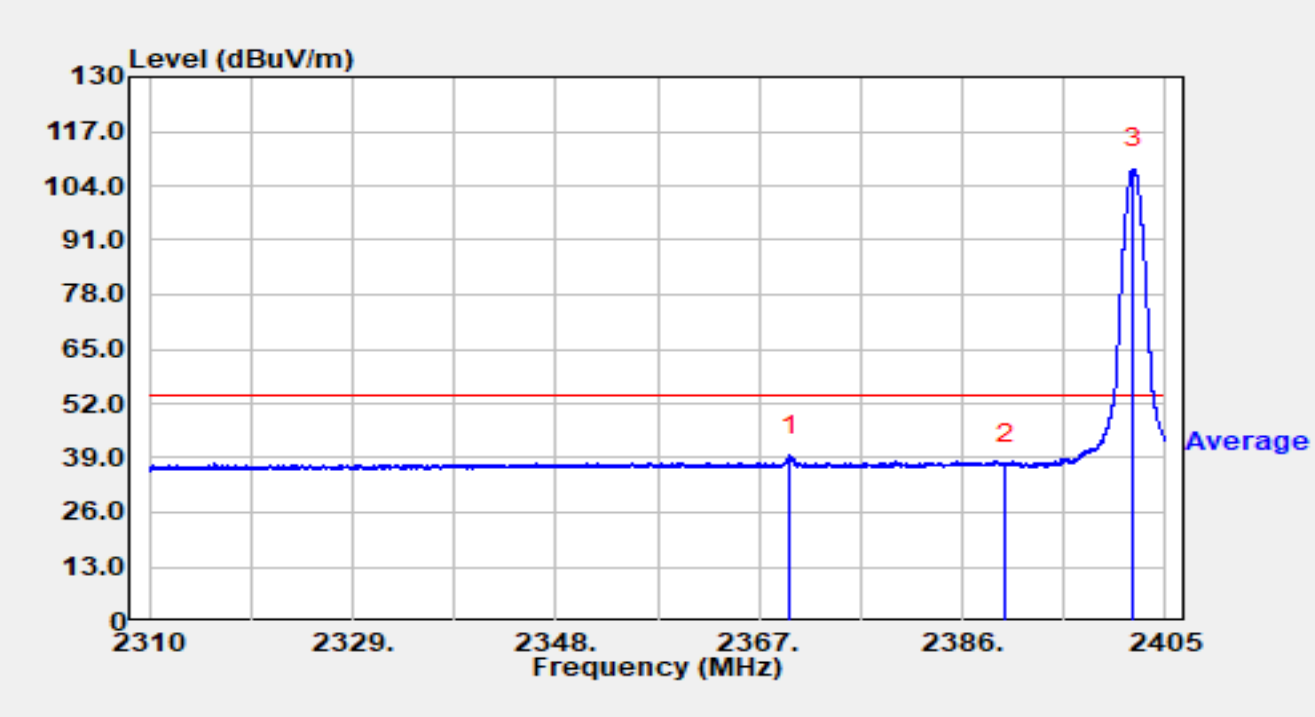


| No | Mark | Frequency (MHz) | Reading (dBμV) | C.F (dB/m) | Measurement (dBμV/m) | Margin (dB) | Limit (dBμV/m) | Detector |
|---|---|---|---|---|---|---|---|---|
| 1 | * | 2369.926 | 9.94 | 29.56 | 39.50 | -14.50 | 54.00 | Average |
| 2 | | 2390.000 | 8.11 | 29.59 | 37.71 | -16.29 | 54.00 | Average |
| 3 | | 2402.036 | 78.47 | 29.64 | 108.11 | N/A | N/A | Average |

Notes:

1. " * ", means this data is the worst emission level.

2. C.F (dB/m) = Antenna Factor (dB/m) + Cable Loss (dB).

3. Measurement (dBμV/m) = Reading (dBμV) + C.F (dB/m).

| | | | |
|---|---|---|---|
| Site | WJ-AC2 | Test Date | 2025-03-29 |
| Temperature | 19.6 °C | Humidity | 41.3 % |
| Limit | FCC_Part 15_Band Edge (3m) | Test Engineer | Carl Jiang |
| Factor | DRH18-E_07105 | Polarity | Vertical |
| EUT | Bluetooth Module | Test Voltage | DC 3.3V |
| Test Mode | Transmit by DH5 at 2402MHz | | |

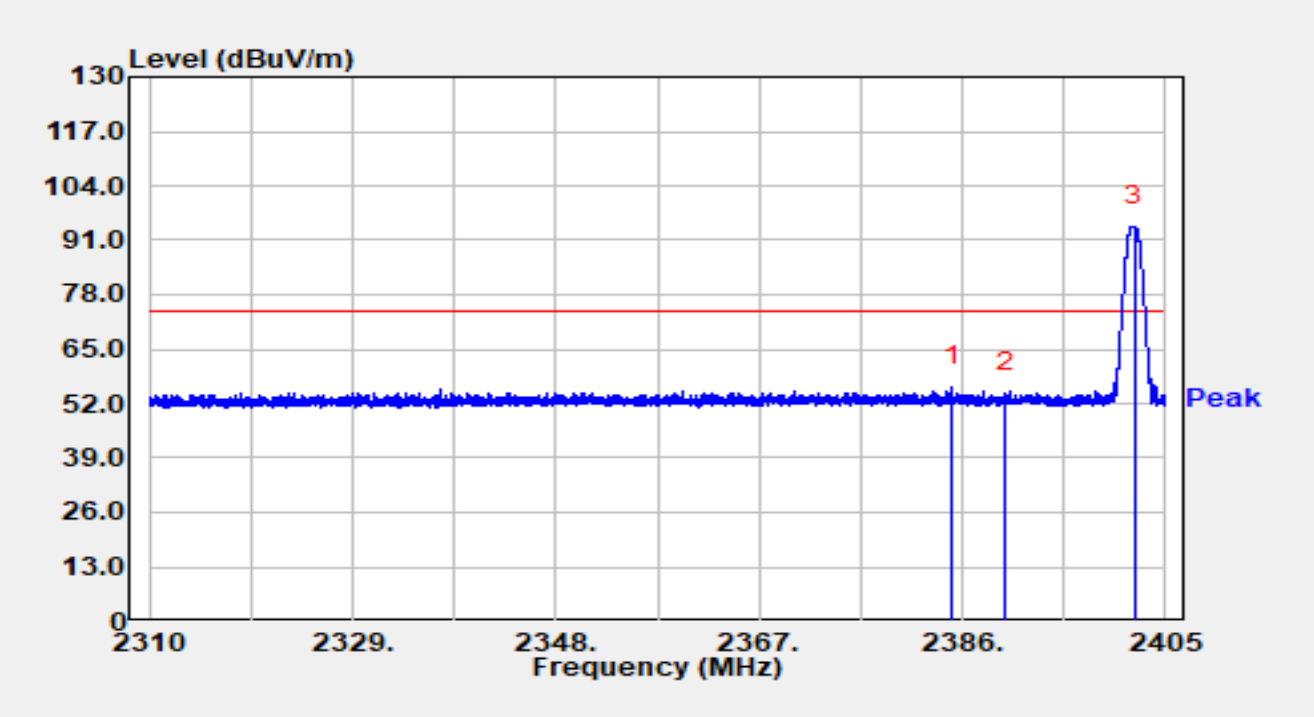


| No | Mark | Frequency (MHz) | Reading (dBμV) | C.F (dB/m) | Measurement (dBμV/m) | Margin (dB) | Limit (dBμV/m) | Detector |
|---|---|---|---|---|---|---|---|---|
| 1 | * | 2385.079 | 26.44 | 29.57 | 56.01 | -17.99 | 74.00 | Peak |
| 2 | | 2390.000 | 24.94 | 29.59 | 54.53 | -19.47 | 74.00 | Peak |
| 3 | | 2402.140 | 64.79 | 29.64 | 94.43 | N/A | N/A | Peak |

Notes:

1. " * ", means this data is the worst emission level.

2. C.F (dB/m) = Antenna Factor (dB/m) + Cable Loss (dB).

3. Measurement (dBμV/m) = Reading (dBμV) + C.F (dB/m).

| | | | |
|---|---|---|---|
| Site | WJ-AC2 | Test Date | 2025-03-29 |
| Temperature | 19.6 °C | Humidity | 41.3 % |
| Limit | FCC_Part 15_Band Edge (3m | Test Engineer | Carl Jiang |
| Factor | DRH18-E_07105 | Polarity | Vertical |
| EUT | Bluetooth Module | Test Voltage | DC 3.3V |
| Test Mode | Transmit by DH5 at 2402MHz | | |

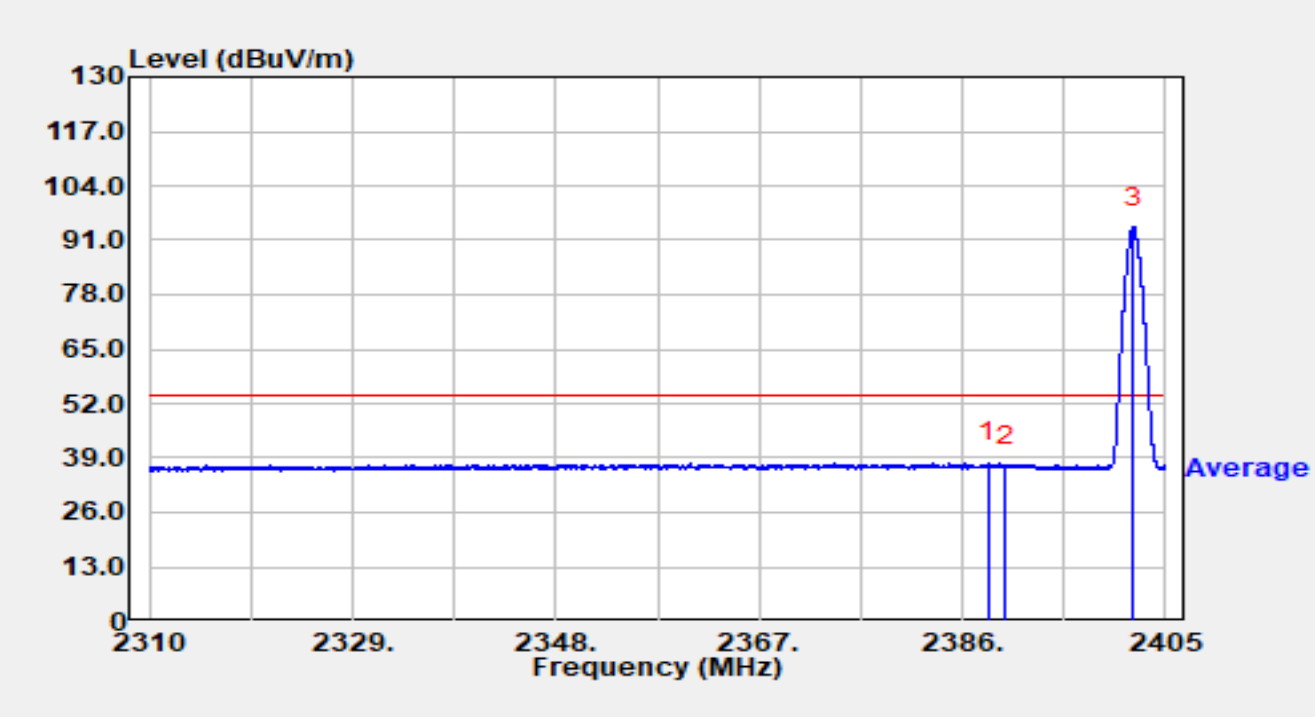


| No | Mark | Frequency (MHz) | Reading (dBμV) | C.F (dB/m) | Measurement (dBμV/m) | Margin (dB) | Limit (dBμV/m) | Detector |
|---|---|---|---|---|---|---|---|---|
| 1 | * | 2388.470 | 8.34 | 29.59 | 37.93 | -16.07 | 54.00 | Average |
| 2 | | 2390.000 | 7.33 | 29.59 | 36.92 | -17.08 | 54.00 | Average |
| 3 | | 2402.017 | 64.44 | 29.64 | 94.08 | N/A | N/A | Average |

Notes:

1. " * ", means this data is the worst emission level.

2. C.F (dB/m) = Antenna Factor (dB/m) + Cable Loss (dB).

3. Measurement (dBμV/m) = Reading (dBμV) + C.F (dB/m).

| | | | |
|---|---|---|---|
| Site | WJ-AC2 | Test Date | 2025-03-29 |
| Temperature | 19.6 °C | Humidity | 41.3 % |
| Limit | FCC_Part 15_Band Edge (3m) | Test Engineer | Carl Jiang |
| Factor | DRH18-E_07105 | Polarity | Horizontal |
| EUT | Bluetooth Module | Test Voltage | DC 3.3V |
| Test Mode | Transmit by DH5 at 2480MHz | | |

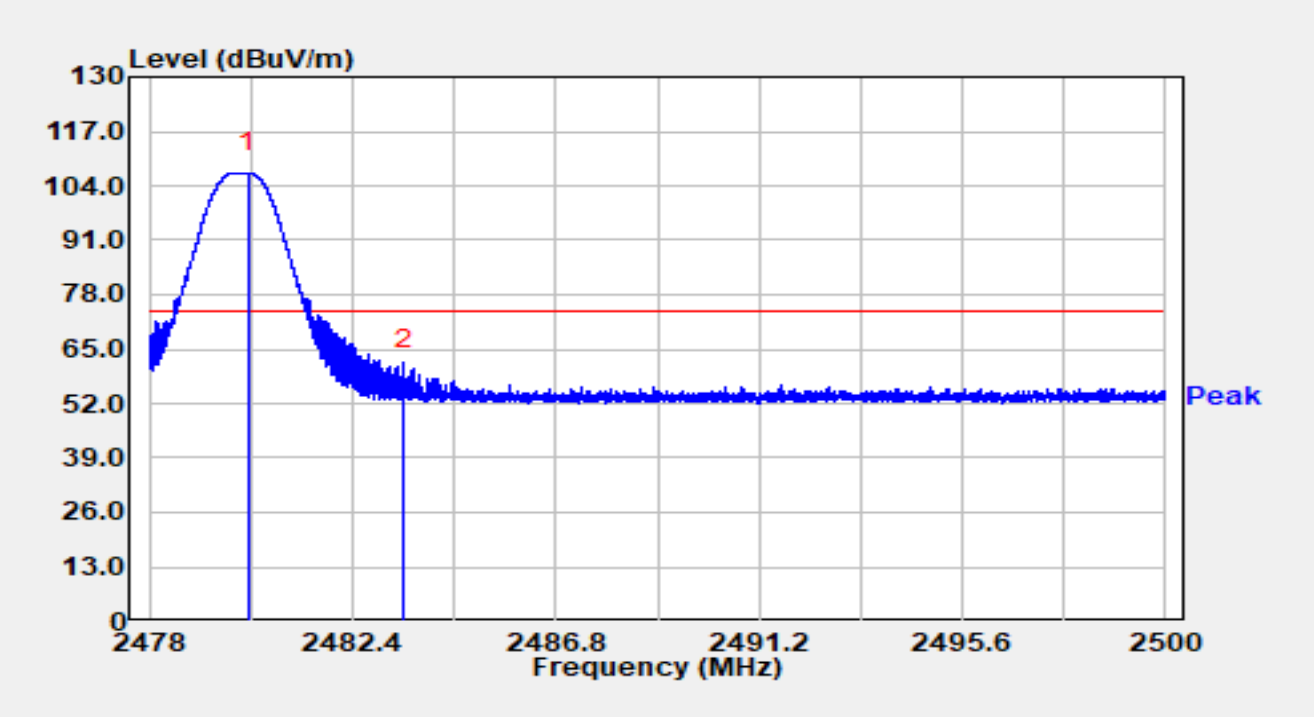


| No | Mark | Frequency (MHz) | Reading (dBμV) | C.F (dB/m) | Measurement (dBμV/m) | Margin (dB) | Limit (dBμV/m) | Detector |
|---|---|---|---|---|---|---|---|---|
| 1 | | 2480.149 | 77.38 | 29.75 | 107.13 | N/A | N/A | Peak |
| 2 | * | 2483.500 | 30.46 | 29.76 | 60.22 | -13.78 | 74.00 | Peak |

Notes:

1. " * ", means this data is the worst emission level.

2. C.F (dB/m) = Antenna Factor (dB/m) + Cable Loss (dB).

3. Measurement (dBμV/m) = Reading (dBμV) + C.F (dB/m).

| | | | |
|---|---|---|---|
| Site | WJ-AC2 | Test Date | 2025-03-29 |
| Temperature | 19.6 °C | Humidity | 41.3 % |
| Limit | FCC_Part 15_Band Edge (3m) | Test Engineer | Carl Jiang |
| Factor | DRH18-E_07105 | Polarity | Horizontal |
| EUT | Bluetooth Module | Test Voltage | DC 3.3V |
| Test Mode | Transmit by DH5 at 2480MHz | | |

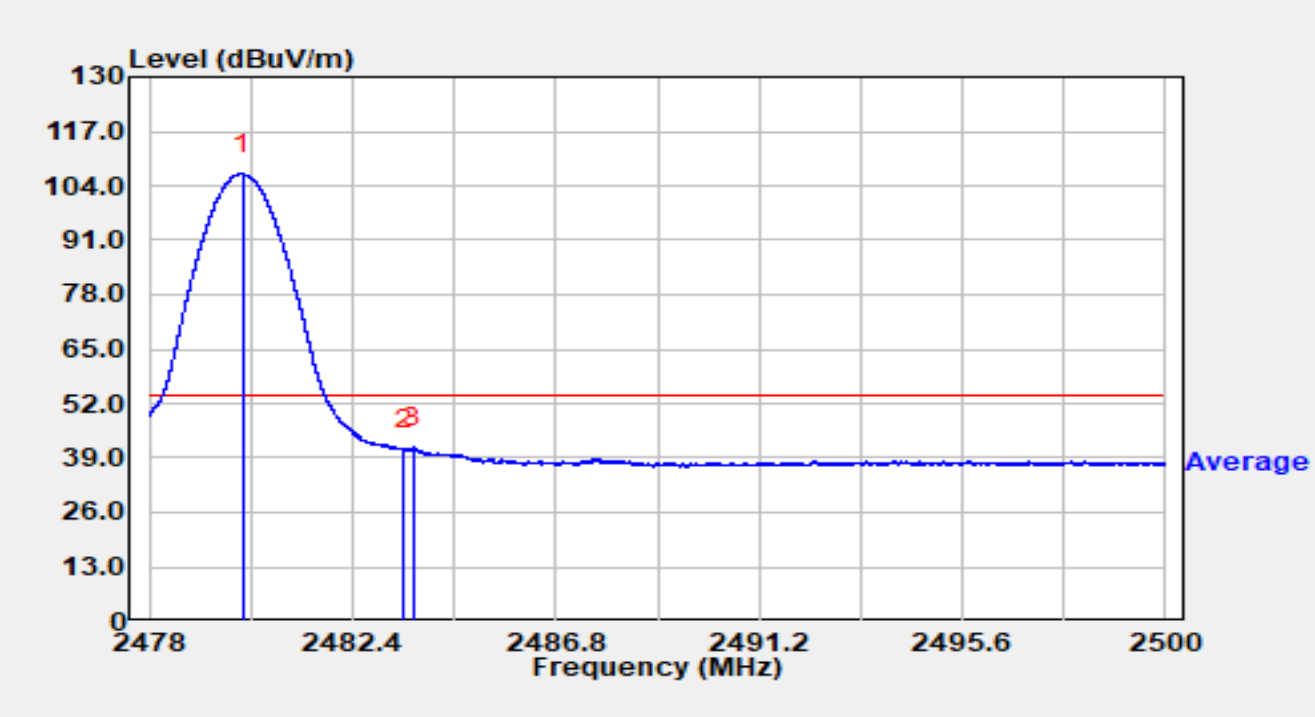


| No | Mark | Frequency (MHz) | Reading (dBμV) | C.F (dB/m) | Measurement (dBμV/m) | Margin (dB) | Limit (dBμV/m) | Detector |
|---|---|---|---|---|---|---|---|---|
| 1 | | 2480.017 | 77.09 | 29.75 | 106.84 | N/A | N/A | Average |
| 2 | | 2483.500 | 11.30 | 29.76 | 41.06 | -12.94 | 54.00 | Average |
| 3 | * | 2483.713 | 11.87 | 29.76 | 41.64 | -12.36 | 54.00 | Average |

Notes:

1. " * ", means this data is the worst emission level.

2. C.F (dB/m) = Antenna Factor (dB/m) + Cable Loss (dB).

3. Measurement (dBμV/m) = Reading (dBμV) + C.F (dB/m).

| | | | |
|---|---|---|---|
| Site | WJ-AC2 | Test Date | 2025-03-29 |
| Temperature | 19.6 °C | Humidity | 41.3 % |
| Limit | FCC_Part 15_Band Edge (3m) | Test Engineer | Carl Jiang |
| Factor | DRH18-E_07105 | Polarity | Vertical |
| EUT | Bluetooth Module | Test Voltage | DC 3.3V |
| Test Mode | Transmit by DH5 at 2480MHz | | |

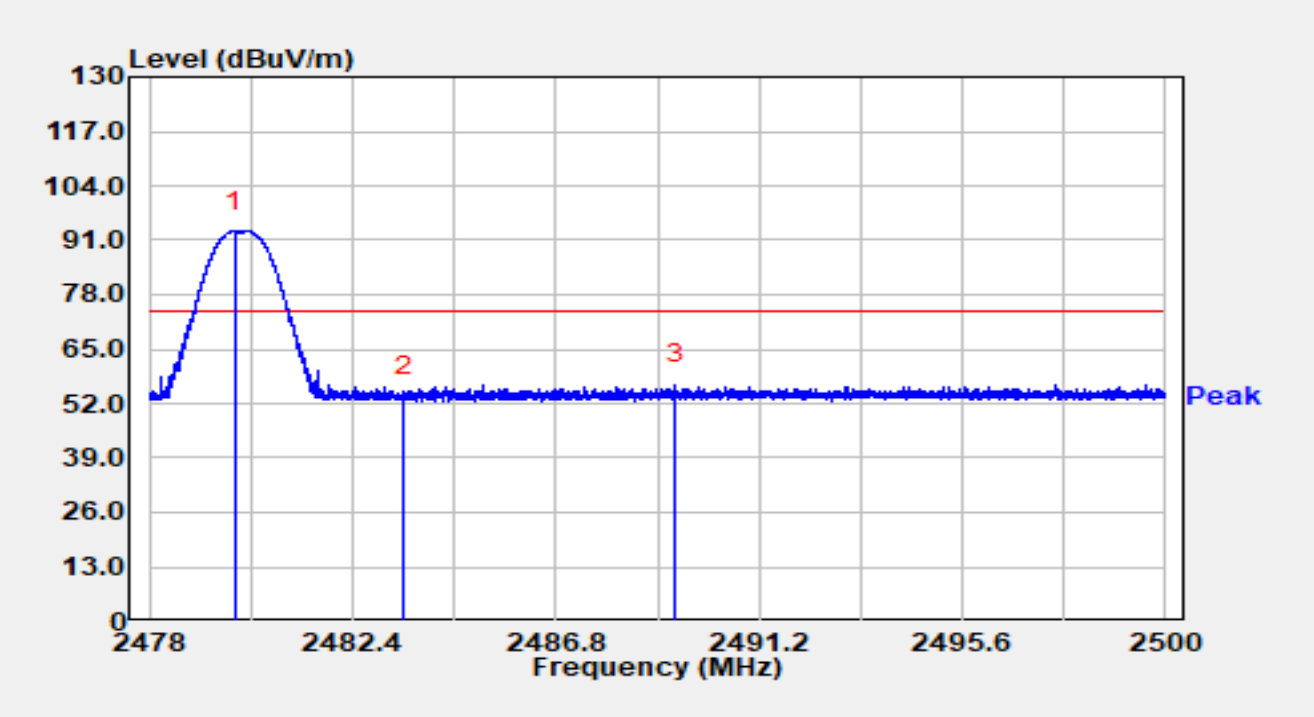


| No | Mark | Frequency (MHz) | Reading (dBμV) | C.F (dB/m) | Measurement (dBμV/m) | Margin (dB) | Limit (dBμV/m) | Detector |
|---|---|---|---|---|---|---|---|---|
| 1 | | 2479.839 | 63.36 | 29.75 | 93.12 | N/A | N/A | Peak |
| 2 | | 2483.500 | 24.06 | 29.76 | 53.82 | -20.18 | 74.00 | Peak |
| 3 | * | 2489.396 | 26.82 | 29.78 | 56.60 | -17.40 | 74.00 | Peak |

Notes:

1. " * ", means this data is the worst emission level.

2. C.F (dB/m) = Antenna Factor (dB/m) + Cable Loss (dB).

3. Measurement (dBμV/m) = Reading (dBμV) + C.F (dB/m).

| | | | |
|---|---|---|---|
| Site | WJ-AC2 | Test Date | 2025-03-29 |
| Temperature | 19.6 °C | Humidity | 41.3 % |
| Limit | FCC_Part 15_Band Edge (3m) | Test Engineer | Carl Jiang |
| Factor | DRH18-E_07105 | Polarity | Vertical |
| EUT | Bluetooth Module | Test Voltage | DC 3.3V |
| Test Mode | Transmit by DH5 at 2480MHz | | |

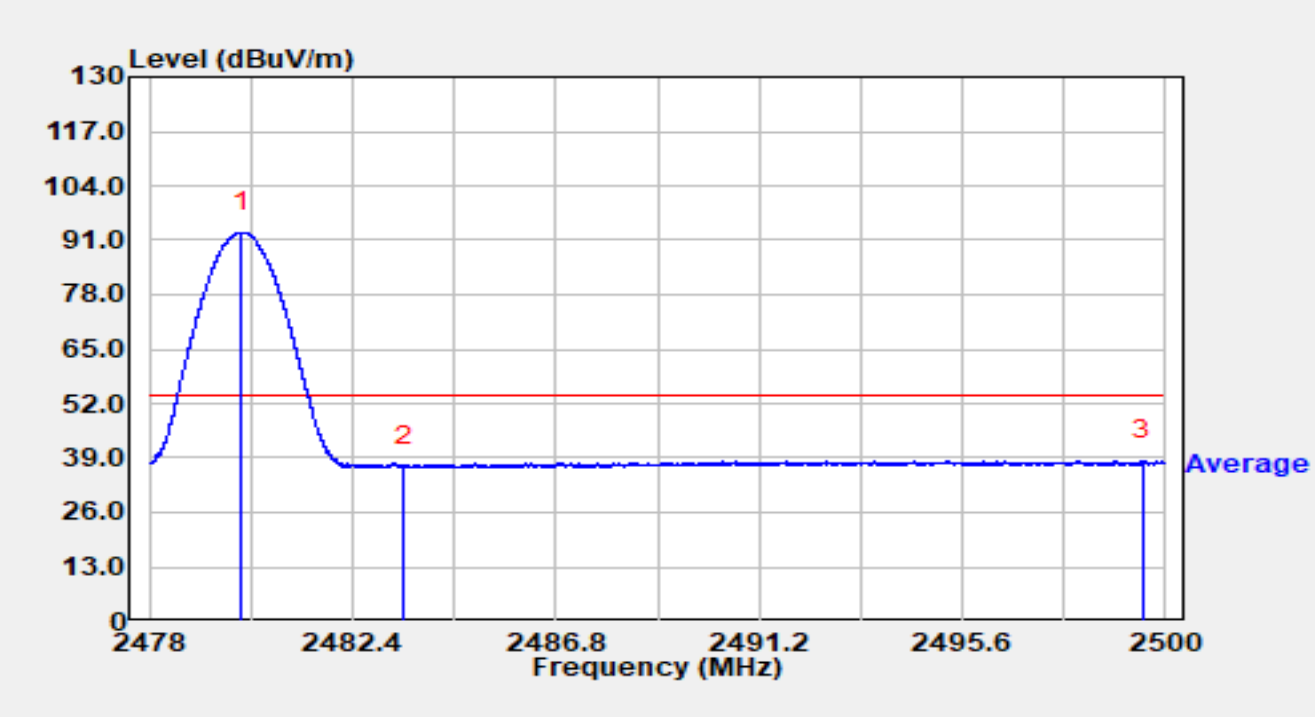


| No | Mark | Frequency (MHz) | Reading (dBμV) | C.F (dB/m) | Measurement (dBμV/m) | Margin (dB) | Limit (dBμV/m) | Detector |
|---|---|---|---|---|---|---|---|---|
| 1 | | 2479.987 | 63.17 | 29.75 | 92.92 | N/A | N/A | Average |
| 2 | | 2483.500 | 7.42 | 29.76 | 37.19 | -16.81 | 54.00 | Average |
| 3 | * | 2499.505 | 8.71 | 29.78 | 38.49 | -15.51 | 54.00 | Average |

Notes:

1. " * ", means this data is the worst emission level.

2. C.F (dB/m) = Antenna Factor (dB/m) + Cable Loss (dB).

3. Measurement (dBμV/m) = Reading (dBμV) + C.F (dB/m).

| | | | |
|---|---|---|---|
| Site | WJ-AC2 | Test Date | 2025-03-29 |
| Temperature | 19.6 °C | Humidity | 41.3 % |
| Limit | FCC_Part 15_Band Edge (3m) | Test Engineer | Carl Jiang |
| Factor | DRH18-E_07105 | Polarity | Horizontal |
| EUT | Bluetooth Module | Test Voltage | DC 3.3V |
| Test Mode | Transmit by 2DH5 at 2402MHz | | |

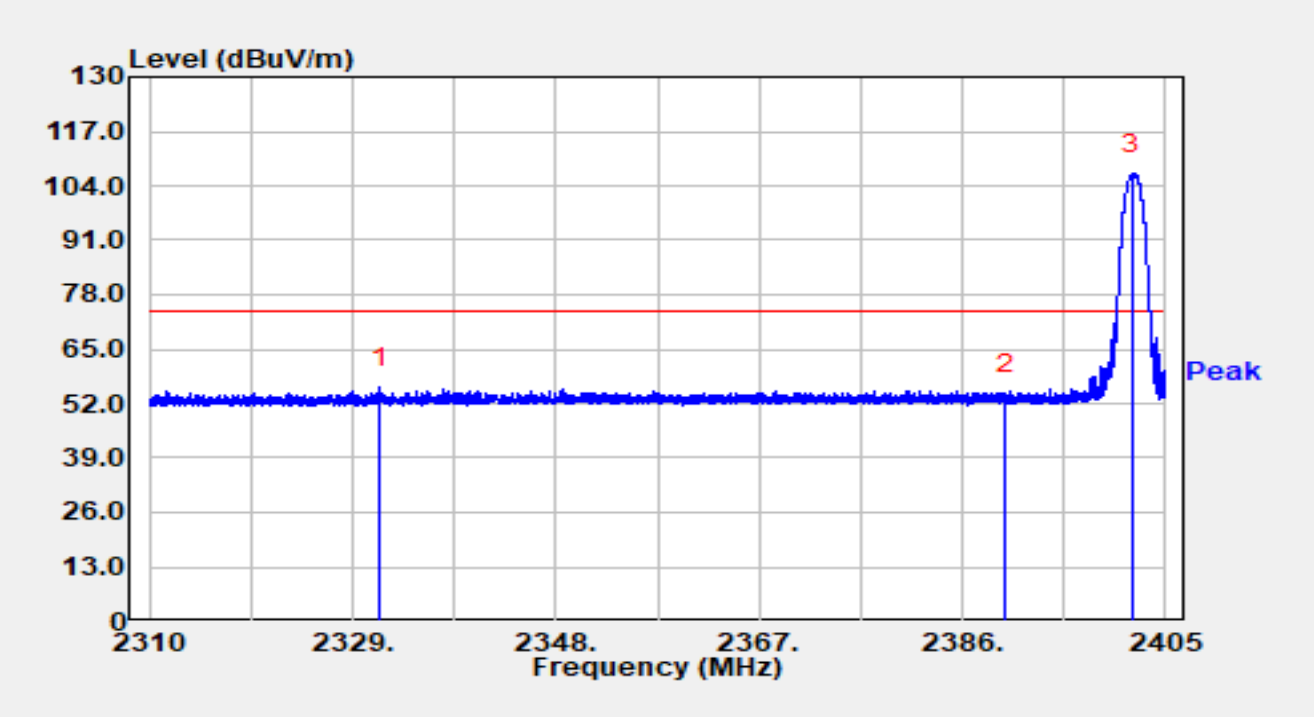


| No | Mark | Frequency (MHz) | Reading (dBμV) | C.F (dB/m) | Measurement (dBμV/m) | Margin (dB) | Limit (dBμV/m) | Detector |
|---|---|---|---|---|---|---|---|---|
| 1 | * | 2331.594 | 26.36 | 29.46 | 55.82 | -18.18 | 74.00 | Peak |
| 2 | | 2390.000 | 24.74 | 29.59 | 54.33 | -19.67 | 74.00 | Peak |
| 3 | | 2401.903 | 77.27 | 29.64 | 106.91 | N/A | N/A | Peak |

Notes:

1. " * ", means this data is the worst emission level.

2. C.F (dB/m) = Antenna Factor (dB/m) + Cable Loss (dB).

3. Measurement (dBμV/m) = Reading (dBμV) + C.F (dB/m).

| | | | |
|---|---|---|---|
| Site | WJ-AC2 | Test Date | 2025-03-29 |
| Temperature | 19.6 °C | Humidity | 41.3 % |
| Limit | FCC_Part 15_Band Edge (3m) | Test Engineer | Carl Jiang |
| Factor | DRH18-E_07105 | Polarity | Horizontal |
| EUT | Bluetooth Module | Test Voltage | DC 3.3V |
| Test Mode | Transmit by 2DH5 at 2402MHz | | |

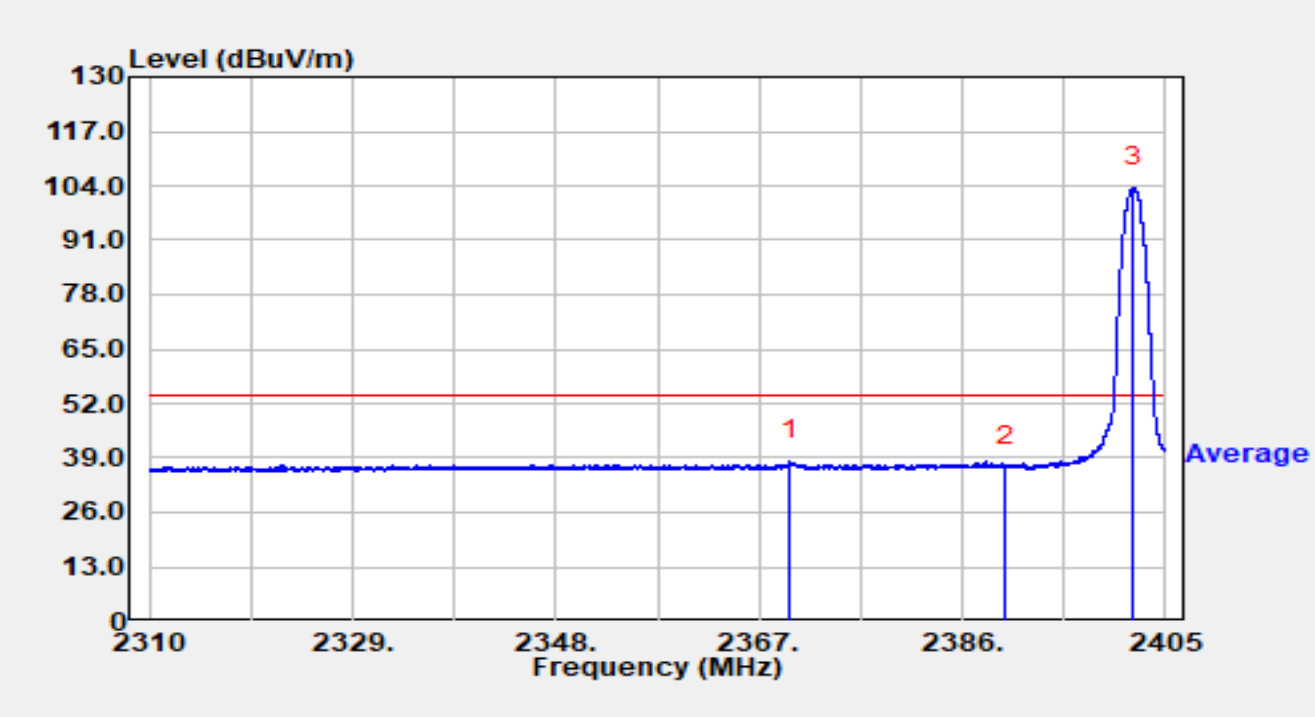


| No | Mark | Frequency (MHz) | Reading (dBμV) | C.F (dB/m) | Measurement (dBμV/m) | Margin (dB) | Limit (dBμV/m) | Detector |
|---|---|---|---|---|---|---|---|---|
| 1 | * | 2369.917 | 8.90 | 29.56 | 38.46 | -15.54 | 54.00 | Average |
| 2 | | 2390.000 | 7.49 | 29.59 | 37.08 | -16.92 | 54.00 | Average |
| 3 | | 2402.008 | 73.98 | 29.64 | 103.62 | N/A | N/A | Average |

Notes:

1. " * ", means this data is the worst emission level.

2. C.F (dB/m) = Antenna Factor (dB/m) + Cable Loss (dB).

3. Measurement (dBμV/m) = Reading (dBμV) + C.F (dB/m).

| | | | |
|---|---|---|---|
| Site | WJ-AC2 | Test Date | 2025-03-29 |
| Temperature | 19.6 °C | Humidity | 41.3 % |
| Limit | FCC_Part 15_Band Edge (3m) | Test Engineer | Carl Jiang |
| Factor | DRH18-E_07105 | Polarity | Vertical |
| EUT | Bluetooth Module | Test Voltage | DC 3.3V |
| Test Mode | Transmit by 2DH5 at 2402MHz | | |

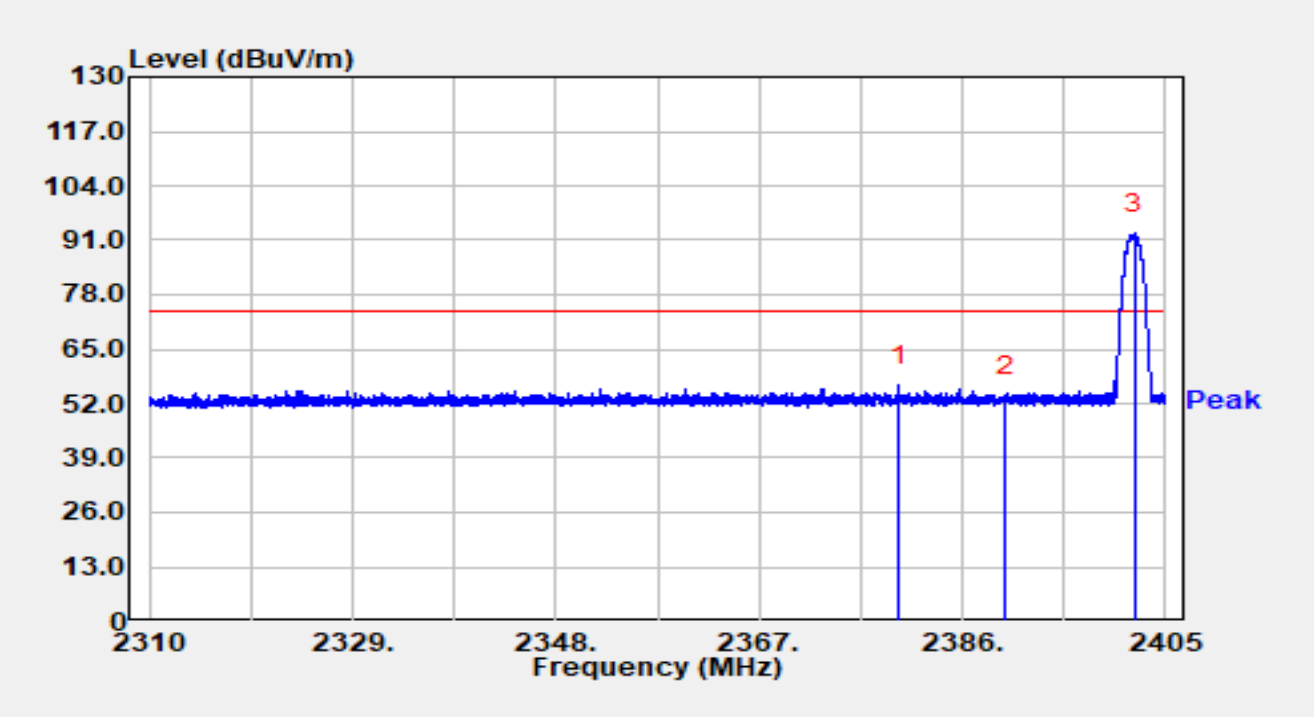


| No | Mark | Frequency (MHz) | Reading (dBμV) | C.F (dB/m) | Measurement (dBμV/m) | Margin (dB) | Limit (dBμV/m) | Detector |
|---|---|---|---|---|---|---|---|---|
| 1 | * | 2380.072 | 26.68 | 29.57 | 56.25 | -17.75 | 74.00 | Peak |
| 2 | | 2390.000 | 24.03 | 29.59 | 53.62 | -20.38 | 74.00 | Peak |
| 3 | | 2402.159 | 62.83 | 29.64 | 92.47 | N/A | N/A | Peak |

Notes:

1. " * ", means this data is the worst emission level.

2. C.F (dB/m) = Antenna Factor (dB/m) + Cable Loss (dB).

3. Measurement (dBμV/m) = Reading (dBμV) + C.F (dB/m).

| | | | |
|---|---|---|---|
| Site | WJ-AC2 | Test Date | 2025-03-29 |
| Temperature | 19.6 °C | Humidity | 41.3 % |
| Limit | FCC_Part 15_Band Edge (3m) | Test Engineer | Carl Jiang |
| Factor | DRH18-E_07105 | Polarity | Vertical |
| EUT | Bluetooth Module | Test Voltage | DC 3.3V |
| Test Mode | Transmit by 2DH5 at 2402MHz | | |

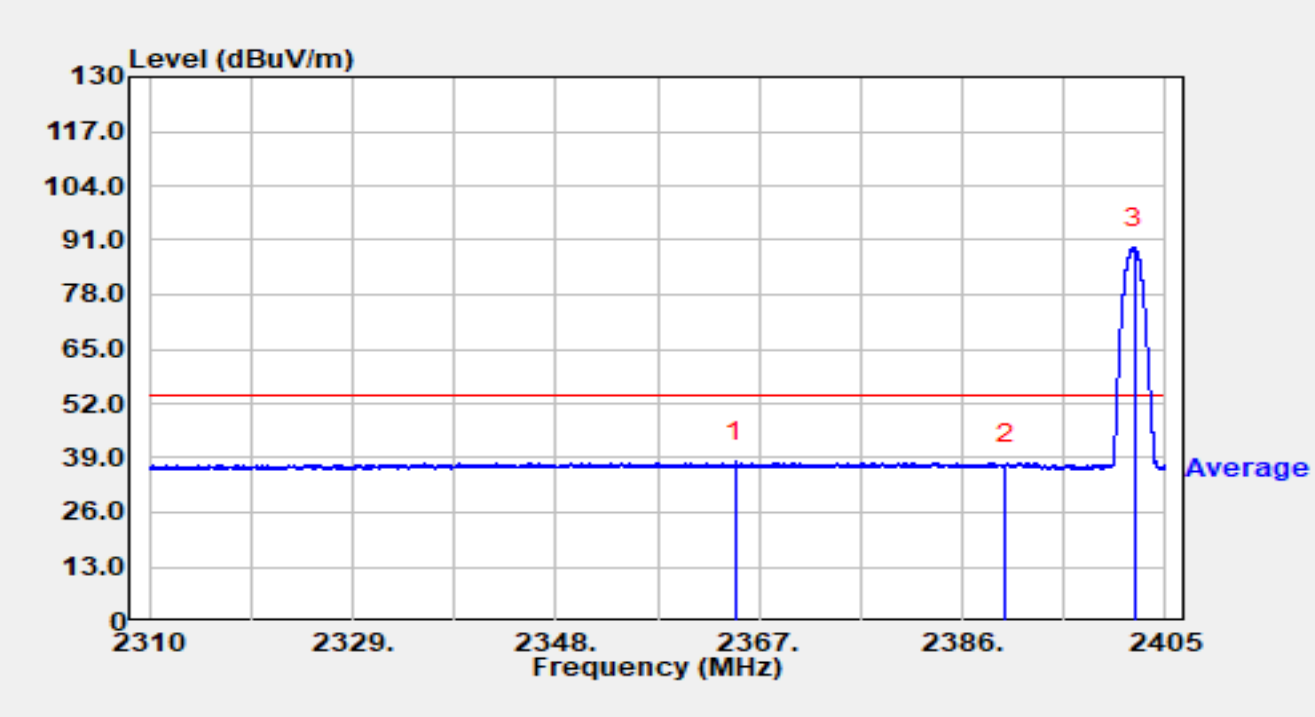


| No | Mark | Frequency (MHz) | Reading (dBμV) | C.F (dB/m) | Measurement (dBμV/m) | Margin (dB) | Limit (dBμV/m) | Detector |
|---|---|---|---|---|---|---|---|---|
| 1 | * | 2364.787 | 8.56 | 29.55 | 38.11 | -15.89 | 54.00 | Average |
| 2 | | 2390.000 | 7.79 | 29.59 | 37.38 | -16.62 | 54.00 | Average |
| 3 | | 2402.064 | 59.49 | 29.64 | 89.13 | N/A | N/A | Average |

Notes:

1. " * ", means this data is the worst emission level.

2. C.F (dB/m) = Antenna Factor (dB/m) + Cable Loss (dB).

3. Measurement (dBμV/m) = Reading (dBμV) + C.F (dB/m).

| | | | |
|---|---|---|---|
| Site | WJ-AC2 | Test Date | 2025-03-29 |
| Temperature | 19.6 °C | Humidity | 41.3 % |
| Limit | FCC_Part 15_Band Edge (3m) | Test Engineer | Carl Jiang |
| Factor | DRH18-E_07105 | Polarity | Horizontal |
| EUT | Bluetooth Module | Test Voltage | DC 3.3V |
| Test Mode | Transmit by 2DH5 at 2480MHz | | |

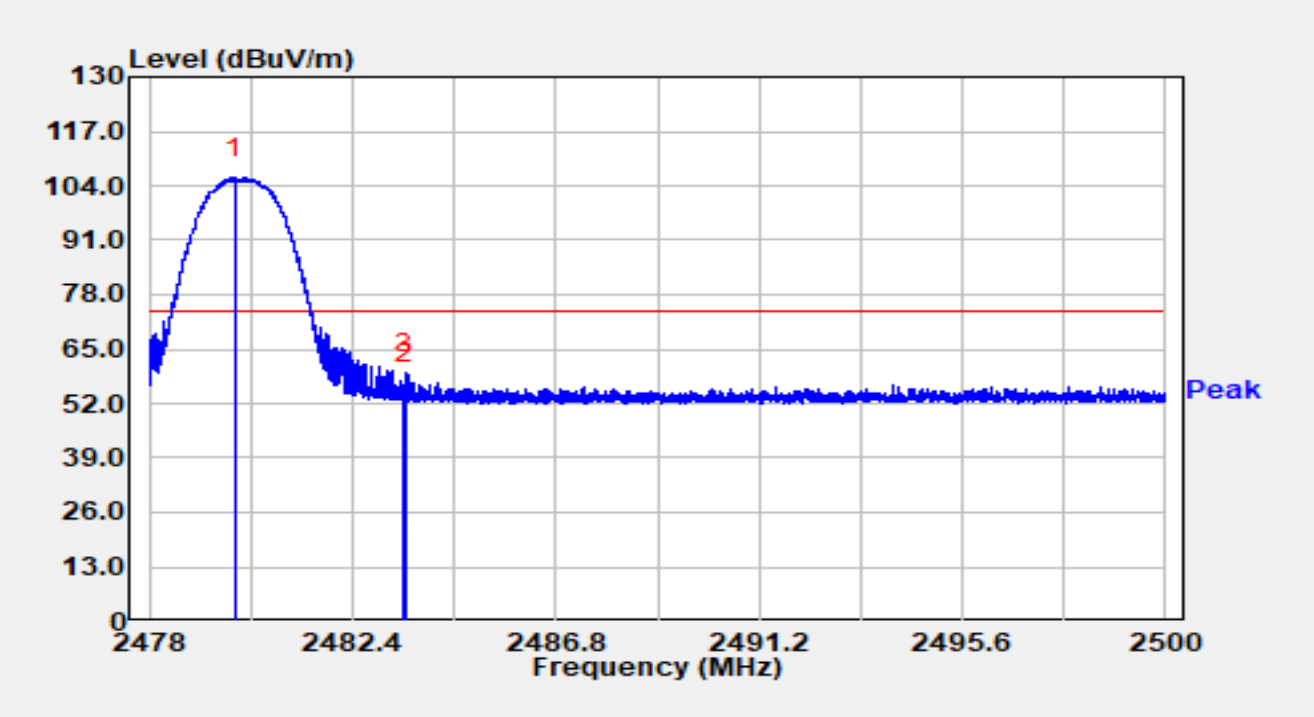


| No | Mark | Frequency (MHz) | Reading (dBμV) | C.F (dB/m) | Measurement (dBμV/m) | Margin (dB) | Limit (dBμV/m) | Detector |
|---|---|---|---|---|---|---|---|---|
| 1 | | 2479.861 | 76.08 | 29.75 | 105.83 | N/A | N/A | Peak |
| 2 | | 2483.500 | 26.78 | 29.76 | 56.55 | -17.45 | 74.00 | Peak |
| 3 | * | 2483.533 | 29.46 | 29.76 | 59.22 | -14.78 | 74.00 | Peak |

Notes:

1. " * ", means this data is the worst emission level.
2. C.F (dB/m) = Antenna Factor (dB/m) + Cable Loss (dB).
3. Measurement (dBμV/m) = Reading (dBμV) + C.F (dB/m).

| | | | |
|---|---|---|---|
| Site | WJ-AC2 | Test Date | 2025-03-29 |
| Temperature | 19.6 °C | Humidity | 41.3 % |
| Limit | FCC_Part 15_Band Edge (3m) | Test Engineer | Carl Jiang |
| Factor | DRH18-E_07105 | Polarity | Horizontal |
| EUT | Bluetooth Module | Test Voltage | DC 3.3V |
| Test Mode | Transmit by 2DH5 at 2480MHz | | |

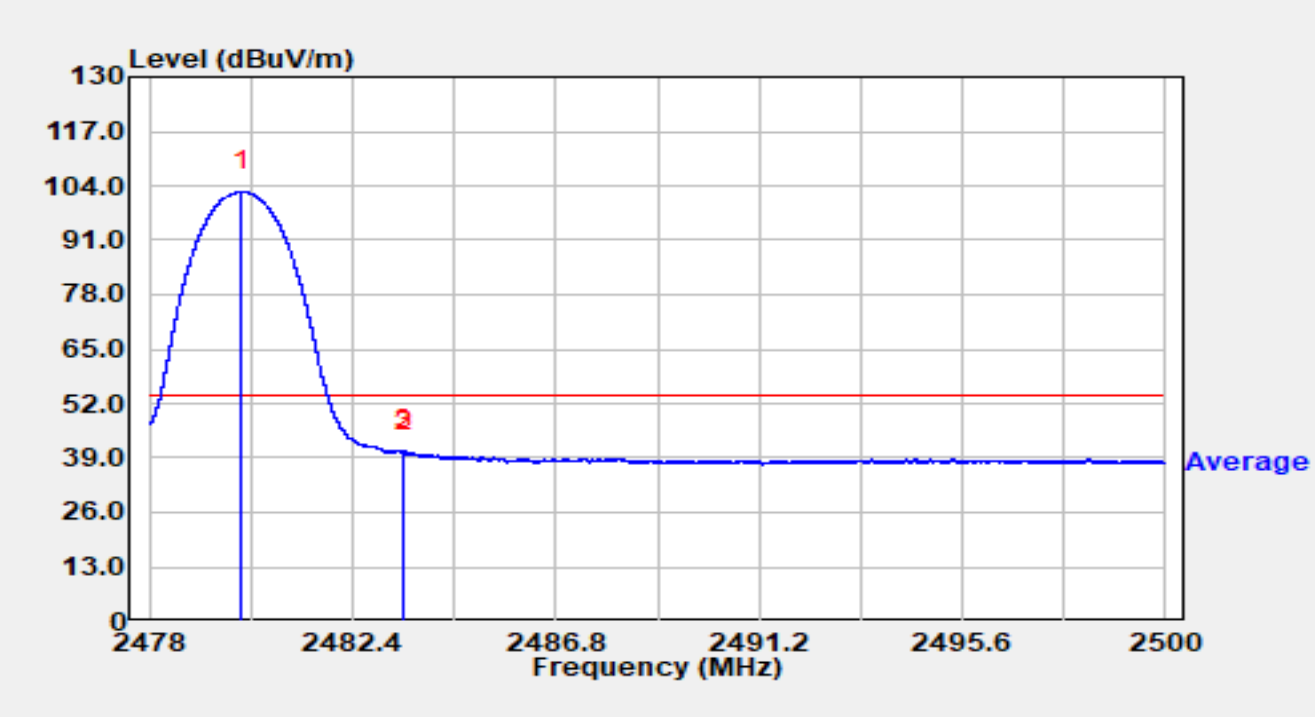


| No | Mark | Frequency (MHz) | Reading (dBμV) | C.F (dB/m) | Measurement (dBμV/m) | Margin (dB) | Limit (dBμV/m) | Detector |
|---|---|---|---|---|---|---|---|---|
| 1 | | 2479.982 | 72.80 | 29.75 | 102.55 | N/A | N/A | Average |
| 2 | | 2483.500 | 10.88 | 29.76 | 40.65 | -13.35 | 54.00 | Average |
| 3 | * | 2483.513 | 11.01 | 29.76 | 40.77 | -13.23 | 54.00 | Average |

Notes:

1. " * ", means this data is the worst emission level.

2. C.F (dB/m) = Antenna Factor (dB/m) + Cable Loss (dB).

3. Measurement (dBμV/m) = Reading (dBμV) + C.F (dB/m).

| | | | |
|---|---|---|---|
| Site | WJ-AC2 | Test Date | 2025-03-29 |
| Temperature | 19.6 °C | Humidity | 41.3 % |
| Limit | FCC_Part 15_Band Edge (3m) | Test Engineer | Carl Jiang |
| Factor | DRH18-E_07105 | Polarity | Vertical |
| EUT | Bluetooth Module | Test Voltage | DC 3.3V |
| Test Mode | Transmit by 2DH5 at 2480MHz | | |

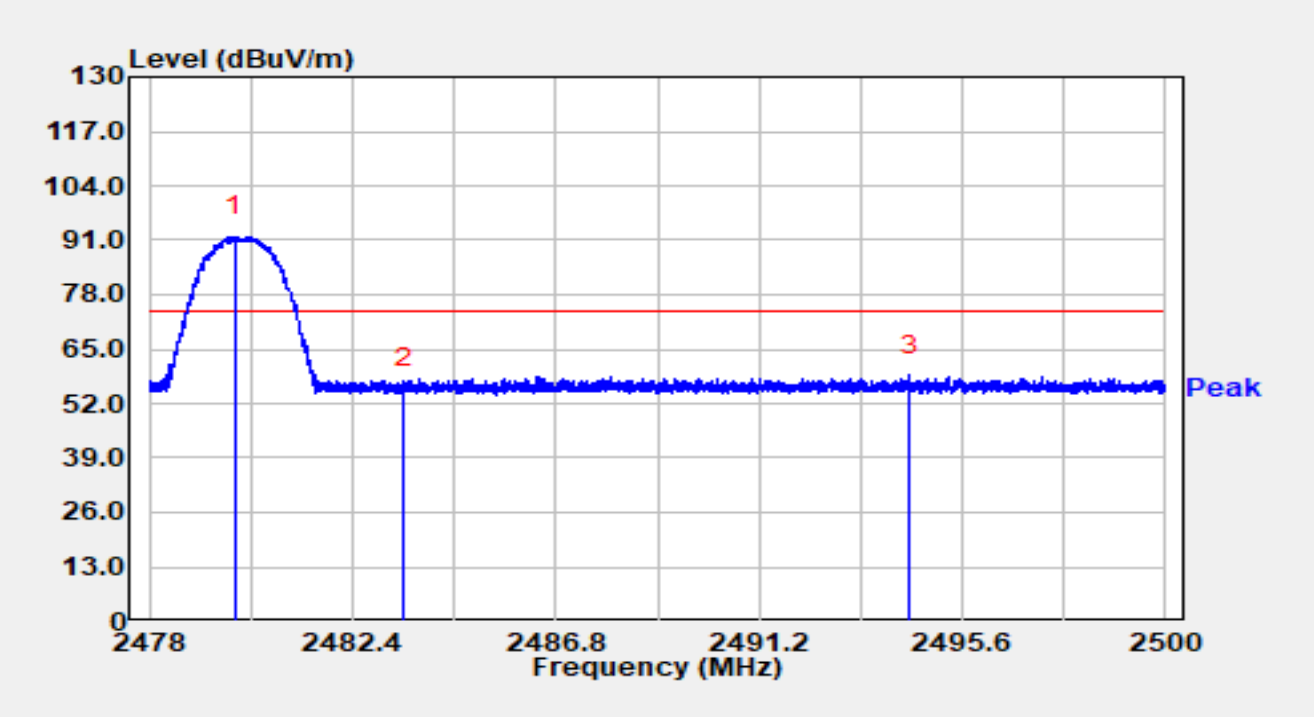


| No | Mark | Frequency (MHz) | Reading (dBμV) | C.F (dB/m) | Measurement (dBμV/m) | Margin (dB) | Limit (dBμV/m) | Detector |
|---|---|---|---|---|---|---|---|---|
| 1 | | 2479.846 | 62.21 | 29.75 | 91.97 | N/A | N/A | Peak |
| 2 | | 2483.500 | 25.75 | 29.76 | 55.51 | -18.49 | 74.00 | Peak |
| 3 | * | 2494.449 | 28.90 | 29.79 | 58.69 | -15.31 | 74.00 | Peak |

Notes:

1. " * ", means this data is the worst emission level.

2. C.F (dB/m) = Antenna Factor (dB/m) + Cable Loss (dB).

3. Measurement (dBμV/m) = Reading (dBμV) + C.F (dB/m).

| | | | |
|---|---|---|---|
| Site | WJ-AC2 | Test Date | 2025-03-29 |
| Temperature | 19.6 °C | Humidity | 41.3 % |
| Limit | FCC_Part 15_Band Edge (3m) | Test Engineer | Carl Jiang |
| Factor | DRH18-E_07105 | Polarity | Vertical |
| EUT | Bluetooth Module | Test Voltage | DC 3.3V |
| Test Mode | Transmit by 2DH5 at 2480MHz | | |

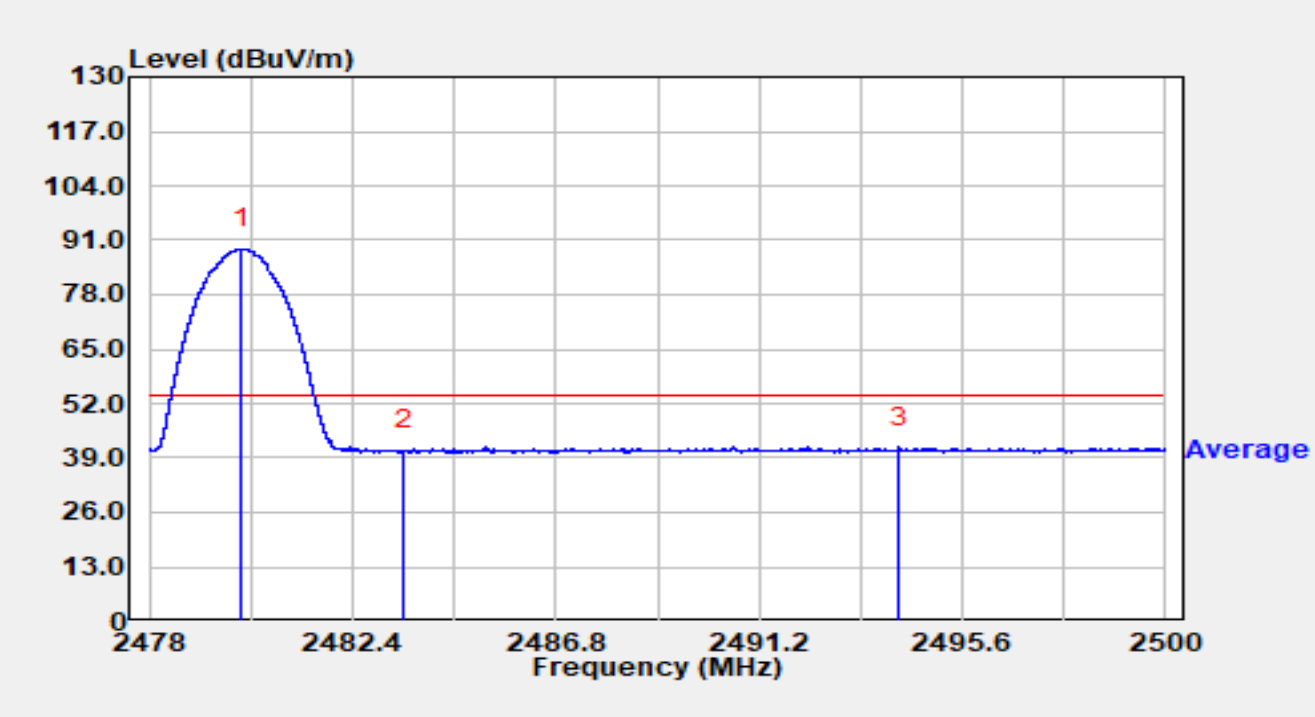


| No | Mark | Frequency (MHz) | Reading (dBμV) | C.F (dB/m) | Measurement (dBμV/m) | Margin (dB) | Limit (dBμV/m) | Detector |
|---|---|---|---|---|---|---|---|---|
| 1 | | 2479.987 | 59.04 | 29.75 | 88.80 | N/A | N/A | Average |
| 2 | | 2483.500 | 11.04 | 29.76 | 40.80 | -13.20 | 54.00 | Average |
| 3 | * | 2494.223 | 11.74 | 29.79 | 41.54 | -12.46 | 54.00 | Average |

Notes:

1. " * ", means this data is the worst emission level.

2. C.F (dB/m) = Antenna Factor (dB/m) + Cable Loss (dB).

3. Measurement (dBμV/m) = Reading (dBμV) + C.F (dB/m).

| | | | |
|---|---|---|---|
| Site | WJ-AC2 | Test Date | 2025-03-29 |
| Temperature | 19.6 °C | Humidity | 41.3 % |
| Limit | FCC_Part 15_Band Edge (3m) | Test Engineer | Carl Jiang |
| Factor | DRH18-E_07105 | Polarity | Horizontal |
| EUT | Bluetooth Module | Test Voltage | DC 3.3V |
| Test Mode | Transmit by 3DH5 at 2402MHz | | |

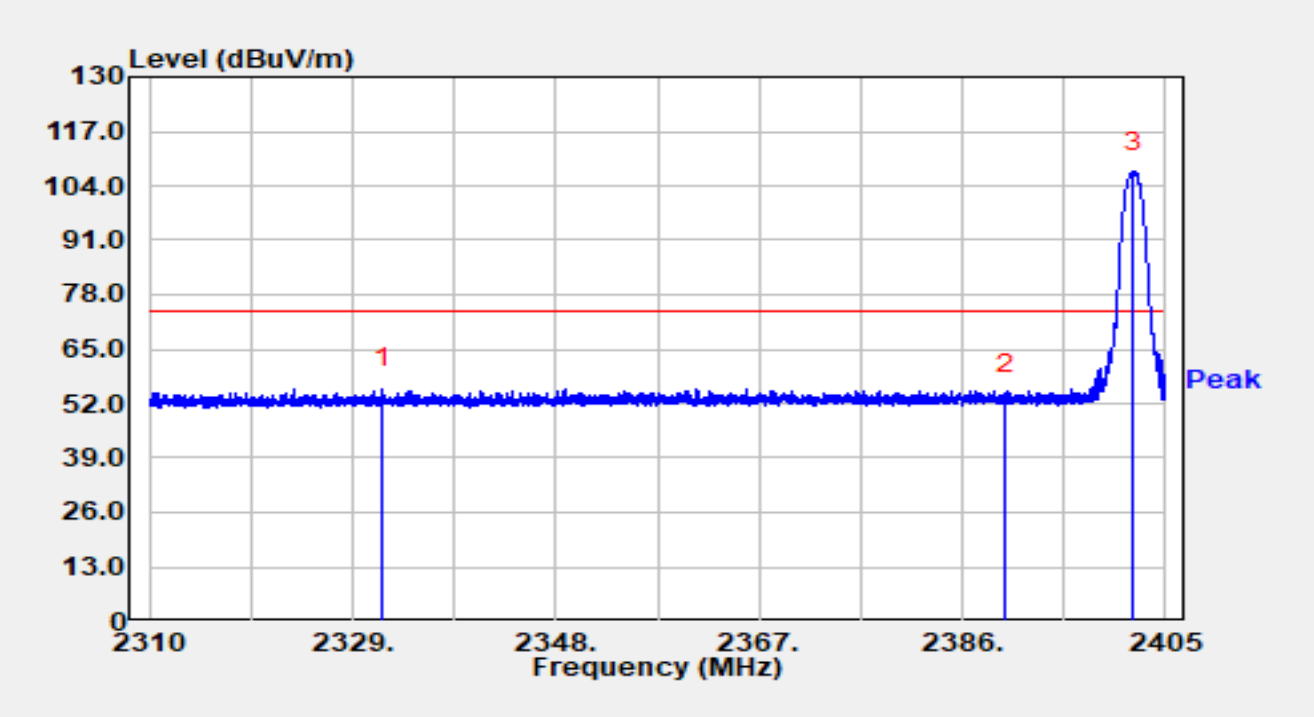


| No | Mark | Frequency (MHz) | Reading (dBμV) | C.F (dB/m) | Measurement (dBμV/m) | Margin (dB) | Limit (dBμV/m) | Detector |
|---|---|---|---|---|---|---|---|---|
| 1 | * | 2331.746 | 26.04 | 29.46 | 55.50 | -18.50 | 74.00 | Peak |
| 2 | | 2390.000 | 24.45 | 29.59 | 54.04 | -19.96 | 74.00 | Peak |
| 3 | | 2401.931 | 77.78 | 29.64 | 107.42 | N/A | N/A | Peak |

Notes:

1. " * ", means this data is the worst emission level.

2. C.F (dB/m) = Antenna Factor (dB/m) + Cable Loss (dB).

3. Measurement (dBμV/m) = Reading (dBμV) + C.F (dB/m).

| | | | |
|---|---|---|---|
| Site | WJ-AC2 | Test Date | 2025-03-29 |
| Temperature | 19.6 °C | Humidity | 41.3 % |
| Limit | FCC_Part 15_Band Edge (3m) | Test Engineer | Carl Jiang |
| Factor | DRH18-E_07105 | Polarity | Horizontal |
| EUT | Bluetooth Module | Test Voltage | DC 3.3V |
| Test Mode | Transmit by 3DH5 at 2402MHz | | |

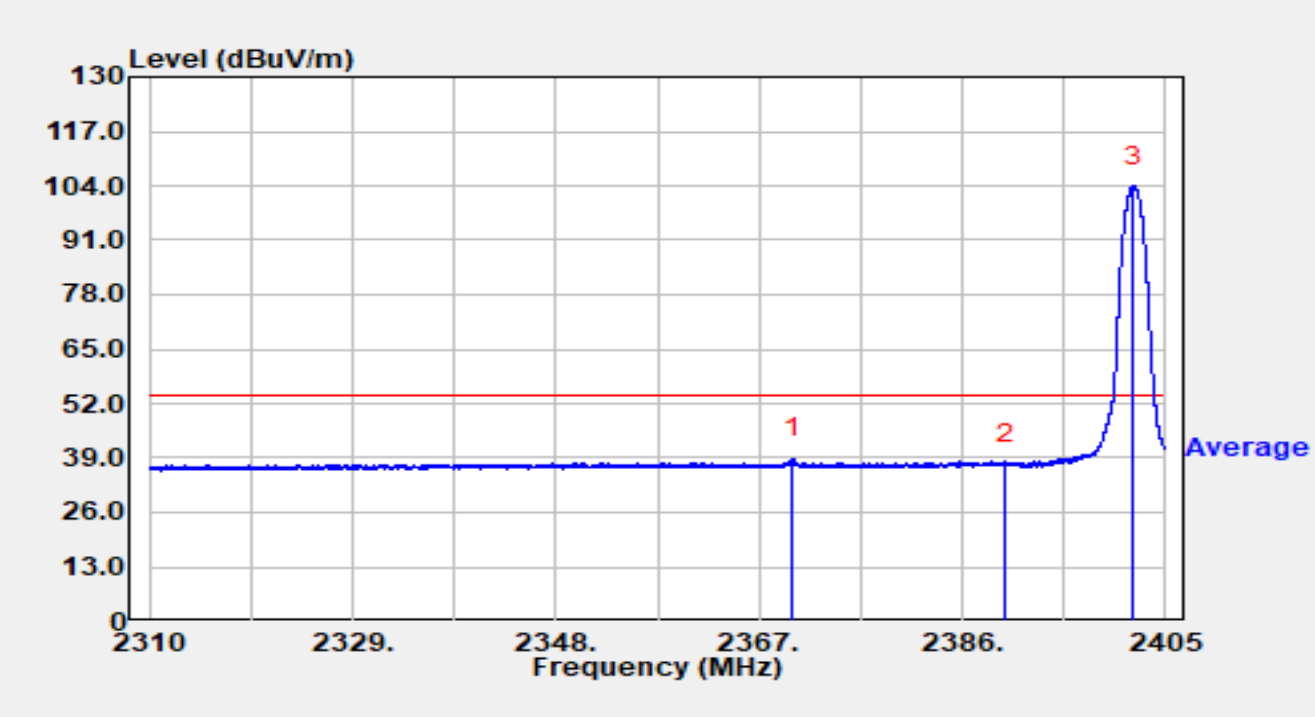


| No | Mark | Frequency (MHz) | Reading (dBμV) | C.F (dB/m) | Measurement (dBμV/m) | Margin (dB) | Limit (dBμV/m) | Detector |
|---|---|---|---|---|---|---|---|---|
| 1 | * | 2370.069 | 9.20 | 29.56 | 38.76 | -15.24 | 54.00 | Average |
| 2 | | 2390.000 | 7.79 | 29.59 | 37.38 | -16.62 | 54.00 | Average |
| 3 | | 2402.008 | 74.21 | 29.64 | 103.85 | N/A | N/A | Average |

Notes:

1. " * ", means this data is the worst emission level.

2. C.F (dB/m) = Antenna Factor (dB/m) + Cable Loss (dB).

3. Measurement (dBμV/m) = Reading (dBμV) + C.F (dB/m).

| | | | |
|---|---|---|---|
| Site | WJ-AC2 | Test Date | 2025-03-29 |
| Temperature | 19.6 °C | Humidity | 41.3 % |
| Limit | FCC_Part 15_Band Edge (3m) | Test Engineer | Carl Jiang |
| Factor | DRH18-E_07105 | Polarity | Vertical |
| EUT | Bluetooth Module | Test Voltage | DC 3.3V |
| Test Mode | Transmit by 3DH5 at 2402MHz | | |

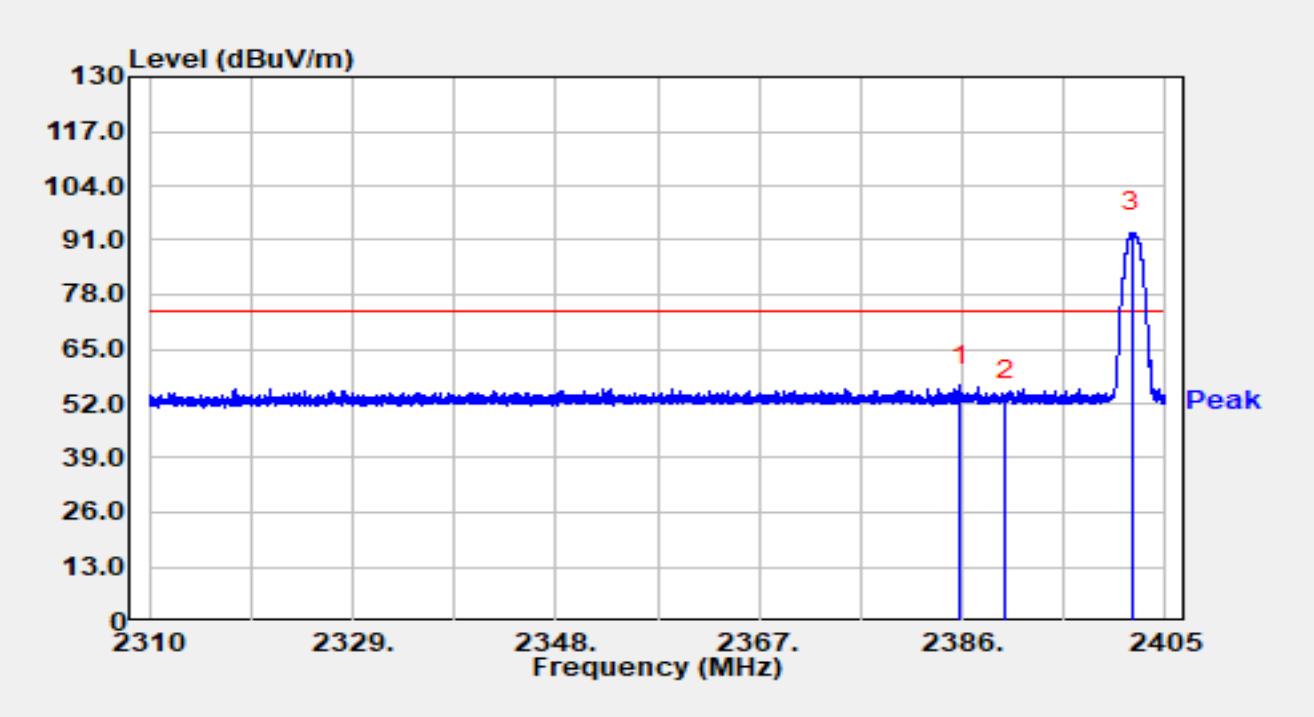


| No | Mark | Frequency (MHz) | Reading (dBμV) | C.F (dB/m) | Measurement (dBμV/m) | Margin (dB) | Limit (dBμV/m) | Detector |
|---|---|---|---|---|---|---|---|---|
| 1 | * | 2385.772 | 26.73 | 29.57 | 56.30 | -17.70 | 74.00 | Peak |
| 2 | | 2390.000 | 22.98 | 29.59 | 52.58 | -21.42 | 74.00 | Peak |
| 3 | | 2401.846 | 63.25 | 29.64 | 92.89 | N/A | N/A | Peak |

Notes:

1. " * ", means this data is the worst emission level.

2. C.F (dB/m) = Antenna Factor (dB/m) + Cable Loss (dB).

3. Measurement (dBμV/m) = Reading (dBμV) + C.F (dB/m).

| | | | |
|---|---|---|---|
| Site | WJ-AC2 | Test Date | 2025-03-29 |
| Temperature | 19.6 °C | Humidity | 41.3 % |
| Limit | FCC_Part 15_Band Edge (3m) | Test Engineer | Carl Jiang |
| Factor | DRH18-E_07105 | Polarity | Vertical |
| EUT | Bluetooth Module | Test Voltage | DC 3.3V |
| Test Mode | Transmit by 3DH5 at 2402MHz | | |

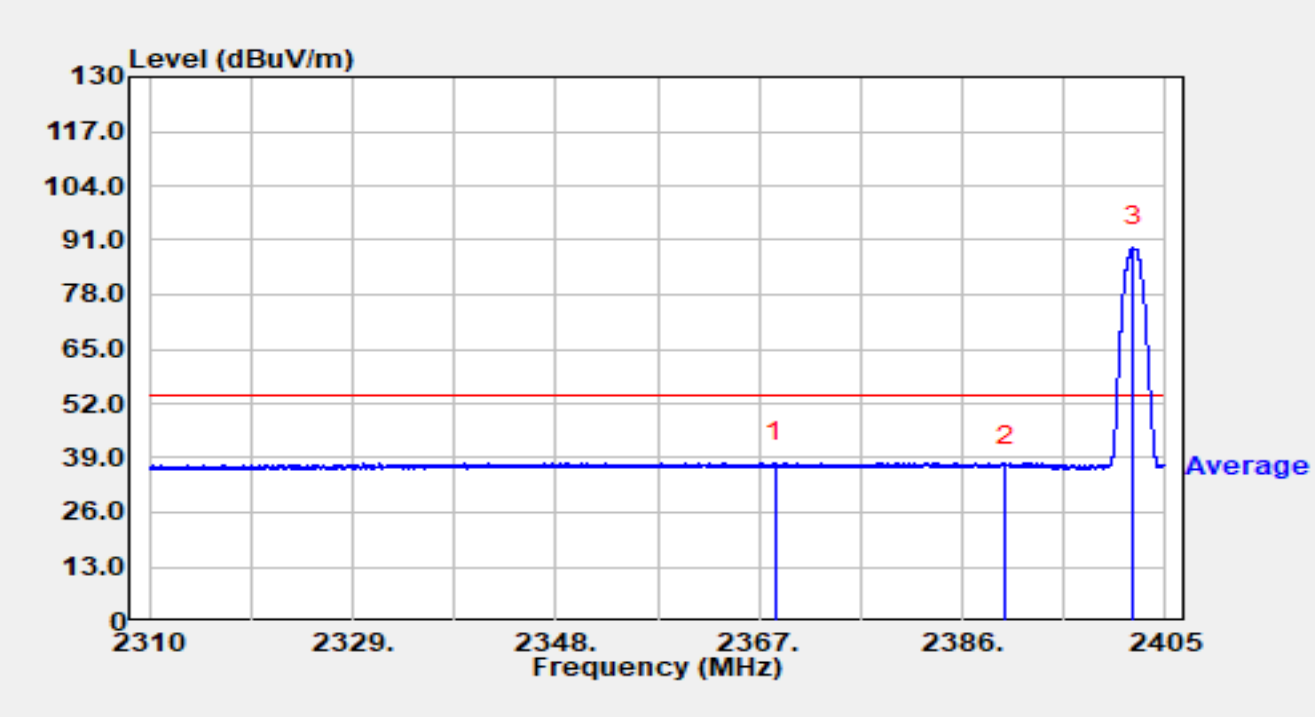


| No | Mark | Frequency (MHz) | Reading (dBμV) | C.F (dB/m) | Measurement (dBμV/m) | Margin (dB) | Limit (dBμV/m) | Detector |
|---|---|---|---|---|---|---|---|---|
| 1 | * | 2368.520 | 8.40 | 29.56 | 37.96 | -16.04 | 54.00 | Average |
| 2 | | 2390.000 | 7.56 | 29.59 | 37.15 | -16.85 | 54.00 | Average |
| 3 | | 2401.941 | 59.71 | 29.64 | 89.35 | N/A | N/A | Average |

Notes:

1. " * ", means this data is the worst emission level.
2. C.F (dB/m) = Antenna Factor (dB/m) + Cable Loss (dB).
3. Measurement (dBμV/m) = Reading (dBμV) + C.F (dB/m).

| | | | |
|---|---|---|---|
| Site | WJ-AC2 | Test Date | 2025-03-29 |
| Temperature | 19.6 °C | Humidity | 41.3 % |
| Limit | FCC_Part 15_Band Edge (3m) | Test Engineer | Carl Jiang |
| Factor | DRH18-E_07105 | Polarity | Horizontal |
| EUT | Bluetooth Module | Test Voltage | DC 3.3V |
| Test Mode | Transmit by 3DH5 at 2480MHz | | |

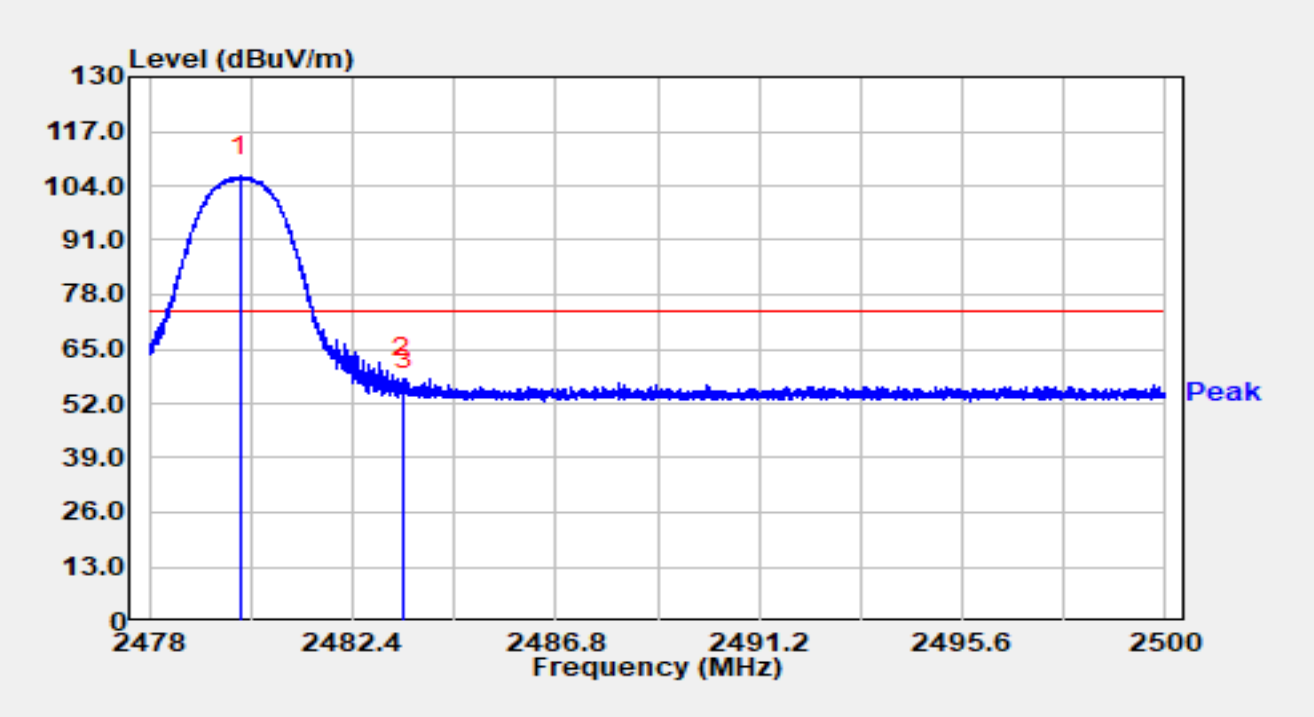


| No | Mark | Frequency (MHz) | Reading (dBμV) | C.F (dB/m) | Measurement (dBμV/m) | Margin (dB) | Limit (dBμV/m) | Detector |
|---|---|---|---|---|---|---|---|---|
| 1 | | 2479.967 | 76.50 | 29.75 | 106.25 | N/A | N/A | Peak |
| 2 | * | 2483.493 | 28.36 | 29.76 | 58.12 | -15.88 | 74.00 | Peak |
| 3 | | 2483.500 | 25.56 | 29.76 | 55.32 | -18.68 | 74.00 | Peak |

Notes:

1. " * ", means this data is the worst emission level.

2. C.F (dB/m) = Antenna Factor (dB/m) + Cable Loss (dB).

3. Measurement (dBμV/m) = Reading (dBμV) + C.F (dB/m).

| | | | |
|---|---|---|---|
| Site | WJ-AC2 | Test Date | 2025-03-29 |
| Temperature | 19.6 °C | Humidity | 41.3 % |
| Limit | FCC_Part 15_Band Edge (3m) | Test Engineer | Carl Jiang |
| Factor | DRH18-E_07105 | Polarity | Horizontal |
| EUT | Bluetooth Module | Test Voltage | DC 3.3V |
| Test Mode | Transmit by 3DH5 at 2480MHz | | |

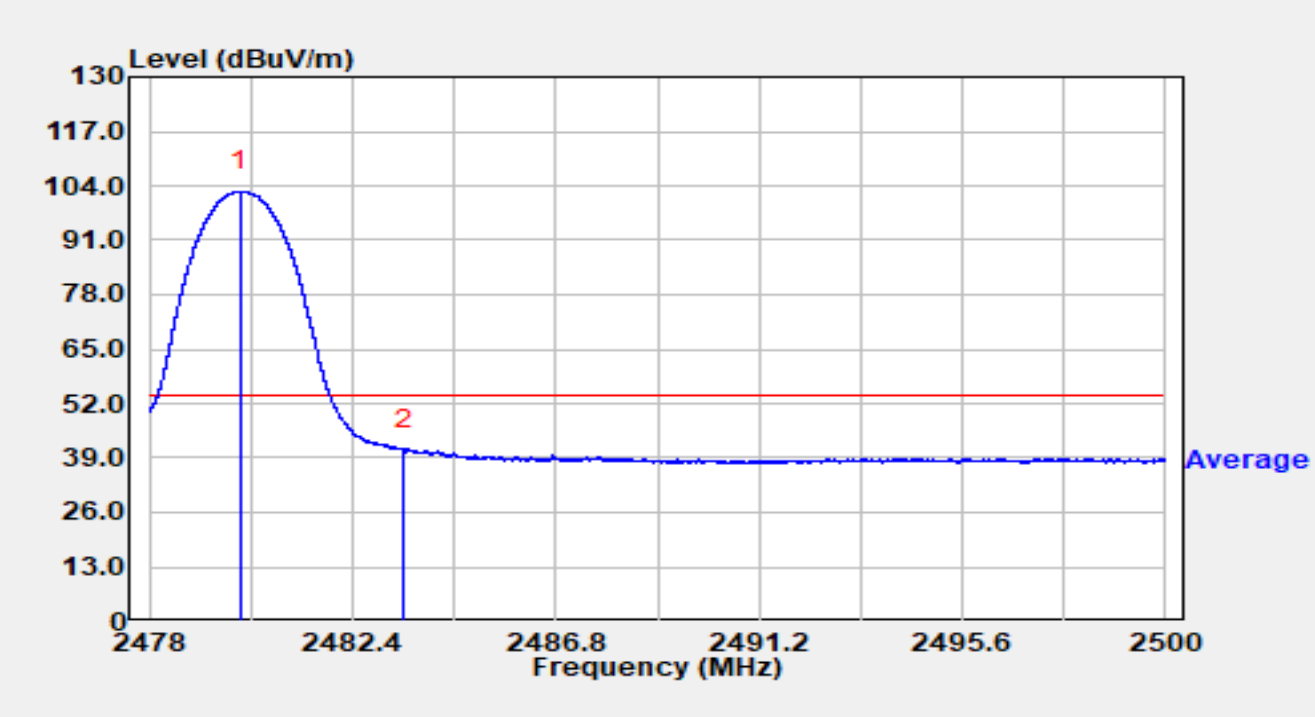


| No | Mark | Frequency (MHz) | Reading (dBμV) | C.F (dB/m) | Measurement (dBμV/m) | Margin (dB) | Limit (dBμV/m) | Detector |
|---|---|---|---|---|---|---|---|---|
| 1 | | 2479.954 | 72.87 | 29.75 | 102.62 | N/A | N/A | Average |
| 2 | * | 2483.500 | 11.30 | 29.76 | 41.06 | -12.94 | 54.00 | Average |

Notes:

1. " * ", means this data is the worst emission level.

2. C.F (dB/m) = Antenna Factor (dB/m) + Cable Loss (dB).

3. Measurement (dBμV/m) = Reading (dBμV) + C.F (dB/m).

| | | | |
|---|---|---|---|
| Site | WJ-AC2 | Test Date | 2025-03-29 |
| Temperature | 19.6 °C | Humidity | 41.3 % |
| Limit | FCC_Part 15_Band Edge (3m) | Test Engineer | Carl Jiang |
| Factor | DRH18-E_07105 | Polarity | Vertical |
| EUT | Bluetooth Module | Test Voltage | DC 3.3V |
| Test Mode | Transmit by 3DH5 at 2480MHz | | |

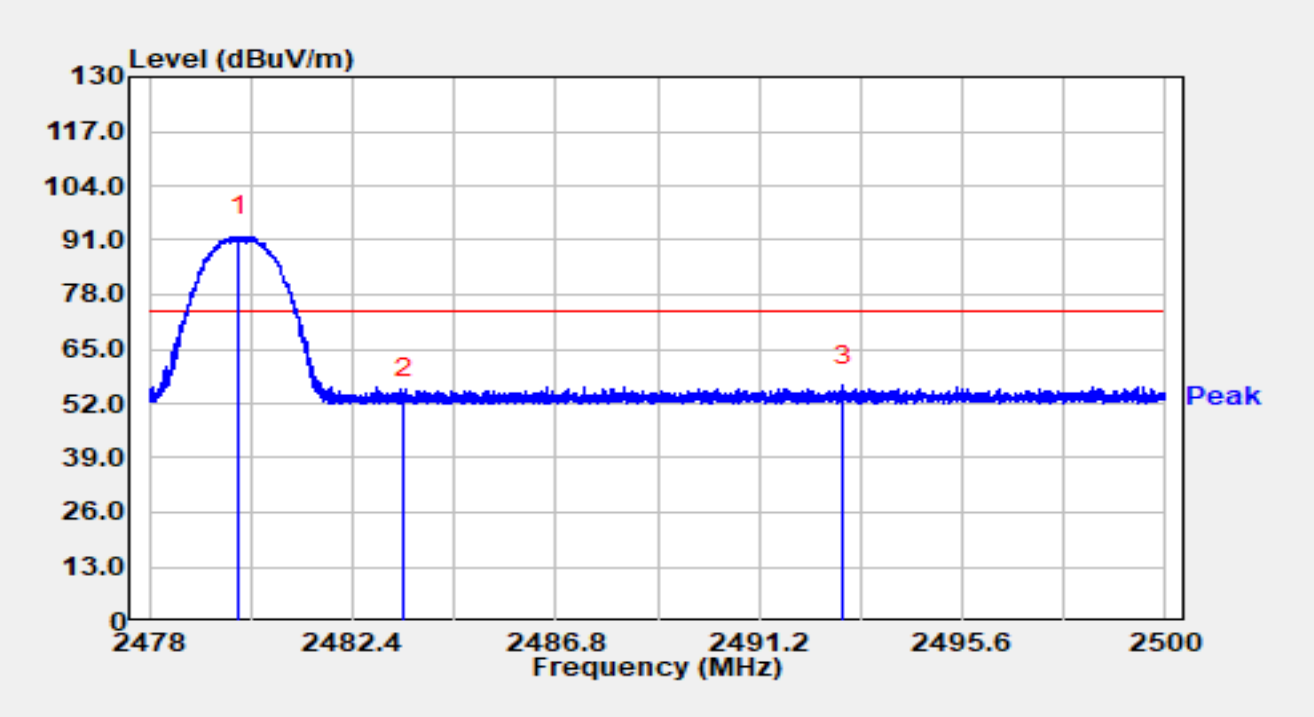


| No | Mark | Frequency (MHz) | Reading (dBμV) | C.F (dB/m) | Measurement (dBμV/m) | Margin (dB) | Limit (dBμV/m) | Detector |
|---|---|---|---|---|---|---|---|---|
| 1 | | 2479.945 | 62.19 | 29.75 | 91.95 | N/A | N/A | Peak |
| 2 | | 2483.500 | 23.67 | 29.76 | 53.43 | -20.57 | 74.00 | Peak |
| 3 | * | 2493.031 | 26.42 | 29.79 | 56.21 | -17.79 | 74.00 | Peak |

Notes:

1. " * ", means this data is the worst emission level.

2. C.F (dB/m) = Antenna Factor (dB/m) + Cable Loss (dB).

3. Measurement (dBμV/m) = Reading (dBμV) + C.F (dB/m).

| | | | |
|---|---|---|---|
| Site | WJ-AC2 | Test Date | 2025-03-29 |
| Temperature | 19.6 °C | Humidity | 41.3 % |
| Limit | FCC_Part 15_Band Edge (3m) | Test Engineer | Carl Jiang |
| Factor | DRH18-E_07105 | Polarity | Vertical |
| EUT | Bluetooth Module | Test Voltage | DC 3.3V |
| Test Mode | Transmit by 3DH5 at 2480MHz | | |

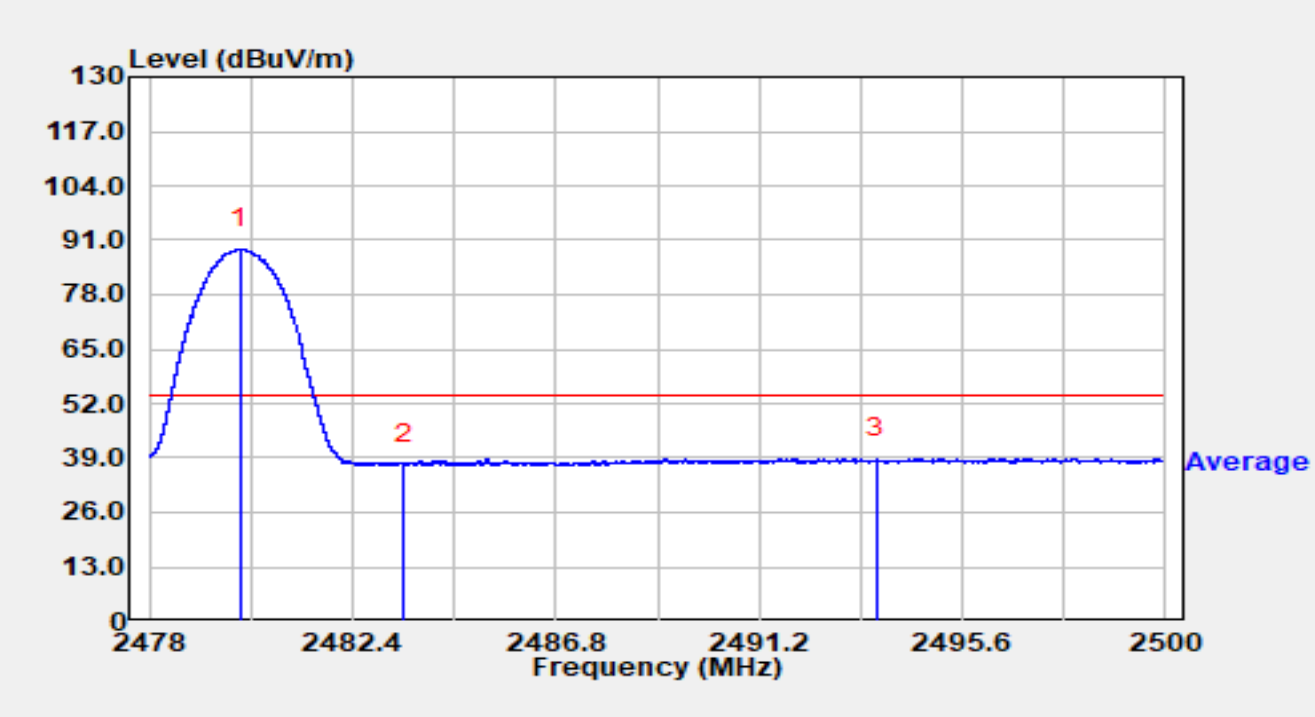


| No | Mark | Frequency (MHz) | Reading (dBμV) | C.F (dB/m) | Measurement (dBμV/m) | Margin (dB) | Limit (dBμV/m) | Detector |
|---|---|---|---|---|---|---|---|---|
| 1 | | 2479.980 | 59.08 | 29.75 | 88.83 | N/A | N/A | Average |
| 2 | | 2483.500 | 7.68 | 29.76 | 37.45 | -16.55 | 54.00 | Average |
| 3 | * | 2493.743 | 9.09 | 29.79 | 38.88 | -15.12 | 54.00 | Average |

Notes:

1. " * ", means this data is the worst emission level.

2. C.F (dB/m) = Antenna Factor (dB/m) + Cable Loss (dB).

3. Measurement (dBμV/m) = Reading (dBμV) + C.F (dB/m).

**Antenna #4**

| | | | |
|---|---|---|---|
| Site | WJ-AC2 | Test Date | 2025-03-29 |
| Temperature | 19.6°C | Humidity | 41.3% |
| Limit | FCC_Part 15_Band Edge (3m) | Test Engineer | Carl Jiang |
| Factor | DRH18-E_07105 | Polarity | Horizontal |
| EUT | Bluetooth Module | Test Voltage | DC 3.3V |
| Test Mode | Transmit by DH5 at 2402MHz | | |

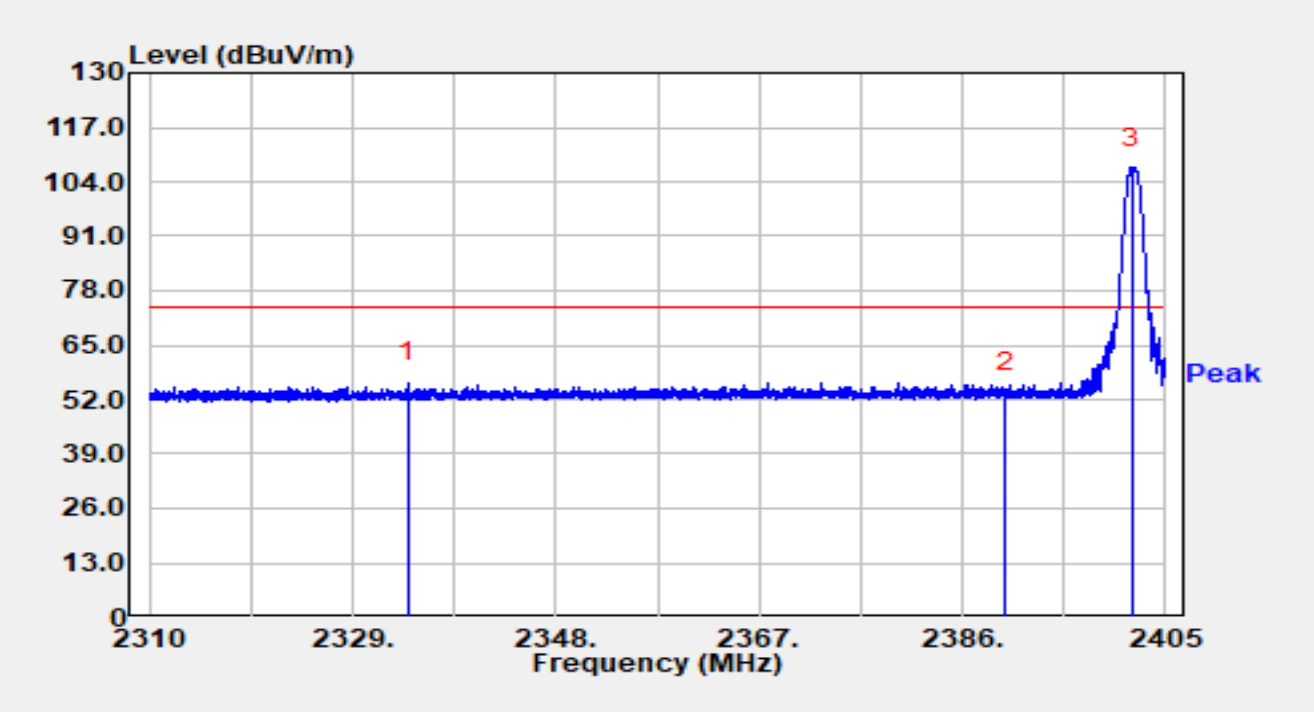


| No | Mark | Frequency (MHz) | Reading (dBμV) | C.F (dB/m) | Measurement (dBμV/m) | Margin (dB) | Limit (dBμV/m) | Detector |
|---|---|---|---|---|---|---|---|---|
| 1 | * | 2334.197 | 26.69 | 29.47 | 56.16 | -17.84 | 74.00 | Peak |
| 2 | | 2390.000 | 24.15 | 29.59 | 53.75 | -20.25 | 74.00 | Peak |
| 3 | | 2401.827 | 77.58 | 29.64 | 107.22 | N/A | N/A | Peak |

Notes:

1. " * ", means this data is the worst emission level.

2. C.F (dB/m) = Antenna Factor (dB/m) + Cable Loss (dB).

3. Measurement (dBμV/m) = Reading (dBμV) + C.F (dB/m).

| | | | |
|---|---|---|---|
| Site | WJ-AC2 | Test Date | 2025-03-29 |
| Temperature | 19.6°C | Humidity | 41.3% |
| Limit | FCC_Part 15_Band Edge (3m) | Test Engineer | Carl Jiang |
| Factor | DRH18-E_07105 | Polarity | Horizontal |
| EUT | Bluetooth Module | Test Voltage | DC 3.3V |
| Test Mode | Transmit by DH5 at 2402MHz | | |

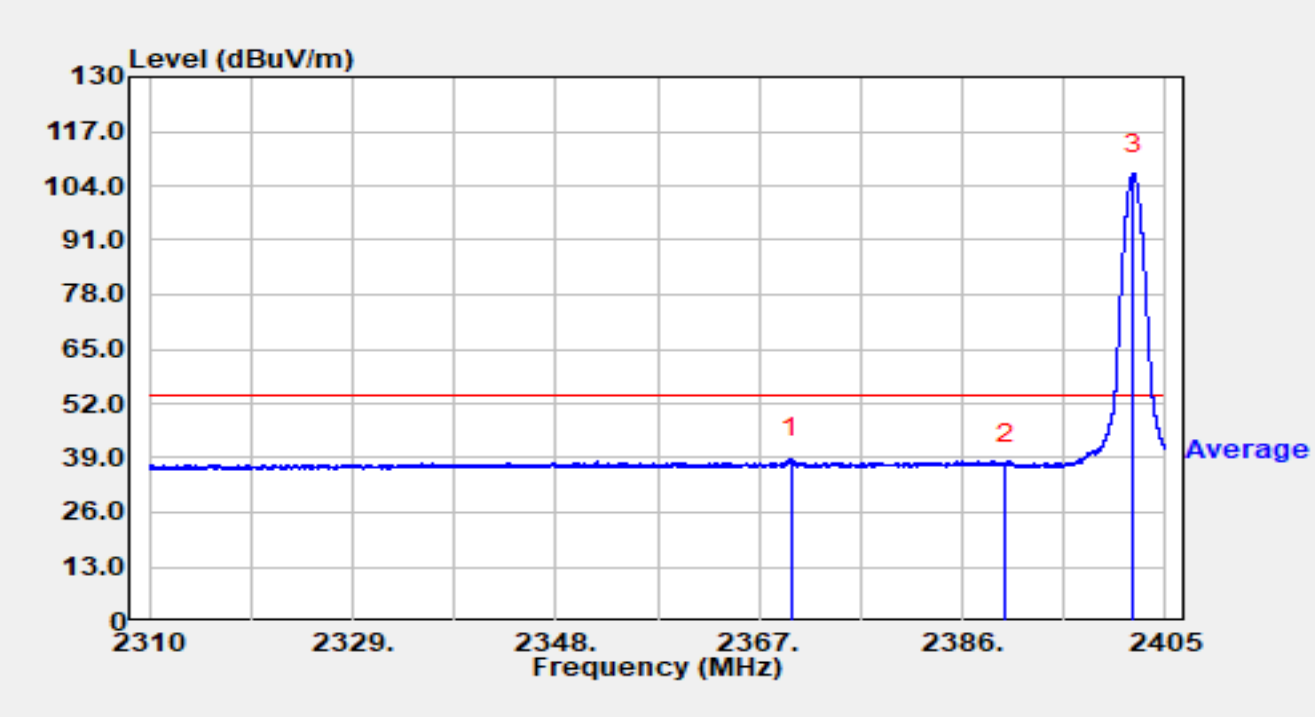


| No | Mark | Frequency (MHz) | Reading (dBμV) | C.F (dB/m) | Measurement (dBμV/m) | Margin (dB) | Limit (dBμV/m) | Detector |
|---|---|---|---|---|---|---|---|---|
| 1 | * | 2370.050 | 9.36 | 29.56 | 38.92 | -15.08 | 54.00 | Average |
| 2 | | 2390.000 | 8.07 | 29.59 | 37.66 | -16.34 | 54.00 | Average |
| 3 | | 2401.998 | 77.28 | 29.64 | 106.92 | N/A | N/A | Average |

Notes:

1. " * ", means this data is the worst emission level.

2. C.F (dB/m) = Antenna Factor (dB/m) + Cable Loss (dB).

3. Measurement (dBμV/m) = Reading (dBμV) + C.F (dB/m).

| | | | |
|---|---|---|---|
| Site | WJ-AC2 | Test Date | 2025-03-29 |
| Temperature | 19.6°C | Humidity | 41.3% |
| Limit | FCC_Part 15_Band Edge (3m) | Test Engineer | Carl Jiang |
| Factor | DRH18-E_07105 | Polarity | Vertical |
| EUT | Bluetooth Module | Test Voltage | DC 3.3V |
| Test Mode | Transmit by DH5 at 2402MHz | | |

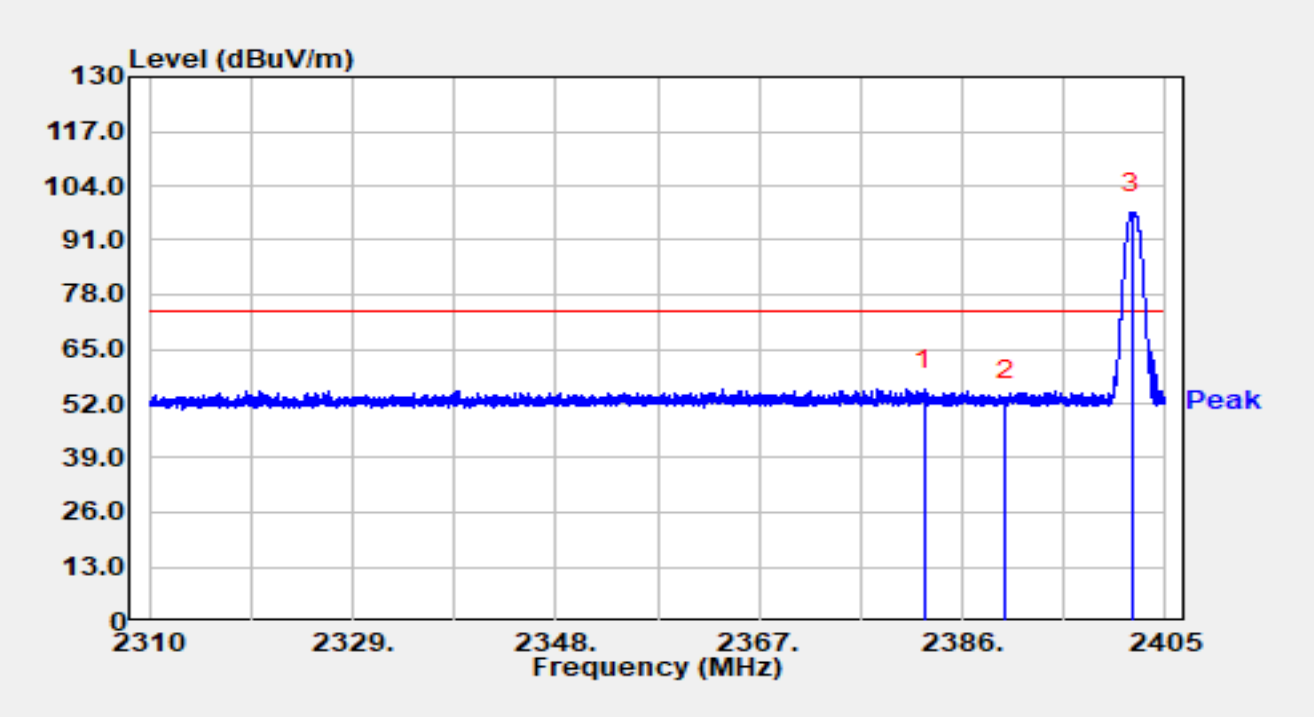


| No | Mark | Frequency (MHz) | Reading (dBμV) | C.F (dB/m) | Measurement (dBμV/m) | Margin (dB) | Limit (dBμV/m) | Detector |
|---|---|---|---|---|---|---|---|---|
| 1 | * | 2382.504 | 25.75 | 29.57 | 55.32 | -18.68 | 74.00 | Peak |
| 2 | | 2390.000 | 22.96 | 29.59 | 52.55 | -21.45 | 74.00 | Peak |
| 3 | | 2401.827 | 67.79 | 29.64 | 97.43 | N/A | N/A | Peak |

Notes:

1. " * ", means this data is the worst emission level.

2. C.F (dB/m) = Antenna Factor (dB/m) + Cable Loss (dB).

3. Measurement (dBμV/m) = Reading (dBμV) + C.F (dB/m).

| | | | |
|---|---|---|---|
| Site | WJ-AC2 | Test Date | 2025-03-29 |
| Temperature | 19.6°C | Humidity | 41.3% |
| Limit | FCC_Part 15_Band Edge (3m) | Test Engineer | Carl Jiang |
| Factor | DRH18-E_07105 | Polarity | Vertical |
| EUT | Bluetooth Module | Test Voltage | DC 3.3V |
| Test Mode | Transmit by DH5 at 2402MHz | | |

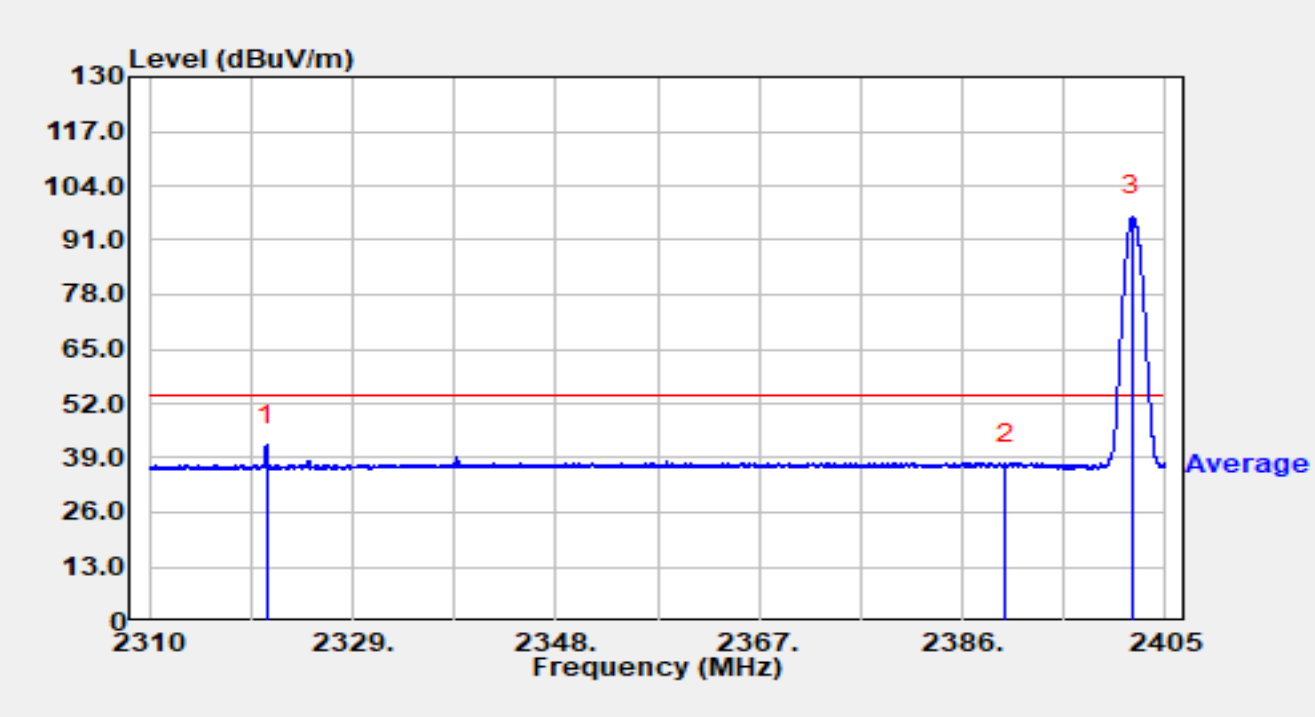


| No | Mark | Frequency (MHz) | Reading (dBμV) | C.F (dB/m) | Measurement (dBμV/m) | Margin (dB) | Limit (dBμV/m) | Detector |
|---|---|---|---|---|---|---|---|---|
| 1 | * | 2320.963 | 12.63 | 29.44 | 42.08 | -11.92 | 54.00 | Average |
| 2 | | 2390.000 | 7.93 | 29.59 | 37.52 | -16.48 | 54.00 | Average |
| 3 | | 2401.875 | 67.06 | 29.64 | 96.70 | N/A | N/A | Average |

Notes:

1. " * ", means this data is the worst emission level.

2. C.F (dB/m) = Antenna Factor (dB/m) + Cable Loss (dB).

3. Measurement (dBμV/m) = Reading (dBμV) + C.F (dB/m).

| | | | |
|---|---|---|---|
| Site | WJ-AC2 | Test Date | 2025-03-29 |
| Temperature | 19.6°C | Humidity | 41.3% |
| Limit | FCC_Part 15_Band Edge (3m) | Test Engineer | Carl Jiang |
| Factor | DRH18-E_07105 | Polarity | Horizontal |
| EUT | Bluetooth Module | Test Voltage | DC 3.3V |
| Test Mode | Transmit by DH5 at 2480MHz | | |

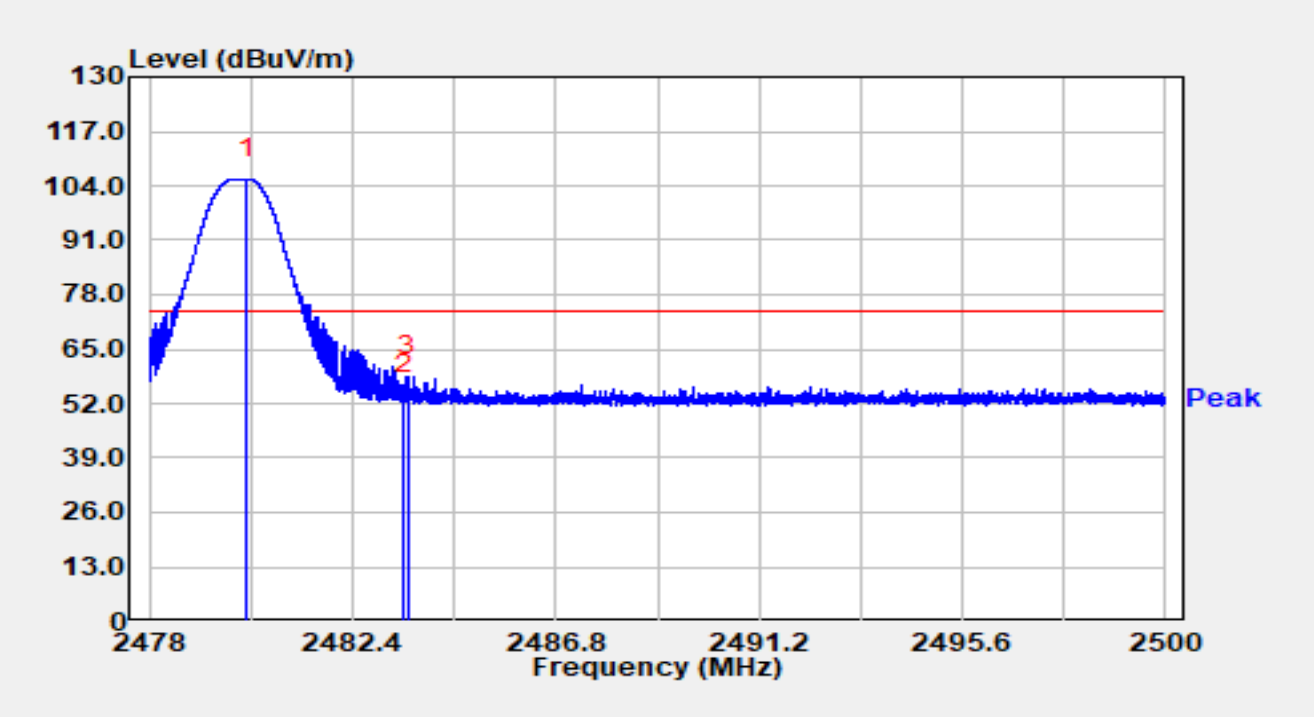


| No | Mark | Frequency (MHz) | Reading (dBμV) | C.F (dB/m) | Measurement (dBμV/m) | Margin (dB) | Limit (dBμV/m) | Detector |
|---|---|---|---|---|---|---|---|---|
| 1 | | 2480.099 | 75.89 | 29.75 | 105.64 | N/A | N/A | Peak |
| 2 | | 2483.500 | 24.61 | 29.76 | 54.38 | -19.62 | 74.00 | Peak |
| 3 | * | 2483.610 | 28.83 | 29.76 | 58.60 | -15.40 | 74.00 | Peak |

Notes:

1. " * ", means this data is the worst emission level.

2. C.F (dB/m) = Antenna Factor (dB/m) + Cable Loss (dB).

3. Measurement (dBμV/m) = Reading (dBμV) + C.F (dB/m).

| | | | |
|---|---|---|---|
| Site | WJ-AC2 | Test Date | 2025-03-29 |
| Temperature | 19.6°C | Humidity | 41.3% |
| Limit | FCC_Part 15_Band Edge (3m) | Test Engineer | Carl Jiang |
| Factor | DRH18-E_07105 | Polarity | Horizontal |
| EUT | Bluetooth Module | Test Voltage | DC 3.3V |
| Test Mode | Transmit by DH5 at 2480MHz | | |

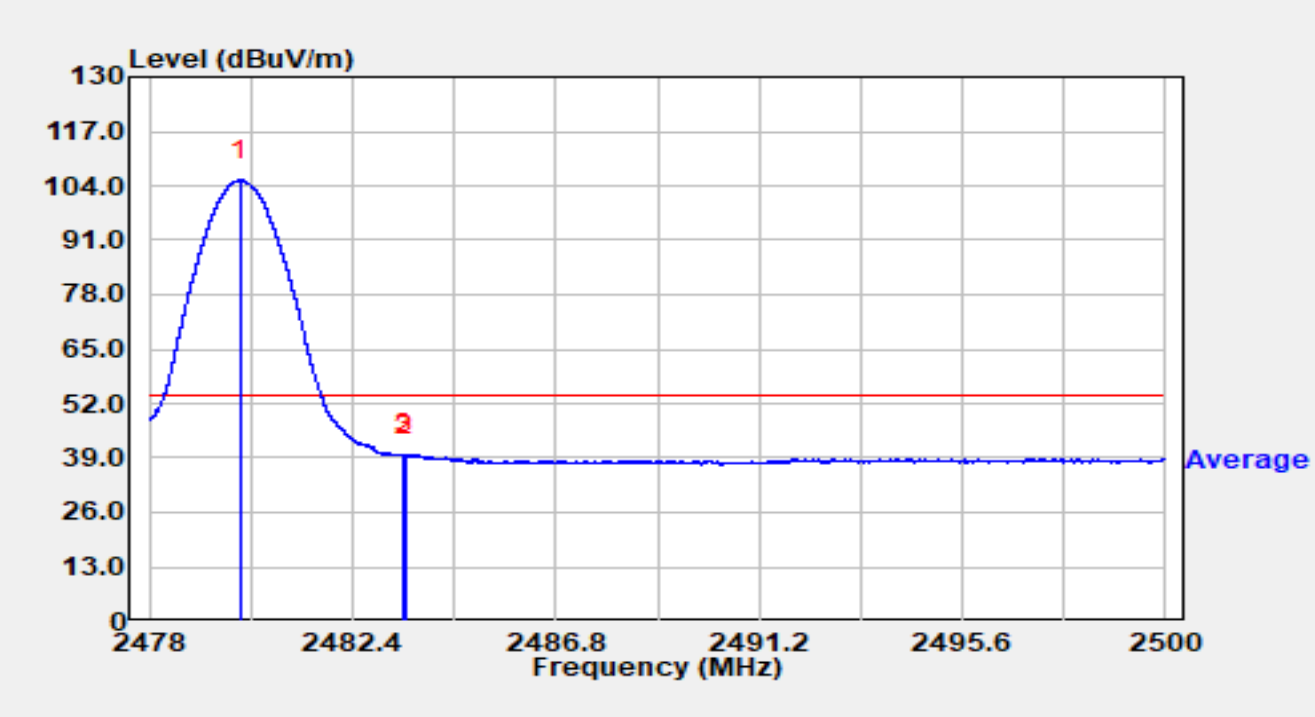


| No | Mark | Frequency (MHz) | Reading (dBμV) | C.F (dB/m) | Measurement (dBμV/m) | Margin (dB) | Limit (dBμV/m) | Detector |
|---|---|---|---|---|---|---|---|---|
| 1 | | 2479.978 | 75.51 | 29.75 | 105.26 | N/A | N/A | Average |
| 2 | | 2483.500 | 9.62 | 29.76 | 39.38 | -14.62 | 54.00 | Average |
| 3 | * | 2483.531 | 10.06 | 29.76 | 39.82 | -14.18 | 54.00 | Average |

Notes:

1. " * ", means this data is the worst emission level.
2. C.F (dB/m) = Antenna Factor (dB/m) + Cable Loss (dB).
3. Measurement (dBμV/m) = Reading (dBμV) + C.F (dB/m).

| | | | |
|---|---|---|---|
| Site | WJ-AC2 | Test Date | 2025-03-29 |
| Temperature | 19.6°C | Humidity | 41.3% |
| Limit | FCC_Part 15_Band Edge (3m) | Test Engineer | Carl Jiang |
| Factor | DRH18-E_07105 | Polarity | Vertical |
| EUT | Bluetooth Module | Test Voltage | DC 3.3V |
| Test Mode | Transmit by DH5 at 2480MHz | | |

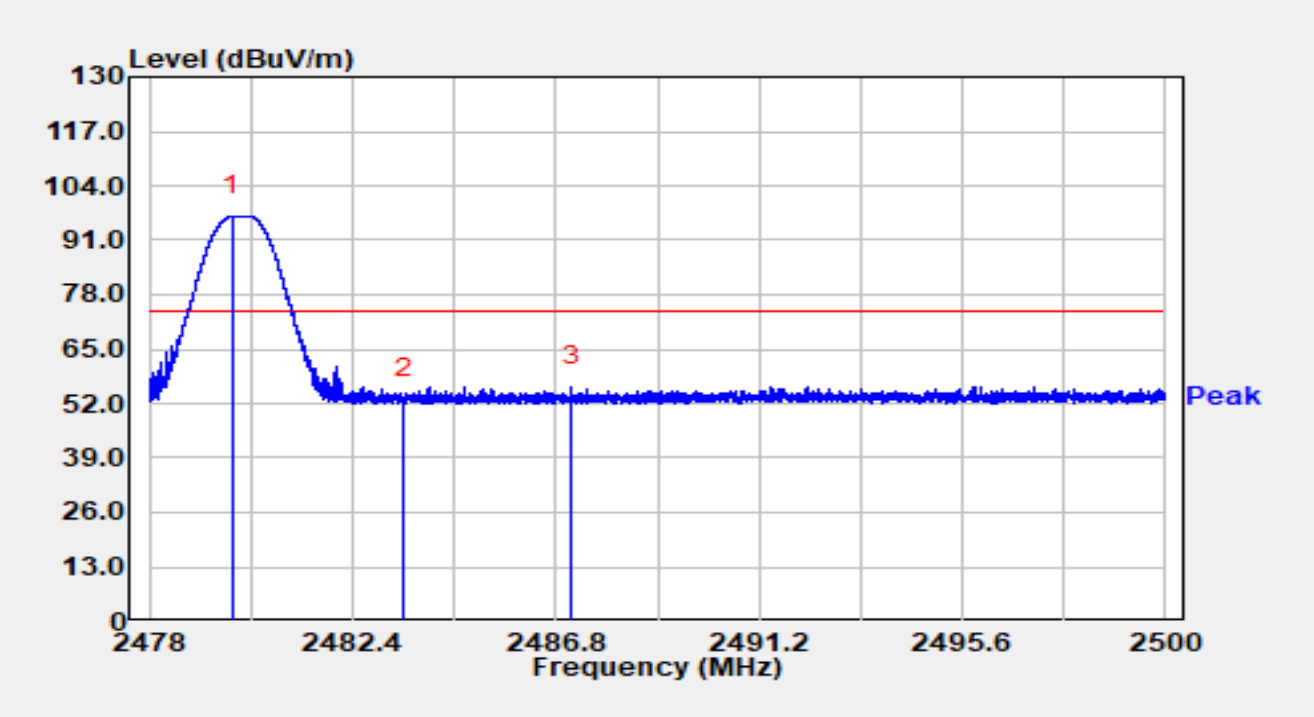


| No | Mark | Frequency (MHz) | Reading (dBμV) | C.F (dB/m) | Measurement (dBμV/m) | Margin (dB) | Limit (dBμV/m) | Detector |
|---|---|---|---|---|---|---|---|---|
| 1 | | 2479.791 | 67.04 | 29.75 | 96.79 | N/A | N/A | Peak |
| 2 | | 2483.500 | 23.69 | 29.76 | 53.46 | -20.54 | 74.00 | Peak |
| 3 | * | 2487.143 | 26.31 | 29.78 | 56.09 | -17.91 | 74.00 | Peak |

Notes:

1. " * ", means this data is the worst emission level.

2. C.F (dB/m) = Antenna Factor (dB/m) + Cable Loss (dB).

3. Measurement (dBμV/m) = Reading (dBμV) + C.F (dB/m).

| | | | |
|---|---|---|---|
| Site | WJ-AC2 | Test Date | 2025-03-29 |
| Temperature | 19.6°C | Humidity | 41.3% |
| Limit | FCC_Part 15_Band Edge (3m) | Test Engineer | Carl Jiang |
| Factor | DRH18-E_07105 | Polarity | Vertical |
| EUT | Bluetooth Module | Test Voltage | DC 3.3V |
| Test Mode | Transmit by DH5 at 2480MHz | | |

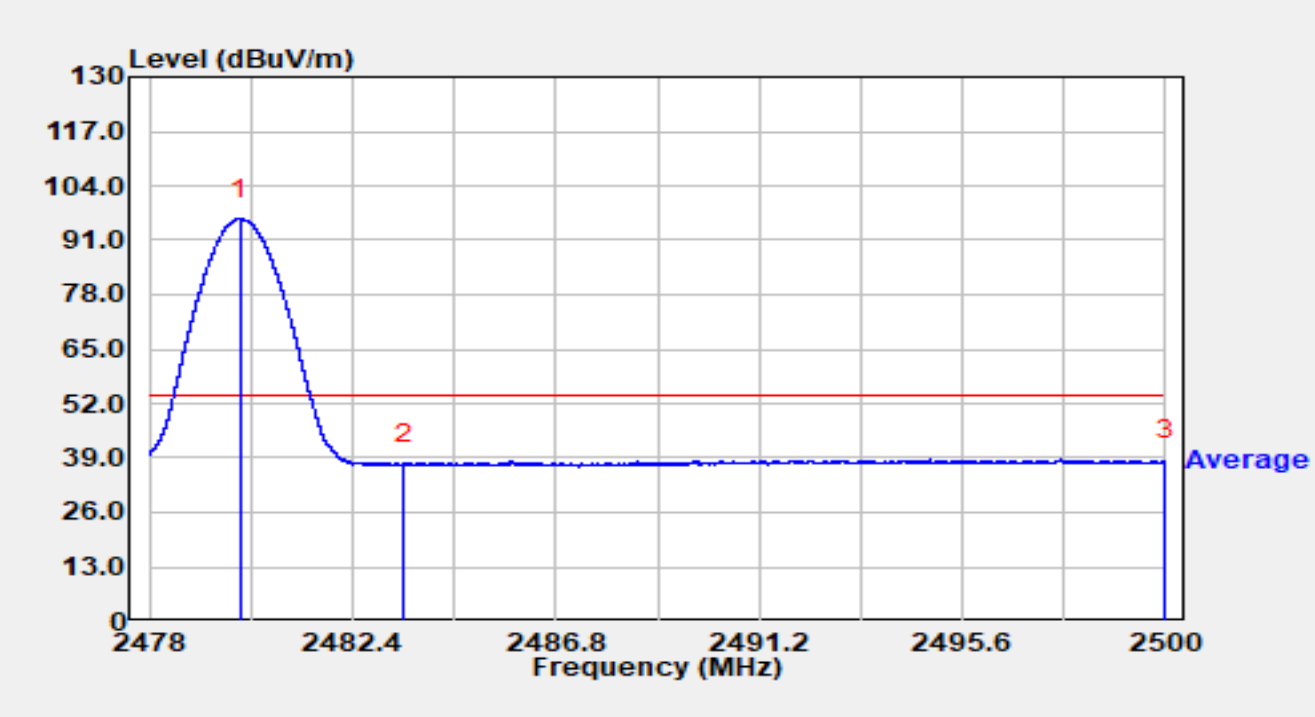


| No | Mark | Frequency (MHz) | Reading (dBμV) | C.F (dB/m) | Measurement (dBμV/m) | Margin (dB) | Limit (dBμV/m) | Detector |
|---|---|---|---|---|---|---|---|---|
| 1 | | 2479.971 | 66.34 | 29.75 | 96.09 | N/A | N/A | Average |
| 2 | | 2483.500 | 7.74 | 29.76 | 37.51 | -16.49 | 54.00 | Average |
| 3 | * | 2500.000 | 8.75 | 29.78 | 38.53 | -15.47 | 54.00 | Average |

Notes:

1. " * ", means this data is the worst emission level.
2. C.F (dB/m) = Antenna Factor (dB/m) + Cable Loss (dB).
3. Measurement (dBμV/m) = Reading (dBμV) + C.F (dB/m).

| | | | |
|---|---|---|---|
| Site | WJ-AC2 | Test Date | 2025-03-29 |
| Temperature | 19.6°C | Humidity | 41.3% |
| Limit | FCC_Part 15_Band Edge (3m) | Test Engineer | Carl Jiang |
| Factor | DRH18-E_07105 | Polarity | Horizontal |
| EUT | Bluetooth Module | Test Voltage | DC 3.3V |
| Test Mode | Transmit by 2DH5 at 2402MHz | | |

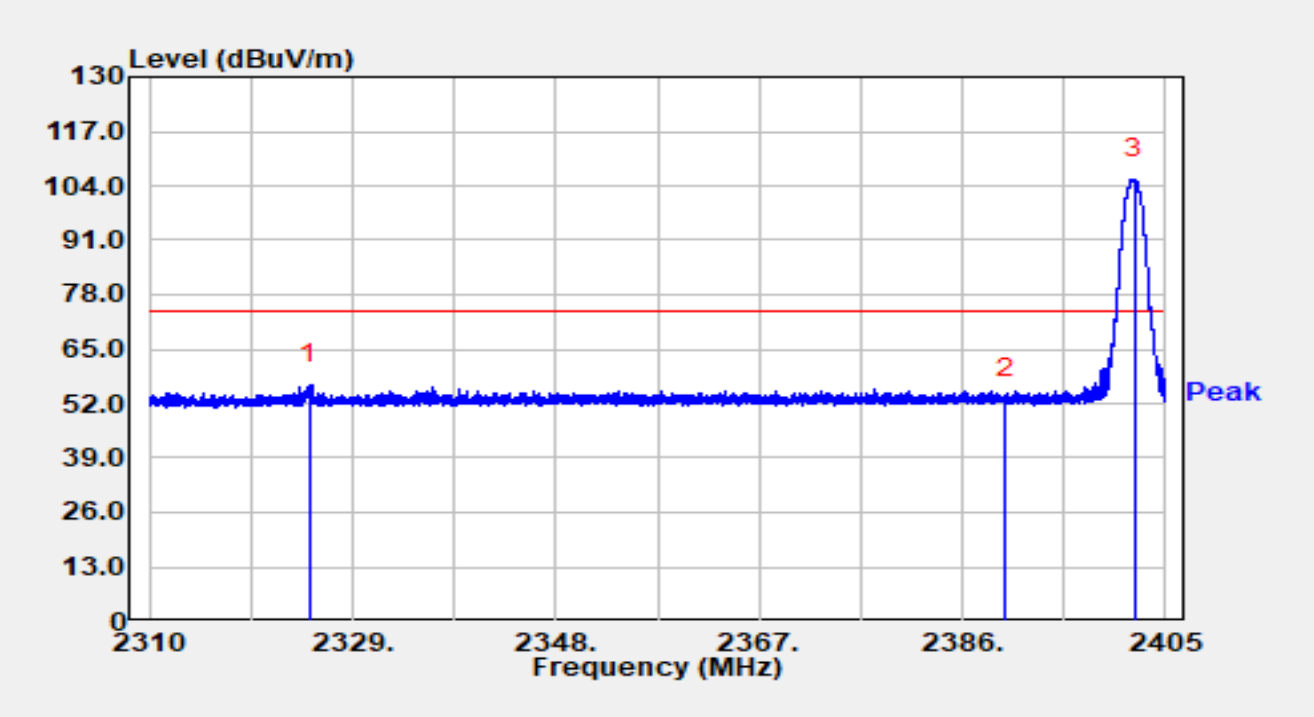


| No | Mark | Frequency (MHz) | Reading (dBμV) | C.F (dB/m) | Measurement (dBμV/m) | Margin (dB) | Limit (dBμV/m) | Detector |
|---|---|---|---|---|---|---|---|---|
| 1 | * | 2324.934 | 27.04 | 29.45 | 56.49 | -17.51 | 74.00 | Peak |
| 2 | | 2390.000 | 23.47 | 29.59 | 53.06 | -20.94 | 74.00 | Peak |
| 3 | | 2402.131 | 75.90 | 29.64 | 105.53 | N/A | N/A | Peak |

Notes:

1. " * ", means this data is the worst emission level.

2. C.F (dB/m) = Antenna Factor (dB/m) + Cable Loss (dB).

3. Measurement (dBμV/m) = Reading (dBμV) + C.F (dB/m).

| | | | |
|---|---|---|---|
| Site | WJ-AC2 | Test Date | 2025-03-29 |
| Temperature | 19.6°C | Humidity | 41.3% |
| Limit | FCC_Part 15_Band Edge (3m) | Test Engineer | Carl Jiang |
| Factor | DRH18-E_07105 | Polarity | Horizontal |
| EUT | Bluetooth Module | Test Voltage | DC 3.3V |
| Test Mode | Transmit by 2DH5 at 2402MHz | | |

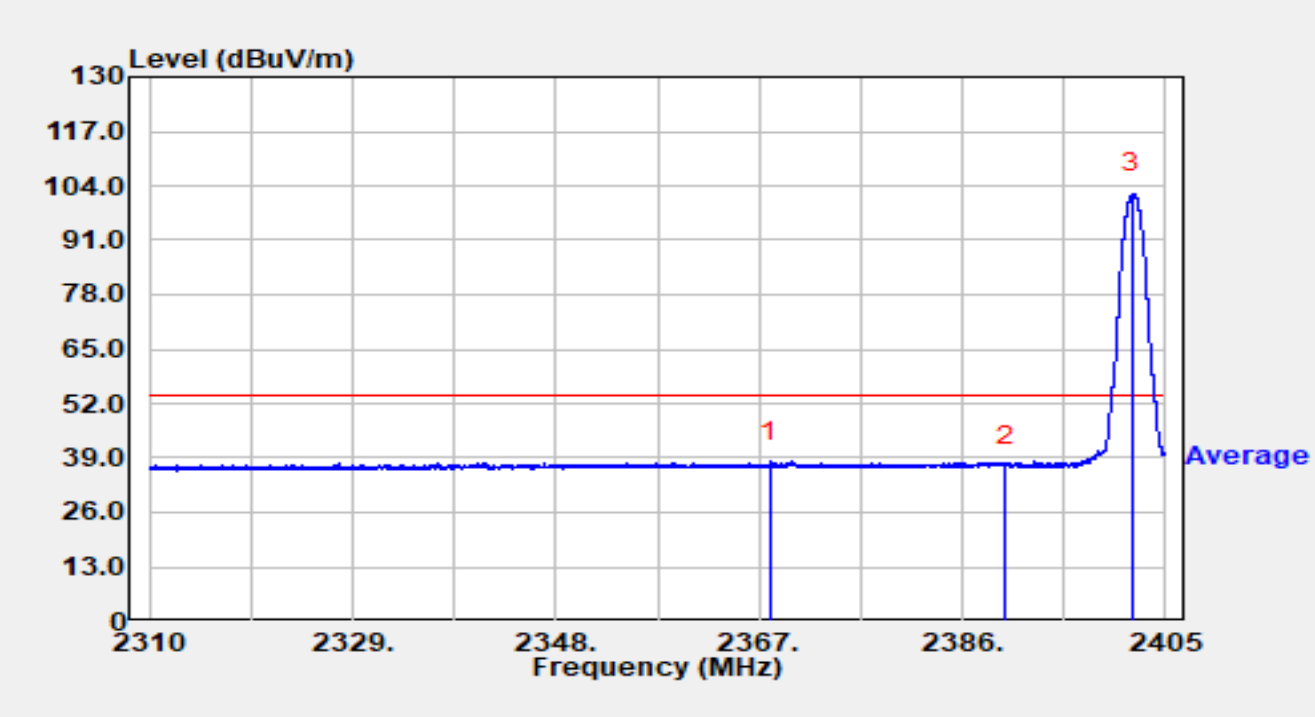


| No | Mark | Frequency (MHz) | Reading (dBμV) | C.F (dB/m) | Measurement (dBμV/m) | Margin (dB) | Limit (dBμV/m) | Detector |
|---|---|---|---|---|---|---|---|---|
| 1 | * | 2367.988 | 8.62 | 29.56 | 38.18 | -15.82 | 54.00 | Average |
| 2 | | 2390.000 | 7.53 | 29.59 | 37.12 | -16.88 | 54.00 | Average |
| 3 | | 2401.894 | 72.51 | 29.64 | 102.14 | N/A | N/A | Average |

Notes:

1. " * ", means this data is the worst emission level.
2. C.F (dB/m) = Antenna Factor (dB/m) + Cable Loss (dB).
3. Measurement (dBμV/m) = Reading (dBμV) + C.F (dB/m).

| | | | |
|---|---|---|---|
| Site | WJ-AC2 | Test Date | 2025-03-29 |
| Temperature | 19.6°C | Humidity | 41.3% |
| Limit | FCC_Part 15_Band Edge (3m) | Test Engineer | Carl Jiang |
| Factor | DRH18-E_07105 | Polarity | Vertical |
| EUT | Bluetooth Module | Test Voltage | DC 3.3V |
| Test Mode | Transmit by 2DH5 at 2402MHz | | |

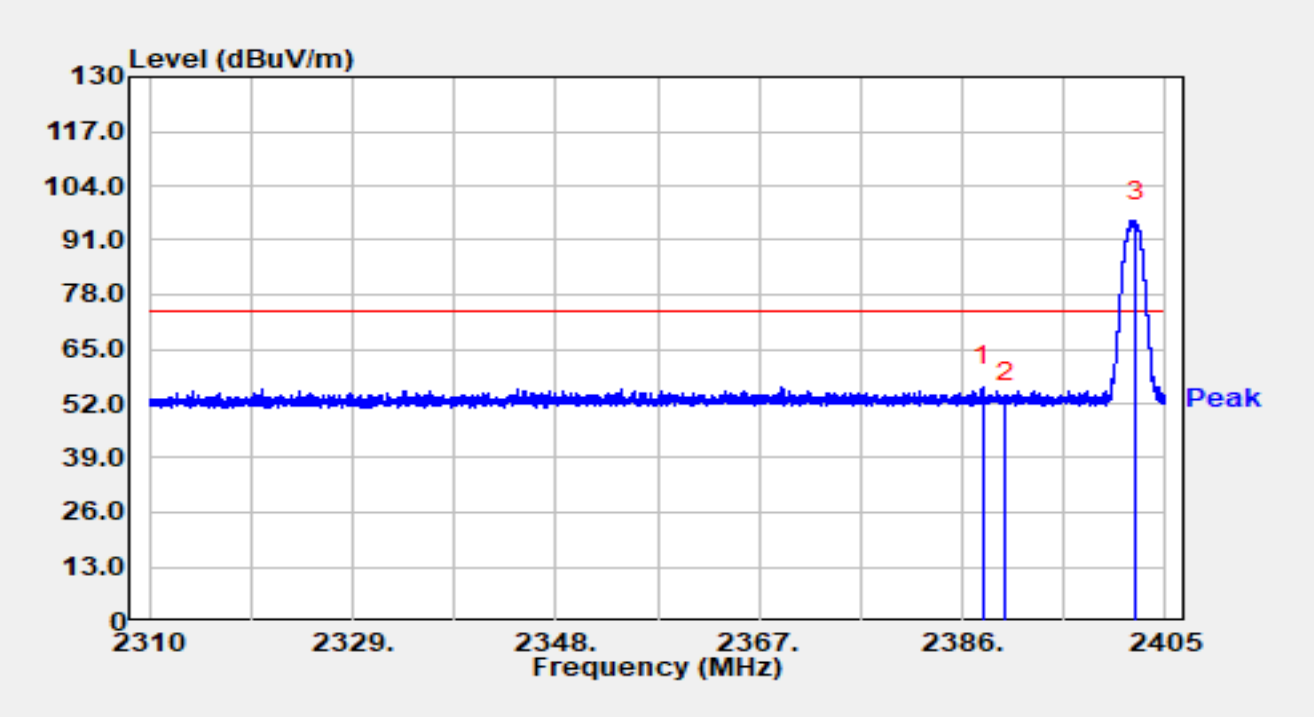


| No | Mark | Frequency (MHz) | Reading (dBμV) | C.F (dB/m) | Measurement (dBμV/m) | Margin (dB) | Limit (dBμV/m) | Detector |
|---|---|---|---|---|---|---|---|---|
| 1 | * | 2387.872 | 26.35 | 29.58 | 55.93 | -18.07 | 74.00 | Peak |
| 2 | | 2390.000 | 22.68 | 29.59 | 52.28 | -21.72 | 74.00 | Peak |
| 3 | | 2402.245 | 66.01 | 29.64 | 95.65 | N/A | N/A | Peak |

Notes:

1. " * ", means this data is the worst emission level.

2. C.F (dB/m) = Antenna Factor (dB/m) + Cable Loss (dB).

3. Measurement (dBμV/m) = Reading (dBμV) + C.F (dB/m).

| | | | |
|---|---|---|---|
| Site | WJ-AC2 | Test Date | 2025-03-29 |
| Temperature | 19.6°C | Humidity | 41.3% |
| Limit | FCC_Part 15_Band Edge (3m) | Test Engineer | Carl Jiang |
| Factor | DRH18-E_07105 | Polarity | Vertical |
| EUT | Bluetooth Module | Test Voltage | DC 3.3V |
| Test Mode | Transmit by 2DH5 at 2402MHz | | |

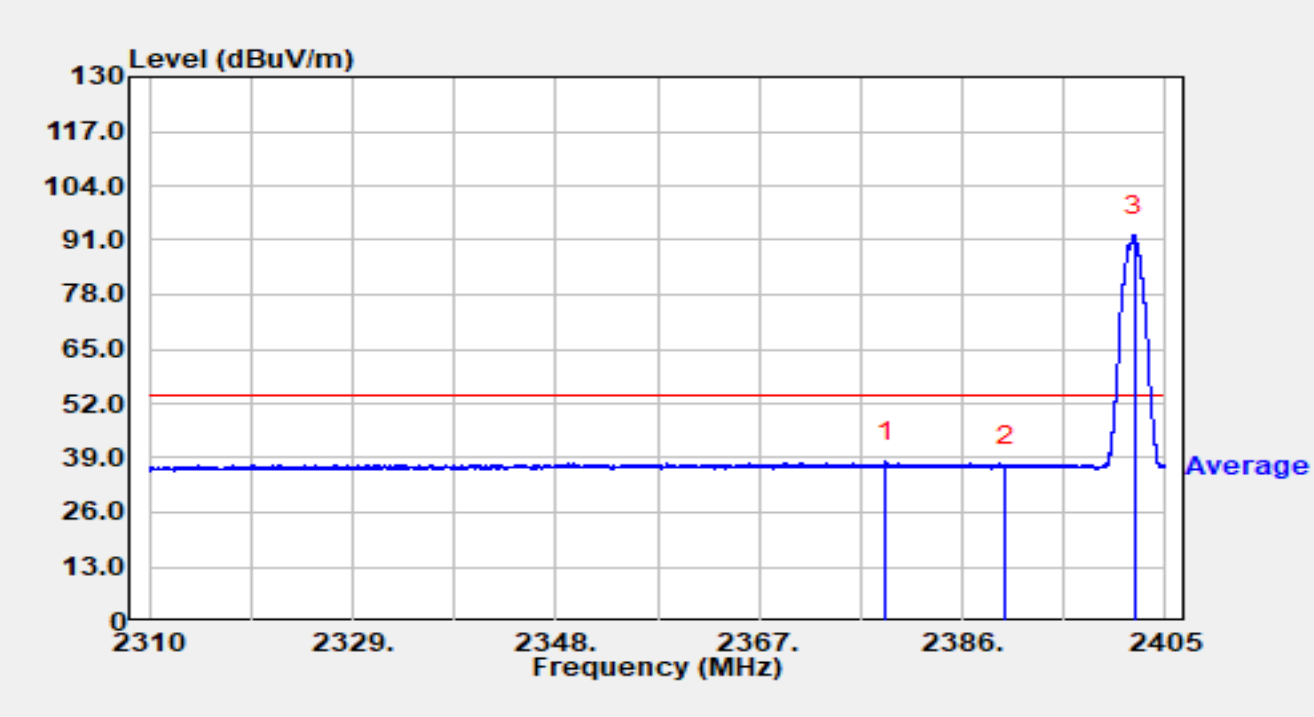


| No | Mark | Frequency (MHz) | Reading (dBμV) | C.F (dB/m) | Measurement (dBμV/m) | Margin (dB) | Limit (dBμV/m) | Detector |
|---|---|---|---|---|---|---|---|---|
| 1 | * | 2378.894 | 8.55 | 29.57 | 38.11 | -15.89 | 54.00 | Average |
| 2 | | 2390.000 | 7.48 | 29.59 | 37.07 | -16.93 | 54.00 | Average |
| 3 | | 2402.083 | 62.53 | 29.64 | 92.17 | N/A | N/A | Average |

Notes:

1. " * ", means this data is the worst emission level.
2. C.F (dB/m) = Antenna Factor (dB/m) + Cable Loss (dB).
3. Measurement (dBμV/m) = Reading (dBμV) + C.F (dB/m).

| | | | |
|---|---|---|---|
| Site | WJ-AC2 | Test Date | 2025-03-30 |
| Temperature | 19.6°C | Humidity | 41.3% |
| Limit | FCC_Part 15_Band Edge (3m) | Test Engineer | Bob Zhang |
| Factor | DRH18-E_07105 | Polarity | Horizontal |
| EUT | Bluetooth Module | Test Voltage | DC 3.3V |
| Test Mode | Transmit by 2DH5 at 2480MHz | | |

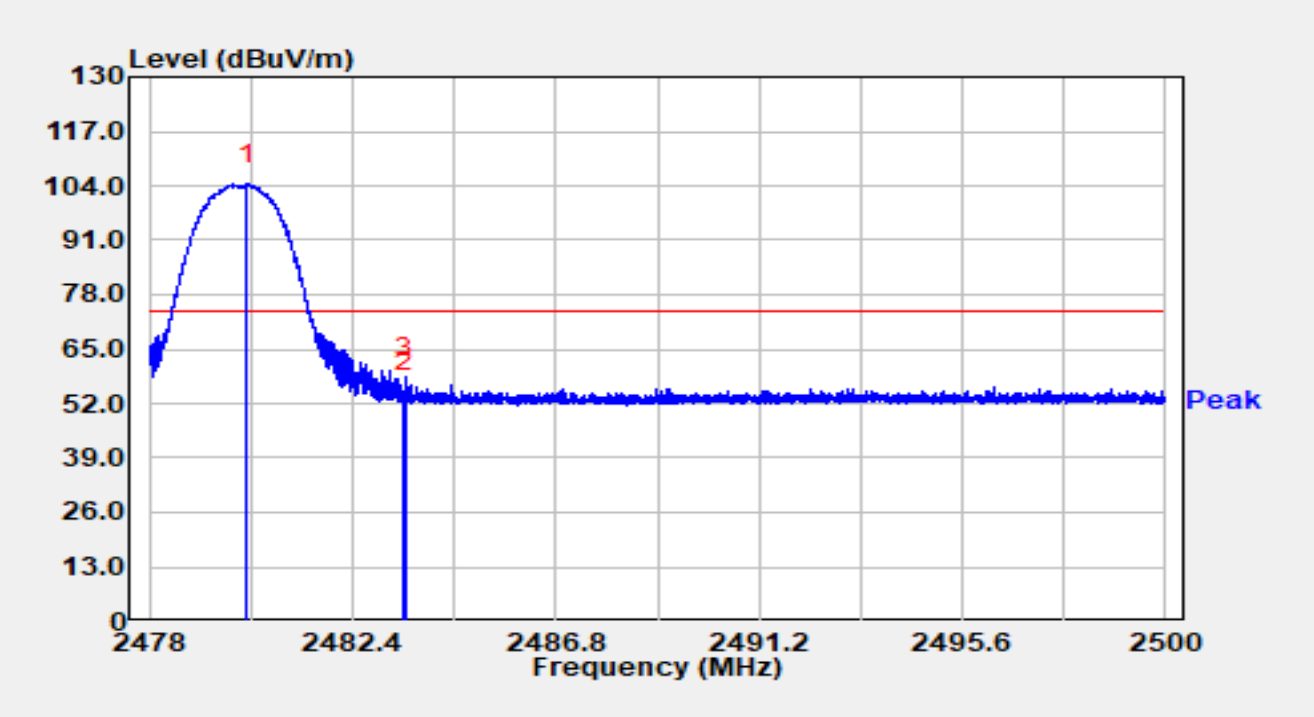


| No | Mark | Frequency (MHz) | Reading (dBμV) | C.F (dB/m) | Measurement (dBμV/m) | Margin (dB) | Limit (dBμV/m) | Detector |
|---|---|---|---|---|---|---|---|---|
| 1 | | 2480.101 | 74.62 | 29.75 | 104.37 | N/A | N/A | Peak |
| 2 | | 2483.500 | 24.97 | 29.76 | 54.73 | -19.27 | 74.00 | Peak |
| 3 | * | 2483.546 | 28.50 | 29.76 | 58.27 | -15.73 | 74.00 | Peak |

Notes:

1. " * ", means this data is the worst emission level.

2. C.F (dB/m) = Antenna Factor (dB/m) + Cable Loss (dB).

3. Measurement (dBμV/m) = Reading (dBμV) + C.F (dB/m).

| | | | |
|---|---|---|---|
| Site | WJ-AC2 | Test Date | 2025-03-30 |
| Temperature | 19.6°C | Humidity | 41.3% |
| Limit | FCC_Part 15_Band Edge (3m) | Test Engineer | Bob Zhang |
| Factor | DRH18-E_07105 | Polarity | Horizontal |
| EUT | Bluetooth Module | Test Voltage | DC 3.3V |
| Test Mode | Transmit by 2DH5 at 2480MHz | | |

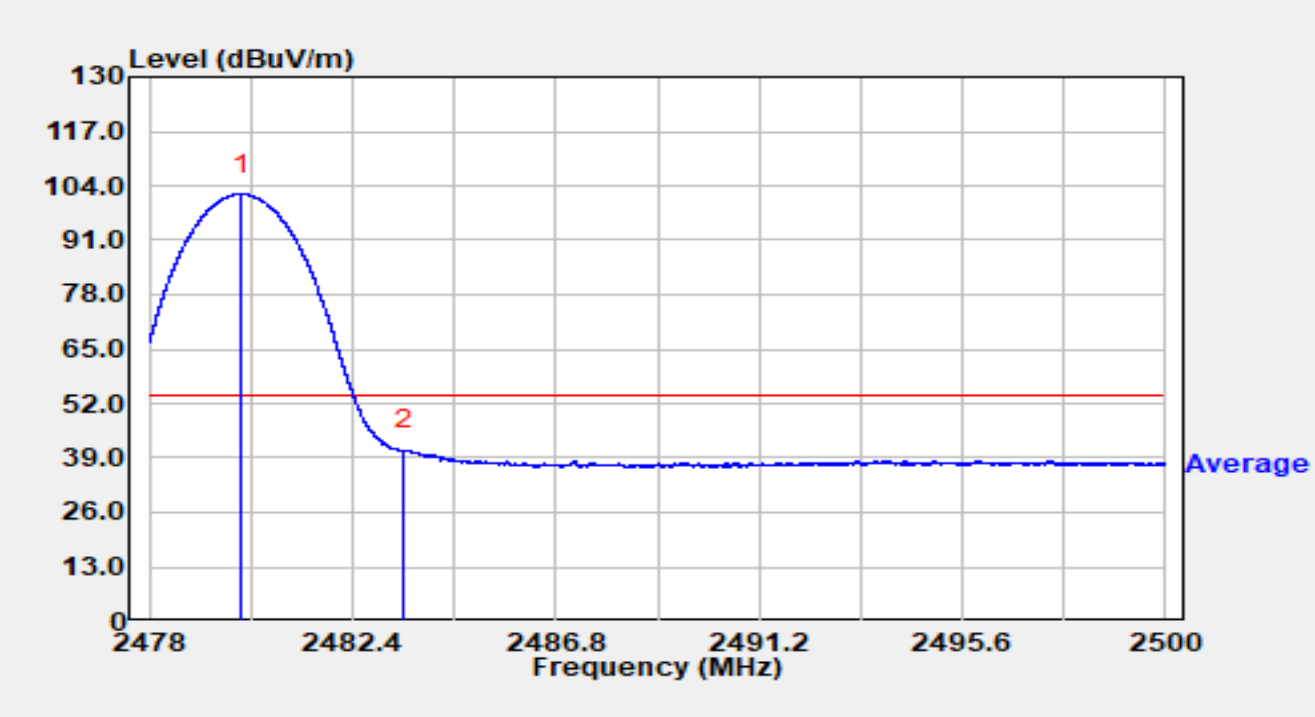


| No | Mark | Frequency (MHz) | Reading (dBμV) | C.F (dB/m) | Measurement (dBμV/m) | Margin (dB) | Limit (dBμV/m) | Detector |
|---|---|---|---|---|---|---|---|---|
| 1 | | 2480.004 | 72.25 | 29.75 | 102.01 | N/A | N/A | Average |
| 2 | * | 2483.500 | 10.99 | 29.76 | 40.75 | -13.25 | 54.00 | Average |

Notes:

1. " * ", means this data is the worst emission level.

2. C.F (dB/m) = Antenna Factor (dB/m) + Cable Loss (dB).

3. Measurement (dBμV/m) = Reading (dBμV) + C.F (dB/m).

| | | | |
|---|---|---|---|
| Site | WJ-AC2 | Test Date | 2025-03-30 |
| Temperature | 19.6°C | Humidity | 41.3% |
| Limit | FCC_Part 15_Band Edge (3m) | Test Engineer | Bob Zhang |
| Factor | DRH18-E_07105 | Polarity | Vertical |
| EUT | Bluetooth Module | Test Voltage | DC 3.3V |
| Test Mode | Transmit by 2DH5 at 2480MHz | | |

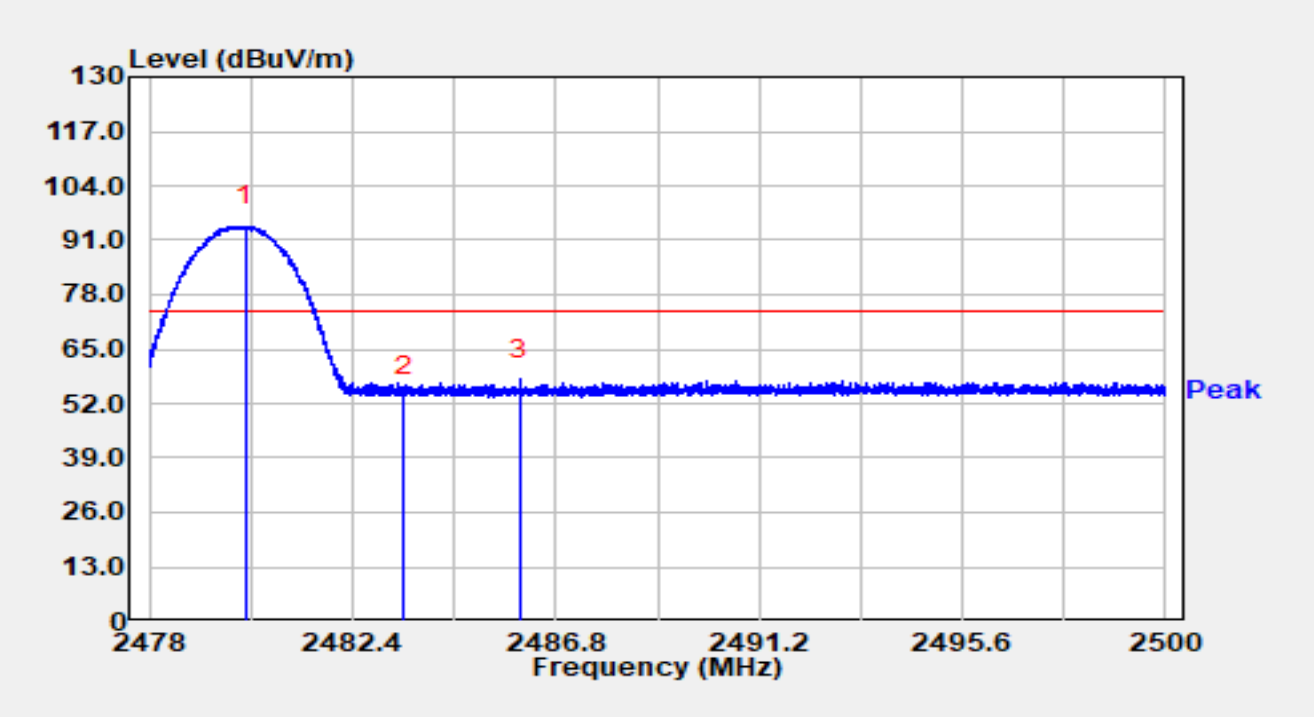


| No | Mark | Frequency (MHz) | Reading (dBμV) | C.F (dB/m) | Measurement (dBμV/m) | Margin (dB) | Limit (dBμV/m) | Detector |
|---|---|---|---|---|---|---|---|---|
| 1 | | 2480.081 | 64.52 | 29.75 | 94.28 | N/A | N/A | Peak |
| 2 | | 2483.500 | 24.02 | 29.76 | 53.78 | -20.22 | 74.00 | Peak |
| 3 | * | 2486.026 | 27.90 | 29.77 | 57.67 | -16.33 | 74.00 | Peak |

Notes:

1. " * ", means this data is the worst emission level.

2. C.F (dB/m) = Antenna Factor (dB/m) + Cable Loss (dB).

3. Measurement (dBμV/m) = Reading (dBμV) + C.F (dB/m).

| | | | |
|---|---|---|---|
| Site | WJ-AC2 | Test Date | 2025-03-30 |
| Temperature | 19.6°C | Humidity | 41.3% |
| Limit | FCC_Part 15_Band Edge (3m) | Test Engineer | Bob Zhang |
| Factor | DRH18-E_07105 | Polarity | Vertical |
| EUT | Bluetooth Module | Test Voltage | DC 3.3V |
| Test Mode | Transmit by 2DH5 at 2480MHz | | |

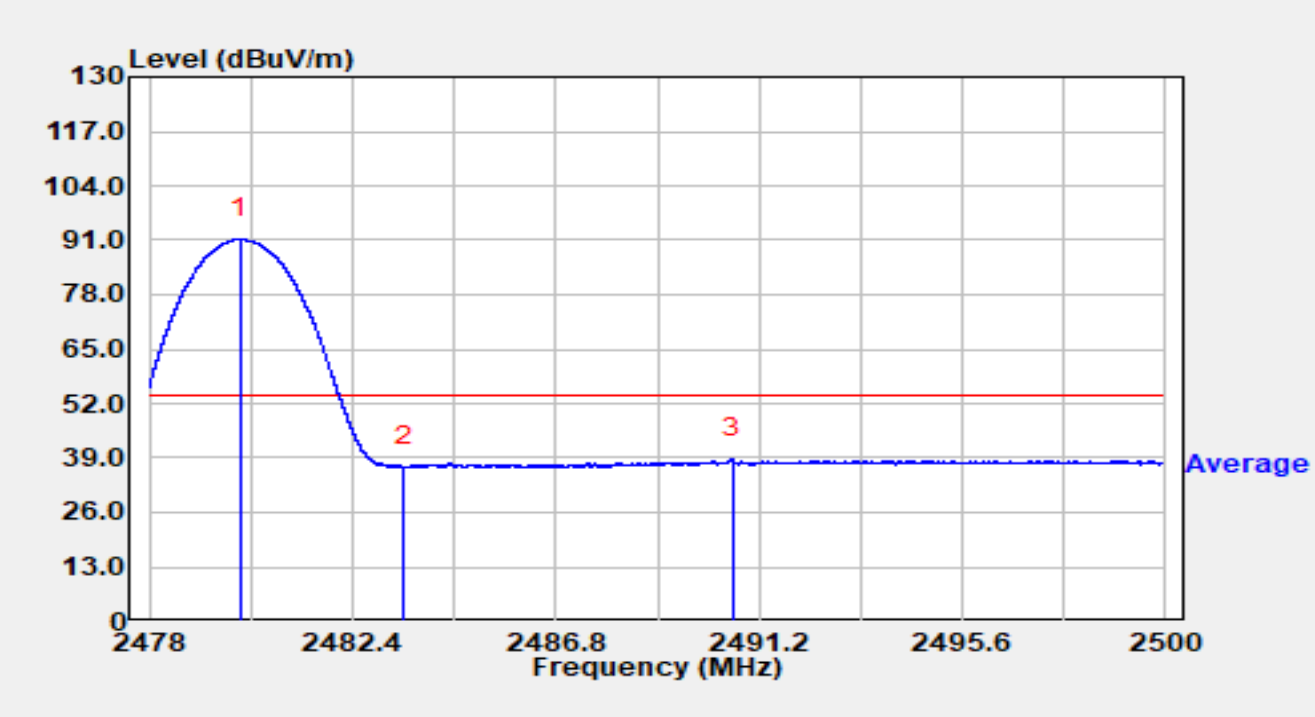


| No | Mark | Frequency (MHz) | Reading (dBμV) | C.F (dB/m) | Measurement (dBμV/m) | Margin (dB) | Limit (dBμV/m) | Detector |
|---|---|---|---|---|---|---|---|---|
| 1 | | 2479.980 | 61.52 | 29.75 | 91.28 | N/A | N/A | Average |
| 2 | | 2483.500 | 7.09 | 29.76 | 36.85 | -17.15 | 54.00 | Average |
| 3 | * | 2490.615 | 9.02 | 29.79 | 38.81 | -15.19 | 54.00 | Average |

Notes:

1. " * ", means this data is the worst emission level.

2. C.F (dB/m) = Antenna Factor (dB/m) + Cable Loss (dB).

3. Measurement (dBμV/m) = Reading (dBμV) + C.F (dB/m).

| | | | |
|---|---|---|---|
| Site | WJ-AC2 | Test Date | 2025-03-30 |
| Temperature | 19.6°C | Humidity | 41.3% |
| Limit | FCC_Part 15_Band Edge (3m) | Test Engineer | Bob Zhang |
| Factor | DRH18-E_07105 | Polarity | Horizontal |
| EUT | Bluetooth Module | Test Voltage | DC 3.3V |
| Test Mode | Transmit by 3DH5 at 2402MHz | | |

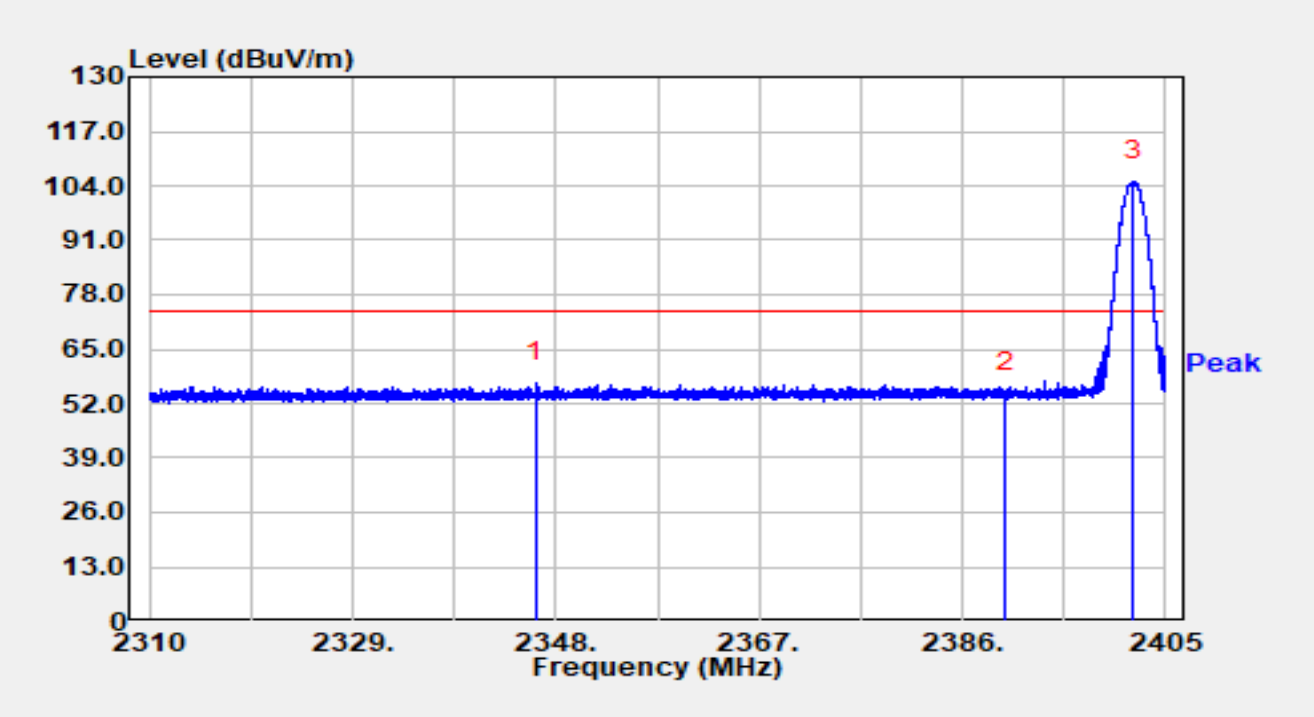


| No | Mark | Frequency (MHz) | Reading (dBμV) | C.F (dB/m) | Measurement (dBμV/m) | Margin (dB) | Limit (dBμV/m) | Detector |
|---|---|---|---|---|---|---|---|---|
| 1 | * | 2346.167 | 27.61 | 29.50 | 57.11 | -16.89 | 74.00 | Peak |
| 2 | | 2390.000 | 24.98 | 29.59 | 54.57 | -19.43 | 74.00 | Peak |
| 3 | | 2401.960 | 75.49 | 29.64 | 105.13 | N/A | N/A | Peak |

Notes:

1. " * ", means this data is the worst emission level.

2. C.F (dB/m) = Antenna Factor (dB/m) + Cable Loss (dB).

3. Measurement (dBμV/m) = Reading (dBμV) + C.F (dB/m).

| | | | |
|---|---|---|---|
| Site | WJ-AC2 | Test Date | 2025-03-30 |
| Temperature | 19.6°C | Humidity | 41.3% |
| Limit | FCC_Part 15_Band Edge (3m) | Test Engineer | Bob Zhang |
| Factor | DRH18-E_07105 | Polarity | Horizontal |
| EUT | Bluetooth Module | Test Voltage | DC 3.3V |
| Test Mode | Transmit by 3DH5 at 2402MHz | | |

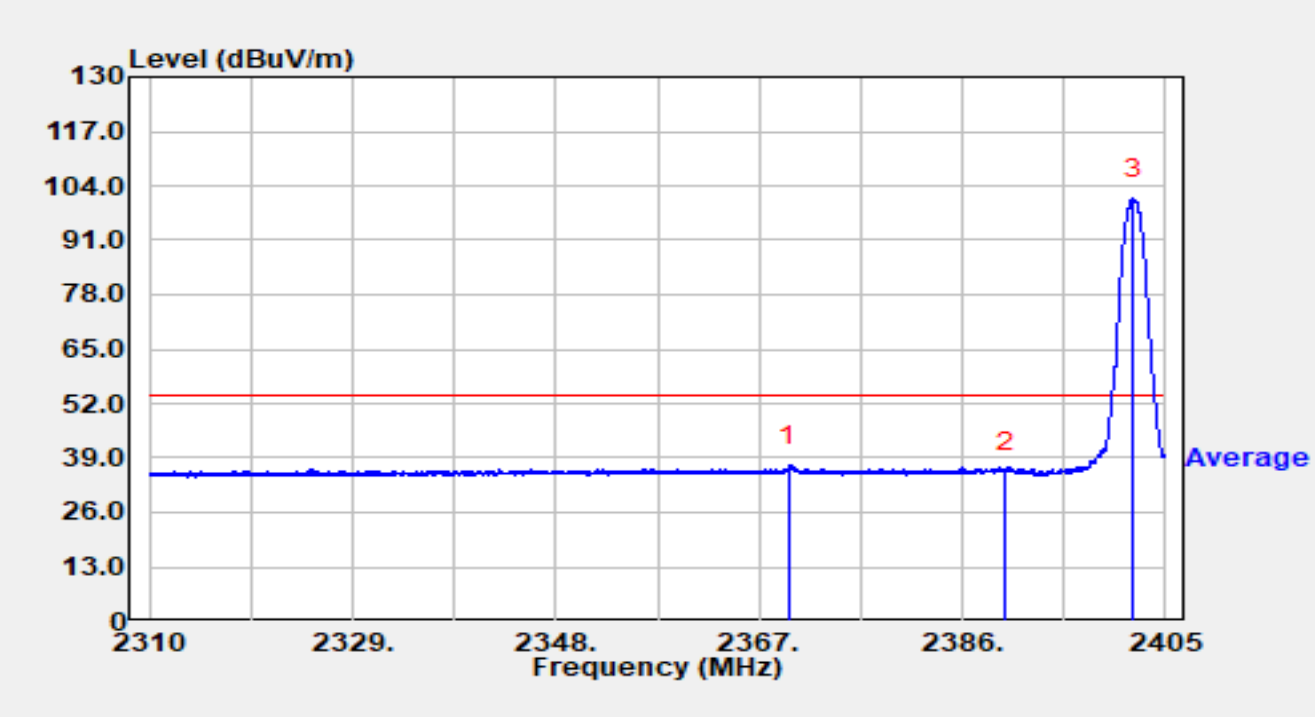


| No | Mark | Frequency (MHz) | Reading (dBμV) | C.F (dB/m) | Measurement (dBμV/m) | Margin (dB) | Limit (dBμV/m) | Detector |
|---|---|---|---|---|---|---|---|---|
| 1 | * | 2369.802 | 7.57 | 29.56 | 37.13 | -16.87 | 54.00 | Average |
| 2 | | 2390.000 | 5.97 | 29.59 | 35.56 | -18.44 | 54.00 | Average |
| 3 | | 2401.979 | 71.21 | 29.64 | 100.85 | N/A | N/A | Average |

Notes:

1. " * ", means this data is the worst emission level.
2. C.F (dB/m) = Antenna Factor (dB/m) + Cable Loss (dB).
3. Measurement (dBμV/m) = Reading (dBμV) + C.F (dB/m).

| | | | |
|---|---|---|---|
| Site | WJ-AC2 | Test Date | 2025-03-30 |
| Temperature | 19.6°C | Humidity | 41.3% |
| Limit | FCC_Part 15_Band Edge (3m) | Test Engineer | Bob Zhang |
| Factor | DRH18-E_07105 | Polarity | Vertical |
| EUT | Bluetooth Module | Test Voltage | DC 3.3V |
| Test Mode | Transmit by 3DH5 at 2402MHz | | |

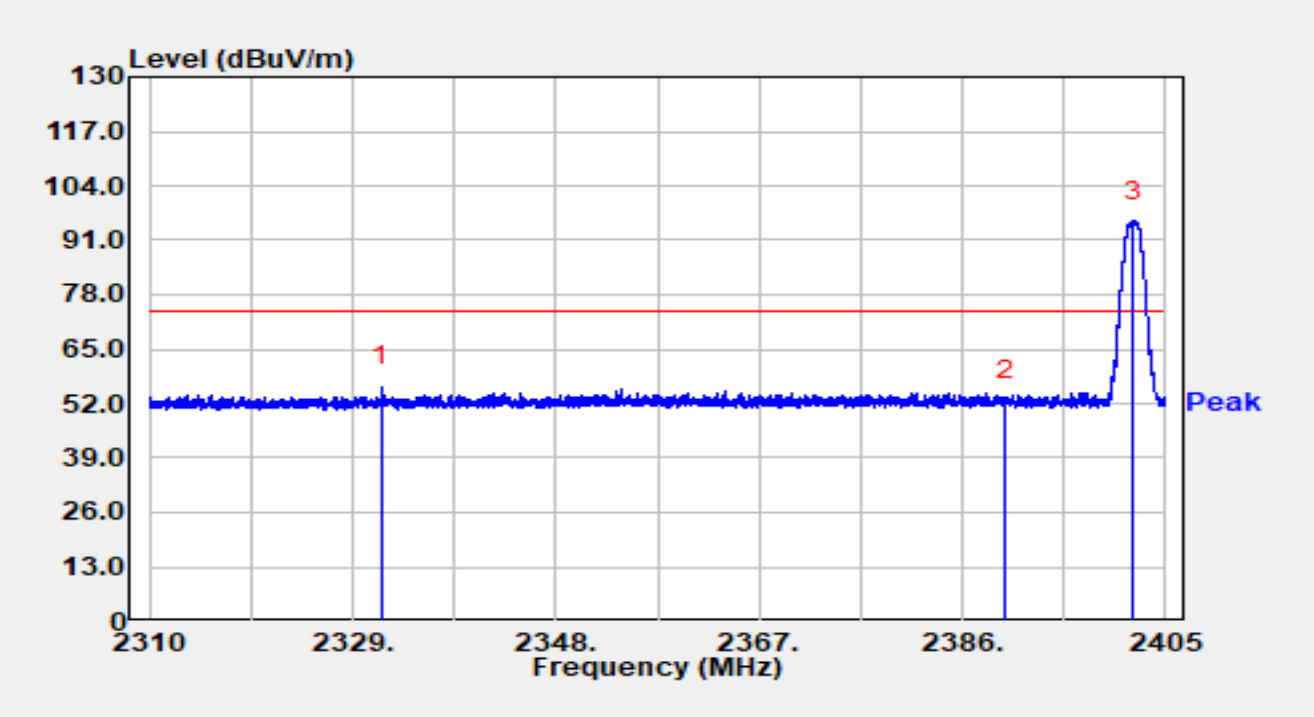


| No | Mark | Frequency (MHz) | Reading (dBμV) | C.F (dB/m) | Measurement (dBμV/m) | Margin (dB) | Limit (dBμV/m) | Detector |
|---|---|---|---|---|---|---|---|---|
| 1 | * | 2331.669 | 26.64 | 29.46 | 56.09 | -17.91 | 74.00 | Peak |
| 2 | | 2390.000 | 23.14 | 29.59 | 52.73 | -21.27 | 74.00 | Peak |
| 3 | | 2401.979 | 65.97 | 29.64 | 95.61 | N/A | N/A | Peak |

Notes:

1. " * ", means this data is the worst emission level.

2. C.F (dB/m) = Antenna Factor (dB/m) + Cable Loss (dB).

3. Measurement (dBμV/m) = Reading (dBμV) + C.F (dB/m).

| | | | |
|---|---|---|---|
| Site | WJ-AC2 | Test Date | 2025-03-30 |
| Temperature | 19.6°C | Humidity | 41.3% |
| Limit | FCC_Part 15_Band Edge (3m) | Test Engineer | Bob Zhang |
| Factor | DRH18-E_07105 | Polarity | Vertical |
| EUT | Bluetooth Module | Test Voltage | DC 3.3V |
| Test Mode | Transmit by 3DH5 at 2402MHz | | |

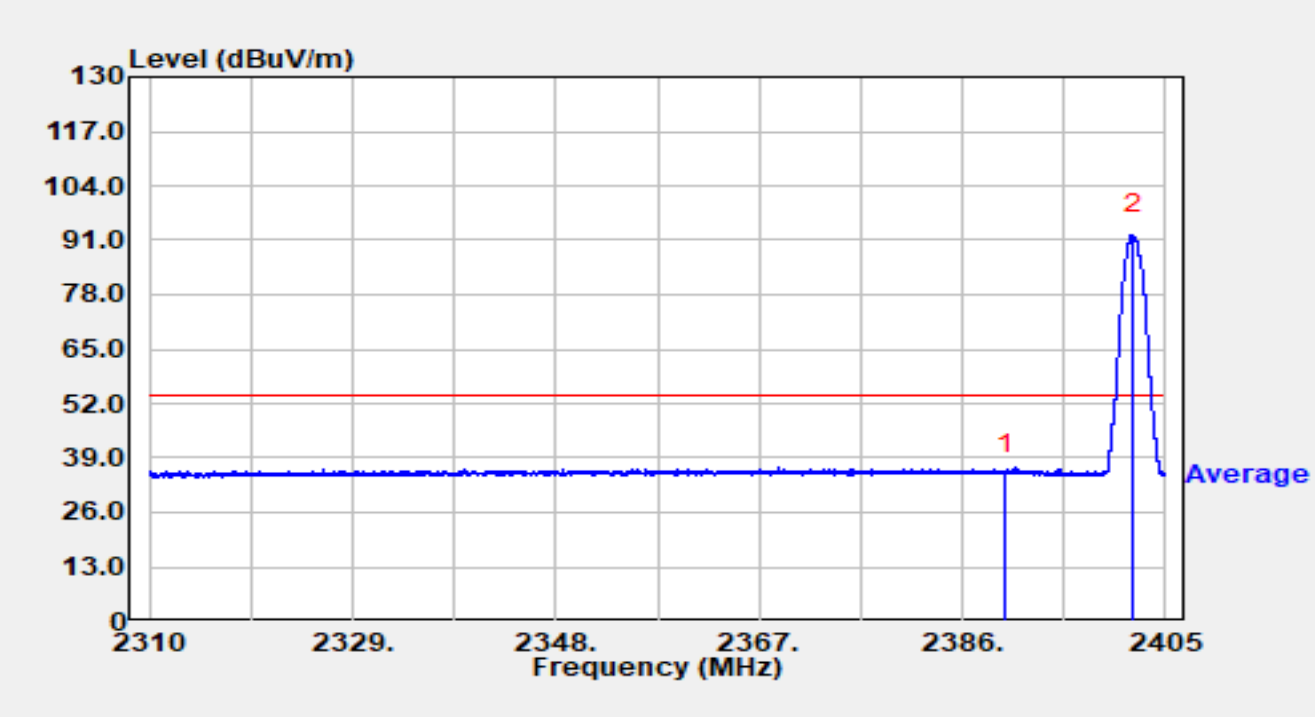


| No | Mark | Frequency (MHz) | Reading (dBμV) | C.F (dB/m) | Measurement (dBμV/m) | Margin (dB) | Limit (dBμV/m) | Detector |
|---|---|---|---|---|---|---|---|---|
| 1 | * | 2390.000 | 5.70 | 29.59 | 35.29 | -18.71 | 54.00 | Average |
| 2 | | 2401.979 | 62.73 | 29.64 | 92.37 | N/A | N/A | Average |

Notes:

1. " * ", means this data is the worst emission level.

2. C.F (dB/m) = Antenna Factor (dB/m) + Cable Loss (dB).

3. Measurement (dBμV/m) = Reading (dBμV) + C.F (dB/m).

| | | | |
|---|---|---|---|
| Site | WJ-AC2 | Test Date | 2025-03-30 |
| Temperature | 19.6°C | Humidity | 41.3% |
| Limit | FCC_Part 15_Band Edge (3m) | Test Engineer | Bob Zhang |
| Factor | DRH18-E_07105 | Polarity | Horizontal |
| EUT | Bluetooth Module | Test Voltage | DC 3.3V |
| Test Mode | Transmit by 3DH5 at 2480MHz | | |

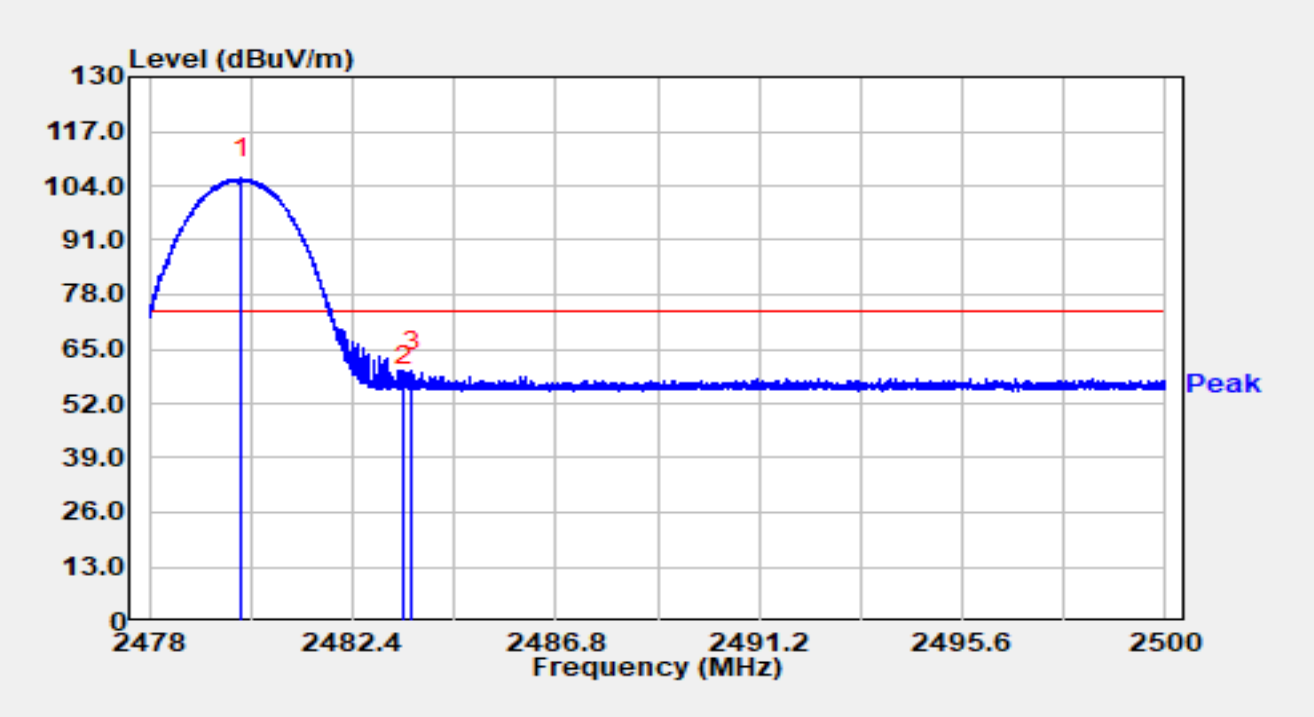


| No | Mark | Frequency (MHz) | Reading (dBμV) | C.F (dB/m) | Measurement (dBμV/m) | Margin (dB) | Limit (dBμV/m) | Detector |
|---|---|---|---|---|---|---|---|---|
| 1 | | 2479.989 | 76.14 | 29.75 | 105.89 | N/A | N/A | Peak |
| 2 | | 2483.500 | 26.16 | 29.76 | 55.93 | -18.07 | 74.00 | Peak |
| 3 | * | 2483.691 | 29.97 | 29.76 | 59.73 | -14.27 | 74.00 | Peak |

Notes:

1. " * ", means this data is the worst emission level.

2. C.F (dB/m) = Antenna Factor (dB/m) + Cable Loss (dB).

3. Measurement (dBμV/m) = Reading (dBμV) + C.F (dB/m).

| | | | |
|---|---|---|---|
| Site | WJ-AC2 | Test Date | 2025-03-30 |
| Temperature | 19.6°C | Humidity | 41.3% |
| Limit | FCC_Part 15_Band Edge (3m) | Test Engineer | Bob Zhang |
| Factor | DRH18-E_07105 | Polarity | Horizontal |
| EUT | Bluetooth Module | Test Voltage | DC 3.3V |
| Test Mode | Transmit by 3DH5 at 2480MHz | | |

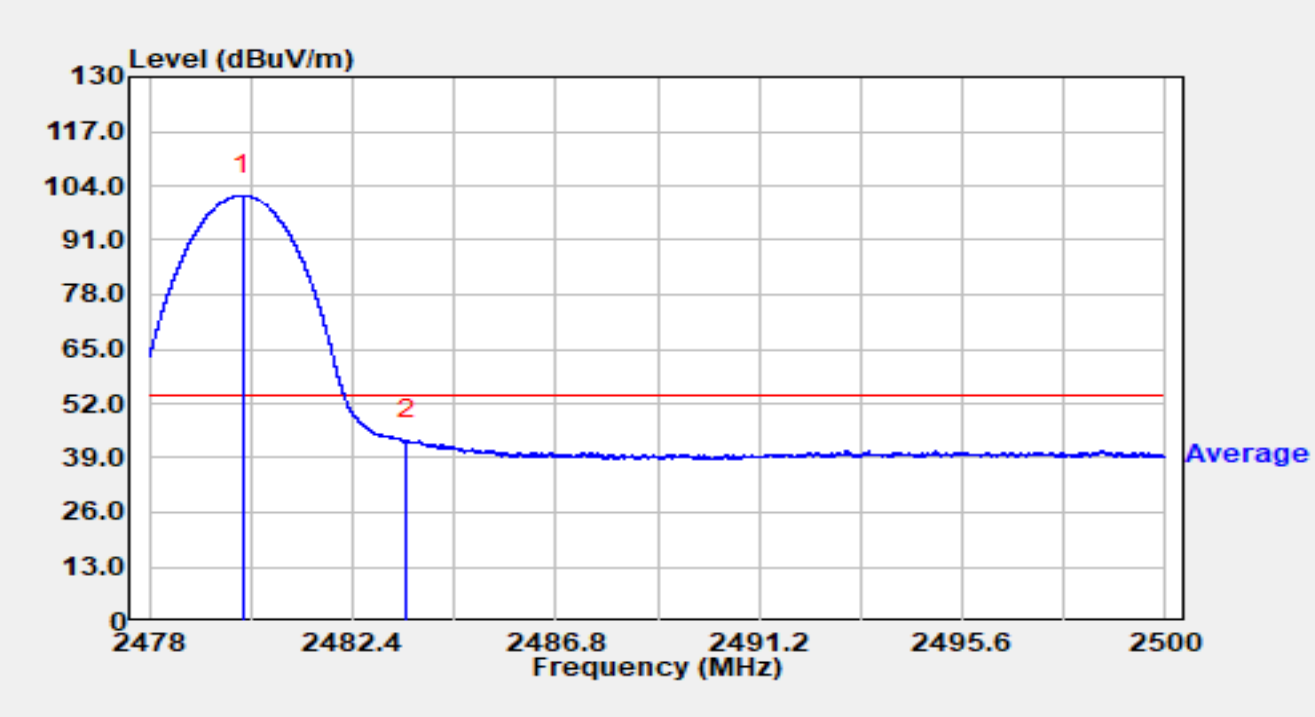


| No | Mark | Frequency (MHz) | Reading (dBμV) | C.F (dB/m) | Measurement (dBμV/m) | Margin (dB) | Limit (dBμV/m) | Detector |
|---|---|---|---|---|---|---|---|---|
| 1 | | 2480.017 | 71.94 | 29.75 | 101.69 | N/A | N/A | Average |
| 2 | * | 2483.579 | 13.51 | 29.76 | 43.27 | -10.73 | 54.00 | Average |

Notes:

1. " * ", means this data is the worst emission level.

2. C.F (dB/m) = Antenna Factor (dB/m) + Cable Loss (dB).

3. Measurement (dBμV/m) = Reading (dBμV) + C.F (dB/m).

| | | | |
|---|---|---|---|
| Site | WJ-AC2 | Test Date | 2025-03-30 |
| Temperature | 19.6°C | Humidity | 41.3% |
| Limit | FCC_Part 15_Band Edge (3m) | Test Engineer | Bob Zhang |
| Factor | DRH18-E_07105 | Polarity | Vertical |
| EUT | Bluetooth Module | Test Voltage | DC 3.3V |
| Test Mode | Transmit by 3DH5 at 2480MHz | | |

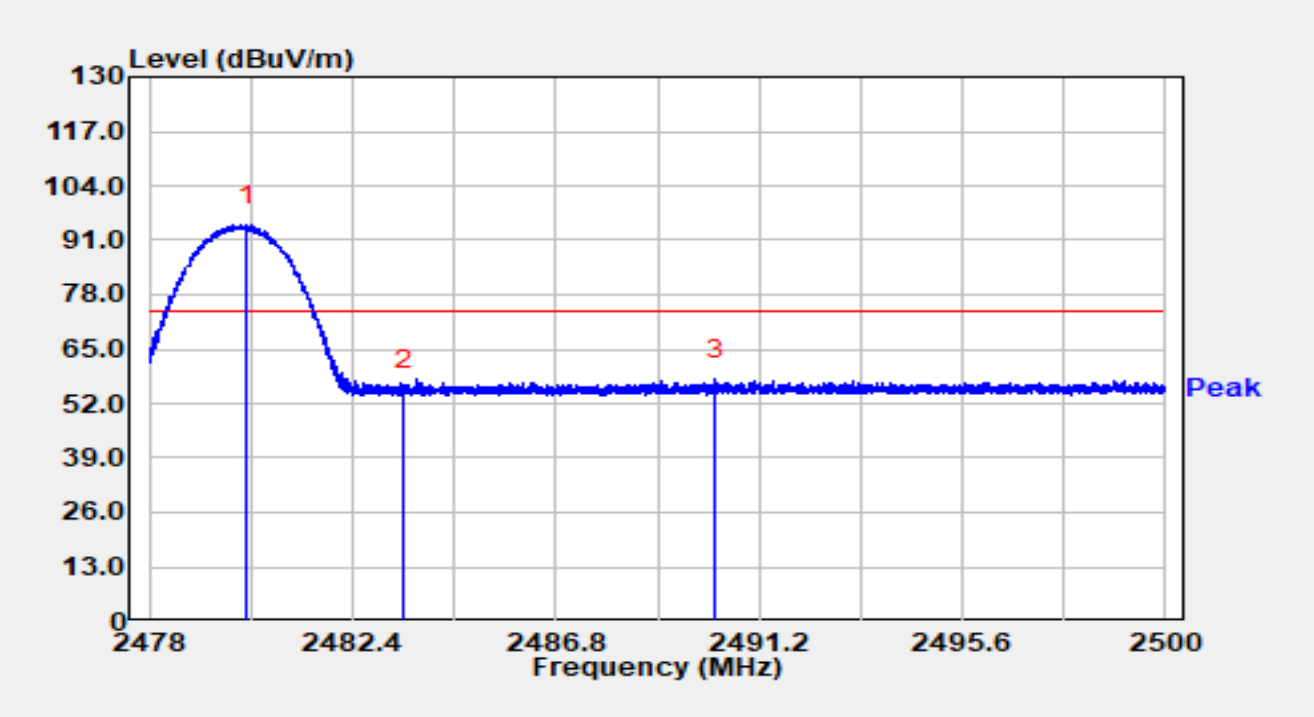


| No | Mark | Frequency (MHz) | Reading (dBμV) | C.F (dB/m) | Measurement (dBμV/m) | Margin (dB) | Limit (dBμV/m) | Detector |
|---|---|---|---|---|---|---|---|---|
| 1 | | 2480.121 | 64.91 | 29.75 | 94.66 | N/A | N/A | Peak |
| 2 | | 2483.500 | 25.22 | 29.76 | 54.99 | -19.01 | 74.00 | Peak |
| 3 | * | 2490.260 | 28.06 | 29.79 | 57.85 | -16.15 | 74.00 | Peak |

Notes:

1. " * ", means this data is the worst emission level.

2. C.F (dB/m) = Antenna Factor (dB/m) + Cable Loss (dB).

3. Measurement (dBμV/m) = Reading (dBμV) + C.F (dB/m).

| | | | |
|---|---|---|---|
| Site | WJ-AC2 | Test Date | 2025-03-30 |
| Temperature | 19.6°C | Humidity | 41.3% |
| Limit | FCC_Part 15_Band Edge (3m) | Test Engineer | Bob Zhang |
| Factor | DRH18-E_07105 | Polarity | Vertical |
| EUT | Bluetooth Module | Test Voltage | DC 3.3V |
| Test Mode | Transmit by 3DH5 at 2480MHz | | |

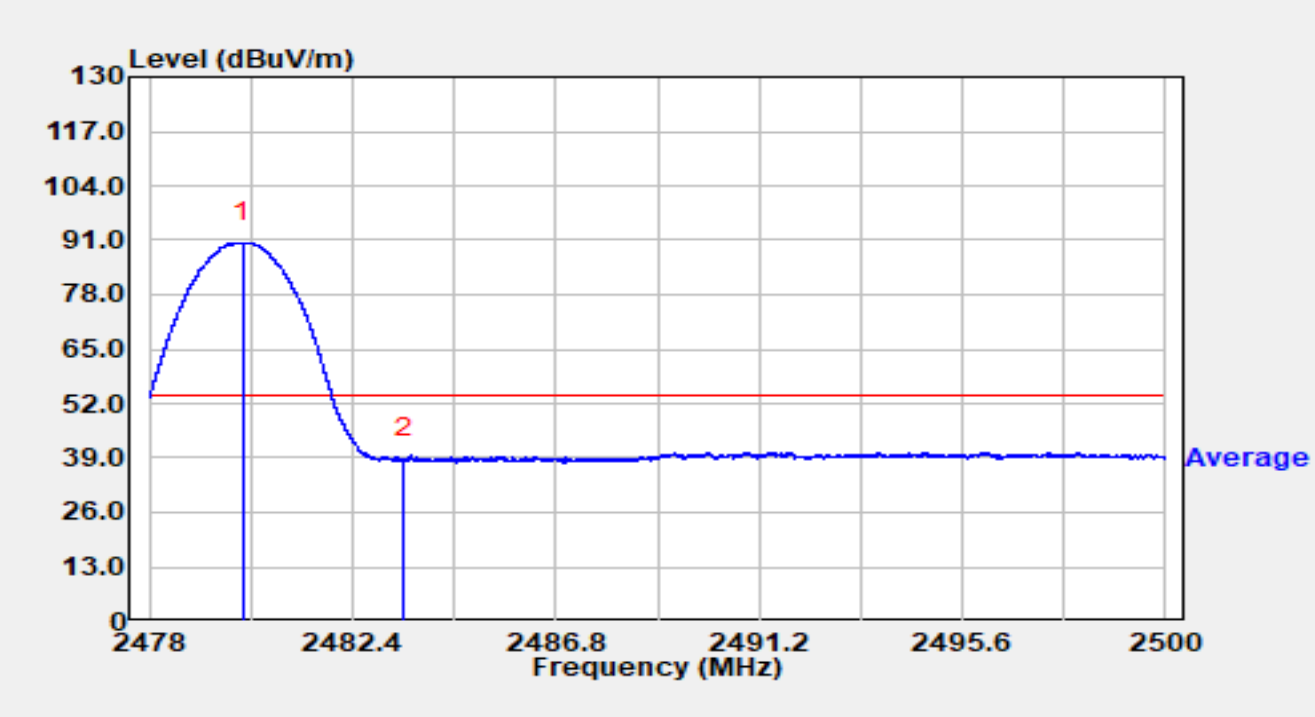


| No | Mark | Frequency (MHz) | Reading (dBμV) | C.F (dB/m) | Measurement (dBμV/m) | Margin (dB) | Limit (dBμV/m) | Detector |
|---|---|---|---|---|---|---|---|---|
| 1 | | 2480.015 | 60.71 | 29.75 | 90.46 | N/A | N/A | Average |
| 2 | * | 2483.500 | 9.10 | 29.76 | 38.86 | -15.14 | 54.00 | Average |

Notes:

1. " * ", means this data is the worst emission level.

2. C.F (dB/m) = Antenna Factor (dB/m) + Cable Loss (dB).

3. Measurement (dBμV/m) = Reading (dBμV) + C.F (dB/m).

**Spot check test data for module with shielding cover:**

Antenna #1

| | | | |
|---|---|---|---|
| Site | WJ-AC2 | Test Date | 2025-05-07 |
| Temperature | 19.6°C | Humidity | 41.3% |
| Limit | FCC_Part 15_Band Edge (3m) | Test Engineer | Carl Jiang |
| Factor | DRH18-E_07105 | Polarity | Horizontal |
| EUT | Bluetooth Module | Test Voltage | DC 3.3V |
| Test Mode | Transmit by DH5 at 2480MHz | | |

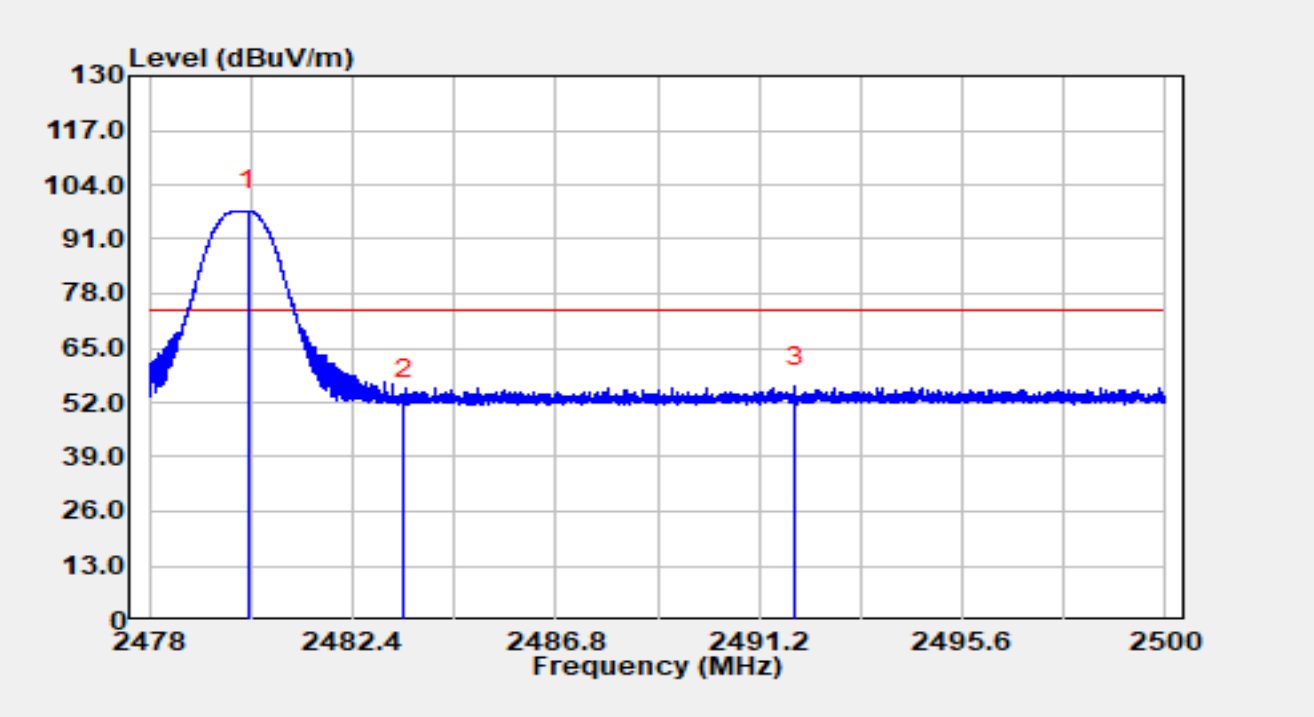


| No | Mark | Frequency (MHz) | Reading (dBμV) | C.F (dB/m) | Measurement (dBμV/m) | Margin (dB) | Limit (dBμV/m) | Detector |
|---|---|---|---|---|---|---|---|---|
| 1 | | 2480.145 | 67.88 | 29.75 | 97.63 | N/A | N/A | Peak |
| 2 | | 2483.500 | 22.93 | 29.76 | 52.69 | -21.31 | 74.00 | Peak |
| 3 | * | 2491.983 | 25.93 | 29.79 | 55.72 | -18.28 | 74.00 | Peak |

Notes:

1. " *", means this data is the worst emission level.
2. C.F (dB/m) = Antenna Factor (dB/m) + Cable Loss (dB).
3. Measurement(dBμV/m) = Reading(dBμV) + C.F (dB/m).

| | | | |
|---|---|---|---|
| Site | WJ-AC2 | Test Date | 2025-05-07 |
| Temperature | 19.6°C | Humidity | 41.3% |
| Limit | FCC_Part 15_Band Edge (3m) | Test Engineer | Carl Jiang |
| Factor | DRH18-E_07105 | Polarity | Horizontal |
| EUT | Bluetooth Module | Test Voltage | DC 3.3V |
| Test Mode | Transmit by DH5 at 2480MHz | | |

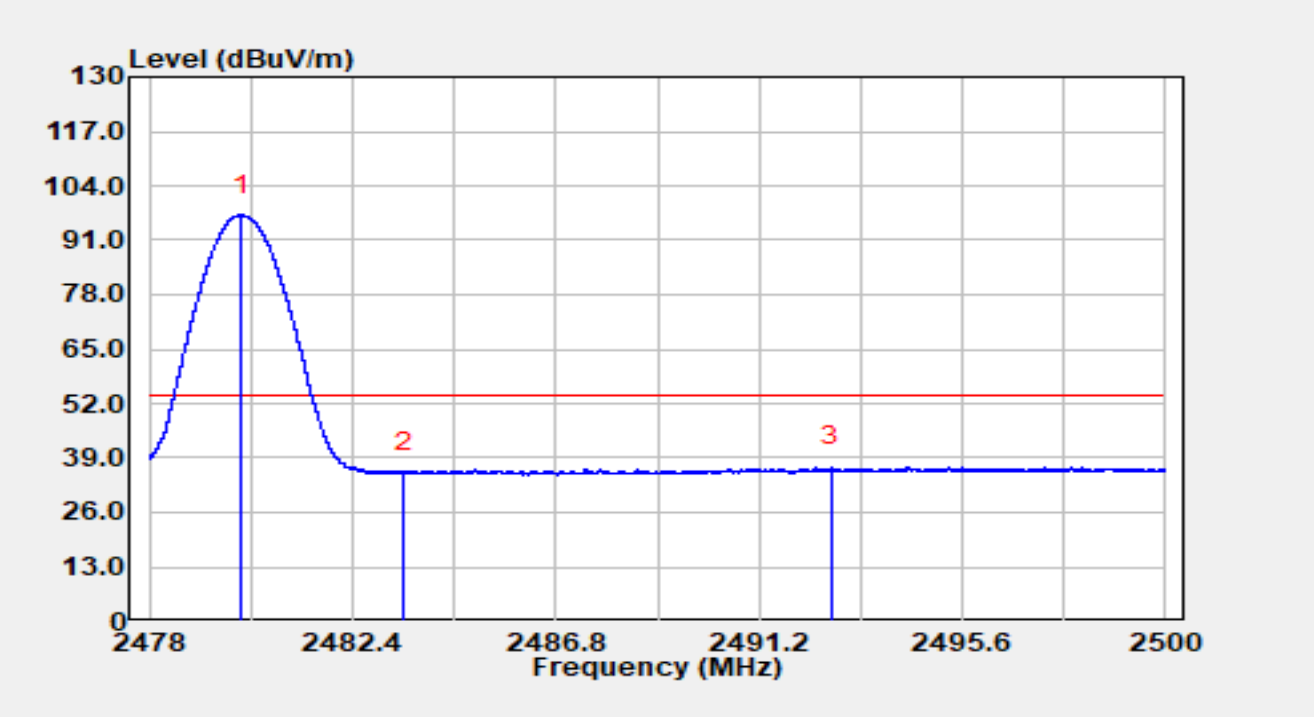


| No | Mark | Frequency (MHz) | Reading (dBμV) | C.F (dB/m) | Measurement (dBμV/m) | Margin (dB) | Limit (dBμV/m) | Detector |
|---|---|---|---|---|---|---|---|---|
| 1 | | 2480.004 | 67.23 | 29.75 | 96.99 | N/A | N/A | Average |
| 2 | | 2483.500 | 5.80 | 29.76 | 35.56 | -18.44 | 54.00 | Average |
| 3 | * | 2492.762 | 7.15 | 29.79 | 36.94 | -17.06 | 54.00 | Average |

Notes:

1. " *", means this data is the worst emission level.
2. C.F (dB/m) = Antenna Factor (dB/m) + Cable Loss (dB).
3. Measurement(dBμV/m) = Reading(dBμV) + C.F (dB/m).

| | | | |
|---|---|---|---|
| Site | WJ-AC2 | Test Date | 2025-05-07 |
| Temperature | 19.6°C | Humidity | 41.3% |
| Limit | FCC_Part 15_Band Edge (3m) | Test Engineer | Carl Jiang |
| Factor | DRH18-E_07105 | Polarity | Vertical |
| EUT | Bluetooth Module | Test Voltage | DC 3.3V |
| Test Mode | Transmit by DH5 at 2480MHz | | |

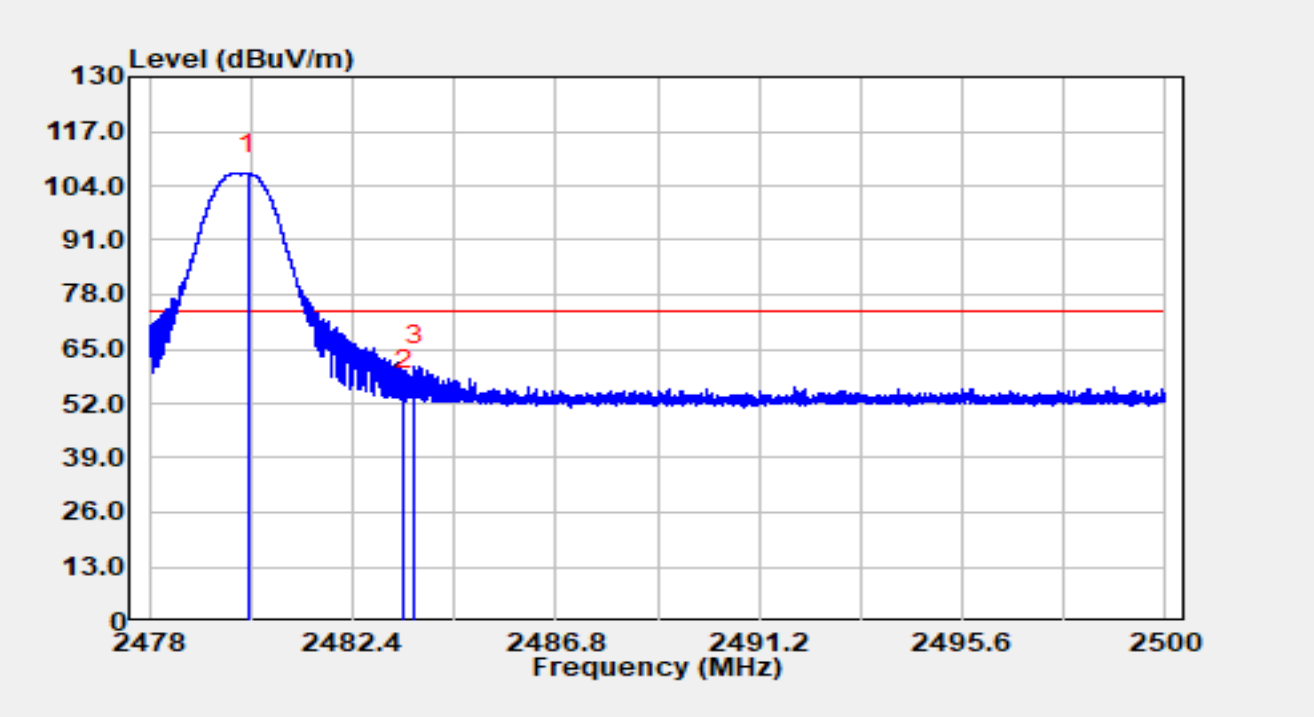


| No | Mark | Frequency (MHz) | Reading (dBμV) | C.F (dB/m) | Measurement (dBμV/m) | Margin (dB) | Limit (dBμV/m) | Detector |
|---|---|---|---|---|---|---|---|---|
| 1 | | 2480.141 | 77.10 | 29.75 | 106.85 | N/A | N/A | Peak |
| 2 | | 2483.500 | 25.37 | 29.76 | 55.13 | -18.87 | 74.00 | Peak |
| 3 | * | 2483.751 | 31.20 | 29.76 | 60.97 | -13.03 | 74.00 | Peak |

Notes:

1. " *", means this data is the worst emission level.
2. C.F (dB/m) = Antenna Factor (dB/m) + Cable Loss (dB).
3. Measurement(dBμV/m) = Reading(dBμV) + C.F (dB/m).

| | | | |
|---|---|---|---|
| Site | WJ-AC2 | Test Date | 2025-05-07 |
| Temperature | 19.6°C | Humidity | 41.3% |
| Limit | FCC_Part 15_Band Edge (3m) | Test Engineer | Carl Jiang |
| Factor | DRH18-E_07105 | Polarity | Vertical |
| EUT | Bluetooth Module | Test Voltage | DC 3.3V |
| Test Mode | Transmit by DH5 at 2480MHz | | |

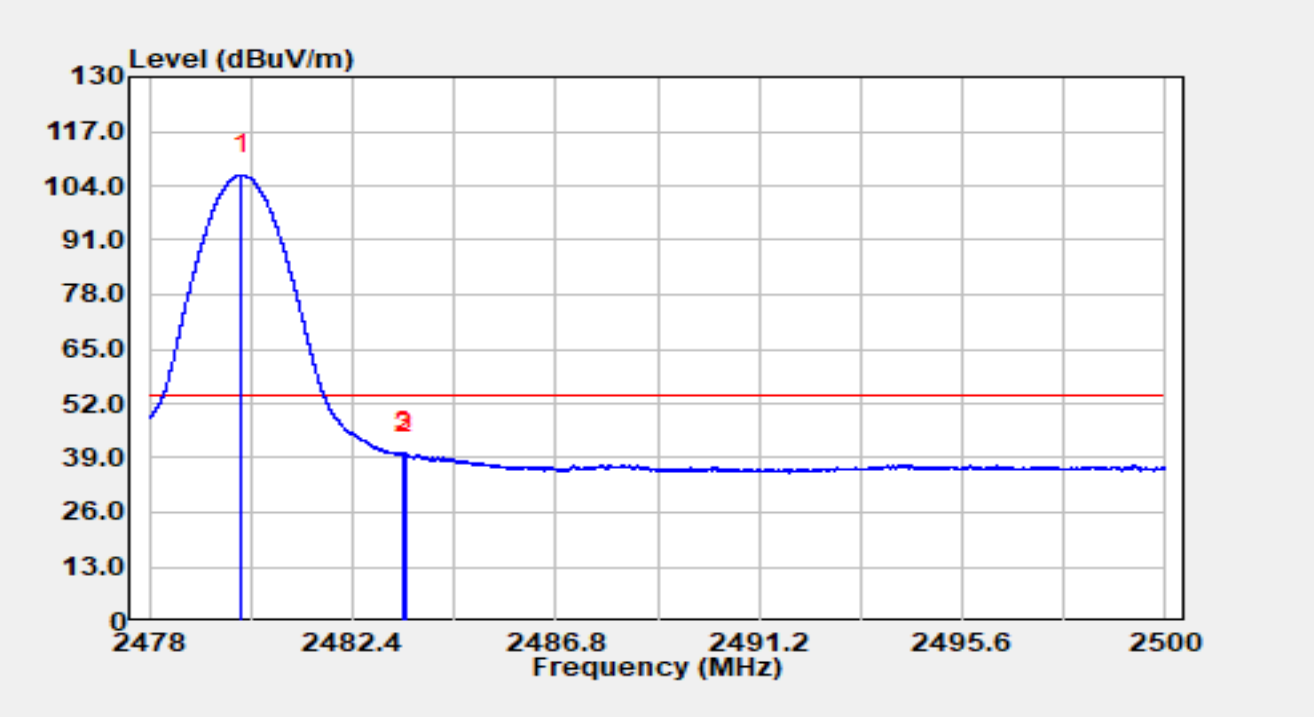


| No | Mark | Frequency (MHz) | Reading (dBμV) | C.F (dB/m) | Measurement (dBμV/m) | Margin (dB) | Limit (dBμV/m) | Detector |
|---|---|---|---|---|---|---|---|---|
| 1 | | 2479.998 | 76.78 | 29.75 | 106.54 | N/A | N/A | Average |
| 2 | | 2483.500 | 10.20 | 29.76 | 39.96 | -14.04 | 54.00 | Average |
| 3 | * | 2483.526 | 10.51 | 29.76 | 40.27 | -13.73 | 54.00 | Average |

Notes:

1. " *", means this data is the worst emission level.

2. C.F (dB/m) = Antenna Factor (dB/m) + Cable Loss (dB).

3. Measurement(dBμV/m) = Reading(dBμV) + C.F (dB/m).

### A.11 AC Conducted Emissions Test Result

| | | | |
|---|---|---|---|
| Site | WZ-SR2 | Test Date | 2025-04-09 |
| Temperature | 23.3 °C | Humidity | 52.6 % |
| Limit | FCC Part 15.207_CE_Mains | Test Engineer | Linda Wei |
| Factor | ENV216_101683_L1_Filter Off_E | Polarity | Line1 |
| EUT | Bluetooth Module | Test Voltage | AC 120/60Hz |
| Test Mode | Transmit by DH5 at 2402MHz | | |

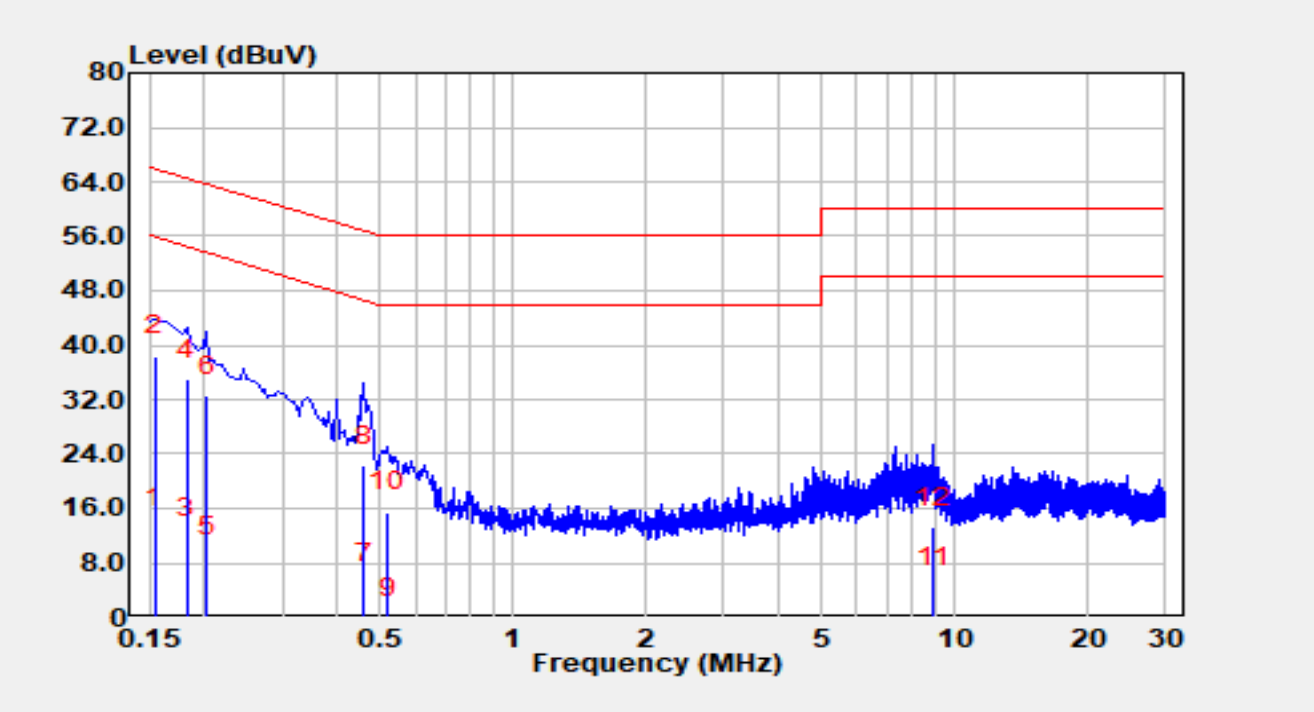


| No | Mark | Frequency (MHz) | Reading (dBµV) | C.F (dB) | Measurement (dBµV) | Margin (dB) | Limit (dBµV) | Detector |
|---|---|---|---|---|---|---|---|---|
| 1 | | 0.15 | 3.30 | 9.78 | 13.08 | -42.70 | 55.78 | Average |
| 2 | * | 0.15 | 28.70 | 9.78 | 38.48 | -27.30 | 65.78 | QP |
| 3 | | 0.18 | 1.80 | 9.78 | 11.58 | -42.81 | 54.39 | Average |
| 4 | | 0.18 | 25.20 | 9.78 | 34.98 | -29.41 | 64.39 | QP |
| 5 | | 0.20 | -0.90 | 9.79 | 8.89 | -44.63 | 53.53 | Average |
| 6 | | 0.20 | 22.80 | 9.79 | 32.59 | -30.93 | 63.53 | QP |
| 7 | | 0.46 | -4.90 | 9.91 | 5.01 | -41.72 | 46.73 | Average |
| 8 | | 0.46 | 12.40 | 9.91 | 22.31 | -34.42 | 56.73 | QP |
| 9 | | 0.52 | -10.10 | 9.94 | -0.16 | -46.16 | 46.00 | Average |
| 10 | | 0.52 | 5.60 | 9.94 | 15.54 | -40.46 | 56.00 | QP |
| 11 | | 8.95 | -6.40 | 10.89 | 4.49 | -45.51 | 50.00 | Average |
| 12 | | 8.95 | 2.30 | 10.89 | 13.19 | -46.81 | 60.00 | QP |

Notes:

1. " * ", means this data is the worst emission level.
2. C.F (dB) = LISN Factor (dB) + Cable Loss (dB).
3. Measurement (dBμV) = Reading (dBμV) + C.F (dB).

| | | | |
|---|---|---|---|
| Site | WZ-SR2 | Test Date | 2025-04-09 |
| Temperature | 23.3 °C | Humidity | 52.6 % |
| Limit | FCC Part 15.207_CE_Mains | Test Engineer | Linda Wei |
| Factor | ENV216_101683_N_Filter Off_E | Polarity | Neutral |
| EUT | Bluetooth Module | Test Voltage | AC 120/60Hz |
| Test Mode | Transmit by DH5 at 2402MHz | | |

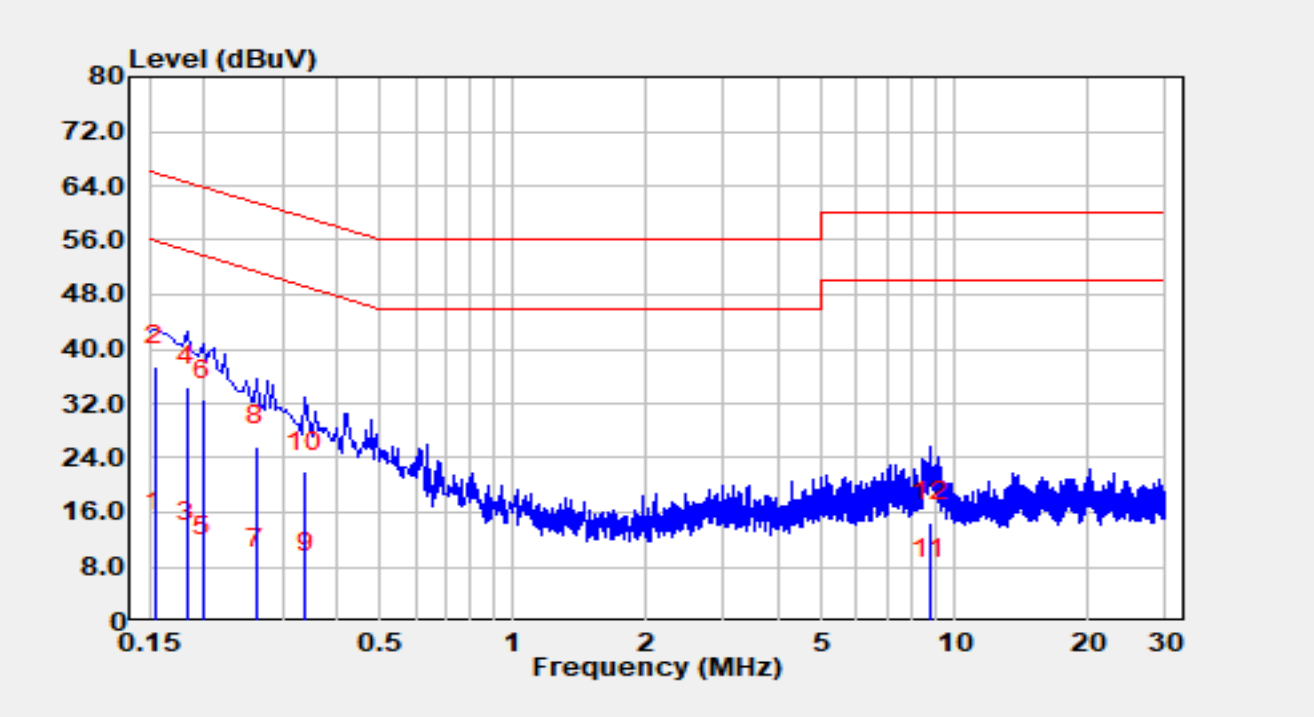


| No | Mark | Frequency (MHz) | Reading (dBμV) | C.F (dB) | Measurement (dBμV) | Margin (dB) | Limit (dBμV) | Detector |
|---|---|---|---|---|---|---|---|---|
| 1 | | 0.15 | 3.50 | 9.75 | 13.25 | -42.53 | 55.78 | Average |
| 2 | * | 0.15 | 27.70 | 9.75 | 37.45 | -28.33 | 65.78 | QP |
| 3 | | 0.18 | 2.00 | 9.77 | 11.77 | -42.63 | 54.39 | Average |
| 4 | | 0.18 | 24.70 | 9.77 | 34.47 | -29.93 | 64.39 | QP |
| 5 | | 0.20 | -0.20 | 9.78 | 9.58 | -44.12 | 53.69 | Average |
| 6 | | 0.20 | 22.80 | 9.78 | 32.58 | -31.12 | 63.69 | QP |
| 7 | | 0.26 | -2.00 | 9.80 | 7.80 | -43.57 | 51.37 | Average |
| 8 | | 0.26 | 16.00 | 9.80 | 25.80 | -35.57 | 61.37 | QP |
| 9 | | 0.34 | -2.70 | 9.83 | 7.13 | -42.12 | 49.25 | Average |
| 10 | | 0.34 | 12.20 | 9.83 | 22.03 | -37.22 | 59.25 | QP |
| 11 | | 8.77 | -4.60 | 10.91 | 6.31 | -43.69 | 50.00 | Average |
| 12 | | 8.77 | 3.60 | 10.91 | 14.51 | -45.49 | 60.00 | QP |

Notes:

1. " * ", means this data is the worst emission level.

2. C.F (dB) = LISN Factor (dB) + Cable Loss (dB).

3. Measurement (dBμV) = Reading (dBμV) + C.F (dB).

## Appendix B - Test Setup Photograph

Refer to “R25S1001023-UT” file.

## Appendix C - EUT Photograph

Refer to “R25S1001023-UE” file.

The End