TEST REPORT

No. I22N01112-RF-LTE

for

Shenzhen Tinno Mobile Technology Corp.

Mobile Phone

Model Name: U328AA

FCC ID: XD6U328AA

with

Hardware Version: V1.0

Software Version: U328AAV01.08.10

Issued Date`: 2022-07-28

Note:

The test results in this test report relate only to the devices specified in this report. This report shall not be reproduced except in full without the written approval of SAICT.

Test Laboratory:

SAICT, Shenzhen Academy of Information and Communications Technology

Building G, Shenzhen International Innovation Center, No.1006 Shennan Road, Futian District, Shenzhen, Guangdong, P. R. China 518000.

Tel:+86(0)755-33322000, Fax:+86(0)755-33322001

Email: yewu@caict.ac.cn. www.saict.ac.cn

©Copyright. All rights reserved by SAICT.

REPORT HISTORY

Report Number	Revision	Description	Issue Date
I22N01112-RF-LTE	Rev.0	1st edition	2022-07-28

©Copyright. All rights reserved by SAICT.

CONTENTS

1. SUMMARY OF TEST REPORT 4

1.1. TEST ITEMS 4

1.2. TEST STANDARDS 4

1.3. TEST RESULT 4

1.4. TESTING LOCATION 4

1.5. PROJECT DATA 4

1.6. SIGNATURE 4

2. CLIENT INFORMATION 5

2.1. APPLICANT INFORMATION 5

2.2. MANUFACTURER INFORMATION 5

3. EQUIPMENT UNDER TEST (EUT) AND ANCILLARY EQUIPMENT (AE) 6

3.1. ABOUT EUT 6

3.2. INTERNAL IDENTIFICATION OF EUT USED DURING THE TEST 6

3.3. INTERNAL IDENTIFICATION OF AE USED DURING THE TEST 6

3.4. GENERAL DESCRIPTION 6

4. REFERENCE DOCUMENTS 7

5. LABORATORY ENVIRONMENT 8

6. SUMMARY OF TEST RESULTS 9

7. STATEMENT 12

8. TEST EQUIPMENTS UTILIZED 13

ANNEX A: MEASUREMENT RESULTS 14

A.1 OUTPUT POWER 14
A.2 FIELD STRENGTH OF SPURIOUS RADIATION 58
A.3 FREQUENCY STABILITY 78
A.4 OCCUPIED BANDWIDTH 82
A.5 EMISSION BANDWIDTH 130
A.6 BAND EDGE COMPLIANCE 179
A.7 CONDUCTED SPURIOUS EMISSION 193
A.8 PEAK-TO-AVERAGE POWER RATIO 198

©Copyright. All rights reserved by SAICT.

1. SUMMARY OF TEST REPORT

1.1. Test Items

Description	Smart Phone
Model Name	U328AA
Brand Name	TINNO
Applicant's name	Shenzhen Tinno Mobile Technology Corp.
Manufacturer's Name	Shenzhen Tinno Mobile Technology Corp.

1.2. Test Standards

FCC Part 2/22/24/27/90	10-1-20 Edition
ANSI C63.26	2015
KDB971168 D01	v03r01

1.3. Test Result

All test items are passed. Please refer to "6 Summary of Test Results" for detail.

1.4. Testing Location

Address: Building G, Shenzhen International Innovation Center, No.1006 Shennan Road, Futian District, Shenzhen, Guangdong, P. R. China 518000

1.5. Project Data

Testing Start Date: 2022-05-12 Testing End Date: 2022-07-22

1.6. Signature

Wang Ping

(Prepared this test report)

Huang Qiuqin

(Reviewed this test report)

Zhang Hao

(Approved this test report)

©Copyright. All rights reserved by SAICT.

2. CLIENT INFORMATION

2.1. Applicant Information

Company Name:	Shenzhen Tinno Mobile Technology Corp.
Address /Post:	27-001, South Side of Tianlong Mobile Headquarters Building, Tongfa South Road, Xili Community, Xili Street, Nanshan District, Shenzhen ,PRC
Contact Person:	xiaoping.li
Contact Email	xiaoping.li@tinno.com
Telephone:	0755-86095550
Fax:	0755-86095551

2.2. Manufacturer Information

Company Name:	Shenzhen Tinno Mobile Technology Corp.
Address /Post:	27-001, South Side of Tianlong Mobile Headquarters Building, Tongfa South Road, Xili Community, Xili Street, Nanshan District, Shenzhen ,PRC,
Contact Person:	xiaoping.li
Contact Email	xiaoping.li@tinno.com
Telephone:	0755-86095550
Fax:	0755-86095551

©Copyright. All rights reserved by SAICT.

3. EQUIPMENT UNDER TEST (EUT) AND ANCILLARY EQUIPMENT (AE)

3.1. About EUT

Description	Smart Phone
Model Name	U328AA
Brand Name	TINNO
FCC ID	XD6U328AA
Frequency Bands	LTE Bands 2,4,5,12,14,30
Antenna	Embedded
Extreme vol. Limits	3.50V to 4.40V (nominal: 3.85V)
Extreme temp. Tolerance	-10°C to +55°C
Condition of EUT as received	No abnormality in appearance

Note1: Components list, please refer to documents of the manufacturer; it is also included in the original test record of SAICT.

3.2. Internal Identification of EUT used during the test

EUT ID*	IMEI	HW Version	SW Version	Sample Arrival Date
UT03aa	866913060003149	V1.0	U328AAV01.08.10	2022-05-12
UT18aa	866913060012652	V1.0	U328AAV01.08.10	2022-06-20

*EUT ID: is used to identify the test sample in the lab internally.

UT07aa is used for conduction test, UT1aa is used for radiation test.

3.3. Internal Identification of AE used during the test

AE ID*	Description
AE1	Battery

AE1

Model	LT25H426271W
Manufacturer	Ningbo Veken Battery Co., Ltd.
Capacity	2500mAh
Nominal Voltage	3.85V

*AE ID: is used to identify the test sample in the lab internally.

AE: ancillary equipment

3.4. General Description

The Equipment Under Test (EUT) is a model Mobile Phone with Embedded antenna. It consists of normal options: lithium battery, charger. Manual and specifications of the EUT were provided to fulfil the test. Samples undergoing test were selected by the Client.

©Copyright. All rights reserved by SAICT.

4. REFERENCE DOCUMENTS

The following documents listed in this section are referred for testing.

Reference	Title	Version
FCC Part 22	PUBLIC MOBILE SERVICES	10-1-20 Edition
FCC Part 2	FREQUENCY ALLOCATIONS AND RADIO TREATY MATTERS; GENERAL RULES AND REGULATIONS	10-1-20 Edition
FCC Part 24	PERSONAL COMMUNICATIONS SERVICES	10-1-20 Edition
FCC Part 27	MISCELLANEOUS WIRELESS COMMUNICATIONS SERVICES	10-1-20 Edition
FCC Part 90	PRIVATE LAND MOBILE RADIO SERVICES	10-1-20 Edition
ANSI C63.26	American National Standard for Compliance Testing of Transmitters Used in Licensed Radio Services	2015
KDB971168 D01	Power Meas License Digital Systems	v03r01

©Copyright. All rights reserved by SAICT.

5. LABORATORY ENVIRONMENT

Shielded room did not exceed following limits along the RF testing:

Temperature	Min. = 15 ˚C, Max. = 35 ˚C
Relative humidity	Min. = 20 %, Max. = 75 %
Shielding effectiveness	0.014MHz-1MHz>60 dB; 1MHz-18000MHz>90 dB
Electrical insulation	>2 MΩ
Ground system resistance	< 4 Ω

Fully-anechoic chamber did not exceed following limits along the EMC testing

Temperature	Min. = 15 ℃, Max. = 35 ℃
Relative humidity	Min. = 20 %, Max. = 75 %
Shielding effectiveness	0.014MHz-1MHz> 60 dB; 1MHz-18000MHz>90 dB
Electrical insulation	> 2MΩ
Ground system resistance	< 4 Ω
Voltage Standing Wave Ratio （VSWR）	≤ 6 dB, from 1 to 18 GHz，3 m distance
Uniformity of field strength	Between 0 and 6 dB, from 80 to 6000 MHz

©Copyright. All rights reserved by SAICT.

6. SUMMARY OF TEST RESULTS

Abbreviations used in this clause:		
Verdict Column	P	Pass
	F	Fail
	NA	Not applicable
	NM	Not measured
Location Column	A/B/C/D	The test is performed in test location A, B, C or D which are described in section 1.4 of this report

LTE Band 2

Items	Test Name	Clause in FCC rules	Section in this report	Verdict
1	Output Power	2.1046/24.232	A.1	P
2	Field Strength of Spurious Radiation	2.1053/24.238	A.2	P
3	Frequency Stability	2.1055/24.235	A.3	P
4	Occupied Bandwidth	2.1049/24.238	A.4	P
5	Emission Bandwidth	2.1049/24.238	A.5	P
6	Band Edge Compliance	2.1051/24.238	A.6	P
7	Conducted Spurious Emission	2.1051/24.238	A.7	P
8	Peak-to-Average Power Ratio	24.232/ KDB971168 D01	A.8	P

LTE Band 4

Items	Test Name	Clause in FCC rules	Section in this report	Verdict
1	Output Power	2.1046/27.50(d)	A.1	P
2	Field Strength of Spurious Radiation	2.1053/27.53(h)	A.2	P
3	Frequency Stability	2.1055/27.54	A.3	P
4	Occupied Bandwidth	2.1049/27.53(g)	A.4	P
5	Emission Bandwidth	2.1049/27.53(g)	A.5	P
6	Band Edge Compliance	2.1051/27.53(h)	A.6	P
7	Conducted Spurious Emission	2.1051/27.53(h)	A.7	P
8	Peak-to-Average Power Ratio	27.50(d)/ KDB971168 D01	A.8	P

©Copyright. All rights reserved by SAICT.

LTE band 5

Items	Test Name	Clause in FCC rules	Section in this report	Verdict
1	Output Power	2.1046/22.913	A.1	P
2	Field Strength of Spurious Radiation	2.1053/22.917	A.2	P
3	Frequency Stability	2.1055/22.355	A.3	P
4	Occupied Bandwidth	2.1049/22.917	A.4	P
5	Emission Bandwidth	2.1049/22.917	A.5	P
6	Band Edge Compliance	2.1051/22.917	A.6	P
7	Conducted Spurious Emission	2.1051/22.917	A.7	P
8	Peak-to-Average Power Ratio	KDB971168 D01	A.8	P

LTE Band 12

Items	Test Name	Clause in FCC rules	Section in this report	Verdict
1	Output Power	2.1046/27.50(c)	A.1	P
2	Field Strength of Spurious Radiation	2.1053/27.53(g)	A.2	P
3	Frequency Stability	2.1055/27.54	A.3	P
4	Occupied Bandwidth	2.1049/27.53(g)	A.4	P
5	Emission Bandwidth	2.1049/27.53(g)	A.5	P
6	Band Edge Compliance	2.1051/27.53(g)	A.6	P
7	Conducted Spurious Emission	2.1051/27.53(g)	A.7	P
8	Peak-to-Average Power Ratio	27.50(a)/ KDB971168 D01	A.8	P

©Copyright. All rights reserved by SAICT.

LTE band 14

Items	Test Name	Clause in FCC rules	Section in this report	Verdict
1	Output Power	2.1046/90.542	A.1	P
2	Field Strength of Spurious Radiation	2.1053/90.543	A.2	P
3	Frequency Stability	2.1055/90.539	A.3	P
4	Occupied Bandwidth	2.1049/90.535	A.4	P
5	Emission Bandwidth	2.1049/90.535	A.5	P
6	Band Edge Compliance	2.1051/90.535	A.6	P
7	Conducted Spurious Emission	2.1051/90.535	A.7	P
8	Peak-to-Average Power Ratio	KDB971168 D01	A.8	P

LTE Band 30

Items	Test Name	Clause in FCC rules	Section in this report	Verdict
1	Output Power	2.1046/27.50(a)	A.1	P
2	Field Strength of Spurious Radiation	2.1053/27.53(a)	A.2	P
3	Frequency Stability	2.1055/27.54	A.3	P
4	Occupied Bandwidth	2.1049/27.53(a)	A.4	P
5	Emission Bandwidth	2.1049/27.53(a)	A.5	P
6	Band Edge Compliance	2.1051/27.53(a)	A.6	P
7	Conducted Spurious Emission	2.1051/27.53(a)	A.7	P
8	Peak-to-Average Power Ratio	27.50(a)/ KDB971168 D01	A.8	P

©Copyright. All rights reserved by SAICT.

7. STATEMENT

Since the information of samples in this report is provided by the client, the laboratory is not respo nsible for the authenticity of sample information.

This report takes measured values as criterion of test conclusion. The test conlusion meets the li mit requirements.

©Copyright. All rights reserved by SAICT.

8. TEST EQUIPMENTS UTILIZED

NO.	Description	TYPE	Manufacture	series number	CAL DUE DATE
1	Test Receiver	ESR7	R&S	101676	2022-11-24
2	BiLog Antenna	3142E	ETS-Lindgren	0224831	2024-05-27
3	Horn Antenna	3117	ETS-Lindgren	00066577	2025-04-17
4	Horn Antenna	QSH-SL-18-26-S-20	Q-par	17013	2023-01-06
5	Antenna	BBHA 9120D	Schwarzbeck	1593	2022-12-05
6	Antenna	VUBA 9117	Schwarzbeck	207	2023-07-15
7	Antenna	QWH-SL-18-40-K-SG	Q-par	15979	2023-01-06
8	preamplifier	83017A	Agilent	MY39501110	/
9	Signal Generator	SMB100A	R&S	179725	2022-11-24
10	Fully Anechoic Chamber	FACT3-2.0	ETS-Lindgren	1285	2023-05-29
11	Spectrum Analyzer	FSV40	R&S	101192	2023-01-12
12	Universal Radio Communication Tester	CMW500	R&S	152499	2022-07-15
13	Temperature Chamber	SH-241	ESPEC	92007516	2022-10-15
14	DC Power Supply	U3606A	Agilent Technologies	MY50450012	2022-11-13
15	Spectrum Analyzer	FSW26	R&S	101967	2023-05-07
16	Universal Radio Communication Tester	CMW500	R&S	129146	2023-04-23

Test software

Item	Name	Vesion
Radiated	EMC32	V10.50.40

©Copyright. All rights reserved by SAICT.

ANNEX A: MEASUREMENT RESULTS

A.1 OUTPUT POWER

Reference

FCC: CFR Part 2.1046, 22.913, 24.232, 27.50, 90.542.

A.1.1 Summary

During the process of testing, the EUT was controlled via CMW500 to ensure max power transmission and proper modulation.

This result contains peak output power and ERP/EIRP measurements for the EUT.

In all cases, output power is within the specified limits.

A.1.2 Conducted

A.1.2.1 Method of Measurements

The EUT was set up for the max output power with pseudo random data modulation.

These measurements were done at 3 frequencies (bottom, middle and top of operational frequency range) for each bandwidth.

A.1.2.2 Measurement result

LTE band 2

BANDWIDTH	Number of RBs	Frequency(MHz)	Power(dBm)		
			QPSK	16QAM	64QAM
1.4MHz	1RB-High (5)	1909.3 (19193)	23.13	22.36	21.27
		1880 (18900)	23.19	22.44	21.35
		1850.7 (18607)	23.18	22.46	21.31
	1RB-Middle (3)	1909.3 (19193)	23.18	22.48	21.38
		1880 (18900)	23.30	22.51	21.39
		1850.7 (18607)	23.27	22.54	21.38
	1RB-Low (0)	1909.3 (19193)	23.17	22.36	21.30
		1880 (18900)	23.20	22.43	21.36
		1850.7 (18607)	23.16	22.48	21.36
	3RB-High (3)	1909.3 (19193)	23.27	22.24	21.26
		1880 (18900)	23.28	22.27	21.34

©Copyright. All rights reserved by SAICT.

BANDWIDTH	Number of RBs	Frequency(MHz)	Power(dBm)		
			QPSK	16QAM	64QAM
		1850.7 (18607)	23.29	22.19	21.38
	3RB-Middle (1)	1909.3 (19193)	23.30	22.32	21.32
		1880 (18900)	23.32	22.30	21.43
		1850.7 (18607)	23.30	22.24	21.42
	3RB-Low (0)	1909.3 (19193)	23.24	22.25	21.29
		1880 (18900)	23.28	22.25	21.37
		1850.7 (18607)	23.27	22.24	21.37
	6RB (0)	1909.3 (19193)	22.24	21.33	20.19
		1880 (18900)	22.28	21.34	20.22
		1850.7 (18607)	22.25	21.35	20.21
3MHz	1RB-High (14)	1908.5 (19185)	23.22	22.49	21.35
		1880 (18900)	23.26	22.51	21.39
		1851.5 (18615)	23.25	22.50	21.35
	1RB-Middle (7)	1908.5 (19185)	23.29	22.59	21.47
		1880 (18900)	23.37	22.67	21.40
		1851.5 (18615)	23.33	22.64	21.48
	1RB-Low (0)	1908.5 (19185)	23.22	22.51	21.36
		1880 (18900)	23.26	22.51	21.40
		1851.5 (18615)	23.27	22.51	21.39
	8RB-High (7)	1908.5 (19185)	22.24	21.29	20.22

©Copyright. All rights reserved by SAICT.

BANDWIDTH	Number of RBs	Frequency(MHz)	Power(dBm)		
			QPSK	16QAM	64QAM
		1880 (18900)	22.27	21.37	20.28
		1851.5 (18615)	22.24	21.31	20.26
	8RB-Middle (4)	1908.5 (19185)	22.27	21.30	20.23
		1880 (18900)	22.29	21.39	20.33
		1851.5 (18615)	22.26	21.33	20.28
	8RB-Low (0)	1908.5 (19185)	22.22	21.32	20.24
		1880 (18900)	22.28	21.34	20.27
		1851.5 (18615)	22.25	21.34	20.29
	15RB (0)	1908.5 (19185)	22.25	21.27	20.22
		1880 (18900)	22.28	21.30	20.27
		1851.5 (18615)	22.26	21.30	20.24
5MHz	1RB-High (24)	1907.5 (19175)	23.22	22.43	21.32
		1880 (18900)	23.24	22.55	21.41
		1852.5 (18625)	23.25	22.46	21.34
	1RB-Middle (12)	1907.5 (19175)	23.32	22.63	21.43
		1880 (18900)	23.42	22.70	21.58
		1852.5 (18625)	23.38	22.62	21.50
	1RB-Low (0)	1907.5 (19175)	23.19	22.45	21.30
		1880 (18900)	23.28	22.55	21.36
		1852.5 (18625)	23.27	22.51	21.40

©Copyright. All rights reserved by SAICT.

BANDWIDTH	Number of RBs	Frequency(MHz)	Power(dBm)		
			QPSK	16QAM	64QAM
	12RB-High (13)	1907.5 (19175)	22.20	21.20	20.22
		1880 (18900)	22.31	21.29	20.25
		1852.5 (18625)	22.30	21.25	20.24
	12RB-Middle (6)	1907.5 (19175)	22.27	21.27	20.30
		1880 (18900)	22.34	21.34	20.30
		1852.5 (18625)	22.31	21.29	20.26
	12RB-Low (0)	1907.5 (19175)	22.27	21.28	20.26
		1880 (18900)	22.30	21.30	20.29
		1852.5 (18625)	22.30	21.25	20.25
	25RB (0)	1907.5 (19175)	22.26	21.27	20.25
		1880 (18900)	22.31	21.31	20.31
		1852.5 (18625)	22.31	21.28	20.25
10MHz	1RB-High (49)	1905 (19150)	23.23	22.48	21.35
		1880 (18900)	23.27	22.51	21.42
		1855 (18650)	23.23	22.46	21.33
	1RB-Middle (24)	1905 (19150)	23.26	22.55	21.40
		1880 (18900)	23.32	22.61	21.48
		1855 (18650)	23.31	22.59	21.43
	1RB-Low (0)	1905 (19150)	23.23	22.46	21.36
		1880 (18900)	23.29	22.52	21.44

©Copyright. All rights reserved by SAICT.

BANDWIDTH	Number of RBs	Frequency(MHz)	Power(dBm)		
			QPSK	16QAM	64QAM
		1855 (18650)	23.28	22.52	21.44
	25RB-High (25)	1905 (19150)	22.19	21.19	20.18
		1880 (18900)	22.32	21.35	20.29
		1855 (18650)	22.34	21.34	20.30
	25RB-Middle (12)	1905 (19150)	22.30	21.28	20.24
		1880 (18900)	22.32	21.34	20.29
		1855 (18650)	22.31	21.30	20.26
	25RB-Low (0)	1905 (19150)	22.37	21.35	20.31
		1880 (18900)	22.36	21.34	20.38
		1855 (18650)	22.32	21.32	20.28
	50RB (0)	1905 (19150)	22.32	21.29	20.25
		1880 (18900)	22.33	21.36	20.33
		1855 (18650)	22.33	21.30	20.29
15MHz	1RB-High (74)	1902.5 (19125)	23.21	22.39	21.26
		1880 (18900)	23.25	22.42	21.35
		1857.5 (18675)	23.19	22.43	21.35
	1RB-Middle (37)	1902.5 (19125)	23.20	22.40	21.23
		1880 (18900)	23.26	22.50	21.35
		1857.5 (18675)	23.25	22.49	21.41
	1RB-Low (0)	1902.5 (19125)	23.23	22.43	21.27

©Copyright. All rights reserved by SAICT.

BANDWIDTH	Number of RBs	Frequency(MHz)	Power(dBm)		
			QPSK	16QAM	64QAM
		1880 (18900)	23.27	22.51	21.39
		1857.5 (18675)	23.27	22.51	21.48
	36RB-High (38)	1902.5 (19125)	22.23	21.22	20.23
		1880 (18900)	22.34	21.30	20.31
		1857.5 (18675)	22.33	21.29	20.29
	36RB-Middle (19)	1902.5 (19125)	22.32	21.26	20.28
		1880 (18900)	22.32	21.32	20.31
		1857.5 (18675)	22.33	21.29	20.30
	36RB-Low (0)	1902.5 (19125)	22.34	21.28	20.30
		1880 (18900)	22.38	21.33	20.32
		1857.5 (18675)	22.32	21.28	20.31
	75RB (0)	1902.5 (19125)	22.30	21.28	20.25
		1880 (18900)	22.34	21.34	20.31
		1857.5 (18675)	22.33	21.31	20.29
20MHz	1RB-High (99)	1900 (19100)	23.09	22.31	21.13
		1880 (18900)	23.10	22.39	21.21
		1860 (18700)	23.08	22.39	21.22
	1RB-Middle (50)	1900 (19100)	23.26	22.49	21.32
		1880 (18900)	23.34	22.64	21.44
		1860 (18700)	23.30	22.60	21.49

©Copyright. All rights reserved by SAICT.

BANDWIDTH	Number of RBs	Frequency(MHz)	Power(dBm)		
			QPSK	16QAM	64QAM
	1RB-Low (0)	1900 (19100)	23.10	22.44	21.18
		1880 (18900)	23.17	22.43	21.25
		1860 (18700)	23.14	22.47	21.38
	50RB-High (50)	1900 (19100)	22.15	21.16	20.19
		1880 (18900)	22.29	21.32	20.33
		1860 (18700)	22.29	21.29	20.29
	50RB-Middle (25)	1900 (19100)	22.32	21.32	20.29
		1880 (18900)	22.34	21.34	20.35
		1860 (18700)	22.32	21.33	20.29
	50RB-Low (0)	1900 (19100)	22.33	21.30	20.34
		1880 (18900)	22.38	21.40	20.41
		1860 (18700)	22.31	21.31	20.31
	100RB (0)	1900 (19100)	22.24	21.25	20.25
		1880 (18900)	22.34	21.33	20.36
		1860 (18700)	22.30	21.29	20.29

Note: Expanded measurement uncertainty is U = 0.49dB, k = 1.96

©Copyright. All rights reserved by SAICT.

LTE band 4

Bandwidth	RB size/offset	Frequency (MHz)	Power(dBm)		
			QPSK	16QAM	64QAM
1.4MHz	1RB-High (5)	1754.3 (20393)	23.34	22.54	21.42
		1732.5 (20175)	23.37	22.61	21.48
		1710.7 (19957)	23.37	22.60	21.46
	1RB-Middle (3)	1754.3 (20393)	23.43	22.64	21.48
		1732.5 (20175)	23.46	22.71	21.53
		1710.7 (19957)	23.46	22.69	21.57
	1RB-Low (0)	1754.3 (20393)	23.36	22.56	21.46
		1732.5 (20175)	23.39	22.63	21.45
		1710.7 (19957)	23.34	22.58	21.51
	3RB-High (3)	1754.3 (20393)	23.43	22.47	21.51
		1732.5 (20175)	23.47	22.45	21.51
		1710.7 (19957)	23.45	22.41	21.46
	3RB-Middle (1)	1754.3 (20393)	23.49	22.54	21.59
		1732.5 (20175)	23.50	22.50	21.54
		1710.7 (19957)	23.48	22.47	21.51
	3RB-Low (0)	1754.3 (20393)	23.43	22.49	21.48
		1732.5 (20175)	23.45	22.45	21.50
		1710.7 (19957)	23.48	22.40	21.46
	6RB (0)	1754.3 (20393)	22.48	21.56	20.41

©Copyright. All rights reserved by SAICT.

Bandwidth	RB size/offset	Frequency (MHz)	Power(dBm)		
			QPSK	16QAM	64QAM
		1732.5 (20175)	22.48	21.55	20.44
		1710.7 (19957)	22.45	21.51	20.43
3MHz	1RB-High (14)	1753.5 (20385)	23.45	22.71	21.56
		1732.5 (20175)	23.42	22.73	21.57
		1711.5 (19965)	23.42	22.67	21.49
	1RB-Middle (7)	1753.5 (20385)	23.58	22.79	21.58
		1732.5 (20175)	23.60	22.87	21.66
		1711.5 (19965)	23.61	22.76	21.63
	1RB-Low (0)	1753.5 (20385)	23.46	22.72	21.52
		1732.5 (20175)	23.45	22.79	21.55
		1711.5 (19965)	23.44	22.67	21.52
	8RB-High (7)	1753.5 (20385)	22.43	21.45	20.45
		1732.5 (20175)	22.39	21.52	20.46
		1711.5 (19965)	22.43	21.50	20.45
	8RB-Middle (4)	1753.5 (20385)	22.44	21.50	20.46
		1732.5 (20175)	22.46	21.51	20.46
		1711.5 (19965)	22.46	21.49	20.45
	8RB-Low (0)	1753.5 (20385)	22.43	21.49	20.47
		1732.5 (20175)	22.45	21.53	20.46
		1711.5 (19965)	22.41	21.48	20.45

©Copyright. All rights reserved by SAICT.

Bandwidth	RB size/offset	Frequency (MHz)	Power(dBm)		
			QPSK	16QAM	64QAM
	15RB (0)	1753.5 (20385)	22.45	21.41	20.46
		1732.5 (20175)	22.43	21.44	20.44
		1711.5 (19965)	22.45	21.45	20.42
5MHz	1RB-High (24)	1752.5 (20375)	23.39	22.59	21.46
		1732.5 (20175)	23.37	22.57	21.53
		1712.5 (19975)	23.37	22.61	21.46
	1RB-Middle (12)	1752.5 (20375)	23.49	22.86	21.66
		1732.5 (20175)	23.54	22.78	21.68
		1712.5 (19975)	23.52	22.76	21.62
	1RB-Low (0)	1752.5 (20375)	23.41	22.64	21.50
		1732.5 (20175)	23.41	22.63	21.56
		1712.5 (19975)	23.39	22.60	21.52
	12RB-High (13)	1752.5 (20375)	22.43	21.43	20.40
		1732.5 (20175)	22.45	21.46	20.47
		1712.5 (19975)	22.46	21.42	20.44
	12RB-Middle (6)	1752.5 (20375)	22.51	21.46	20.45
		1732.5 (20175)	22.48	21.50	20.49
		1712.5 (19975)	22.47	21.43	20.44
	12RB-Low (0)	1752.5 (20375)	22.50	21.49	20.46
		1732.5 (20175)	22.47	21.47	20.47

©Copyright. All rights reserved by SAICT.

Bandwidth	RB size/offset	Frequency (MHz)	Power(dBm)		
			QPSK	16QAM	64QAM
		1712.5 (19975)	22.43	21.40	20.43
	25RB (0)	1752.5 (20375)	22.47	21.47	20.43
		1732.5 (20175)	22.47	21.49	20.47
		1712.5 (19975)	22.48	21.46	20.44
10MHz	1RB-High (49)	1750 (20350)	23.40	22.61	21.52
		1732.5 (20175)	23.40	22.66	21.49
		1715 (20000)	23.38	22.60	21.50
	1RB-Middle (24)	1750 (20350)	23.49	22.72	21.65
		1732.5 (20175)	23.49	22.76	21.63
		1715 (20000)	23.54	22.70	21.61
	1RB-Low (0)	1750 (20350)	23.44	22.67	21.58
		1732.5 (20175)	23.46	22.73	21.59
		1715 (20000)	23.46	22.64	21.54
	25RB-High (25)	1750 (20350)	22.45	21.46	20.43
		1732.5 (20175)	22.48	21.48	20.49
		1715 (20000)	22.47	21.46	20.43
	25RB-Middle (12)	1750 (20350)	22.51	21.51	20.46
		1732.5 (20175)	22.48	21.48	20.47
		1715 (20000)	22.49	21.42	20.40
	25RB-Low (0)	1750 (20350)	22.57	21.54	20.54

©Copyright. All rights reserved by SAICT.

Bandwidth	RB size/offset	Frequency (MHz)	Power(dBm)		
			QPSK	16QAM	64QAM
		1732.5 (20175)	22.54	21.52	20.54
		1715 (20000)	22.48	21.45	20.43
	50RB (0)	1750 (20350)	22.51	21.52	20.51
		1732.5 (20175)	22.52	21.50	20.52
		1715 (20000)	22.50	21.45	20.45
15MHz	1RB-High (74)	1747.5 (20325)	23.38	22.64	21.47
		1732.5 (20175)	23.37	22.65	21.49
		1717.5 (20025)	23.39	22.71	21.47
	1RB-Middle (37)	1747.5 (20325)	23.45	22.78	21.57
		1732.5 (20175)	23.43	22.75	21.50
		1717.5 (20025)	23.47	22.75	21.52
	1RB-Low (0)	1747.5 (20325)	23.45	22.75	21.55
		1732.5 (20175)	23.44	22.76	21.51
		1717.5 (20025)	23.40	22.69	21.51
	36RB-High (38)	1747.5 (20325)	22.50	21.45	20.46
		1732.5 (20175)	22.55	21.51	20.50
		1717.5 (20025)	22.49	21.44	20.44
	36RB-Middle (19)	1747.5 (20325)	22.57	21.52	20.51
		1732.5 (20175)	22.55	21.52	20.52
		1717.5 (20025)	22.51	21.41	20.46

©Copyright. All rights reserved by SAICT.

Bandwidth	RB size/offset	Frequency (MHz)	Power(dBm)		
			QPSK	16QAM	64QAM
	36RB-Low (0)	1747.5 (20325)	22.56	21.49	20.53
		1732.5 (20175)	22.56	21.51	20.56
		1717.5 (20025)	22.49	21.45	20.48
	75RB (0)	1747.5 (20325)	22.54	21.52	20.50
		1732.5 (20175)	22.54	21.52	20.51
		1717.5 (20025)	22.49	21.45	20.45
20MHz	1RB-High (99)	1745 (20300)	23.24	22.47	21.43
		1732.5 (20175)	23.25	22.51	21.45
		1720 (20050)	23.21	22.44	21.43
	1RB-Middle (50)	1745 (20300)	23.56	22.79	21.70
		1732.5 (20175)	23.48	22.72	21.70
		1720 (20050)	23.52	22.69	21.61
	1RB-Low (0)	1745 (20300)	23.33	22.58	21.56
		1732.5 (20175)	23.32	22.55	21.56
		1720 (20050)	23.33	22.49	21.43
	50RB-High (50)	1745 (20300)	22.45	21.44	20.45
		1732.5 (20175)	22.49	21.49	20.50
		1720 (20050)	22.46	21.45	20.46
	50RB-Middle (25)	1745 (20300)	22.56	21.51	20.51
		1732.5 (20175)	22.55	21.53	20.49

©Copyright. All rights reserved by SAICT.

Bandwidth	RB size/offset	Frequency (MHz)	Power(dBm)		
			QPSK	16QAM	64QAM
		1720 (20050)	22.50	21.49	20.43
	50RB-Low (0)	1745 (20300)	22.59	21.54	20.55
		1732.5 (20175)	22.58	21.59	20.61
		1720 (20050)	22.50	21.47	20.45
	100RB (0)	1745 (20300)	22.48	21.45	20.47
		1732.5 (20175)	22.51	21.52	20.55
		1720 (20050)	22.47	21.43	20.42

Note: Expanded measurement uncertainty is U = 0.49dB, k = 1.96

©Copyright. All rights reserved by SAICT.

LTE band 5

Bandwidth	RB size/offset	Frequency (MHz)	Power(dBm)		
			QPSK	16QAM	64QAM
1.4MHz	1RB-High (5)	848.3 (20643)	23.38	22.65	21.49
		836.5 (20525)	23.34	22.63	21.49
		824.7 (20407)	23.40	22.63	21.51
	1RB-Middle (3)	848.3 (20643)	23.47	22.69	21.57
		836.5 (20525)	23.46	22.68	21.59
		824.7 (20407)	23.43	22.72	21.60
	1RB-Low (0)	848.3 (20643)	23.35	22.56	21.51
		836.5 (20525)	23.36	22.63	21.57
		824.7 (20407)	23.34	22.59	21.45
	3RB-High (3)	848.3 (20643)	23.47	22.48	21.60
		836.5 (20525)	23.47	22.47	21.57
		824.7 (20407)	23.45	22.42	21.57
	3RB-Middle (1)	848.3 (20643)	23.49	22.54	21.64
		836.5 (20525)	23.49	22.48	21.63
		824.7 (20407)	23.50	22.42	21.60
	3RB-Low (0)	848.3 (20643)	23.48	22.49	21.59
		836.5 (20525)	23.48	22.50	21.59
		824.7 (20407)	23.46	22.42	21.59
	6RB (0)	848.3 (20643)	22.52	21.58	20.48

©Copyright. All rights reserved by SAICT.

Bandwidth	RB size/offset	Frequency (MHz)	Power(dBm)		
			QPSK	16QAM	64QAM
		836.5 (20525)	22.49	21.53	20.49
		824.7 (20407)	22.52	21.54	20.46
3MHz	1RB-High (14)	847.5 (20635)	23.47	22.71	21.63
		836.5 (20525)	23.46	22.75	21.70
		825.5 (20415)	23.50	22.76	21.63
	1RB-Middle (7)	847.5 (20635)	23.51	22.80	21.76
		836.5 (20525)	23.55	22.79	21.80
		825.5 (20415)	23.62	22.82	21.75
	1RB-Low (0)	847.5 (20635)	23.46	22.64	21.60
		836.5 (20525)	23.44	22.73	21.71
		825.5 (20415)	23.43	22.69	21.57
	8RB-High (7)	847.5 (20635)	22.51	21.58	20.54
		836.5 (20525)	22.57	21.58	20.62
		825.5 (20415)	22.52	21.54	20.55
	8RB-Middle (4)	847.5 (20635)	22.53	21.61	20.58
		836.5 (20525)	22.57	21.61	20.59
		825.5 (20415)	22.52	21.55	20.55
	8RB-Low (0)	847.5 (20635)	22.51	21.57	20.52
		836.5 (20525)	22.52	21.56	20.59
		825.5 (20415)	22.50	21.50	20.49

©Copyright. All rights reserved by SAICT.

Bandwidth	RB size/offset	Frequency (MHz)	Power(dBm)		
			QPSK	16QAM	64QAM
	15RB (0)	847.5 (20635)	22.55	21.54	20.50
		836.5 (20525)	22.54	21.53	20.52
		825.5 (20415)	22.51	21.49	20.49
5MHz	1RB-High (24)	846.5 (20625)	23.41	22.68	21.61
		836.5 (20525)	23.44	22.71	21.60
		826.5 (20425)	23.45	22.70	21.60
	1RB-Middle (12)	846.5 (20625)	23.54	22.86	21.70
		836.5 (20525)	23.54	22.82	21.80
		826.5 (20425)	23.55	22.78	21.74
	1RB-Low (0)	846.5 (20625)	23.41	22.68	21.57
		836.5 (20525)	23.42	22.72	21.63
		826.5 (20425)	23.38	22.62	21.51
	12RB-High (13)	846.5 (20625)	22.55	21.50	20.54
		836.5 (20525)	22.56	21.54	20.59
		826.5 (20425)	22.57	21.52	20.57
	12RB-Middle (6)	846.5 (20625)	22.57	21.56	20.57
		836.5 (20525)	22.60	21.57	20.63
		826.5 (20425)	22.58	21.53	20.58
	12RB-Low (0)	846.5 (20625)	22.53	21.53	20.56
		836.5 (20525)	22.55	21.50	20.55

©Copyright. All rights reserved by SAICT.

Bandwidth	RB size/offset	Frequency (MHz)	Power(dBm)		
			QPSK	16QAM	64QAM
		826.5 (20425)	22.50	21.46	20.46
	25RB (0)	846.5 (20625)	22.53	21.53	20.51
		836.5 (20525)	22.56	21.56	20.56
		826.5 (20425)	22.55	21.52	20.50
10MHz	1RB-High (49)	844 (20600)	23.50	22.71	21.62
		836.5 (20525)	23.51	22.74	21.61
		829 (20450)	23.54	22.83	21.66
	1RB-Middle (24)	844 (20600)	23.53	22.76	21.63
		836.5 (20525)	23.53	22.80	21.67
		829 (20450)	23.57	22.77	21.69
	1RB-Low (0)	844 (20600)	23.47	22.74	21.60
		836.5 (20525)	23.47	22.75	21.64
		829 (20450)	23.44	22.69	21.51
	25RB-High (25)	844 (20600)	22.56	21.53	20.53
		836.5 (20525)	22.63	21.62	20.62
		829 (20450)	22.65	21.65	20.65
	25RB-Middle (12)	844 (20600)	22.58	21.57	20.55
		836.5 (20525)	22.57	21.55	20.56
		829 (20450)	22.58	21.57	20.55
	25RB-Low (0)	844 (20600)	22.55	21.54	20.53

©Copyright. All rights reserved by SAICT.

Bandwidth	RB size/offset	Frequency (MHz)	Power(dBm)		
			QPSK	16QAM	64QAM
		836.5 (20525)	22.58	21.56	20.58
		829 (20450)	22.54	21.51	20.51
	50RB (0)	844 (20600)	22.57	21.54	20.55
		836.5 (20525)	22.62	21.63	20.61
		829 (20450)	22.62	21.57	20.58

Note: Expanded measurement uncertainty is U = 0.49dB, k = 1.96

©Copyright. All rights reserved by SAICT.

LTE band 12

Bandwidth	RB size/offset	Frequency (MHz)	Power(dBm)		
			QPSK	16QAM	64QAM
1.4MHz	1RB-High (5)	715.3	23.63	22.81	21.70
		707.5	23.69	22.94	21.74
		699.7	23.69	22.92	21.80
	1RB-Middle (3)	715.3	23.71	22.87	21.77
		707.5	23.80	23.04	21.89
		699.7	23.79	23.09	21.91
	1RB-Low (0)	715.3	23.60	22.80	21.69
		707.5	23.69	22.93	21.79
		699.7	23.67	22.90	21.82
	3RB-High (3)	715.3	23.72	22.70	21.76
		707.5	23.79	22.74	21.89
		699.7	23.76	22.75	21.90
	3RB-Middle (1)	715.3	23.76	22.75	21.84
		707.5	23.82	22.79	21.89
		699.7	23.80	22.76	21.92
	3RB-Low (0)	715.3	23.73	22.75	21.78
		707.5	23.77	22.76	21.87
		699.7	23.77	22.79	21.90
	6RB (0)	715.3	22.78	21.80	20.78

©Copyright. All rights reserved by SAICT.

Bandwidth	RB size/offset	Frequency (MHz)	Power(dBm)		
			QPSK	16QAM	64QAM
		707.5	22.79	21.85	20.83
		699.7	22.76	21.83	20.81
3MHz	1RB-High (14)	714.5	23.72	22.93	21.86
		707.5	23.75	23.05	21.93
		700.5	23.76	23.00	21.94
	1RB-Middle (7)	714.5	23.77	23.04	21.84
		707.5	23.82	23.15	22.08
		700.5	23.86	23.13	22.04
	1RB-Low (0)	714.5	23.69	22.95	21.80
		707.5	23.73	23.04	21.90
		700.5	23.73	22.95	21.85
	8RB-High (7)	714.5	22.72	21.74	20.75
		707.5	22.75	21.81	20.84
		700.5	22.72	21.84	20.84
	8RB-Middle (4)	714.5	22.71	21.72	20.75
		707.5	22.76	21.80	20.84
		700.5	22.76	21.84	20.84
	8RB-Low (0)	714.5	22.69	21.76	20.76
		707.5	22.77	21.82	20.85
		700.5	22.71	21.81	20.79

©Copyright. All rights reserved by SAICT.

Bandwidth	RB size/offset	Frequency (MHz)	Power(dBm)		
			QPSK	16QAM	64QAM
	15RB (0)	714.5	22.72	21.72	20.75
		707.5	22.76	21.80	20.78
		700.5	22.77	21.82	20.77
5MHz	1RB-High (24)	713.5	23.74	22.85	21.82
		707.5	23.77	23.00	21.95
		701.5	23.79	23.04	21.92
	1RB-Middle (12)	713.5	23.89	23.00	22.02
		707.5	23.89	23.11	22.06
		701.5	23.86	23.05	22.04
	1RB-Low (0)	713.5	23.65	22.89	21.79
		707.5	23.74	22.94	21.86
		701.5	23.70	22.90	21.86
	12RB-High (13)	713.5	22.71	21.69	20.73
		707.5	22.84	21.82	20.88
		701.5	22.75	21.76	20.83
	12RB-Middle (6)	713.5	22.79	21.77	20.83
		707.5	22.82	21.81	20.86
		701.5	22.81	21.78	20.85
	12RB-Low (0)	713.5	22.79	21.75	20.83
		707.5	22.83	21.83	20.88

©Copyright. All rights reserved by SAICT.

Bandwidth	RB size/offset	Frequency (MHz)	Power(dBm)		
			QPSK	16QAM	64QAM
		701.5	22.77	21.71	20.78
	25RB (0)	713.5	22.76	21.72	20.77
		707.5	22.82	21.79	20.83
		701.5	22.77	21.75	20.82
10MHz	1RB-High (49)	711	23.81	23.06	21.85
		707.5	23.80	23.08	21.96
		704	23.83	23.13	22.01
	1RB-Middle (24)	711	23.81	23.06	21.91
		707.5	23.89	23.09	22.04
		704	23.90	23.19	22.04
	1RB-Low (0)	711	23.77	23.03	21.88
		707.5	23.72	22.95	21.87
		704	23.72	22.99	21.84
	25RB-High (25)	711	22.81	21.81	20.89
		707.5	22.90	21.87	20.94
		704	22.80	21.84	20.84
	25RB-Middle (12)	711	22.84	21.82	20.89
		707.5	22.83	21.86	20.88
		704	22.82	21.83	20.86
	25RB-Low (0)	711	22.85	21.84	20.87

©Copyright. All rights reserved by SAICT.

Bandwidth	RB size/offset	Frequency (MHz)	Power(dBm)		
			QPSK	16QAM	64QAM
		707.5	22.85	21.84	20.84
		704	22.81	21.82	20.83
	50RB (0)	711	22.83	21.83	20.86
		707.5	22.84	21.93	20.93
		704	22.85	21.88	20.87

Note: Expanded measurement uncertainty is U = 0.49dB, k = 1.96

©Copyright. All rights reserved by SAICT.

LTE band 14

Bandwidth	RB size/offset	Frequency (MHz)	Power(dBm)		
			QPSK	16QAM	64QAM
5MHz	1RB-High (24)	790.5 (23305)	23.49	22.81	21.65
		793 (23330)	23.49	22.81	21.69
		795.5 (23355)	23.52	22.79	21.72
	1RB-Middle (12)	790.5 (23305)	23.73	23.02	21.78
		793 (23330)	23.74	22.95	21.83
		795.5 (23355)	23.73	22.97	21.89
	1RB-Low (0)	790.5 (23305)	23.52	22.80	21.62
		793 (23330)	23.53	22.84	21.70
		795.5 (23355)	23.54	22.79	21.74
	12RB-High (13)	790.5 (23305)	22.62	21.61	20.63
		793 (23330)	22.62	21.58	20.60
		795.5 (23355)	22.61	21.61	20.61
	12RB-Middle (6)	790.5 (23305)	22.64	21.62	20.62
		793 (23330)	22.68	21.66	20.61
		795.5 (23355)	22.71	21.68	20.68
	12RB-Low (0)	790.5 (23305)	22.63	21.60	20.62
		793 (23330)	22.68	21.65	20.65
		795.5 (23355)	22.66	21.61	20.64

©Copyright. All rights reserved by SAICT.

Bandwidth	RB size/offset	Frequency (MHz)	Power(dBm)		
			QPSK	16QAM	64QAM
	25RB (0)	790.5 (23305)	22.60	21.61	20.61
		793 (23330)	22.67	21.64	20.59
		795.5 (23355)	22.68	21.67	20.65
10MHz	1RB-High (49)	793 (23330)	23.54	22.87	21.71
	1RB-Middle (24)	793 (23330)	23.66	22.91	21.75
	1RB-Low (0)	793 (23330)	23.57	22.86	21.68
	25RB-High (25)	793 (23330)	22.60	21.64	20.61
	25RB-Middle (12)	793 (23330)	22.66	21.69	20.64
	25RB-Low (0)	793 (23330)	22.70	21.68	20.69
	50RB (0)	793 (23330)	22.66	21.67	20.62

Note: Expanded measurement uncertainty is U = 0.49dB, k = 1.96

©Copyright. All rights reserved by SAICT.

LTE band 30

Bandwidth	RB size/offset	Frequency (MHz)	Power(dBm)		
			QPSK	16QAM	64QAM
5MHz	1RB-High (24)	2312.5 (27735)	22.92	22.14	20.95
		2310 (27710)	22.91	22.18	20.96
		2307.5 (27685)	22.89	22.18	20.95
	1RB-Middle (12)	2312.5 (27735)	23.01	22.22	20.95
		2310 (27710)	23.05	22.38	21.14
		2307.5 (27685)	22.98	22.29	21.09
	1RB-Low (0)	2312.5 (27735)	22.87	22.16	20.94
		2310 (27710)	22.91	22.18	20.99
		2307.5 (27685)	22.88	22.11	20.94
	12RB-High (13)	2312.5 (27735)	22.00	20.97	19.94
		2310 (27710)	22.01	21.00	19.99
		2307.5 (27685)	21.98	20.94	19.93
	12RB-Middle (6)	2312.5 (27735)	22.01	20.96	19.94
		2310 (27710)	21.99	20.94	19.96
		2307.5 (27685)	21.96	20.87	19.90
	12RB-Low (0)	2312.5 (27735)	21.93	20.91	19.88
		2310 (27710)	21.93	20.92	19.92
		2307.5 (27685)	21.90	20.91	19.93
	25RB (0)	2312.5 (27735)	21.99	20.98	19.92

©Copyright. All rights reserved by SAICT.

Bandwidth	RB size/offset	Frequency (MHz)	Power(dBm)		
			QPSK	16QAM	64QAM
		2310 (27710)	21.97	20.96	19.96
		2307.5 (27685)	21.95	20.92	19.90
10MHz	1RB-High (49)	2310 (27710)	22.94	22.21	21.00
	1RB-Middle (24)	2310 (27710)	23.01	22.28	21.05
	1RB-Low (0)	2310 (27710)	22.90	22.15	20.97
	25RB-High (25)	2310 (27710)	22.10	21.08	20.06
	25RB-Middle (12)	2310 (27710)	21.98	20.96	19.96
	25RB-Low (0)	2310 (27710)	21.95	20.94	19.95
	50RB (0)	2310 (27710)	22.04	21.02	20.02

Note: Expanded measurement uncertainty is U = 0.49dB, k = 1.96

©Copyright. All rights reserved by SAICT.

A.1.3 Radiated

A.1.3.1 Description

This is the test for the maximum radiated power from the EUT.

Rule Part 24.232(b) specifies, "Mobile/portable stations are limited to 2 watts e.i.r.p. Peak power" and 24.232(c) specifies that "Peak transmit power must be measured over any interval of continuous transmission using instrumentation calibrated in terms of an rms-equivalent voltage."

Rule Part 27.50(d) specifies “Fixed, mobile, and portable (handheld) stations operating in the 1710–1755 MHz band are limited to 1 watt EIRP”.

Rule Part 27.50(h)(2) specifies “Mobile stations are limited to 2.0 watts EIRP.”.

Rule Part 27.50(c) specifies “Portable stations (hand-held de-vices) are limited to 3 watts ERP.”.

Rule Part 27.50(a)(3) specifies “For mobile and portable stations transmitting in the 2305–2315 MHz band or the 2350–2360 MHz band, the average EIRP must not exceed 50 milliwatts within any 1 megahertz of authorized bandwidth, except that for mobile and portable stations compliant with 3GPP LTE standards or another advanced mobile broadband protocol that avoids concentrating energy at the edge of the operating band the average EIRP must not exceed 250 milliwatts within any 5 megahertz of authorized bandwidth but may exceed 50 milliwatts within any 1 megahertz of authorized bandwidth.”

Rule Part 22.913(a) specifies "The ERP of mobile transmitters and auxiliary test transmitters must not exceed 7 Watts."

Rule Part 90.542 specifies "Portable stations (hand-held devices) transmitting in the 758-768 MHz band and the 788-798 MHz band are limited to 3 watts ERP."

A.1.3.2 Method of Measurement

1. For radiated emissions measurements performed at frequencies less than or equal to 1 GHz, EUT was placed on a 80 cm high non-conductive stand at a 3 meter test distance from the receive antenna. For radiated measurements performed at frequencies above 1 GHz, EUT was placed on a 1.5 meter high non-conductive stand at a 3 meter test distance from the receive antenna. Receiving antenna was placed on the antenna mast 3 meters from the EUT. For emission measurements. The receiving antenna shall be varied from 1 m to 4 m in height above the reference ground in a search for the relative positioning that produces the maximum radiated signal level. The test setup refers to figure below. Detected emissions were maximized at each frequency by rotating the EUT through 360° and adjusting the receiving antenna polarization. The radiated emission measurements of all transmit frequencies in three channels (High, Middle, Low) were measured with peak detector.



©Copyright. All rights reserved by SAICT.

2. The EUT is then put into continuously transmitting mode at its maximum power level during the test. And the maximum value of the receiver should be recorded as (Pr).
3. The EUT shall be replaced by a substitution antenna. The test setup refers to figure below.

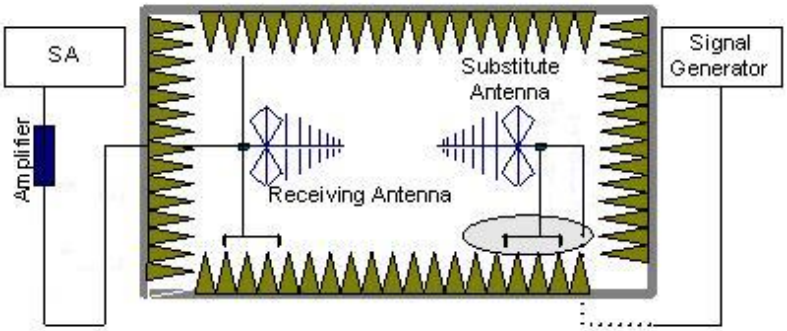

In the chamber, a substitution antenna for the frequency band of interest is placed at the reference point of the chamber. An RF signal source for the frequency band of interest is connected to the substitution antenna with a cable that has been constructed to not interfere with the radiation pattern of the antenna. A power (P_{Mea}) is applied to the input of the substitution antenna and adjusts the level of the signal generator output until the value of the receiver reaches the previously recorded (P_r). The power of signal source (P_{Mea}) is recorded. The test should be performed by rotating the test item and adjusting the receiving antenna polarization.

4. An amplifier should be connected to the Signal Source output port. And the cable should be connected between the amplifier and the substitution antenna.
   The cable loss (P_{cl}), the substitution Antenna Gain(dBi) (G_a) and the amplifier Gain (P_{Ag}) should be recorded after test.
   The measurement results are obtained as described below:
   Power (EIRP) = $P_{Mea} - P_{Ag} - P_{cl} + G_a$
5. This value is EIRP since the measurement is calibrated using an antenna of known gain (unit dBi) and known input power.
6. ERP can be calculated from EIRP by subtracting the gain of the dipole, ERP = EIRP -2.15dB.

©Copyright. All rights reserved by SAICT.

A.1.3.3 Measurement result

LTE Band 2- EIRP Part 24. 232(b)

Limits: ≤33dBm (2W)

LTE Band 2_1.4MHz_QPSK

Frequency(MHz)	P_{Mea}(dBm)	P_{cl}(dB)+ P_{Ag}(dB)	Ga Antenna Gain(dBi)	EIRP(dBm)	Limit(dBm)	Polarization
1850.70	**-15.00**	**-29.30**	**8.10**	**22.40**	**33.00**	**H**
1880.00	-15.44	-29.40	8.10	22.06	33.00	H
1909.30	-15.17	-29.30	8.10	22.24	33.00	H

LTE Band 2_3MHz_QPSK

Frequency(MHz)	P_{Mea}(dBm)	P_{cl}(dB)+ P_{Ag}(dB)	Ga Antenna Gain(dBi)	EIRP(dBm)	Limit(dBm)	Polarization
1851.50	-15.07	-29.30	8.10	22.33	33.00	H
1880.00	-15.48	-29.40	8.10	22.02	33.00	H
1908.50	-15.24	-29.30	8.10	22.16	33.00	H

LTE Band 2_5MHz_QPSK

Frequency(MHz)	P_{Mea}(dBm)	P_{cl}(dB)+ P_{Ag}(dB)	Ga Antenna Gain(dBi)	EIRP(dBm)	Limit(dBm)	Polarization
1852.50	-15.21	-29.30	8.10	22.19	33.00	H
1880.00	-15.55	-29.40	8.10	21.95	33.00	H
1907.50	-15.27	-29.30	8.10	22.13	33.00	H

LTE Band 2_10MHz_QPSK

Frequency(MHz)	P_{Mea}(dBm)	P_{cl}(dB)+ P_{Ag}(dB)	Ga Antenna Gain(dBi)	EIRP(dBm)	Limit(dBm)	Polarization
1855.00	-15.32	-29.30	8.10	22.08	33.00	H
1880.00	-15.62	-29.40	8.10	21.88	33.00	H
1905.00	-15.33	-29.30	8.10	22.07	33.00	H

LTE Band 2_15MHz_QPSK

Frequency(MHz)	P_{Mea}(dBm)	P_{cl}(dB)+ P_{Ag}(dB)	Ga Antenna Gain(dBi)	EIRP(dBm)	Limit(dBm)	Polarization
1857.50	-15.38	-29.30	8.10	22.02	33.00	H
1880.00	-15.65	-29.40	8.10	21.85	33.00	H
1902.50	-15.37	-29.30	8.10	22.03	33.00	H

LTE Band 2_20 MHz_QPSK

Frequency(MHz)	P_{Mea}(dBm)	P_{cl}(dB)+ P_{Ag}(dB)	Ga Antenna Gain(dBi)	EIRP(dBm)	Limit(dBm)	Polarization
1860.00	-15.46	-29.30	8.10	21.94	33.00	H
1880.00	-15.72	-29.40	8.10	21.78	33.00	H
1900.00	-15.47	-29.30	8.10	21.93	33.00	H

©Copyright. All rights reserved by SAICT.

LTE Band 2_1.4MHz_16QAM

Frequency(MHz)	P_{Mea}(dBm)	P_{cl}(dB)+ P_{Ag}(dB)	Ga Antenna Gain(dBi)	EIRP(dBm)	Limit(dBm)	Polarization
1850.70	-15.08	-29.30	8.10	22.32	33.00	H
1880.00	-15.45	-29.40	8.10	22.05	33.00	H
1909.30	-15.24	-29.30	8.10	22.16	33.00	H

LTE Band 2_3MHz_16QAM

Frequency(MHz)	P_{Mea}(dBm)	P_{cl}(dB)+ P_{Ag}(dB)	Ga Antenna Gain(dBi)	EIRP(dBm)	Limit(dBm)	Polarization
1851.50	-15.22	-29.30	8.10	22.18	33.00	H
1880.00	-15.52	-29.40	8.10	21.98	33.00	H
1908.50	-15.27	-29.30	8.10	22.13	33.00	H

LTE Band 2_5MHz_16QAM

Frequency(MHz)	P_{Mea}(dBm)	P_{cl}(dB)+ P_{Ag}(dB)	Ga Antenna Gain(dBi)	EIRP(dBm)	Limit(dBm)	Polarization
1852.50	-15.32	-29.30	8.10	22.08	33.00	H
1880.00	-15.60	-29.40	8.10	21.90	33.00	H
1907.50	-15.34	-29.30	8.10	22.06	33.00	H

LTE Band 2_10MHz_16QAM

Frequency(MHz)	P_{Mea}(dBm)	P_{cl}(dB)+ P_{Ag}(dB)	Ga Antenna Gain(dBi)	EIRP(dBm)	Limit(dBm)	Polarization
1855.00	-15.41	-29.30	8.10	21.99	33.00	H
1880.00	-15.72	-29.40	8.10	21.78	33.00	H
1905.00	-15.40	-29.30	8.10	22.00	33.00	H

LTE Band 2_15MHz_16QAM

Frequency(MHz)	P_{Mea}(dBm)	P_{cl}(dB)+ P_{Ag}(dB)	Ga Antenna Gain(dBi)	EIRP(dBm)	Limit(dBm)	Polarization
1857.50	-15.52	-29.30	8.10	21.88	33.00	H
1880.00	-15.76	-29.40	8.10	21.74	33.00	H
1902.50	-15.50	-29.30	8.10	21.90	33.00	H

LTE Band 2_20 MHz_16QAM

Frequency(MHz)	P_{Mea}(dBm)	P_{cl}(dB)+ P_{Ag}(dB)	Ga Antenna Gain(dBi)	EIRP(dBm)	Limit(dBm)	Polarization
1860.00	-15.55	-29.30	8.10	21.85	33.00	H
1880.00	-15.84	-29.40	8.10	21.66	33.00	H
1900.00	-15.58	-29.30	8.10	21.82	33.00	H

©Copyright. All rights reserved by SAICT.

LTE Band 2_1.4MHz_64QAM

Frequency(MHz)	P_{Mea}(dBm)	P_{cl}(dB)+ P_{Ag}(dB)	Ga Antenna Gain(dBi)	EIRP(dBm)	Limit(dBm)	Polarization
1850.70	-15.17	-29.30	8.10	22.23	33.00	H
1880.00	-15.52	-29.40	8.10	21.98	33.00	H
1909.30	-15.32	-29.30	8.10	22.09	33.00	H

LTE Band 2_3MHz_64QAM

Frequency(MHz)	P_{Mea}(dBm)	P_{cl}(dB)+ P_{Ag}(dB)	Ga Antenna Gain(dBi)	EIRP(dBm)	Limit(dBm)	Polarization
1851.50	-15.25	-29.30	8.10	22.15	33.00	H
1880.00	-15.56	-29.40	8.10	21.94	33.00	H
1908.50	-15.33	-29.30	8.10	22.07	33.00	H

LTE Band 2_5MHz_64QAM

Frequency(MHz)	P_{Mea}(dBm)	P_{cl}(dB)+ P_{Ag}(dB)	Ga Antenna Gain(dBi)	EIRP(dBm)	Limit(dBm)	Polarization
1852.50	-15.34	-29.30	8.10	22.06	33.00	H
1880.00	-15.65	-29.40	8.10	21.85	33.00	H
1907.50	-15.42	-29.30	8.10	21.98	33.00	H

LTE Band 2_10MHz_64QAM

Frequency(MHz)	P_{Mea}(dBm)	P_{cl}(dB)+ P_{Ag}(dB)	Ga Antenna Gain(dBi)	EIRP(dBm)	Limit(dBm)	Polarization
1855.00	-15.41	-29.30	8.10	21.99	33.00	H
1880.00	-15.73	-29.40	8.10	21.77	33.00	H
1905.00	-15.44	-29.30	8.10	21.96	33.00	H

LTE Band 2_15MHz_64QAM

Frequency(MHz)	P_{Mea}(dBm)	P_{cl}(dB)+ P_{Ag}(dB)	Ga Antenna Gain(dBi)	EIRP(dBm)	Limit(dBm)	Polarization
1857.50	-15.55	-29.30	8.10	21.85	33.00	H
1880.00	-15.76	-29.40	8.10	21.74	33.00	H
1902.50	-15.41	-29.30	8.10	21.99	33.00	H

LTE Band 2_20 MHz_64QAM

Frequency(MHz)	P_{Mea}(dBm)	P_{cl}(dB)+ P_{Ag}(dB)	Ga Antenna Gain(dBi)	EIRP(dBm)	Limit(dBm)	Polarization
1860.00	-15.54	-29.30	8.10	21.86	33.00	H
1880.00	-15.78	-29.40	8.10	21.72	33.00	H
1900.00	-15.55	-29.30	8.10	21.85	33.00	H

Peak EIRP (dBm)=P_{Mea}(-15.00dBm)-(P_{cl}+P_{Ag})(-29.30dB)+G_a(8.10dB) =22.40dBm

©Copyright. All rights reserved by SAICT.

LTE Band 4- EIRP Part 27.50(d)

Limits: ≤30dBm (1W)

LTE Band 4_1.4MHz_QPSK

Frequency(MHz)	P_{Mea}(dBm)	P_{cl}(dB)+ P_{Ag}(dB)	Ga Antenna Gain(dBi)	EIRP(dBm)	Limit(dBm)	Polarization
1710.70	-15.37	-29.60	8.10	22.33	30.00	H
1732.50	**-15.21**	**-29.60**	**8.10**	**22.50**	**30.00**	**H**
1754.30	-15.57	-29.50	8.10	22.03	30.00	H

LTE Band 4_3MHz_QPSK

Frequency(MHz)	P_{Mea}(dBm)	P_{cl}(dB)+ P_{Ag}(dB)	Ga Antenna Gain(dBi)	EIRP(dBm)	Limit(dBm)	Polarization
1711.50	-15.47	-29.60	8.10	22.23	30.00	H
1732.50	-15.32	-29.60	8.10	22.38	30.00	H
1753.50	-15.61	-29.50	8.10	21.99	30.00	H

LTE Band 4_5MHz_QPSK

Frequency(MHz)	P_{Mea}(dBm)	P_{cl}(dB)+ P_{Ag}(dB)	Ga Antenna Gain(dBi)	EIRP(dBm)	Limit(dBm)	Polarization
1712.50	-15.54	-29.60	8.10	22.16	30.00	H
1732.50	-15.34	-29.60	8.10	22.36	30.00	H
1752.50	-15.66	-29.50	8.10	21.95	30.00	H

LTE Band 4_10MHz_QPSK

Frequency(MHz)	P_{Mea}(dBm)	P_{cl}(dB)+ P_{Ag}(dB)	Ga Antenna Gain(dBi)	EIRP(dBm)	Limit(dBm)	Polarization
1715.00	-15.61	-29.60	8.10	22.09	30.00	H
1732.50	-15.45	-29.60	8.10	22.25	30.00	H
1750.00	-15.73	-29.50	8.10	21.87	30.00	H

LTE Band 4_15MHz_QPSK

Frequency(MHz)	P_{Mea}(dBm)	P_{cl}(dB)+ P_{Ag}(dB)	Ga Antenna Gain(dBi)	EIRP(dBm)	Limit(dBm)	Polarization
1717.50	-15.67	-29.60	8.10	22.03	30.00	H
1732.50	-15.51	-29.60	8.10	22.19	30.00	H
1747.50	-15.82	-29.50	8.10	21.78	30.00	H

LTE Band 4_20MHz_QPSK

Frequency(MHz)	P_{Mea}(dBm)	P_{cl}(dB)+ P_{Ag}(dB)	Ga Antenna Gain(dBi)	EIRP(dBm)	Limit(dBm)	Polarization
1720.00	-15.71	-29.60	8.10	21.99	30.00	H
1732.50	-15.64	-29.60	8.10	22.06	30.00	H
1745.00	-15.85	-29.50	8.10	21.75	30.00	H

©Copyright. All rights reserved by SAICT.

LTE Band 4_1.4MHz_16QAM

Frequency(MHz)	P_{Mea}(dBm)	P_{cl}(dB)+ P_{Ag}(dB)	Ga Antenna Gain(dBi)	EIRP(dBm)	Limit(dBm)	Polarization
1710.70	-15.42	-29.60	8.10	22.28	30.00	H
1732.50	-15.34	-29.60	8.10	22.36	30.00	H
1754.30	-15.65	-29.50	8.10	21.95	30.00	H

LTE Band 4_3MHz_16QAM

Frequency(MHz)	P_{Mea}(dBm)	P_{cl}(dB)+ P_{Ag}(dB)	Ga Antenna Gain(dBi)	EIRP(dBm)	Limit(dBm)	Polarization
1711.50	-15.45	-29.60	8.10	22.25	30.00	H
1732.50	-15.38	-29.60	8.10	22.32	30.00	H
1753.50	-15.72	-29.50	8.10	21.88	30.00	H

LTE Band 4_5MHz_16QAM

Frequency(MHz)	P_{Mea}(dBm)	P_{cl}(dB)+ P_{Ag}(dB)	Ga Antenna Gain(dBi)	EIRP(dBm)	Limit(dBm)	Polarization
1712.50	-15.54	-29.60	8.10	22.16	30.00	H
1732.50	-15.44	-29.60	8.10	22.26	30.00	H
1752.50	-15.76	-29.50	8.10	21.84	30.00	H

LTE Band 4_10MHz_16QAM

Frequency(MHz)	P_{Mea}(dBm)	P_{cl}(dB)+ P_{Ag}(dB)	Ga Antenna Gain(dBi)	EIRP(dBm)	Limit(dBm)	Polarization
1715.00	-15.58	-29.60	8.10	22.12	30.00	H
1732.50	-15.50	-29.60	8.10	22.20	30.00	H
1750.00	-15.81	-29.50	8.10	21.79	30.00	H

LTE Band 4_15MHz_16QAM

Frequency(MHz)	P_{Mea}(dBm)	P_{cl}(dB)+ P_{Ag}(dB)	Ga Antenna Gain(dBi)	EIRP(dBm)	Limit(dBm)	Polarization
1717.50	-15.66	-29.60	8.10	22.04	30.00	H
1732.50	-15.61	-29.60	8.10	22.09	30.00	H
1747.50	-15.85	-29.50	8.10	21.75	30.00	H

LTE Band 4_20MHz_16QAM

Frequency(MHz)	P_{Mea}(dBm)	P_{cl}(dB)+ P_{Ag}(dB)	Ga Antenna Gain(dBi)	EIRP(dBm)	Limit(dBm)	Polarization
1720.00	-15.85	-29.60	8.10	21.85	30.00	H
1732.50	-15.67	-29.60	8.10	22.03	30.00	H
1745.00	-15.86	-29.50	8.10	21.74	30.00	H

©Copyright. All rights reserved by SAICT.

LTE Band 4_1.4MHz_64QAM

Frequency(MHz)	P_{Mea}(dBm)	P_{cl}(dB)+ P_{Ag}(dB)	Ga Antenna Gain(dBi)	EIRP(dBm)	Limit(dBm)	Polarization
1710.70	-15.52	-29.60	8.10	22.18	30.00	H
1732.50	-15.37	-29.60	8.10	22.33	30.00	H
1754.30	-15.72	-29.50	8.10	21.88	30.00	H

LTE Band 4_3MHz_64QAM

Frequency(MHz)	P_{Mea}(dBm)	P_{cl}(dB)+ P_{Ag}(dB)	Ga Antenna Gain(dBi)	EIRP(dBm)	Limit(dBm)	Polarization
1711.50	-15.54	-29.60	8.10	22.16	30.00	H
1732.50	-15.41	-29.60	8.10	22.29	30.00	H
1753.50	-15.75	-29.50	8.10	21.85	30.00	H

LTE Band 4_5MHz_64QAM

Frequency(MHz)	P_{Mea}(dBm)	P_{cl}(dB)+ P_{Ag}(dB)	Ga Antenna Gain(dBi)	EIRP(dBm)	Limit(dBm)	Polarization
1712.50	-15.64	-29.60	8.10	22.06	30.00	H
1732.50	-15.51	-29.60	8.10	22.19	30.00	H
1752.50	-15.84	-29.50	8.10	21.76	30.00	H

LTE Band 4_10MHz_64QAM

Frequency(MHz)	P_{Mea}(dBm)	P_{cl}(dB)+ P_{Ag}(dB)	Ga Antenna Gain(dBi)	EIRP(dBm)	Limit(dBm)	Polarization
1715.00	-15.74	-29.60	8.10	21.96	30.00	H
1732.50	-15.65	-29.60	8.10	22.05	30.00	H
1750.00	-15.83	-29.50	8.10	21.77	30.00	H

LTE Band 4_15MHz_64QAM

Frequency(MHz)	P_{Mea}(dBm)	P_{cl}(dB)+ P_{Ag}(dB)	Ga Antenna Gain(dBi)	EIRP(dBm)	Limit(dBm)	Polarization
1717.50	-15.82	-29.60	8.10	21.88	30.00	H
1732.50	-15.71	-29.60	8.10	21.99	30.00	H
1747.50	-15.86	-29.50	8.10	21.74	30.00	H

LTE Band 4_20MHz_64QAM

Frequency(MHz)	P_{Mea}(dBm)	P_{cl}(dB)+ P_{Ag}(dB)	Ga Antenna Gain(dBi)	EIRP(dBm)	Limit(dBm)	Polarization
1720.00	-15.92	-29.60	8.10	21.78	30.00	H
1732.50	-15.75	-29.60	8.10	21.95	30.00	H
1745.00	-15.91	-29.50	8.10	21.69	30.00	H

Peak EIRP (dBm)=P_{Mea}(-15.21dBm)-(P_{cl}+P_{Ag})(-29.60dB)+G_a(8.10dB) =22.50dBm

©Copyright. All rights reserved by SAICT.

LTE Band 5- ERP Part 22.913(a)

Limits: ≤38.45dBm (7W)

LTE Band 5_1.4MHz_QPSK

Frequency(MHz)	P_{Mea}(dBm)	P_{cl}(dB)+ P_{Ag}(dB)	Ga Antenna Gain(dBi)	Correction (dB)	ERP(dBm)	Limit(dBm)	Polarization
824.70	**-9.67**	**-33.60**	**-0.79**	**2.15**	**20.98**	**38.45**	**V**
836.50	-9.73	-33.50	-0.74	2.15	20.89	38.45	V
848.30	-9.91	-33.50	-0.73	2.15	20.70	38.45	V

LTE Band 5_3MHz_QPSK

Frequency(MHz)	P_{Mea}(dBm)	P_{cl}(dB)+ P_{Ag}(dB)	Ga Antenna Gain(dBi)	Correction (dB)	ERP(dBm)	Limit(dBm)	Polarization
825.50	-9.81	-33.60	-0.84	2.15	20.80	38.45	V
836.50	-9.96	-33.50	-0.74	2.15	20.65	38.45	V
847.50	-10.00	-33.50	-0.73	2.15	20.61	38.45	V

LTE Band 5_5MHz_QPSK

Frequency(MHz)	P_{Mea}(dBm)	P_{cl}(dB)+ P_{Ag}(dB)	Ga Antenna Gain(dBi)	Correction (dB)	ERP(dBm)	Limit(dBm)	Polarization
826.50	-9.88	-33.60	-0.84	2.15	20.73	38.45	V
836.50	-9.99	-33.50	-0.74	2.15	20.62	38.45	V
846.50	-10.04	-33.50	-0.73	2.15	20.57	38.45	V

LTE Band 5_10MHz_QPSK

Frequency(MHz)	P_{Mea}(dBm)	P_{cl}(dB)+ P_{Ag}(dB)	Ga Antenna Gain(dBi)	Correction (dB)	ERP(dBm)	Limit(dBm)	Polarization
829.00	-9.91	-33.60	-0.84	2.15	20.70	38.45	V
836.50	-10.00	-33.50	-0.74	2.15	20.61	38.45	V
844.00	-10.01	-33.50	-0.78	2.15	20.55	38.45	V

©Copyright. All rights reserved by SAICT.

LTE Band 5_1.4MHz_16QAM

Frequency(MHz)	P_{Mea}(dBm)	P_{cl}(dB)+ P_{Ag}(dB)	Ga Antenna Gain(dBi)	Correction (dB)	ERP(dBm)	Limit(dBm)	Polarization
824.70	-9.78	-33.60	-0.79	2.15	20.88	38.45	H
836.50	-9.88	-33.50	-0.74	2.15	20.74	38.45	H
848.30	-9.94	-33.50	-0.73	2.15	20.68	38.45	H

LTE Band 5_3MHz_16QAM

Frequency(MHz)	P_{Mea}(dBm)	P_{cl}(dB)+ P_{Ag}(dB)	Ga Antenna Gain(dBi)	Correction (dB)	ERP(dBm)	Limit(dBm)	Polarization
825.50	-9.82	-33.60	-0.84	2.15	20.79	38.45	H
836.50	-9.89	-33.50	-0.74	2.15	20.72	38.45	H
847.50	-9.99	-33.50	-0.73	2.15	20.63	38.45	H

LTE Band 5_5MHz_16QAM

Frequency(MHz)	P_{Mea}(dBm)	P_{cl}(dB)+ P_{Ag}(dB)	Ga Antenna Gain(dBi)	Correction (dB)	ERP(dBm)	Limit(dBm)	Polarization
826.50	-9.91	-33.60	-0.84	2.15	20.70	38.45	H
836.50	-10.00	-33.50	-0.74	2.15	20.61	38.45	H
846.50	-10.02	-33.50	-0.73	2.15	20.60	38.45	H

LTE Band 5_10MHz_16QAM

Frequency(MHz)	P_{Mea}(dBm)	P_{cl}(dB)+ P_{Ag}(dB)	Ga Antenna Gain(dBi)	Correction (dB)	ERP(dBm)	Limit(dBm)	Polarization
829.00	-9.97	-33.60	-0.84	2.15	20.64	38.45	H
836.50	-10.02	-33.50	-0.74	2.15	20.59	38.45	H
844.00	-10.06	-33.50	-0.78	2.15	20.50	38.45	H

©Copyright. All rights reserved by SAICT.

LTE Band 5_1.4MHz_64QAM

Frequency(MHz)	P_{Mea}(dBm)	P_{cl}(dB)+ P_{Ag}(dB)	Ga Antenna Gain(dBi)	Correction (dB)	ERP(dBm)	Limit(dBm)	Polarization
824.70	-9.85	-33.60	-0.79	2.15	20.81	38.45	H
836.50	-9.90	-33.50	-0.74	2.15	20.71	38.45	H
848.30	-9.95	-33.50	-0.73	2.15	20.67	38.45	H

LTE Band 5_3MHz_64QAM

Frequency(MHz)	P_{Mea}(dBm)	P_{cl}(dB)+ P_{Ag}(dB)	Ga Antenna Gain(dBi)	Correction (dB)	ERP(dBm)	Limit(dBm)	Polarization
825.50	-9.81	-33.60	-0.84	2.15	20.80	38.45	H
836.50	-9.92	-33.50	-0.74	2.15	20.69	38.45	H
847.50	-9.98	-33.50	-0.73	2.15	20.63	38.45	H

LTE Band 5_5MHz_64QAM

Frequency(MHz)	P_{Mea}(dBm)	P_{cl}(dB)+ P_{Ag}(dB)	Ga Antenna Gain(dBi)	Correction (dB)	ERP(dBm)	Limit(dBm)	Polarization
826.50	-9.88	-33.60	-0.84	2.15	20.73	38.45	H
836.50	-9.97	-33.50	-0.74	2.15	20.64	38.45	H
846.50	-10.02	-33.50	-0.73	2.15	20.60	38.45	H

LTE Band 5_10MHz_64QAM

Frequency(MHz)	P_{Mea}(dBm)	P_{cl}(dB)+ P_{Ag}(dB)	Ga Antenna Gain(dBi)	Correction (dB)	ERP(dBm)	Limit(dBm)	Polarization
829.00	-9.94	-33.60	-0.84	2.15	20.67	38.45	H
836.50	-10.01	-33.50	-0.74	2.15	20.60	38.45	H
844.00	-10.00	-33.50	-0.78	2.15	20.57	38.45	H

Peak ERP (dBm)=P_{Mea}(-9.67dBm)-(P_{cl}+P_{Ag})(-33.60dB)+G_a(-0.79dB) -2.15dB =20.98dBm

©Copyright. All rights reserved by SAICT.

LTE Band 12 - ERP Part 27.50(c)(10)

Limits: ≤34.77dBm (3W)

LTE Band 12_1.4MHz_QPSK

Frequency(MHz)	P_{Mea}(dBm)	P_{cl}(dB)+ P_{Ag}(dB)	Ga Antenna Gain(dBi)	Correction (dB)	ERP(dBm)	Limit(dBm)	Polarization
699.70	-10.79	-34.80	-0.93	2.15	20.93	34.77	V
707.50	-10.41	-34.70	-0.91	2.15	21.24	34.77	V
715.30	-10.79	-34.70	-0.68	2.15	21.07	34.77	V

LTE Band 12_3MHz_QPSK

Frequency(MHz)	P_{Mea}(dBm)	P_{cl}(dB)+ P_{Ag}(dB)	Ga Antenna Gain(dBi)	Correction (dB)	ERP(dBm)	Limit(dBm)	Polarization
700.50	-10.78	-34.80	-0.97	2.15	20.91	34.77	V
707.50	-10.54	-34.70	-0.91	2.15	21.11	34.77	V
714.50	-10.89	-34.70	-0.64	2.15	21.01	34.77	V

LTE Band 12_5MHz_QPSK

Frequency(MHz)	P_{Mea}(dBm)	P_{cl}(dB)+ P_{Ag}(dB)	Ga Antenna Gain(dBi)	Correction (dB)	ERP(dBm)	Limit(dBm)	Polarization
701.50	-10.80	-34.80	-0.97	2.15	20.88	34.77	V
707.50	-10.60	-34.70	-0.91	2.15	21.04	34.77	V
713.50	-10.93	-34.70	-0.64	2.15	20.98	34.77	V

LTE Band 12_10MHz_QPSK

Frequency(MHz)	P_{Mea}(dBm)	P_{cl}(dB)+ P_{Ag}(dB)	Ga Antenna Gain(dBi)	Correction (dB)	ERP(dBm)	Limit(dBm)	Polarization
704.00	-10.84	-34.80	-0.97	2.15	20.84	34.77	V
707.50	-10.64	-34.70	-0.91	2.15	21.00	34.77	V
711.00	**-9.97**	**-34.70**	**-0.64**	**2.15**	**21.93**	**34.77**	**V**

©Copyright. All rights reserved by SAICT.

LTE Band 12_1.4MHz_16QAM

Frequency(MHz)	P_{Mea}(dBm)	P_{cl}(dB)+ P_{Ag}(dB)	Ga Antenna Gain(dBi)	Correction (dB)	ERP(dBm)	Limit(dBm)	Polarization
699.70	-10.83	-34.80	-0.93	2.15	20.89	34.77	V
707.50	-10.45	-34.70	-0.91	2.15	21.19	34.77	V
715.30	-10.84	-34.70	-0.68	2.15	21.03	34.77	V

LTE Band 12_3MHz_16QAM

Frequency(MHz)	P_{Mea}(dBm)	P_{cl}(dB)+ P_{Ag}(dB)	Ga Antenna Gain(dBi)	Correction (dB)	ERP(dBm)	Limit(dBm)	Polarization
700.50	-10.86	-34.80	-0.97	2.15	20.82	34.77	V
707.50	-10.55	-34.70	-0.91	2.15	21.09	34.77	V
714.50	-10.96	-34.70	-0.64	2.15	20.94	34.77	V

LTE Band 12_5MHz_16QAM

Frequency(MHz)	P_{Mea}(dBm)	P_{cl}(dB)+ P_{Ag}(dB)	Ga Antenna Gain(dBi)	Correction (dB)	ERP(dBm)	Limit(dBm)	Polarization
701.50	-10.87	-34.80	-0.97	2.15	20.81	34.77	V
707.50	-11.61	-34.70	-0.91	2.15	20.03	34.77	V
713.50	-11.00	-34.70	-0.64	2.15	20.90	34.77	V

LTE Band 12_10MHz_16QAM

Frequency(MHz)	P_{Mea}(dBm)	P_{cl}(dB)+ P_{Ag}(dB)	Ga Antenna Gain(dBi)	Correction (dB)	ERP(dBm)	Limit(dBm)	Polarization
704.00	-10.95	-34.80	-0.97	2.15	20.73	34.77	V
707.50	-10.71	-34.70	-0.91	2.15	20.93	34.77	V
711.00	-11.03	-34.70	-0.64	2.15	20.88	34.77	V

©Copyright. All rights reserved by SAICT.

LTE Band 12_1.4MHz_64QAM

Frequency(MHz)	P_{Mea}(dBm)	P_{cl}(dB)+ P_{Ag}(dB)	Ga Antenna Gain(dBi)	Correction (dB)	ERP(dBm)	Limit(dBm)	Polarization
699.70	-10.85	-34.80	-0.93	2.15	20.87	34.77	V
707.50	-10.50	-34.70	-0.91	2.15	21.14	34.77	V
715.30	-10.95	-34.70	-0.68	2.15	20.91	34.77	V

LTE Band 12_3MHz_64QAM

Frequency(MHz)	P_{Mea}(dBm)	P_{cl}(dB)+ P_{Ag}(dB)	Ga Antenna Gain(dBi)	Correction (dB)	ERP(dBm)	Limit(dBm)	Polarization
700.50	-10.85	-34.80	-0.97	2.15	20.83	34.77	V
707.50	-10.61	-34.70	-0.91	2.15	21.03	34.77	V
714.50	-11.01	-34.70	-0.64	2.15	20.90	34.77	V

LTE Band 12_5MHz_64QAM

Frequency(MHz)	P_{Mea}(dBm)	P_{cl}(dB)+ P_{Ag}(dB)	Ga Antenna Gain(dBi)	Correction (dB)	ERP(dBm)	Limit(dBm)	Polarization
701.50	-10.90	-34.80	-0.97	2.15	20.78	34.77	V
707.50	-10.70	-34.70	-0.91	2.15	20.95	34.77	V
713.50	-11.07	-34.70	-0.64	2.15	20.84	34.77	V

LTE Band 12_10MHz_64QAM

Frequency(MHz)	P_{Mea}(dBm)	P_{cl}(dB)+ P_{Ag}(dB)	Ga Antenna Gain(dBi)	Correction (dB)	ERP(dBm)	Limit(dBm)	Polarization
704.00	-10.98	-34.80	-0.97	2.15	20.70	34.77	V
707.50	-10.72	-34.70	-0.91	2.15	20.92	34.77	V
711.00	-11.10	-34.70	-0.64	2.15	20.81	34.77	V

Peak ERP (dBm)=P_{Mea}(-9.97Bm)-(P_{cl}+P_{Ag})(-34.70dB)+G_a(-0.64dB) -2.15dB =21.93dBm

©Copyright. All rights reserved by SAICT.

LTE Band 14- ERP 90.542(a)(7)

Limits: ≤34.77dBm (3W)

LTE Band 14_5MHz_QPSK

Frequency(MHz)	P_{Mea}(dBm)	P_{cl}(dB)+ P_{Ag}(dB)	Ga Antenna Gain(dBi)	Correction (dB)	ERP(dBm)	Limit(dBm)	Polarization
790.50	-10.21	-34.00	-0.42	2.15	21.22	34.77	V
793.00	**-9.87**	**-33.90**	**-0.42**	**2.15**	**21.46**	**34.77**	**V**
795.50	-9.99	-33.90	-0.46	2.15	21.29	34.77	V

LTE Band 14_10MHz_QPSK

Frequency(MHz)	P_{Mea}(dBm)	P_{cl}(dB)+ P_{Ag}(dB)	Ga Antenna Gain(dBi)	Correction (dB)	ERP(dBm)	Limit(dBm)	Polarization
793.00	-9.93	-33.90	-0.42	2.15	21.40	34.77	V

LTE Band 14_5MHz_16QAM

Frequency(MHz)	P_{Mea}(dBm)	P_{cl}(dB)+ P_{Ag}(dB)	Ga Antenna Gain(dBi)	Correction (dB)	ERP(dBm)	Limit(dBm)	Polarization
790.50	-10.29	-34.00	-0.42	2.15	21.14	34.77	V
793.00	-9.90	-33.90	-0.42	2.15	21.43	34.77	V
795.50	-10.09	-33.90	-0.46	2.15	21.19	34.77	V

LTE Band 14_10MHz_16QAM

Frequency(MHz)	P_{Mea}(dBm)	P_{cl}(dB)+ P_{Ag}(dB)	Ga Antenna Gain(dBi)	Correction (dB)	ERP(dBm)	Limit(dBm)	Polarization
793.00	-10.01	-33.90	-0.42	2.15	21.32	34.77	V

LTE Band 14_5MHz_64QAM

Frequency(MHz)	P_{Mea}(dBm)	P_{cl}(dB)+ P_{Ag}(dB)	Ga Antenna Gain(dBi)	Correction (dB)	ERP(dBm)	Limit(dBm)	Polarization
790.50	-10.44	-34.00	-0.42	2.15	20.99	34.77	V
793.00	-9.94	-33.90	-0.42	2.15	21.39	34.77	V
795.50	-10.25	-33.90	-0.46	2.15	21.03	34.77	V

LTE Band 14_10MHz_64QAM

Frequency(MHz)	P_{Mea}(dBm)	P_{cl}(dB)+ P_{Ag}(dB)	Ga Antenna Gain(dBi)	Correction (dB)	ERP(dBm)	Limit(dBm)	Polarization
793.00	-10.12	-33.90	-0.42	2.15	21.21	34.77	V

Peak ERP (dBm)=P_{Mea}(-9.87dBm)-(P_{cl}+P_{Ag})(-33.90dB)+G_a(-0.42)-2.15dB =21.40dBm

©Copyright. All rights reserved by SAICT.

LTE Band 30 - EIRP Part27.50(a)(3)

Limits: ≤23.98dBm (0.25W)

LTE Band 30_5MHz_QPSK

Frequency(MHz)	P_{Mea}(dBm)	P_{cl}(dB)+ P_{Ag}(dB)	Ga Antenna Gain(dBi)	EIRP(dBm)	Limit(dBm)	Polarization
2307.50	-16.55	-28.80	9.80	22.05	23.98	H
2310.00	**-16.37**	**-28.80**	**9.80**	**22.23**	**23.98**	**H**
2312.50	-16.45	-28.80	9.80	22.15	23.98	H

LTE Band 30_10MHz_QPSK

Frequency(MHz)	P_{Mea}(dBm)	P_{cl}(dB)+ P_{Ag}(dB)	Ga Antenna Gain(dBi)	EIRP(dBm)	Limit(dBm)	Polarization
2310.00	-16.47	-28.80	9.80	22.13	23.98	H

LTE Band 30_5MHz_16QAM

Frequency(MHz)	P_{Mea}(dBm)	P_{cl}(dB)+ P_{Ag}(dB)	Ga Antenna Gain(dBi)	EIRP(dBm)	Limit(dBm)	Polarization
2307.50	-16.64	-28.80	9.80	21.96	23.98	H
2310.00	-16.55	-28.80	9.80	22.05	23.98	H
2312.50	-16.44	-28.80	9.80	22.16	23.98	H

LTE Band 30_10MHz_16QAM

Frequency(MHz)	P_{Mea}(dBm)	P_{cl}(dB)+ P_{Ag}(dB)	Ga Antenna Gain(dBi)	EIRP(dBm)	Limit(dBm)	Polarization
2310.00	-16.62	-28.80	9.80	21.98	23.98	H

LTE Band 30_5MHz_64QAM

Frequency(MHz)	P_{Mea}(dBm)	P_{cl}(dB)+ P_{Ag}(dB)	Ga Antenna Gain(dBi)	EIRP(dBm)	Limit(dBm)	Polarization
2307.50	-16.75	-28.80	9.80	21.85	23.98	H
2310.00	-16.58	-28.80	9.80	22.02	23.98	H
2312.50	-16.53	-28.80	9.80	22.07	23.98	H

LTE Band 30_10MHz_64QAM

Frequency(MHz)	P_{Mea}(dBm)	P_{cl}(dB)+ P_{Ag}(dB)	Ga Antenna Gain(dBi)	EIRP(dBm)	Limit(dBm)	Polarization
2310.00	-16.65	-28.80	9.80	21.95	23.98	H

Peak EIRP (dBm)=P_{Mea}(-16.37dBm)-(P_{cl}+P_{Ag}) (-28.80dB)+G_a(9.80dB) =22.23dBm

ANALYZER SETTINGS:

RBW = VBW = 8MHz for occupied bandwidths equal to or less than 5MHz.

RBW = VBW = 20MHz for occupied bandwidths equal to or greater than 10MHz.

Note: The maximum value of expanded measurement uncertainty for this test item is U = 2.87dB(30MHz-3GHz)/3.35dB(3GHz-18GHz), k = 2

Note: Both of Vertical and Horizontal polarizations are evaluated, but only the worst case is recorded in this report.

©Copyright. All rights reserved by SAICT.

A.2 FIELD STRENGTH OF SPURIOUS RADIATION

Reference

FCC: CFR 2.1053, 22.917, 24.238, 27.53, 90.543.

A.2.1 Measurement Method

This measurement is carried out in fully-anechoic chamber FAC-3.

The spectrum was scanned from 30 MHz to the 10th harmonic of the highest frequency generated within the equipment, which is the transmitted carrier. The resolution bandwidth is set 1MHz as outlined in Part 22.917, 24.238, 27.53 and 90.543. The spectrum was scanned with the mobile station transmitting at carrier frequencies that pertain to low, mid and high channels of the LTE Bands 2,4,5,12,14,30.

The procedure of radiated spurious emissions is as follows:

1. For radiated emissions measurements performed at frequencies less than or equal to 1 GHz, EUT was placed on a 80 cm high non-conductive stand at a 3 meter test distance from the receive antenna. For radiated measurements performed at frequencies above 1 GHz, EUT was placed on a 1.5 meter high non-conductive stand at a 3 meter test distance from the receive antenna. Receiving antenna was placed on the antenna mast 3 meters from the EUT. For emission measurements. The receiving antenna shall be varied from 1 m to 4 m in height above the reference ground in a search for the relative positioning that produces the maximum radiated signal level. The test setup refers to figure below. Detected emissions were maximized at each frequency by rotating the EUT through 360° and adjusting the receiving antenna polarization. The radiated emission measurements of all transmit frequencies in three channels (High, Middle, Low) were measured with peak detector.



2. The EUT is then put into continuously transmitting mode at its maximum power level during the test. And the maximum value of the receiver should be recorded as (Pr).
3. The EUT shall be replaced by a substitution antenna. The test setup refers to figure below.

©Copyright. All rights reserved by SAICT.

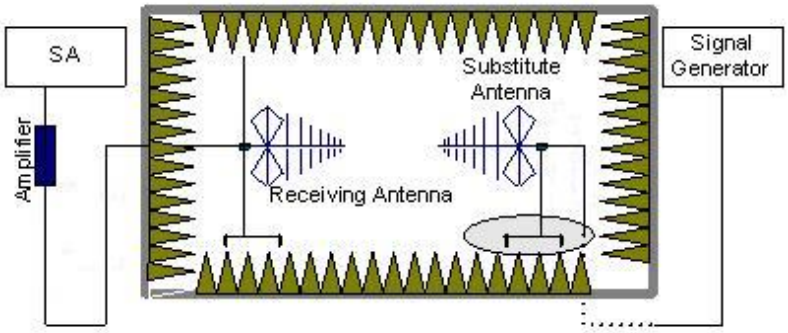

In the chamber, an substitution antenna for the frequency band of interest is placed at the reference point of the chamber. An RF Signal source for the frequency band of interest is connected to the substitution antenna with a cable that has been constructed to not interfere with the radiation pattern of the antenna. A power (P_{Mea}) is applied to the input of the substitution antenna and adjusts the level of the signal generator output until the value of the receiver reaches the previously recorded (P_r). The power of signal source (P_{Mea}) is recorded. The test should be performed by rotating the test item and adjusting the receiving antenna polarization.

4. The Path loss (P_{pl}) between the Signal Source with the Substitution Antenna and the Substitution Antenna Gain(dBi) (G_a) should be recorded after test.
   An amplifier should be connected in for the test.
   The Path loss (P_{pl}) is the summation of the cable loss and the gain of the amplifier.
   The measurement results are obtained as described below:
   Power (EIRP)=P_{Mea} - P_{pl} + G_a
5. This value is EIRP since the measurement is calibrated using an antenna of known gain (unit: dBi) and known input power.
6. ERP can be calculated from EIRP by subtracting the gain of the dipole, ERP = EIRP -2.15dB.

A.2.2 Measurement Results

Radiated emissions measurements were made only at the upper, middle, and lower carrier frequencies of the LTE Bands 2,4,5,12,14,30.. It was decided that measurements at these three carrier frequencies would be sufficient to demonstrate compliance with emissions limits because it was seen that all the significant spurs occur well outside the band and no radiation was seen from a carrier in one block of the LTE Bands 2,4,5,12,14,30.. into any of the other blocks. The equipment must still, however, meet emissions requirements with the carrier at all frequencies over which it is capable of operating and it is the manufacturer's responsibility to verify this.
Only worst case result is given below.

©Copyright. All rights reserved by SAICT.

LTE Band 2, 1.4MHz, QPSK, Channel 18607

Frequency(MHz)	P_{Mea}(dBm)	Path Loss	Antenna Gain(dBi)	Peak EIRP(dBm)	Limit(dBm)	Polarization
17038.13	-43.04	2.90	14.50	-31.44	-13.00	H
17199.38	-43.02	2.90	14.50	-31.42	-13.00	H
17497.50	-41.88	2.90	14.50	-30.28	-13.00	H
17585.63	-40.16	3.30	12.80	-30.66	-13.00	H
17771.25	-40.21	3.60	12.80	-31.01	-13.00	H
17933.75	-37.48	3.20	12.80	-27.88	-13.00	H

LTE Band 2, 1.4MHz, QPSK, Channel 18900

Frequency(MHz)	P_{Mea}(dBm)	Path Loss	Antenna Gain(dBi)	Peak EIRP(dBm)	Limit(dBm)	Polarization
17118.13	-42.98	2.90	14.50	-31.38	-13.00	H
17301.25	-43.28	3.20	14.50	-31.98	-13.00	H
17456.88	-41.46	2.90	14.50	-29.86	-13.00	H
17563.75	-40.14	3.30	12.80	-30.64	-13.00	H
17702.50	-40.40	3.30	12.80	-30.90	-13.00	H
17985.00	-38.51	3.20	12.80	-28.91	-13.00	H

LTE Band 2, 1.4MHz, QPSK, Channel 19193

Frequency(MHz)	P_{Mea}(dBm)	Path Loss	Antenna Gain(dBi)	Peak EIRP(dBm)	Limit(dBm)	Polarization
17002.50	-43.25	2.90	14.50	-31.65	-13.00	H
17253.75	-42.23	3.20	14.50	-30.93	-13.00	H
17525.00	-40.30	2.90	12.80	-30.40	-13.00	H
17621.88	-39.61	3.30	12.80	-30.11	-13.00	H
17840.00	-40.23	3.60	12.80	-31.03	-13.00	H
17932.50	-37.65	3.20	12.80	-28.05	-13.00	H

©Copyright. All rights reserved by SAICT.

LTE Band 2, 1.4MHz, 16QAM, Channel 18607

Frequency(MHz)	P_{Mea}(dBm)	Path Loss	Antenna Gain(dBi)	Peak EIRP(dBm)	Limit(dBm)	Polarization
16938.75	-45.06	2.90	16.50	-31.46	-13.00	H
17266.25	-43.44	3.20	14.50	-32.14	-13.00	H
17516.25	-40.66	2.90	12.80	-30.76	-13.00	H
17585.00	-39.48	3.30	12.80	-29.98	-13.00	H
17828.13	-40.45	3.60	12.80	-31.25	-13.00	H
17980.63	-38.55	3.20	12.80	-28.95	-13.00	H

LTE Band 2, 1.4MHz, 16QAM, Channel 18900

Frequency(MHz)	P_{Mea}(dBm)	Path Loss	Antenna Gain(dBi)	Peak EIRP(dBm)	Limit(dBm)	Polarization
17000.00	-43.53	2.90	14.50	-31.93	-13.00	H
17285.63	-42.72	3.20	14.50	-31.42	-13.00	H
17430.63	-42.06	2.90	14.50	-30.46	-13.00	H
17620.00	-38.56	3.30	12.80	-29.06	-13.00	H
17836.25	-40.27	3.60	12.80	-31.07	-13.00	H
17986.88	-38.47	3.20	12.80	-28.87	-13.00	H

LTE Band 2, 1.4MHz, 16QAM, Channel 19193

Frequency(MHz)	P_{Mea}(dBm)	Path Loss	Antenna Gain(dBi)	Peak EIRP(dBm)	Limit(dBm)	Polarization
16985.63	-44.91	2.90	16.50	-31.31	-13.00	H
17261.25	-43.05	3.20	14.50	-31.75	-13.00	H
17490.63	-41.93	2.90	14.50	-30.33	-13.00	H
17608.13	-39.26	3.30	12.80	-29.76	-13.00	H
17837.50	-40.00	3.60	12.80	-30.80	-13.00	H
17992.50	-37.75	3.20	12.80	-28.15	-13.00	H

©Copyright. All rights reserved by SAICT.

LTE Band 2, 1.4MHz, 64QAM, Channel 18607

Frequency(MHz)	P_{Mea}(dBm)	Path Loss	Antenna Gain(dBi)	Peak EIRP(dBm)	Limit(dBm)	Polarization
16993.13	-45.59	2.90	16.50	-31.99	-13.00	H
17169.38	-43.96	2.90	14.50	-32.36	-13.00	H
17504.38	-40.38	2.90	12.80	-30.48	-13.00	H
17595.00	-39.82	3.30	12.80	-30.32	-13.00	H
17772.50	-40.69	3.60	12.80	-31.49	-13.00	H
17997.50	-38.55	3.20	12.80	-28.95	-13.00	H

LTE Band 2, 1.4MHz, 64QAM, Channel 18900

Frequency(MHz)	P_{Mea}(dBm)	Path Loss	Antenna Gain(dBi)	Peak EIRP(dBm)	Limit(dBm)	Polarization
16958.75	-45.65	2.90	16.50	-32.05	-13.00	H
17345.63	-43.66	3.20	14.50	-32.36	-13.00	H
17516.25	-39.64	2.90	12.80	-29.74	-13.00	H
17565.63	-39.60	3.30	12.80	-30.10	-13.00	H
17823.13	-40.02	3.60	12.80	-30.82	-13.00	H
17995.00	-37.74	3.20	12.80	-28.14	-13.00	H

LTE Band 2, 1.4MHz, 64QAM, Channel 19193

Frequency(MHz)	P_{Mea}(dBm)	Path Loss	Antenna Gain(dBi)	Peak EIRP(dBm)	Limit(dBm)	Polarization
16970.63	-45.33	2.90	16.50	-31.73	-13.00	H
17295.63	-44.03	3.20	14.50	-32.73	-13.00	H
17520.63	-40.15	2.90	12.80	-30.25	-13.00	H
17581.25	-39.96	3.30	12.80	-30.46	-13.00	H
17781.88	-40.28	3.60	12.80	-31.08	-13.00	H
17925.00	-37.83	3.20	12.80	-28.23	-13.00	H

Note: The maximum value of expanded measurement uncertainty for this test item is U = 2.87dB(30MHz-3GHz)/3.35dB(3GHz-18GHz)/2.68dB(18GHz-40GHz), k = 2

©Copyright. All rights reserved by SAICT.

LTE Band 4, 1.4MHz QPSK, Channel 19957

Frequency(MHz)	P_{Mea}(dBm)	Path Loss	Antenna Gain(dBi)	Peak EIRP(dBm)	Limit(dBm)	Polarization
16959.38	-44.55	2.90	16.50	-30.95	-13.00	H
17350.63	-43.72	3.20	14.50	-32.42	-13.00	H
17448.75	-41.82	2.90	14.50	-30.22	-13.00	H
17596.25	-39.33	3.30	12.80	-29.83	-13.00	H
17839.38	-39.42	3.60	12.80	-30.22	-13.00	H
17992.50	-37.86	3.20	12.80	-28.26	-13.00	H

LTE Band 4, 1.4MHz, QPSK, Channel 20175

Frequency(MHz)	P_{Mea}(dBm)	Path Loss	Antenna Gain(dBi)	Peak EIRP(dBm)	Limit(dBm)	Polarization
16940.63	-45.49	2.90	16.50	-31.89	-13.00	H
17226.25	-42.95	3.20	14.50	-31.65	-13.00	H
17462.50	-42.35	2.90	14.50	-30.75	-13.00	H
17586.25	-39.50	3.30	12.80	-30.00	-13.00	H
17824.38	-41.10	3.60	12.80	-31.90	-13.00	H
17990.63	-38.13	3.20	12.80	-28.53	-13.00	H

LTE Band 4, 1.4MHz, QPSK, Channel 20393

Frequency(MHz)	P_{Mea}(dBm)	Path Loss	Antenna Gain(dBi)	Peak EIRP(dBm)	Limit(dBm)	Polarization
17113.75	-43.83	2.90	14.50	-32.23	-13.00	H
17278.75	-42.65	3.20	14.50	-31.35	-13.00	H
17506.25	-40.90	2.90	12.80	-31.00	-13.00	H
17575.63	-40.16	3.30	12.80	-30.66	-13.00	H
17820.00	-40.71	3.60	12.80	-31.51	-13.00	H
17959.38	-37.59	3.20	12.80	-27.99	-13.00	H

©Copyright. All rights reserved by SAICT.

LTE Band 4, 1.4MHz, 16QAM, Channel 19957

Frequency(MHz)	P_{Mea}(dBm)	Path Loss	Antenna Gain(dBi)	Peak EIRP(dBm)	Limit(dBm)	Polarization
16938.75	-45.14	2.90	16.50	-31.54	-13.00	H
17288.13	-43.84	3.20	14.50	-32.54	-13.00	H
17506.88	-40.62	2.90	12.80	-30.72	-13.00	H
17527.50	-40.19	2.90	12.80	-30.29	-13.00	H
17811.25	-39.87	3.60	12.80	-30.67	-13.00	H
17997.50	-38.27	3.20	12.80	-28.67	-13.00	H

LTE Band 4, 1.4MHz, 16QAM, Channel 20175

Frequency(MHz)	P_{Mea}(dBm)	Path Loss	Antenna Gain(dBi)	Peak EIRP(dBm)	Limit(dBm)	Polarization
16996.25	-45.65	2.90	16.50	-32.05	-13.00	H
17187.50	-43.90	2.90	14.50	-32.30	-13.00	H
17450.63	-42.45	2.90	14.50	-30.85	-13.00	H
17611.25	-39.66	3.30	12.80	-30.16	-13.00	H
17768.75	-40.57	3.60	12.80	-31.37	-13.00	H
17981.25	-37.26	3.20	12.80	-27.66	-13.00	H

LTE Band 4, 1.4MHz, 16QAM, Channel 20393

Frequency(MHz)	P_{Mea}(dBm)	Path Loss	Antenna Gain(dBi)	Peak EIRP(dBm)	Limit(dBm)	Polarization
16478.13	-46.36	2.70	17.40	-31.66	-13.00	H
16990.00	-45.47	2.90	16.50	-31.87	-13.00	H
17505.00	-40.75	2.90	12.80	-30.85	-13.00	H
17582.50	-39.86	3.30	12.80	-30.36	-13.00	H
17753.13	-39.64	3.60	12.80	-30.44	-13.00	H
17942.50	-37.28	3.20	12.80	-27.68	-13.00	H

©Copyright. All rights reserved by SAICT.

LTE Band 4, 1.4MHz, 64QAM, Channel 19957

Frequency(MHz)	P_{Mea}(dBm)	Path Loss	Antenna Gain(dBi)	Peak EIRP(dBm)	Limit(dBm)	Polarization
16983.13	-45.77	2.90	16.50	-32.17	-13.00	H
17368.13	-43.27	3.20	14.50	-31.97	-13.00	H
17460.00	-42.11	2.90	14.50	-30.51	-13.00	H
17621.25	-40.04	3.30	12.80	-30.54	-13.00	H
17830.63	-40.01	3.60	12.80	-30.81	-13.00	H
17925.63	-38.08	3.20	12.80	-28.48	-13.00	H

LTE Band 4, 1.4MHz, 64QAM, Channel 20175

Frequency(MHz)	P_{Mea}(dBm)	Path Loss	Antenna Gain(dBi)	Peak EIRP(dBm)	Limit(dBm)	Polarization
16960.63	-44.00	2.90	16.50	-30.40	-13.00	H
17295.63	-41.66	3.20	14.50	-30.36	-13.00	H
17433.75	-40.66	2.90	14.50	-29.06	-13.00	H
17625.63	-38.46	3.30	12.80	-28.96	-13.00	H
17777.50	-38.33	3.60	12.80	-29.13	-13.00	H
17988.75	-37.31	3.20	12.80	-27.71	-13.00	H

LTE Band 4, 1.4MHz, 64QAM, Channel 20393

Frequency(MHz)	P_{Mea}(dBm)	Path Loss	Antenna Gain(dBi)	Peak EIRP(dBm)	Limit(dBm)	Polarization
17215.00	-43.77	2.90	14.50	-32.17	-13.00	H
17223.75	-43.42	3.20	14.50	-32.12	-13.00	H
17461.25	-42.36	2.90	14.50	-30.76	-13.00	H
17526.88	-40.36	2.90	12.80	-30.46	-13.00	H
17818.75	-40.22	3.60	12.80	-31.02	-13.00	H
17945.63	-38.36	3.20	12.80	-28.76	-13.00	H

Note: The maximum value of expanded measurement uncertainty for this test item is U = 2.87dB(30MHz-3GHz)/3.35dB(3GHz-18GHz)/2.68dB(18GHz-40GHz), k = 2

©Copyright. All rights reserved by SAICT.

LTE Band 5, 1.4MHz, QPSK, Channel 20407

Frequency(MHz)	P_{Mea}(dBm)	Path Loss	Antenna Gain(dBi)	Peak ERP(dBm)	Limit(dBm)	Polarization
2472.50	-50.85	0.90	9.80	-44.10	-13.00	H
9100.00	-51.18	2.20	11.60	-43.93	-13.00	H
9300.25	-50.66	2.00	11.60	-43.21	-13.00	H
9475.00	-50.94	2.10	11.60	-43.59	-13.00	V
9730.25	-51.20	2.20	11.20	-44.35	-13.00	H
9794.63	-50.70	2.30	11.20	-43.95	-13.00	H

LTE Band 5, 1.4MHz, QPSK, Channel 20525

Frequency(MHz)	P_{Mea}(dBm)	Path Loss	Antenna Gain(dBi)	Peak ERP(dBm)	Limit(dBm)	Polarization
8472.75	-51.62	1.80	11.30	-44.27	-13.00	V
9101.63	-51.29	2.20	11.60	-44.04	-13.00	H
9302.38	-50.60	2.00	11.60	-43.15	-13.00	H
9474.75	-51.34	2.10	11.60	-43.99	-13.00	V
9738.38	-51.12	2.20	11.20	-44.27	-13.00	H
9784.13	-51.45	2.30	11.20	-44.70	-13.00	H

LTE Band 5, 1.4MHz, QPSK, Channel 20643

Frequency(MHz)	P_{Mea}(dBm)	Path Loss	Antenna Gain(dBi)	Peak ERP(dBm)	Limit(dBm)	Polarization
8800.13	-52.91	1.90	12.00	-44.96	-13.00	V
9101.50	-51.27	2.20	11.60	-44.02	-13.00	H
9298.50	-50.24	2.00	11.60	-42.79	-13.00	H
9474.25	-50.91	2.10	11.60	-43.56	-13.00	V
9718.25	-50.83	2.20	11.20	-43.98	-13.00	H
9781.50	-50.86	2.30	11.20	-44.11	-13.00	H

©Copyright. All rights reserved by SAICT.

LTE Band 5, 1.4MHz, 16QAM, Channel 20407

Frequency(MHz)	P_{Mea}(dBm)	Path Loss	Antenna Gain(dBi)	Peak ERP(dBm)	Limit(dBm)	Polarization
2473.00	-50.12	0.90	9.80	-43.37	-13.00	H
9097.63	-51.54	2.20	11.60	-44.29	-13.00	H
9301.88	-50.91	2.00	11.60	-43.46	-13.00	H
9475.50	-50.74	2.10	11.60	-43.39	-13.00	V
9731.88	-50.75	2.20	11.20	-43.90	-13.00	H
9790.25	-51.10	2.30	11.20	-44.35	-13.00	H

LTE Band 5, 1.4MHz, 16QAM, Channel 20525

Frequency(MHz)	P_{Mea}(dBm)	Path Loss	Antenna Gain(dBi)	Peak ERP(dBm)	Limit(dBm)	Polarization
8482.88	-52.50	1.80	11.30	-45.15	-13.00	H
9100.13	-50.97	2.20	11.60	-43.72	-13.00	H
9297.00	-50.45	2.00	11.60	-43.00	-13.00	H
9475.25	-50.80	2.10	11.60	-43.45	-13.00	V
9733.00	-51.10	2.20	11.20	-44.25	-13.00	H
9804.88	-51.49	2.30	11.20	-44.74	-13.00	H

LTE Band 5, 1.4MHz, 16QAM, Channel 20643

Frequency(MHz)	P_{Mea}(dBm)	Path Loss	Antenna Gain(dBi)	Peak ERP(dBm)	Limit(dBm)	Polarization
8439.75	-52.46	1.80	11.30	-45.11	-13.00	H
9098.88	-51.30	2.20	11.60	-44.05	-13.00	H
9304.63	-50.64	2.00	11.60	-43.19	-13.00	H
9474.38	-50.17	2.10	11.60	-42.82	-13.00	V
9736.13	-51.18	2.20	11.20	-44.33	-13.00	H
9779.75	-51.17	2.30	11.20	-44.42	-13.00	H

LTE Band 5, 1.4MHz, 64QAM, Channel 20407

Frequency(MHz)	P_{Mea}(dBm)	Path Loss	Antenna Gain(dBi)	Peak ERP(dBm)	Limit(dBm)	Polarization
2472.50	-50.66	0.90	9.80	-43.91	-13.00	H
9098.63	-51.41	2.20	11.60	-44.16	-13.00	H
9298.63	-50.60	2.00	11.60	-43.15	-13.00	H
9473.25	-50.60	2.10	11.60	-43.25	-13.00	V
9726.13	-50.66	2.20	11.20	-43.81	-13.00	H
9779.75	-50.99	2.30	11.20	-44.24	-13.00	H

©Copyright. All rights reserved by SAICT.

LTE Band 5, 1.4MHz, 64QAM, Channel 20525

Frequency(MHz)	P_{Mea}(dBm)	Path Loss	Antenna Gain(dBi)	Peak ERP(dBm)	Limit(dBm)	Polarization
8426.63	-51.85	1.80	11.30	-44.50	-13.00	H
9096.63	-51.73	2.20	11.60	-44.48	-13.00	H
9298.38	-50.19	2.00	11.60	-42.74	-13.00	H
9473.75	-49.94	2.10	11.60	-42.59	-13.00	V
9734.75	-49.85	2.20	11.20	-43.00	-13.00	H
9784.25	-50.74	2.30	11.20	-43.99	-13.00	H

LTE Band 5, 1.4MHz, 64QAM, Channel 20643

Frequency(MHz)	P_{Mea}(dBm)	Path Loss	Antenna Gain(dBi)	Peak ERP(dBm)	Limit(dBm)	Polarization
8464.50	-52.01	1.80	11.30	-44.66	-13.00	H
9099.63	-51.03	2.20	11.60	-43.78	-13.00	H
9302.63	-50.54	2.00	11.60	-43.09	-13.00	H
9478.75	-50.83	2.10	11.60	-43.48	-13.00	V
9749.00	-51.21	2.20	11.20	-44.36	-13.00	V
9798.63	-51.11	2.30	11.20	-44.36	-13.00	H

Note: The maximum value of expanded measurement uncertainty for this test item is U = 2.72dB(30MHz-3GHz)/3.60dB(3GHz-18GHz)/3.58dB(18GHz-40GHz), k = 2

©Copyright. All rights reserved by SAICT.

LTE Band 12, 1.4MHz, QPSK, Channel 23017

Frequency(MHz)	P_{Mea}(dBm)	Path Loss	Antenna Gain(dBi)	Peak ERP(dBm)	Limit(dBm)	Polarization
8694.38	-52.61	2.00	12.00	-44.76	-13.00	H
9102.63	-51.08	2.20	11.60	-43.83	-13.00	H
9303.00	-50.55	2.00	11.60	-43.10	-13.00	H
9475.88	-50.45	2.10	11.60	-43.10	-13.00	V
9722.38	-51.70	2.20	11.20	-44.85	-13.00	H
9806.50	-51.19	2.30	11.20	-44.44	-13.00	H

LTE Band 12, 1.4MHz, QPSK, Channel 23095

Frequency(MHz)	P_{Mea}(dBm)	Path Loss	Antenna Gain(dBi)	Peak ERP(dBm)	Limit(dBm)	Polarization
8435.63	-52.27	1.80	11.30	-44.92	-13.00	H
9104.63	-50.52	2.20	11.60	-43.27	-13.00	H
9228.25	-50.34	2.10	11.60	-42.99	-13.00	H
9473.38	-51.51	2.10	11.60	-44.16	-13.00	V
9726.00	-51.34	2.20	11.20	-44.49	-13.00	H
8435.63	-52.27	1.80	11.30	-44.92	-13.00	H

LTE Band 12, 1.4MHz, QPSK, Channel 23173

Frequency(MHz)	P_{Mea}(dBm)	Path Loss	Antenna Gain(dBi)	Peak ERP(dBm)	Limit(dBm)	Polarization
8429.25	-52.13	1.80	11.30	-44.78	-13.00	H
9100.00	-51.78	2.20	11.60	-44.53	-13.00	H
9294.13	-50.31	2.00	11.60	-42.86	-13.00	H
9422.63	-50.75	2.10	11.60	-43.40	-13.00	H
9739.00	-50.89	2.20	11.20	-44.04	-13.00	H
9785.75	-51.84	2.30	11.20	-45.09	-13.00	H

©Copyright. All rights reserved by SAICT.

LTE Band 12, 1.4MHz, 16QAM, Channel 23017

Frequency(MHz)	P_{Mea}(dBm)	Path Loss	Antenna Gain(dBi)	Peak ERP(dBm)	Limit(dBm)	Polarization
8390.63	-52.27	1.80	11.30	-44.92	-13.00	H
9105.88	-51.82	2.20	11.60	-44.57	-13.00	H
9299.63	-49.91	2.00	11.60	-42.46	-13.00	H
9475.25	-51.42	2.10	11.60	-44.07	-13.00	V
9746.75	-51.27	2.20	11.20	-44.42	-13.00	H
9791.50	-50.69	2.30	11.20	-43.94	-13.00	H

LTE Band 12, 1.4MHz 16QAM, Channel 23095

Frequency(MHz)	PMea(dBm)	Path Loss	Antenna Gain(dBi)	Peak ERP(dBm)	Limit(dBm)	Polarization
7213.50	-53.05	1.80	12.00	-45.00	-13.00	V
9109.75	-51.60	2.10	11.60	-44.25	-13.00	H
9301.00	-50.20	2.00	11.60	-42.75	-13.00	H
9474.63	-50.19	2.10	11.60	-42.84	-13.00	V
9766.50	-51.26	2.30	11.20	-44.51	-13.00	H
9791.63	-51.79	2.30	11.20	-45.04	-13.00	H

LTE Band 12, 1.4MHz, 16QAM, Channel 23173

Frequency(MHz)	PMea(dBm)	Path Loss	Antenna Gain(dBi)	Peak ERP(dBm)	Limit(dBm)	Polarization
7138.88	-53.13	1.90	12.00	-45.18	-13.00	V
9100.13	-51.03	2.20	11.60	-43.78	-13.00	H
9296.63	-50.49	2.00	11.60	-43.04	-13.00	H
9479.13	-50.71	2.10	11.60	-43.36	-13.00	V
9728.88	-50.72	2.20	11.20	-43.87	-13.00	H
9815.25	-51.75	2.30	11.20	-45.00	-13.00	H

©Copyright. All rights reserved by SAICT.

LTE Band 12, 1.4MHz, 64QAM, Channel 23017

Frequency(MHz)	P_{Mea}(dBm)	Path Loss	Antenna Gain(dBi)	Peak ERP(dBm)	Limit(dBm)	Polarization
8385.00	-52.31	1.80	11.30	-44.96	-13.00	H
9100.38	-51.02	2.20	11.60	-43.77	-13.00	H
9303.50	-50.66	2.00	11.60	-43.21	-13.00	H
9471.88	-51.26	2.10	11.60	-43.91	-13.00	V
9738.13	-50.84	2.20	11.20	-43.99	-13.00	H
9797.63	-51.45	2.30	11.20	-44.70	-13.00	H

LTE Band 12, 1.4MHz 64QAM, Channel 23095

Frequency(MHz)	PMea(dBm)	Path Loss	Antenna Gain(dBi)	Peak ERP(dBm)	Limit(dBm)	Polarization
8480.25	-52.46	1.80	11.30	-45.11	-13.00	H
9099.13	-51.91	2.20	11.60	-44.66	-13.00	H
9299.50	-51.17	2.00	11.60	-43.72	-13.00	H
9475.00	-50.72	2.10	11.60	-43.37	-13.00	V
9722.00	-51.36	2.20	11.20	-44.51	-13.00	H
9845.50	-51.29	2.30	11.20	-44.54	-13.00	H

LTE Band 12, 1.4MHz, 64QAM, Channel 23173

Frequency(MHz)	PMea(dBm)	Path Loss	Antenna Gain(dBi)	Peak ERP(dBm)	Limit(dBm)	Polarization
8433.75	-52.61	1.80	11.30	-45.26	-13.00	H
9103.00	-51.37	2.20	11.60	-44.12	-13.00	H
9297.63	-50.60	2.00	11.60	-43.15	-13.00	H
9474.75	-50.63	2.10	11.60	-43.28	-13.00	V
9744.63	-51.45	2.20	11.20	-44.60	-13.00	H
9788.38	-51.79	2.30	11.20	-45.04	-13.00	H

Note: The maximum value of expanded measurement uncertainty for this test item is U = 2.87dB(30MHz-3GHz)/3.35dB(3GHz-18GHz)/2.68dB(18GHz-40GHz), k = 2

©Copyright. All rights reserved by SAICT.

LTE Band 14, 5MHz, QPSK, Channel 23305

Frequency(MHz)	P_{Mea}(dBm)	Path Loss	Antenna Gain(dBi)	Peak ERP(dBm)	Limit(dBm)	Polarization
2365.00	-49.94	0.90	9.80	-43.19	-13.00	V
8427.75	-51.32	1.80	11.30	-43.97	-13.00	V
9104.75	-51.62	2.20	11.60	-44.37	-13.00	H
9304.00	-50.46	2.00	11.60	-43.01	-13.00	H
9475.88	-50.77	2.10	11.60	-43.42	-13.00	V
9730.75	-50.08	2.20	11.20	-43.23	-13.00	H

LTE Band 14, 5MHz, QPSK, Channel 23330

Frequency(MHz)	P_{Mea}(dBm)	Path Loss	Antenna Gain(dBi)	Peak ERP(dBm)	Limit(dBm)	Polarization
2372.50	-47.55	0.90	9.80	-40.80	-13.00	V
8476.50	-52.19	1.80	11.30	-44.84	-13.00	H
9218.75	-50.97	2.10	11.60	-43.62	-13.00	H
9477.50	-50.84	2.10	11.60	-43.49	-13.00	V
9727.00	-50.43	2.20	11.20	-43.58	-13.00	H
9803.50	-51.30	2.30	11.20	-44.55	-13.00	H

LTE Band 14, 5MHz, QPSK, Channel 23355

Frequency(MHz)	P_{Mea}(dBm)	Path Loss	Antenna Gain(dBi)	Peak ERP(dBm)	Limit(dBm)	Polarization
8516.25	-51.89	2.10	12.00	-44.14	-13.00	H
9099.63	-51.15	2.20	11.60	-43.90	-13.00	H
9224.63	-50.09	2.10	11.60	-42.74	-13.00	H
9475.50	-51.13	2.10	11.60	-43.78	-13.00	V
9753.25	-51.26	2.20	11.20	-44.41	-13.00	H
9800.38	-51.52	2.30	11.20	-44.77	-13.00	H

©Copyright. All rights reserved by SAICT.

LTE Band 14, 5MHz, 16QAM, Channel 23305

Frequency(MHz)	P_{Mea}(dBm)	Path Loss	Antenna Gain(dBi)	Peak ERP(dBm)	Limit(dBm)	Polarization
1621.00	-54.60	0.70	8.10	-49.35	-13.00	V
7224.75	-52.99	1.80	12.00	-44.94	-13.00	H
9110.50	-51.92	2.10	11.60	-44.57	-13.00	H
9294.38	-50.56	2.00	11.60	-43.11	-13.00	H
9472.75	-50.40	2.10	11.60	-43.05	-13.00	V
9734.00	-50.72	2.20	11.20	-43.87	-13.00	H

LTE Band 14, 5MHz 16QAM, Channel 23330

Frequency(MHz)	PMea(dBm)	Path Loss	Antenna Gain(dBi)	Peak ERP(dBm)	Limit(dBm)	Polarization
2372.50	-48.70	0.90	9.80	-41.95	-13.00	V
9098.63	-51.97	2.20	11.60	-44.72	-13.00	H
9296.38	-50.09	2.00	11.60	-42.64	-13.00	H
9475.75	-51.14	2.10	11.60	-43.79	-13.00	V
9734.63	-51.16	2.20	11.20	-44.31	-13.00	H
9800.75	-51.36	2.30	11.20	-44.61	-13.00	H

LTE Band 14, 5MHz, 16QAM, Channel 23355

Frequency(MHz)	PMea(dBm)	Path Loss	Antenna Gain(dBi)	Peak ERP(dBm)	Limit(dBm)	Polarization
8430.00	-52.04	1.80	11.30	-44.69	-13.00	H
8713.13	-52.60	2.00	12.00	-44.75	-13.00	V
9100.75	-51.35	2.20	11.60	-44.10	-13.00	H
9301.50	-50.70	2.00	11.60	-43.25	-13.00	H
9474.38	-51.30	2.10	11.60	-43.95	-13.00	V
9738.88	-50.71	2.20	11.20	-43.86	-13.00	H

LTE Band 14, 5MHz, 64QAM, Channel 23305

Frequency(MHz)	P_{Mea}(dBm)	Path Loss	Antenna Gain(dBi)	Peak ERP(dBm)	Limit(dBm)	Polarization
7387.50	-52.56	1.70	12.00	-44.41	-13.00	H
9104.88	-51.78	2.20	11.60	-44.53	-13.00	H
9222.75	-50.31	2.10	11.60	-42.96	-13.00	H
9475.75	-51.22	2.10	11.60	-43.87	-13.00	V
9730.63	-51.21	2.20	11.20	-44.36	-13.00	H
9795.13	-51.44	2.30	11.20	-44.69	-13.00	H

LTE Band 14, 5MHz 64QAM, Channel 23330

©Copyright. All rights reserved by SAICT.

Frequency(MHz)	PMea(dBm)	Path Loss	Antenna Gain(dBi)	Peak ERP(dBm)	Limit(dBm)	Polarization
2372.50	-49.55	0.90	9.80	-42.80	-13.00	V
9097.88	-51.93	2.20	11.60	-44.68	-13.00	H
9297.75	-50.63	2.00	11.60	-43.18	-13.00	H
9471.88	-51.52	2.10	11.60	-44.17	-13.00	V
9734.13	-50.99	2.20	11.20	-44.14	-13.00	H
9933.38	-51.50	2.20	11.20	-44.65	-13.00	V

LTE Band 14, 5MHz, 64QAM, Channel 23355

Frequency(MHz)	PMea(dBm)	Path Loss	Antenna Gain(dBi)	Peak ERP(dBm)	Limit(dBm)	Polarization
8472.75	-52.35	1.80	11.30	-45.00	-13.00	H
9105.50	-51.95	2.20	11.60	-44.70	-13.00	H
9300.63	-50.62	2.00	11.60	-43.17	-13.00	H
9371.75	-51.83	2.00	11.60	-44.38	-13.00	V
9739.50	-50.77	2.20	11.20	-43.92	-13.00	H
9804.75	-51.19	2.30	11.20	-44.44	-13.00	H

Note: The maximum value of expanded measurement uncertainty for this test item is U = 2.72dB(30MHz-3GHz)/3.60dB(3GHz-18GHz)/3.58dB(18GHz-40GHz), k = 2

©Copyright. All rights reserved by SAICT.

LTE Band 30, 5MHz, QPSK, Channel 27685

Frequency(MHz)	P_{Mea}(dBm)	Path Loss	Antenna Gain(dBi)	Peak EIRP(dBm)	Limit(dBm)	Polarization
5991.38	-65.88	1.50	13.10	-54.28	-40.00	V
6916.07	-65.46	1.80	12.40	-54.86	-40.00	V
9221.68	-63.77	2.10	11.60	-54.27	-40.00	H
12299.20	-65.00	2.60	12.60	-55.00	-40.00	V
14881.50	-61.25	2.70	11.20	-52.75	-40.00	H
17947.50	-59.22	3.20	12.80	-49.62	-40.00	H

LTE Band 30, 5MHz, QPSK, Channel 27710

Frequency(MHz)	P_{Mea}(dBm)	Path Loss	Antenna Gain(dBi)	Peak EIRP(dBm)	Limit(dBm)	Polarization
4584.00	-67.13	1.30	12.50	-55.93	-40.00	V
5980.13	-65.55	1.50	13.10	-53.95	-40.00	V
9231.32	-64.28	2.10	11.60	-54.78	-40.00	H
12252.43	-65.59	2.60	12.60	-55.59	-40.00	V
14882.38	-61.27	2.70	11.20	-52.77	-40.00	H
17938.31	-59.09	3.20	12.80	-49.49	-40.00	H

LTE Band 30, 5MHz, QPSK, Channel 27735

Frequency(MHz)	P_{Mea}(dBm)	Path Loss	Antenna Gain(dBi)	Peak EIRP(dBm)	Limit(dBm)	Polarization
4629.00	-66.75	1.30	12.50	-55.55	-40.00	V
5983.88	-65.83	1.50	13.10	-54.23	-40.00	V
6943.55	-64.09	1.80	12.40	-53.49	-40.00	H
12455.41	-64.87	2.60	12.60	-54.87	-40.00	V
14906.88	-61.16	2.70	11.20	-52.66	-40.00	H
17918.19	-59.11	3.20	12.80	-49.51	-40.00	H

©Copyright. All rights reserved by SAICT.

LTE Band 30, 5MHz, 16QAM, Channel 27685

Frequency(MHz)	P_{Mea}(dBm)	Path Loss	Antenna Gain(dBi)	Peak EIRP(dBm)	Limit(dBm)	Polarization
4716.75	-67.04	1.30	12.50	-55.84	-40.00	H
5984.25	-65.97	1.50	13.10	-54.37	-40.00	V
6916.07	-66.50	1.80	12.40	-55.90	-40.00	V
12548.46	-67.29	2.40	13.80	-55.89	-40.00	V
14916.06	-61.06	2.70	11.20	-52.56	-40.00	V
17916.00	-59.05	3.20	12.80	-49.45	-40.00	H

LTE Band 30, 5MHz, 16QAM, Channel 27710

Frequency(MHz)	P_{Mea}(dBm)	Path Loss	Antenna Gain(dBi)	Peak EIRP(dBm)	Limit(dBm)	Polarization
4258.88	-67.80	1.20	12.40	-56.60	-40.00	V
4649.63	-67.00	1.30	12.50	-55.80	-40.00	V
5983.88	-65.70	1.50	13.10	-54.10	-40.00	V
12269.79	-65.78	2.60	12.60	-55.78	-40.00	V
14875.38	-61.24	2.70	11.20	-52.74	-40.00	H
17970.69	-59.32	3.20	12.80	-49.72	-40.00	V

LTE Band 30, 5MHz, 16QAM, Channel 27735

Frequency(MHz)	P_{Mea}(dBm)	Path Loss	Antenna Gain(dBi)	Peak EIRP(dBm)	Limit(dBm)	Polarization
4151.63	-67.90	1.20	12.40	-56.70	-40.00	V
5062.13	-67.18	1.30	12.50	-55.98	-40.00	V
5998.13	-65.55	1.50	13.10	-53.95	-40.00	V
12300.64	-65.08	2.60	12.60	-55.08	-40.00	V
14848.25	-61.13	2.70	11.20	-52.63	-40.00	H
17945.31	-58.97	3.20	12.80	-49.37	-40.00	H

LTE Band 30, 5MHz, 64QAM, Channel 27685

Frequency(MHz)	P_{Mea}(dBm)	Path Loss	Antenna Gain(dBi)	Peak EIRP(dBm)	Limit(dBm)	Polarization
5121.00	-67.00	1.30	12.50	-55.80	-40.00	H
5982.75	-65.74	1.50	13.10	-54.14	-40.00	V
9221.68	-65.84	2.10	11.60	-56.34	-40.00	H
12453.00	-65.11	2.60	12.60	-55.11	-40.00	V
14897.69	-61.33	2.70	11.20	-52.83	-40.00	H
17947.94	-59.10	3.20	12.80	-49.50	-40.00	H

©Copyright. All rights reserved by SAICT.

LTE Band 30, 5MHz, 64QAM, Channel 27710

Frequency(MHz)	P_{Mea}(dBm)	Path Loss	Antenna Gain(dBi)	Peak EIRP(dBm)	Limit(dBm)	Polarization
4642.13	-66.91	1.30	12.50	-55.71	-40.00	V
5983.13	-65.82	1.50	13.10	-54.22	-40.00	V
9231.32	-65.54	2.10	11.60	-56.04	-40.00	H
12283.29	-65.52	2.60	12.60	-55.52	-40.00	V
14856.13	-61.30	2.70	11.20	-52.80	-40.00	H
17946.63	-59.05	3.20	12.80	-49.45	-40.00	H

LTE Band 30, 5MHz, 64QAM, Channel 27735

Frequency(MHz)	P_{Mea}(dBm)	Path Loss	Antenna Gain(dBi)	Peak EIRP(dBm)	Limit(dBm)	Polarization
4153.13	-67.72	1.20	12.40	-56.52	-40.00	V
4580.25	-67.03	1.30	12.50	-55.83	-40.00	V
5983.50	-65.53	1.50	13.10	-53.93	-40.00	V
12475.18	-65.86	2.60	12.60	-55.86	-40.00	V
14888.94	-61.01	2.70	11.20	-52.51	-40.00	V
17943.13	-59.25	3.20	12.80	-49.65	-40.00	H

Note: The maximum value of expanded measurement uncertainty for this test item is U = 2.72dB(30MHz-3GHz)/3.60dB(3GHz-18GHz)/3.58dB(18GHz-40GHz), k = 2

©Copyright. All rights reserved by SAICT.

A.3 FREQUENCY STABILITY

Reference

FCC: CFR Part 2.1055, 22.355, 24.235, 27.54, 90.539.

A.3.1 Method of Measurement

In order to measure the carrier frequency under the condition of AFC lock, it is necessary to make measurements with the EUT in a “call mode”. This is accomplished with the use of R&S CMW500

1. Measure the carrier frequency at room temperature.
2. Subject the EUT to overnight soak at -30℃.
3. With the EUT, powered via nominal voltage, connected to the CMW500 and in a simulated call on mid channel, measure the carrier frequency. These measurements should be made within 2 minutes of Powering up the EUT, to prevent significant self-warming.
4. Repeat the above measurements at 10℃ increments from -30℃ to +50℃. Allow at least 1.5 hours at each temperature, unpowered, before making measurements.
5. Remeasure carrier frequency at room temperature with nominal voltage. Vary supply voltage from minimum voltage to maximum voltage, in 0.1Volt increments remeasuring carrier frequency at each voltage. Pause at nominal voltage for 1.5 hours unpowered, to allow any self-heating to stabilize, before continuing.
6. Subject the EUT to overnight soak at +50℃.
7. With the EUT, powered via nominal voltage, connected to the CMW500 and in a simulated call on the centre channel, measure the carrier frequency. These measurements should be made within 2 minutes of Powering up the EUT, to prevent significant self-warming.
8. Repeat the above measurements at 10℃ increments from -30℃ to +50℃. Allow at least 1.5 hours at each temperature, unpowered, before making measurements.
9. At all temperature levels hold the temperature to +/- 0.5℃ during the measurement procedure.

A.3.2 Measurement Limit

The frequency stability shall be sufficient to ensure that the fundamental emission stays within the authorized frequency block. As this transceiver is considered "Hand carried, battery powered equipment" Section 2.1055(d) (2) applies. This requires that the lower voltage for frequency stability testing be specified by the manufacturer. This transceiver is specified to operate with an input voltage of between 3.50V and 4.40V, with a nominal voltage of 3.85V. Operation above or below these voltage limits is prohibited by transceiver software in order to prevent improper operation as well as to protect components from overstress.

©Copyright. All rights reserved by SAICT.

A.3.3 Measurement results

LTE Band 2, 5MHz bandwidth (worst case of all bandwidths)

Frequency Error vs Voltage

Temperature(℃)	Voltage(V)	FL(MHz)	FH(MHz)	Offset(Hz)	Frequency error(ppm)
50	3.85	1850.36	1979.68		
40				21	0.011
30				-18	0.009
20				28	0.015
10				-1	0.000
0				5	0.003
-10				16	0.009
-20				14	0.007
-30				9	0.005

Frequency Error vs Temperature

Voltage(V)	Temperature(℃)	FL(MHz)	FH(MHz)	Offset(Hz)	Frequency error(ppm)
3.50	20	1850.36	1979.68	12	0.006
4.40				25	0.013

Expanded measurement uncertainty is 10 Hz, *k* = 2

LTE Band 4, 10MHz bandwidth (worst case of all bandwidths)

Frequency Error vs Voltage

Temperature(℃)	Voltage(V)	FL(MHz)	FH(MHz)	Offset(Hz)	Frequency error(ppm)
50	3.85	1710.52	1754.84		
40				18	0.010
30				12	0.007
20				-13	0.008
10				-16	0.009
0				-5	0.003
-10				9	0.005
-20				27	0.016
-30				12	0.007

Frequency Error vs Temperature

Voltage(V)	Temperature(℃)	FL(MHz)	FH(MHz)	Offset(Hz)	Frequency error(ppm)
3.50	20	1710.52	1754.84	2	0.001
4.40				29	0.017

panded measurement uncertainty is 10Hz, *k* = 2

©Copyright. All rights reserved by SAICT.

LTE Band 5, 5MHz bandwidth (worst case of all bandwidths)

Frequency Error vs Voltage

Temperature(℃)	Voltage(V)	FL(MHz)	FH(MHz)	Offset(Hz)	Frequency error(ppm)
50	3.85	824.37	848.67		
40				29	0.035
30				-18	0.022
20				5	0.006
10				21	0.025
0				3	0.003
-10				-1	0.001
-20				10	0.012
-30				22	0.026

Frequency Error vs Temperature

Voltage(V)	Temperature(℃)	FL(MHz)	FH(MHz)	Offset(Hz)	Frequency error(ppm)
3.50	20	824.37	848.67	-12	0.014
4.40				-11	0.013

Expanded measurement uncertainty is 10 Hz, *k* = 2

LTE Band 12, 1.4MHz bandwidth (worst case of all bandwidths)

Frequency Error vs Voltage

Temperature(℃)	Voltage(V)	FL(MHz)	FH(MHz)	Offset(Hz)	Frequency error(ppm)
50	3.85	699.35	715.83		
40				28	0.011
30				16	0.006
20				-3	0.001
10				4	0.002
0				22	0.009
-10				-20	0.008
-20				24	0.009
-30				6	0.002

Frequency Error vs Temperature

Voltage(V)	Temperature(℃)	FL(MHz)	FH(MHz)	Offset(Hz)	Frequency error(ppm)
3.50	20	699.35	715.83	7	0.003
4.40				15	0.006

Expanded measurement uncertainty is 10Hz, k = 2

©Copyright. All rights reserved by SAICT.

LTE Band 14, 5MHz bandwidth (worst case of all bandwidths)

Frequency Error vs Voltage

Temperature(℃)	Voltage(V)	FL(MHz)	FH(MHz)	Offset(Hz)	Frequency error(ppm)
50	3.85	788.37	797.64		
40				23	0.028
30				30	0.037
20				24	0.031
10				17	0.022
0				14	0.018
-10				24	0.030
-20				-3	0.003
-30				-4	0.005

Frequency Error vs Temperature

Voltage(V)	Temperature(℃)	FL(MHz)	FH(MHz)	Offset(Hz)	Frequency error(ppm)
3.50	20	788.37	797.64	21	0.026
4.40				-12	0.015

Expanded measurement uncertainty is 10Hz, k = 2

LTE Band 30, 5MHz bandwidth (worst case of all bandwidths)Frequency Error vs Voltage

Temperature(℃)	Voltage(V)	FL(MHz)	FH(MHz)	Offset(Hz)	Frequency error(ppm)
50	3.85	2305.54	2314.81		
40				12	0.005
30				11	0.005
20				27	0.012
10				8	0.004
0				-5	0.002
-10				3	0.001
-20				30	0.013
-30				7	0.003

Frequency Error vs Temperature

Voltage(V)	Temperature(℃)	FL(MHz)	FH(MHz)	Offset(Hz)	Frequency error(ppm)
3.50	20	2305.54	2314.81	12	0.005
4.40				3	0.001

Expanded measurement uncertainty is 10Hz, k = 2

©Copyright. All rights reserved by SAICT.

A.4 OCCUPIED BANDWIDTH

Reference

FCC: CFR Part 2.1049, 22.917, 24.238, 27.53, 90.535.

A.4.1 Occupied Bandwidth Results

Occupied bandwidth measurements are only provided for selected frequencies in order to reduce the amount of submitted data. Data were taken at the extreme and mid frequencies of the US Cellular/PCS frequency bands. The table below lists the measured 99% BW. Spectrum analyzer plots are included on the following pages.

a) The spectrum analyzer center frequency is set to the nominal EUT channel center frequency. The frequency span for the spectrum analyzer shall be set wide enough to capture all modulation products including the emission skirts (i.e., two to five times the OBW).

b) The nominal IF filter bandwidth (3 dB RBW) shall be in the range of 1 to 5 % of the anticipated OBW, and the VBW shall be at least 3 times the RBW.

c) Set the reference level of the instrument as required to keep the signal from exceeding the maximum input mixer level for linear operation. In general, the peak of the spectral envelope must be at least 10log (OBW / RBW) below the reference level.

d) Set the detection mode to peak, and the trace mode to max hold.

e) Use the 99 % power bandwidth function of the spectrum analyzer and report the measured bandwidth.

LTE band 2, 1.4MHz (99% BW)

Frequency(MHz)	Occupied Bandwidth (99% BW)(MHz)		
1880.0	QPSK	16QAM	64QAM
	1.084	1.090	1.088

LTE band 2, 1.4MHz Bandwidth, QPSK (99% BW)

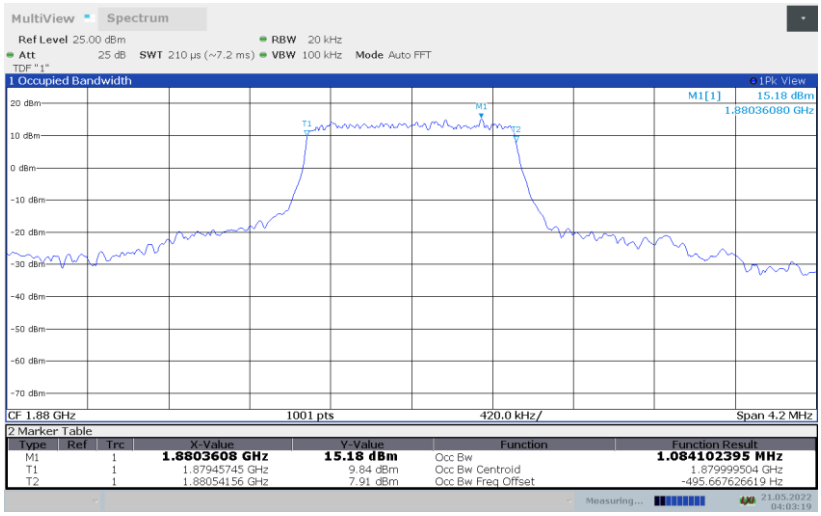

©Copyright. All rights reserved by SAICT.

LTE band 2, 1.4MHz Bandwidth, 16QAM (99% BW)

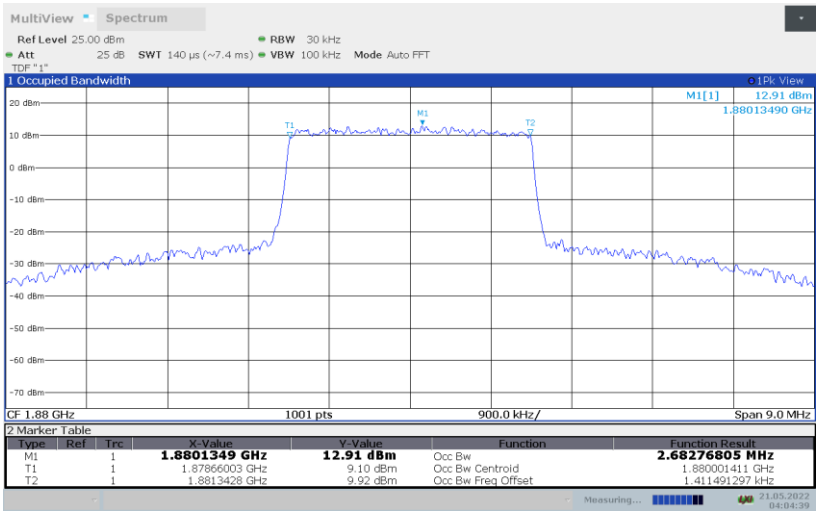

LTE band 2, 1.4MHz Bandwidth, 64QAM (99% BW)

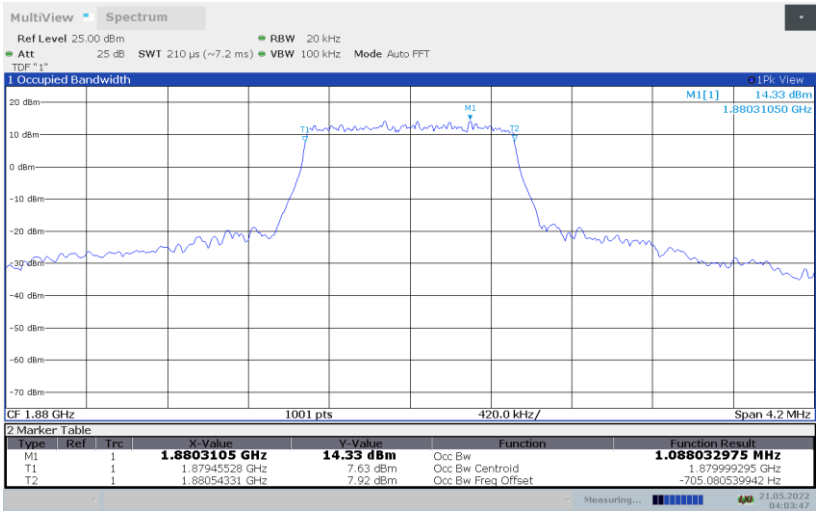

©Copyright. All rights reserved by SAICT.

LTE band 2, 3MHz (99% BW)

Frequency(MHz)	Occupied Bandwidth (99% BW)(MHz)		
1880.0	QPSK	16QAM	64QAM
	2.683	2.680	2.681

LTE band 2, 3MHz Bandwidth, QPSK (99% BW)

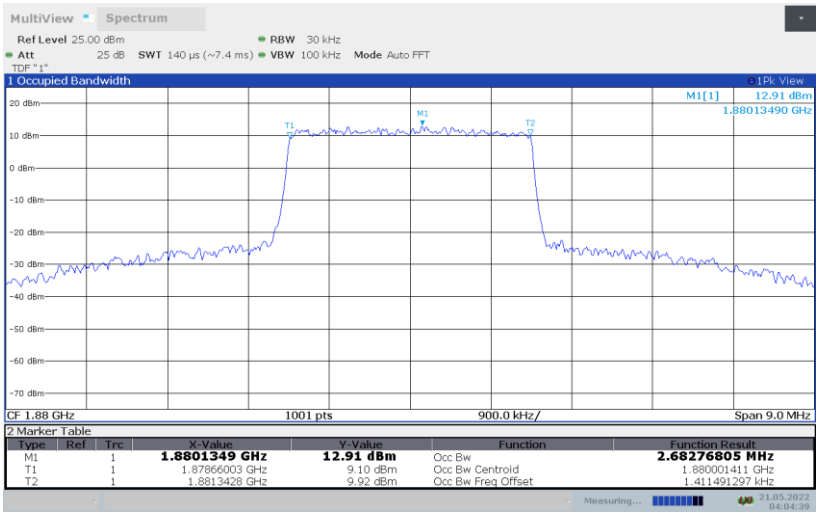

LTE band 2, 3MHz Bandwidth, 16QAM (99% BW)

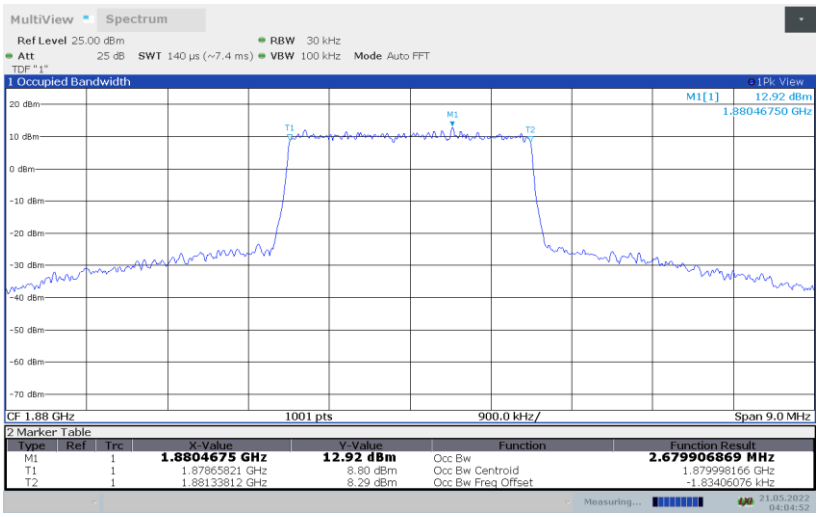

©Copyright. All rights reserved by SAICT.

LTE band 2, 3MHz Bandwidth, 64QAM (99% BW)

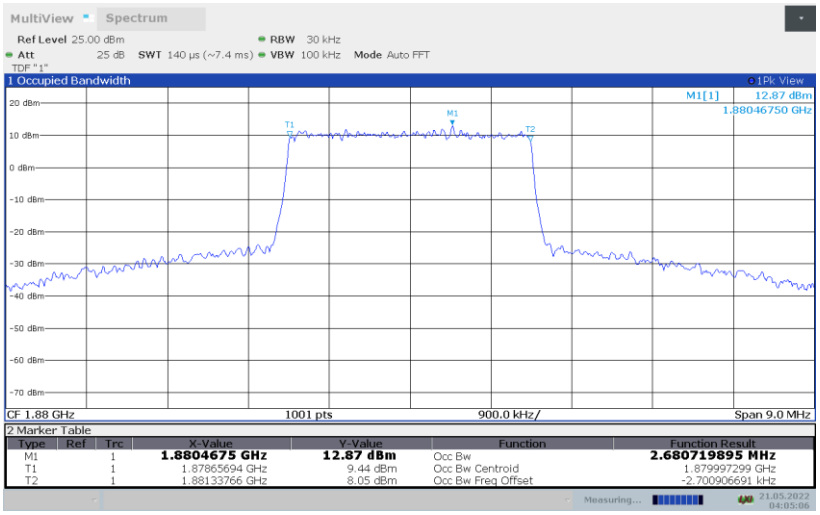

©Copyright. All rights reserved by SAICT.

LTE band 2, 5MHz (99% BW)

Frequency(MHz)	Occupied Bandwidth (99% BW)(MHz)		
1880.0	QPSK	16QAM	64QAM
	4.480	4.467	4.467

LTE band 2, 5MHz Bandwidth, QPSK (99% BW)

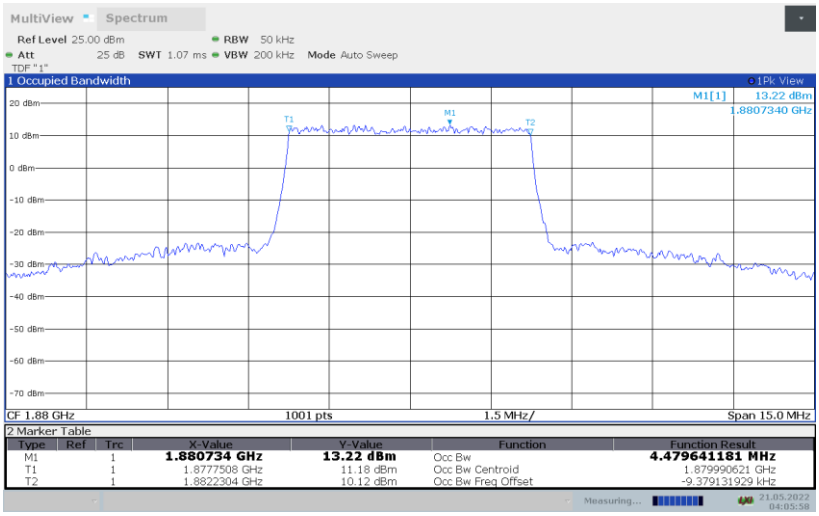

LTE band 2, 5MHz Bandwidth,16QAM (99% BW)

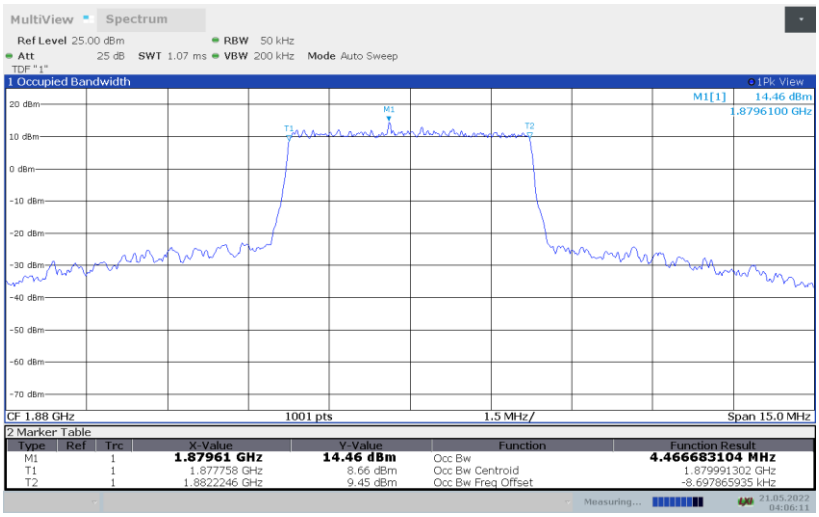

©Copyright. All rights reserved by SAICT.

LTE band 2, 5MHz Bandwidth,64QAM (99% BW)

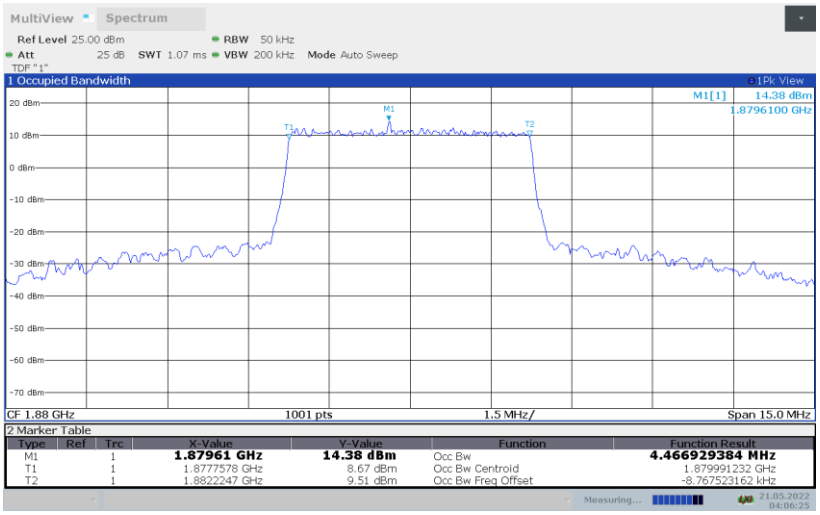

©Copyright. All rights reserved by SAICT.

LTE band 2, 10MHz (99% BW)

Frequency(MHz)	Occupied Bandwidth (99% BW)(MHz)		
1880.0	QPSK	16QAM	64QAM
	8.937	8.949	8.938

LTE band 2, 10MHz Bandwidth, QPSK (99% BW)

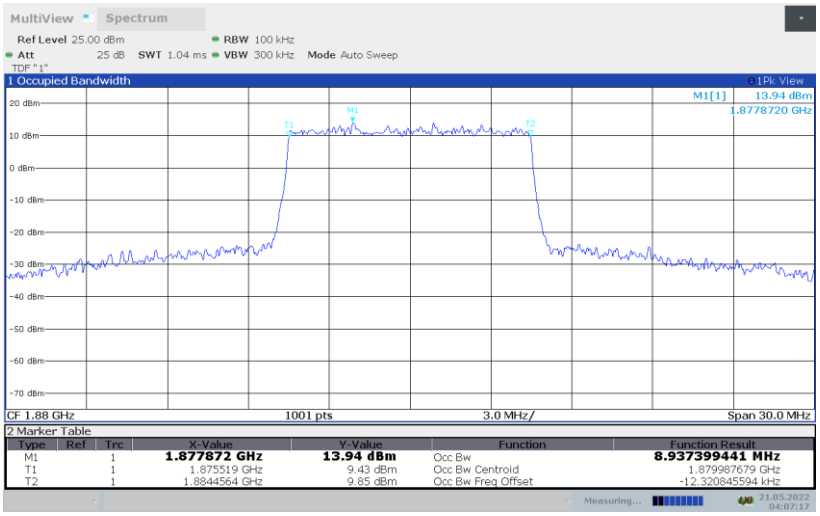

LTE band 2, 10MHz Bandwidth, 16QAM (99% BW)

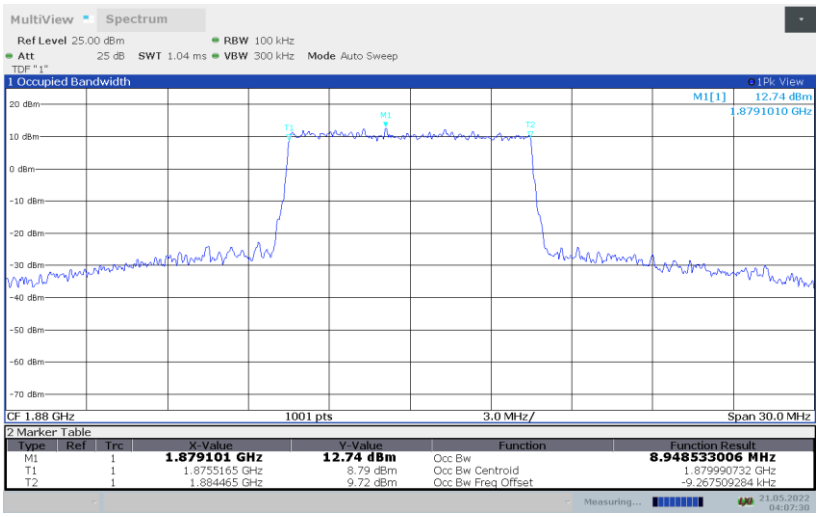

©Copyright. All rights reserved by SAICT.

LTE band 2, 10MHz Bandwidth, 64QAM (99% BW)

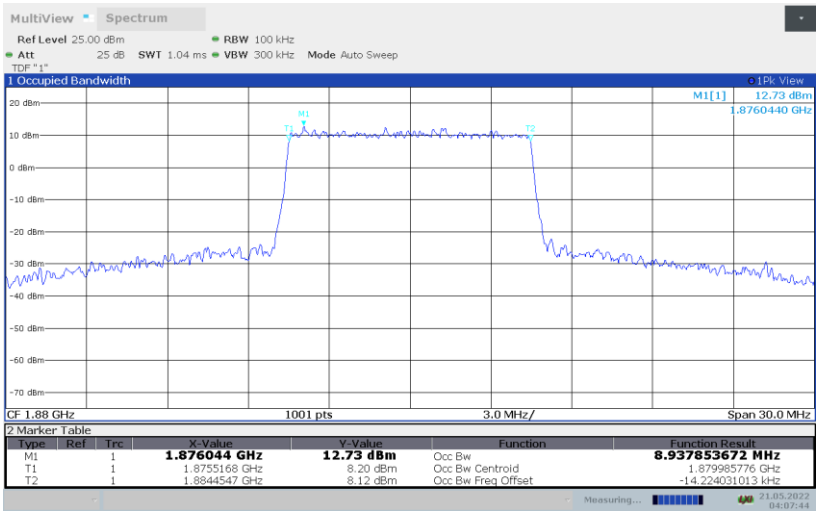

©Copyright. All rights reserved by SAICT.

LTE band 2, 15MHz (99% BW)

Frequency(MHz)	Occupied Bandwidth (99% BW)(MHz)		
1880.0	QPSK	16QAM	64QAM
	13.445	13.453	13.453

LTE band 2, 15MHz Bandwidth, QPSK (99% BW)

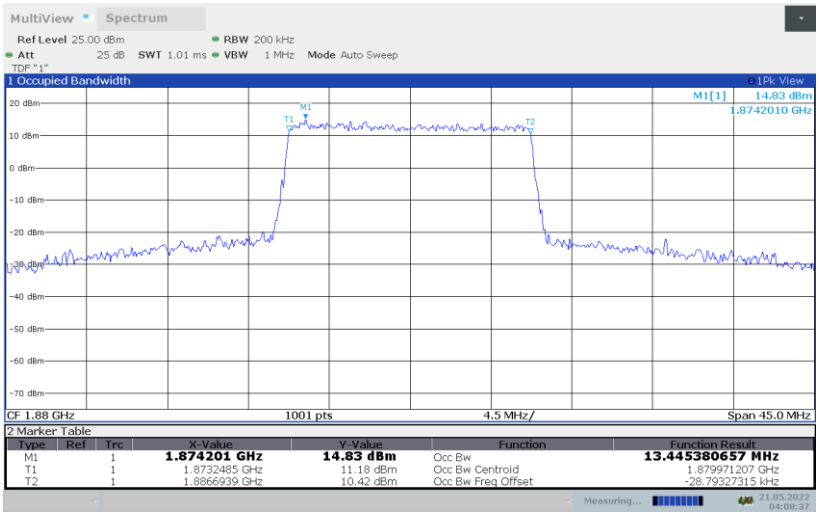

LTE band 2, 15MHz Bandwidth, 16QAM (99% BW)

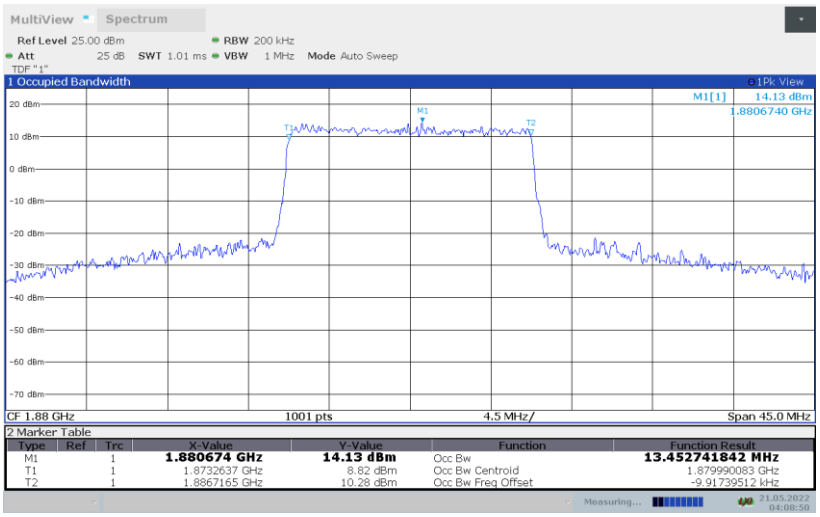

©Copyright. All rights reserved by SAICT.

LTE band 2, 15MHz Bandwidth, 64QAM (99% BW)

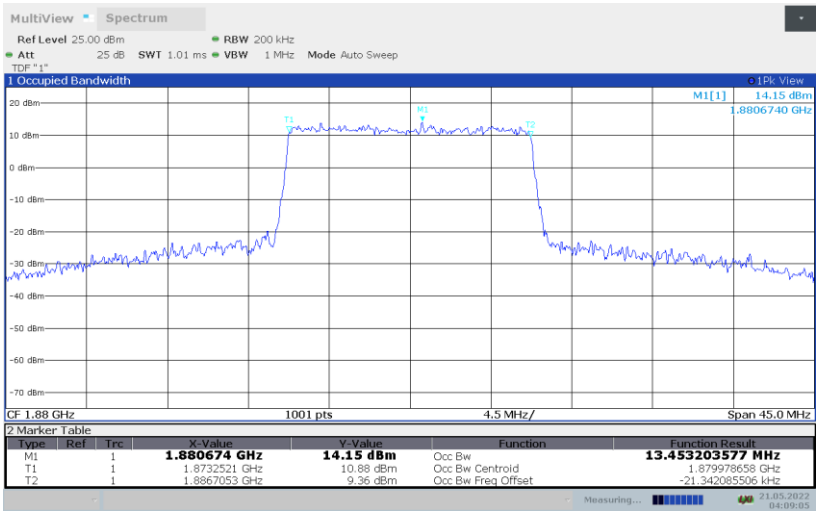

©Copyright. All rights reserved by SAICT.

LTE band 2, 20MHz (99% BW)

Frequency(MHz)	Occupied Bandwidth (99% BW)(MHz)		
1880.0	QPSK	16QAM	64QAM
	17.869	17.902	17.875

LTE band 2, 20MHz Bandwidth, QPSK (99% BW)

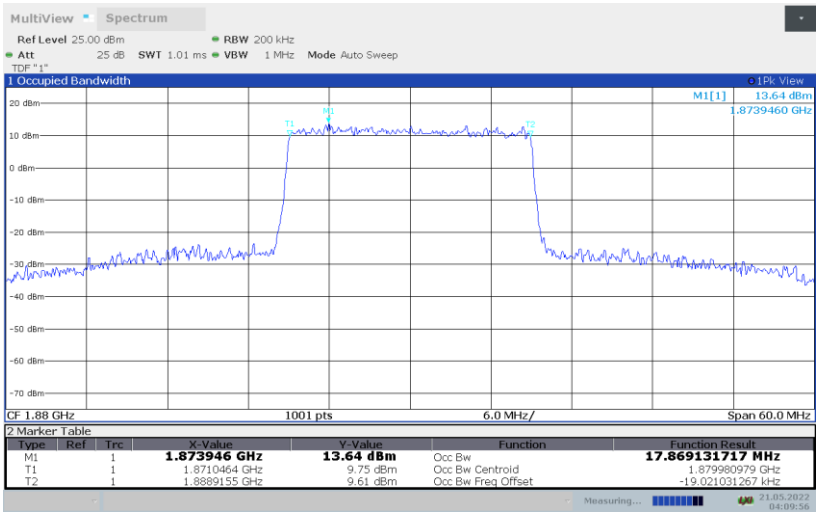

LTE band 2, 20MHz Bandwidth, 16QAM (99% BW)

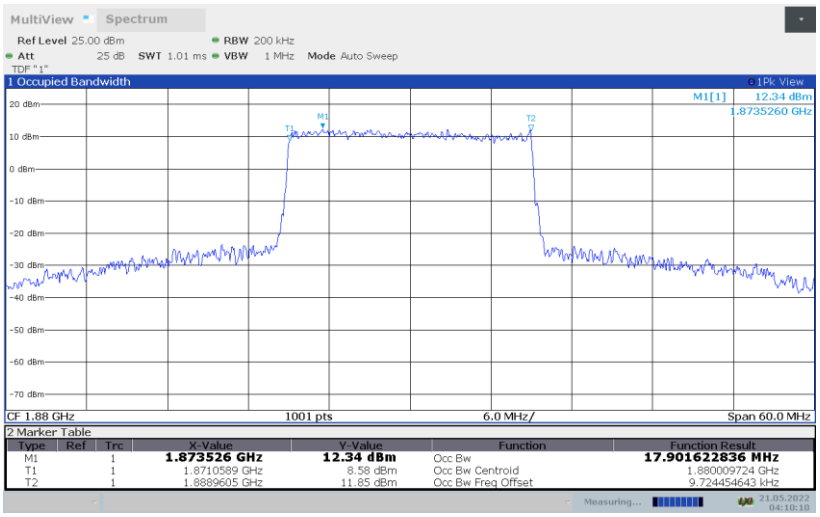

©Copyright. All rights reserved by SAICT.

LTE band 2, 20MHz Bandwidth, 64QAM (99% BW)

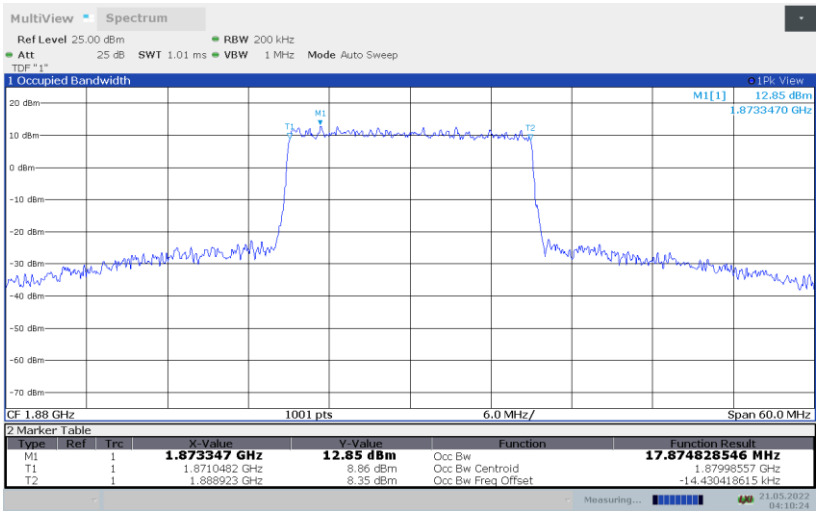

©Copyright. All rights reserved by SAICT.

LTE band 4, 1.4MHz (99% BW)

Frequency(MHz)	Occupied Bandwidth (99% BW)(MHz)		
1732.5	QPSK	16QAM	64QAM
	1.086	1.085	1.086

LTE band 4, 1.4MHz Bandwidth, QPSK (99% BW)

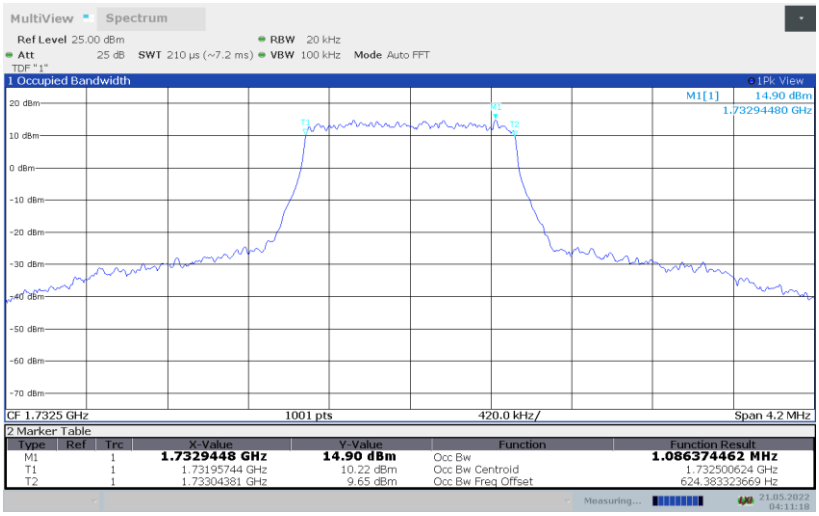

LTE band 4, 1.4MHz Bandwidth, 16QAM (99% BW)

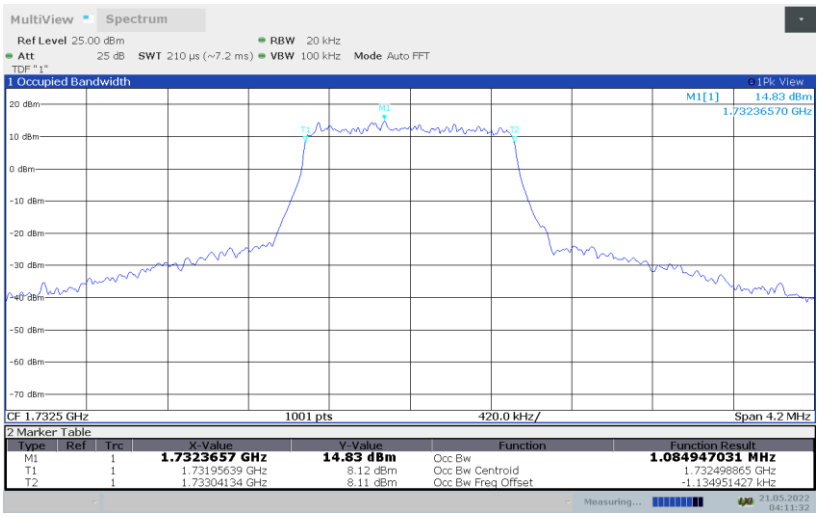

©Copyright. All rights reserved by SAICT.

LTE band 4, 1.4MHz Bandwidth, 64QAM (99% BW)

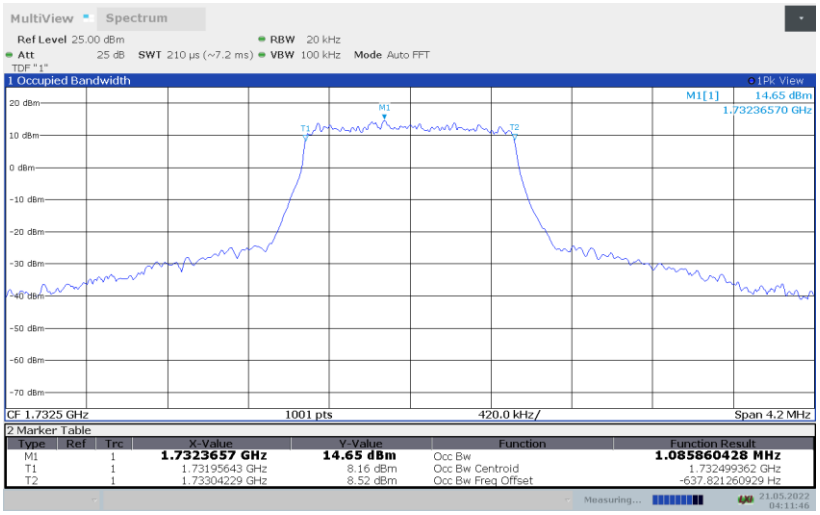

©Copyright. All rights reserved by SAICT.

LTE band 4, 3MHz (99% BW)

Frequency(MHz)	Occupied Bandwidth (99% BW)(MHz)		
1732.5	QPSK	16QAM	64QAM
	2.679	2.679	2.678

LTE band 4, 3MHz Bandwidth, QPSK (99% BW)

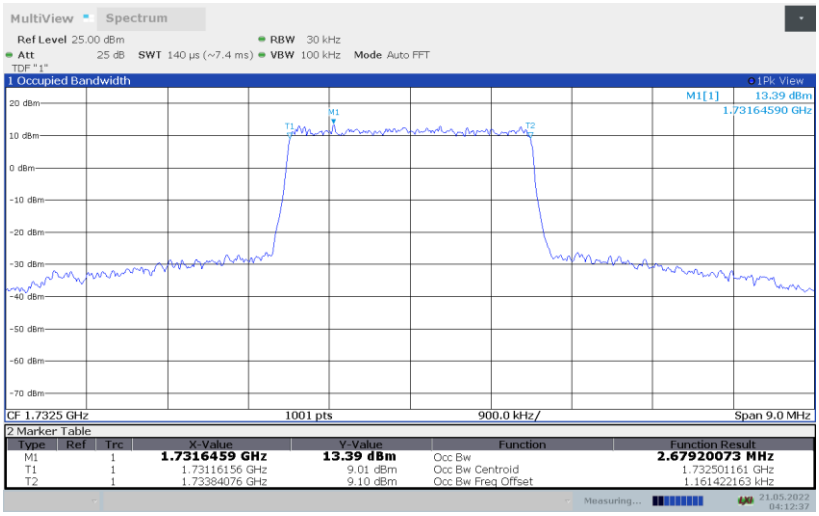

LTE band 4, 3MHz Bandwidth, 16QAM (99% BW)

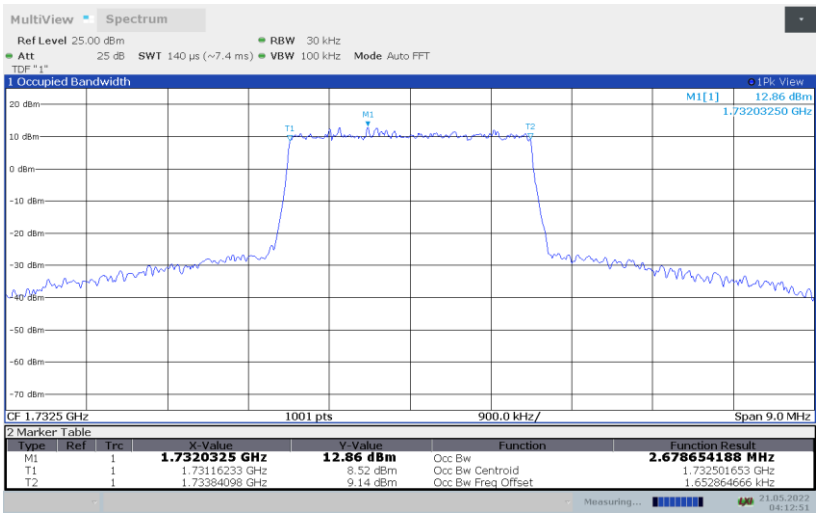

©Copyright. All rights reserved by SAICT.

LTE band 4, 3MHz Bandwidth, 64QAM (99% BW)

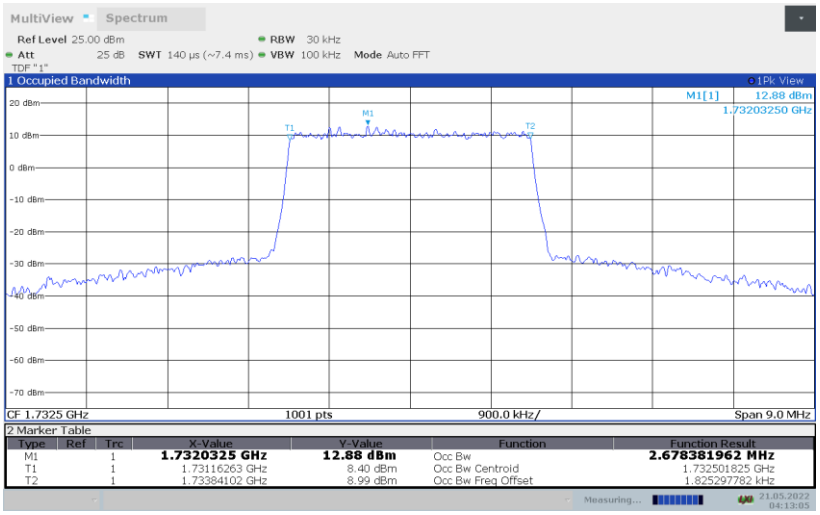

©Copyright. All rights reserved by SAICT.

LTE band 4, 5MHz (99% BW)

Frequency(MHz)	Occupied Bandwidth (99% BW)(MHz)		
1732.5	QPSK	16QAM	64QAM
	4.482	4.479	4.478

LTE band 4, 5MHz Bandwidth, QPSK (99% BW)

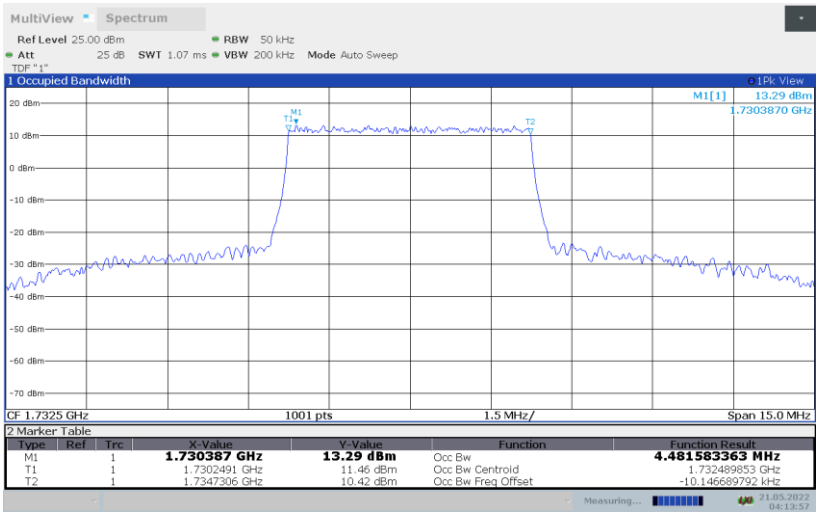

LTE band 4, 5MHz Bandwidth,16QAM (99% BW)

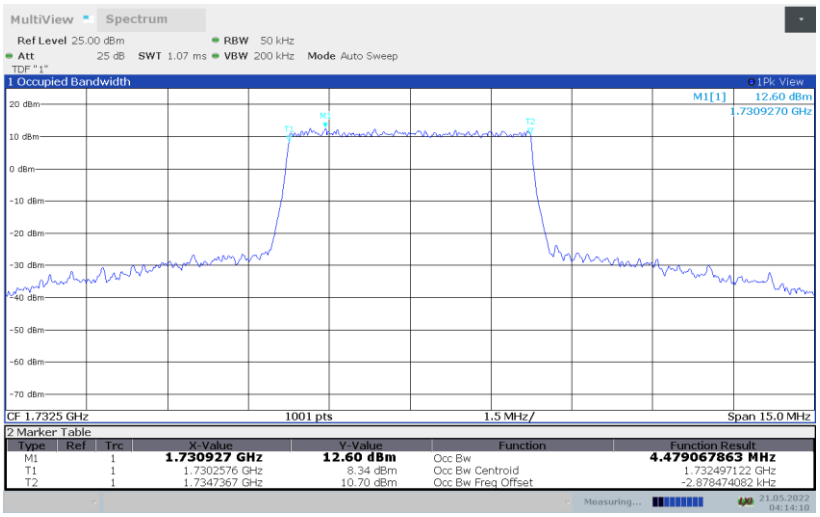

©Copyright. All rights reserved by SAICT.

LTE band 4, 5MHz Bandwidth,64QAM (99% BW)

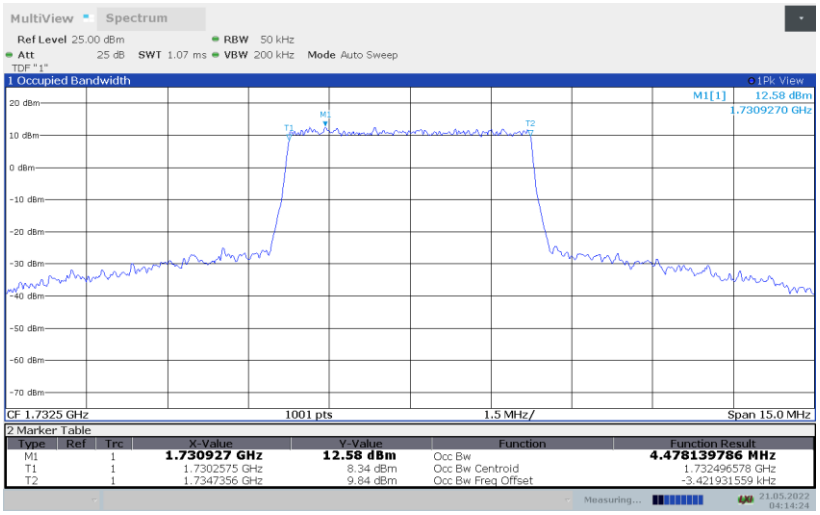

©Copyright. All rights reserved by SAICT.

LTE band 4, 10MHz (99% BW)

Frequency(MHz)	Occupied Bandwidth (99% BW)(MHz)		
1732.5	QPSK	16QAM	64QAM
	8.948	8.954	8.956

LTE band 4, 10MHz Bandwidth, QPSK (99% BW)

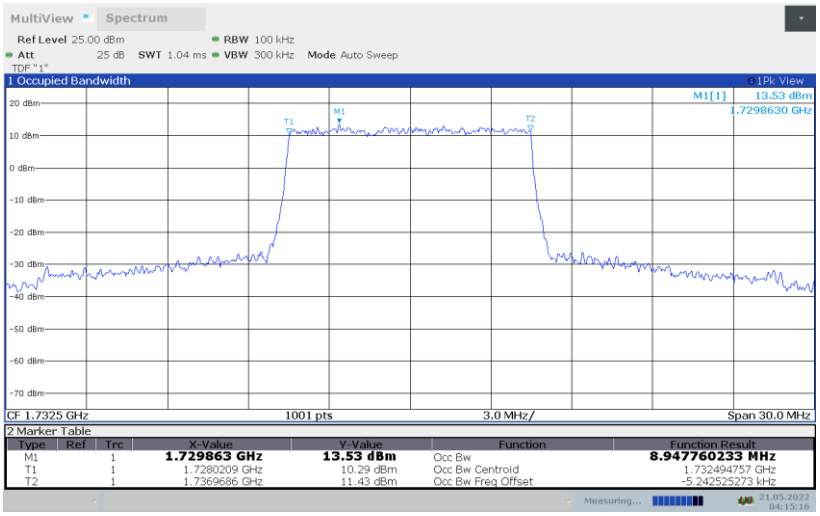

LTE band 4, 10MHz Bandwidth, 16QAM (99% BW)

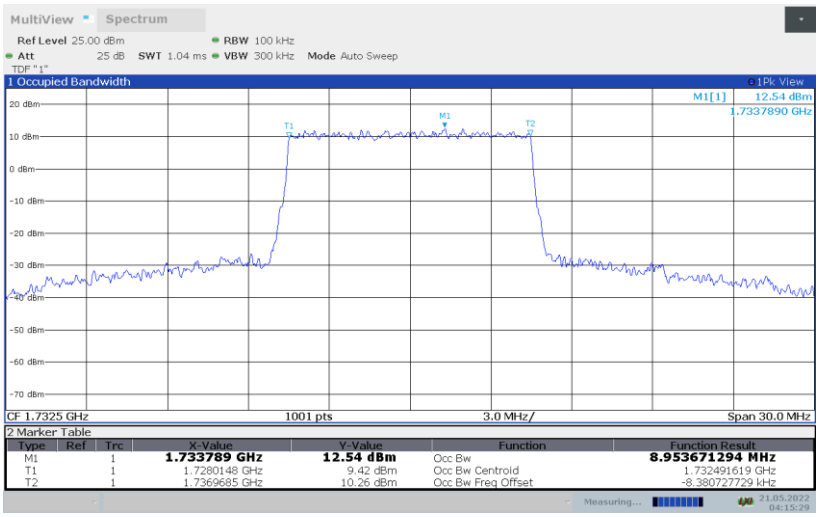

©Copyright. All rights reserved by SAICT.

LTE band 4, 10MHz Bandwidth, 64QAM (99% BW)

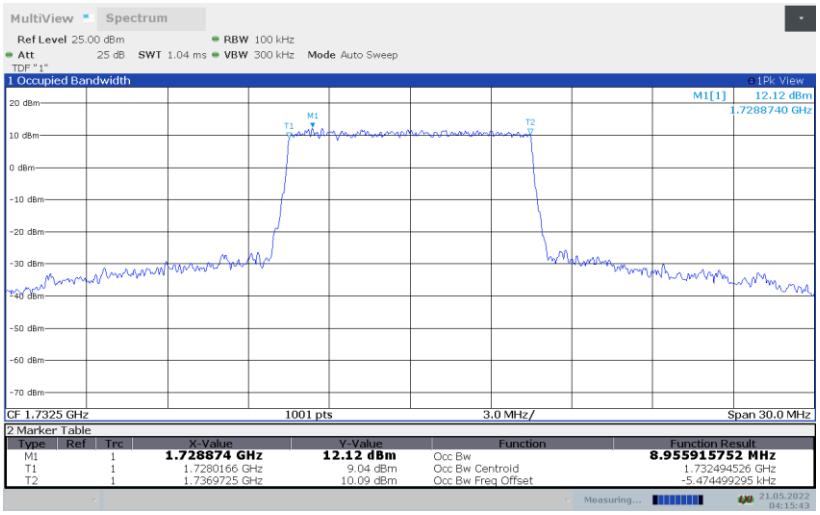

©Copyright. All rights reserved by SAICT.

LTE band 4, 15MHz (99% BW)

Frequency(MHz)	Occupied Bandwidth (99% BW)(MHz)		
1732.5	QPSK	16QAM	64QAM
	13.421	13.457	13.448

LTE band 4, 15MHz Bandwidth, QPSK (99% BW)

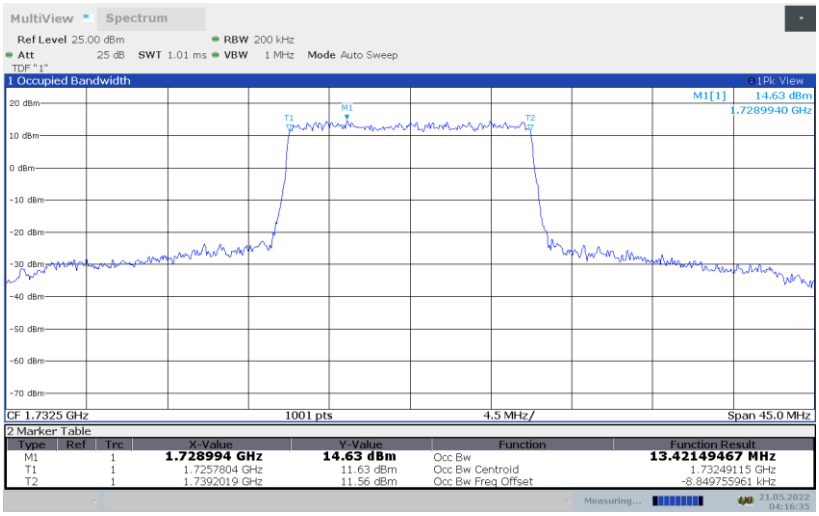

LTE band 4, 15MHz Bandwidth, 16QAM (99% BW)

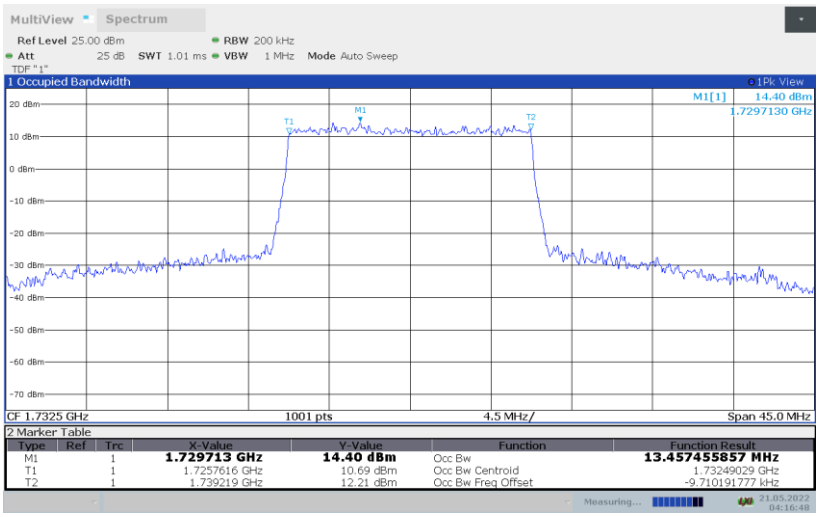

©Copyright. All rights reserved by SAICT.

LTE band 4, 15MHz Bandwidth, 64QAM (99% BW)

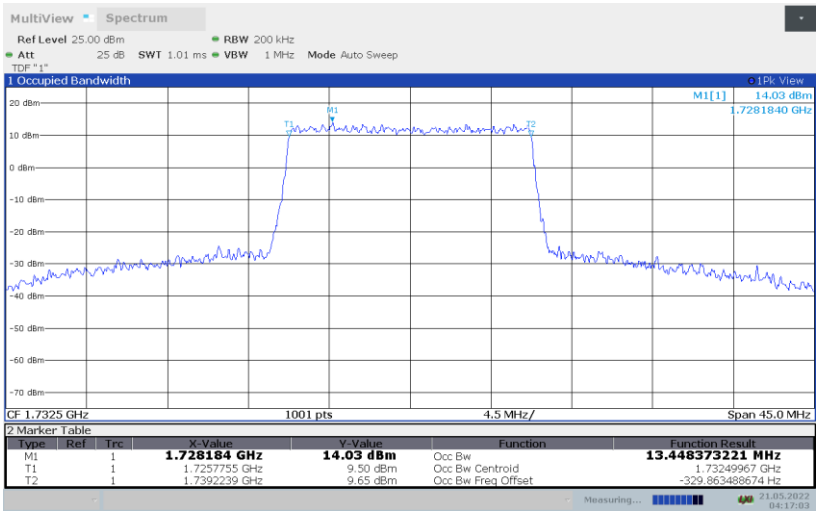

©Copyright. All rights reserved by SAICT.

LTE band 4, 20MHz (99% BW)

Frequency(MHz)	Occupied Bandwidth (99% BW)(MHz)		
1732.5	QPSK	16QAM	64QAM
	17.912	17.883	17.865

LTE band 4, 20MHz Bandwidth, QPSK (99% BW)

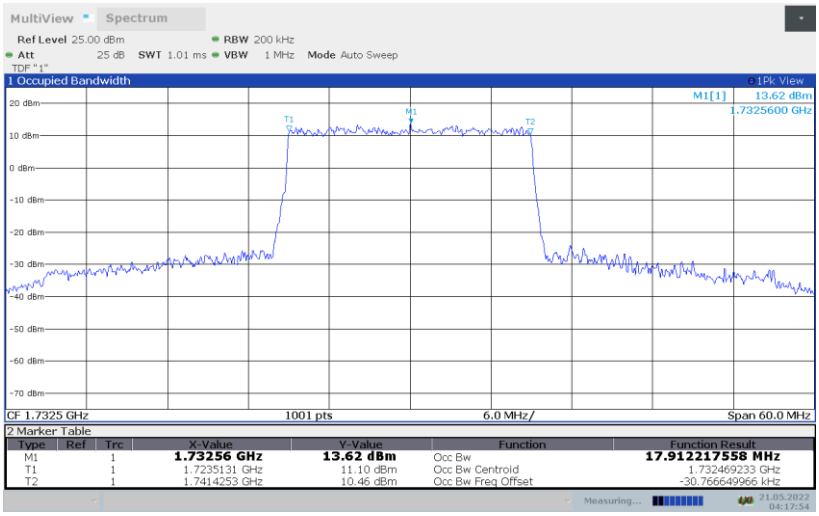

LTE band 4, 20MHz Bandwidth, 16QAM (99% BW)

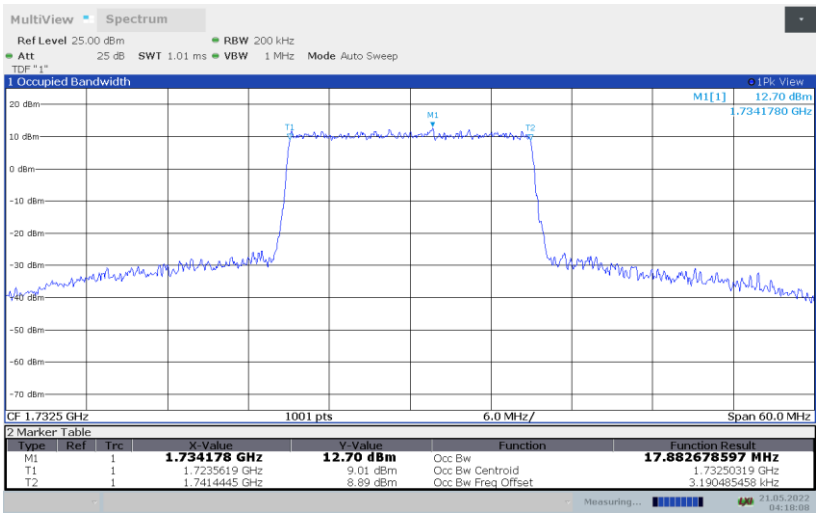

©Copyright. All rights reserved by SAICT.

LTE band 4, 20MHz Bandwidth, 64QAM (99% BW)

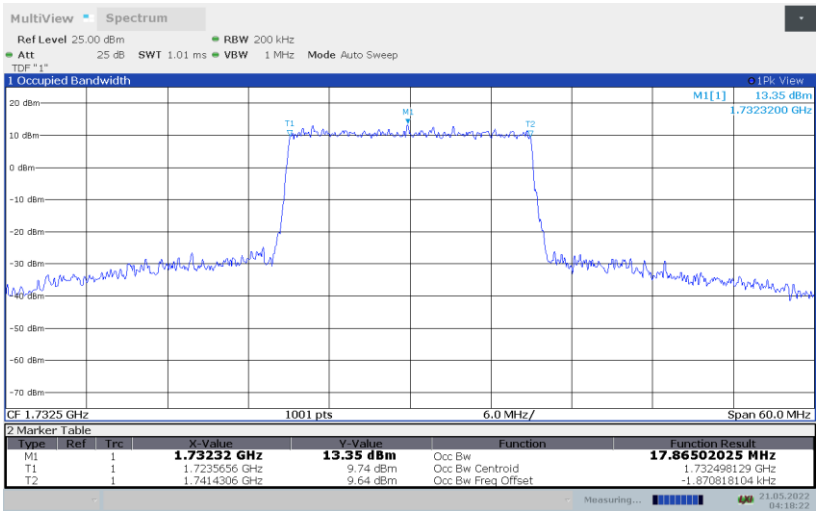

©Copyright. All rights reserved by SAICT.

LTE band 5, 1.4MHz (99% BW)

Frequency(MHz)	Occupied Bandwidth (99% BW)(MHz)		
836.5	QPSK	16QAM	64QAM
	1.083	1.087	1.089

LTE band 5, 1.4MHz Bandwidth, QPSK (99% BW)

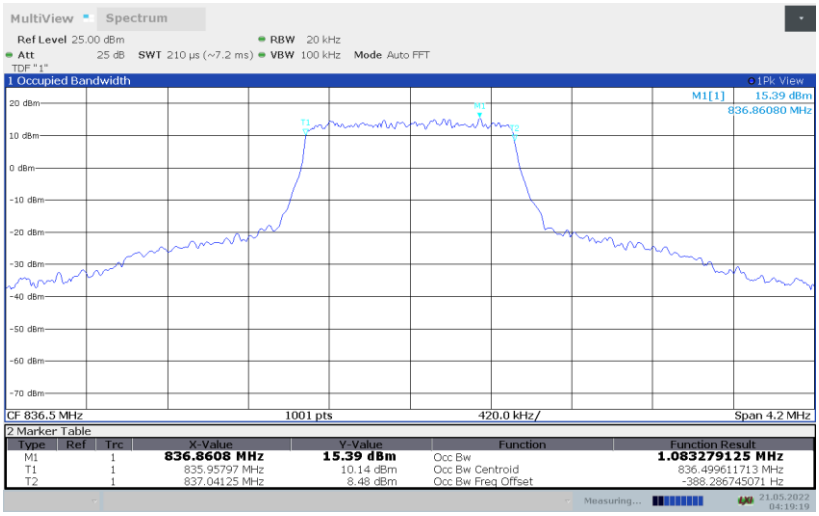

LTE band 5, 1.4MHz Bandwidth,16QAM (99% BW)

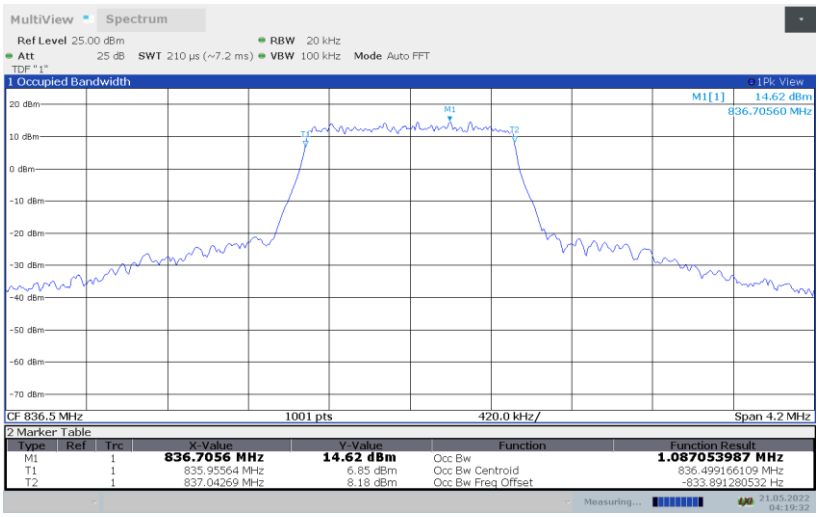

©Copyright. All rights reserved by SAICT.

LTE band 5, 1.4MHz Bandwidth,64QAM (99% BW)

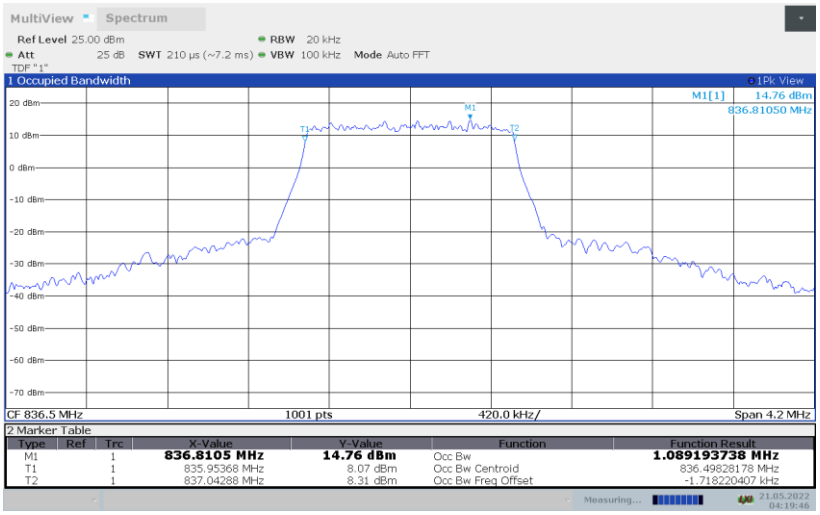

©Copyright. All rights reserved by SAICT.

LTE band 5, 3MHz (99% BW)

Frequency(MHz)	Occupied Bandwidth (99% BW)(MHz)		
836.5	QPSK	16QAM	64QAM
	2.679	2.679	2.676

LTE band 5, 3MHz Bandwidth, QPSK (99% BW)

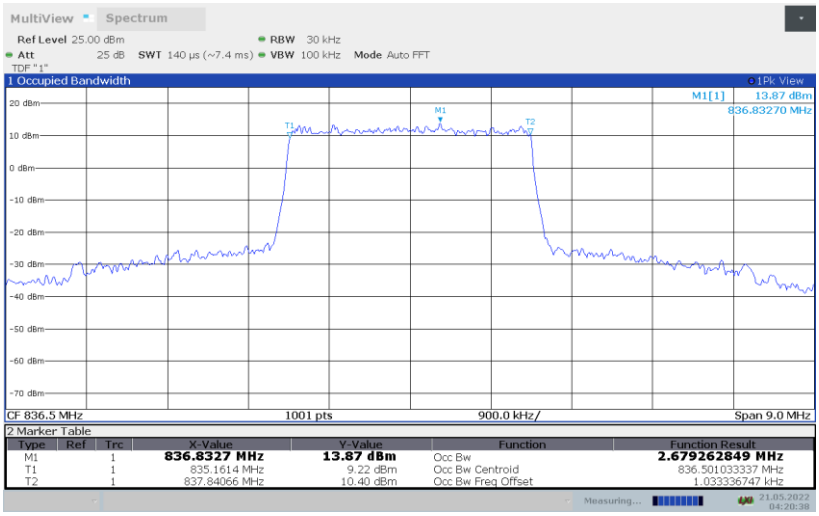

LTE band 5, 3MHz Bandwidth, 16QAM (99% BW)

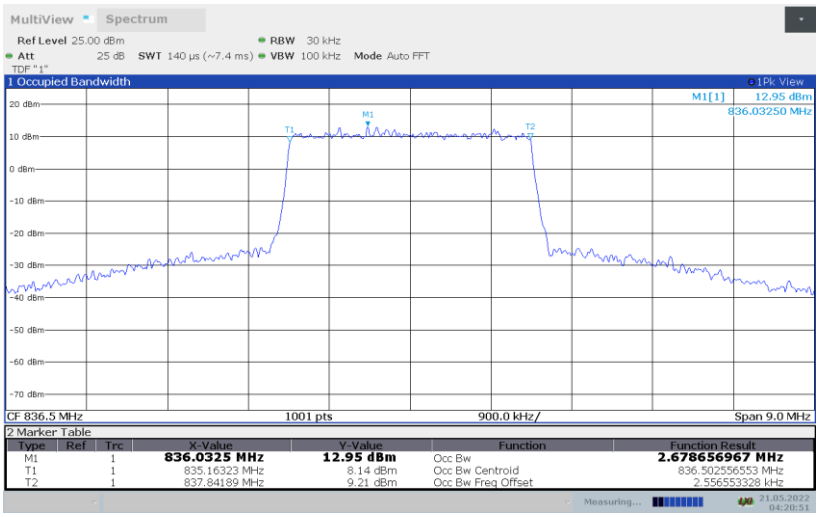

©Copyright. All rights reserved by SAICT.

LTE band 5, 3MHz Bandwidth, 64QAM (99% BW)

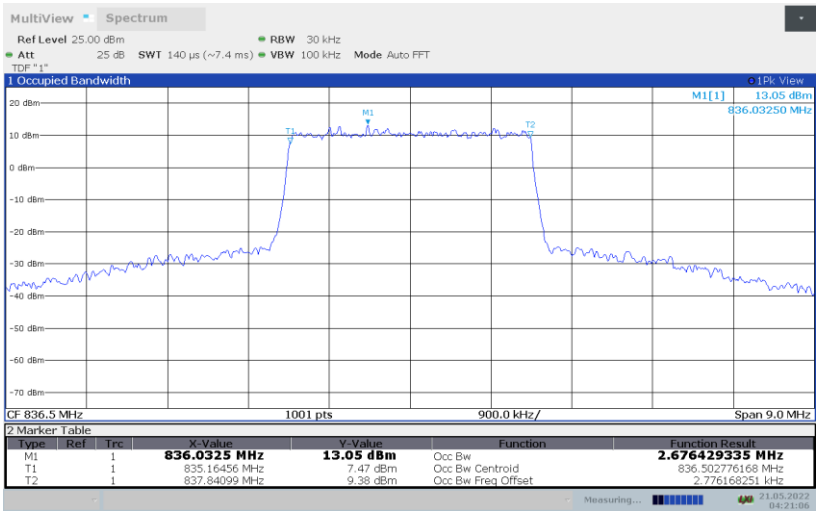

©Copyright. All rights reserved by SAICT.

LTE band 5, 5MHz (99% BW)

Frequency(MHz)	Occupied Bandwidth (99% BW)(MHz)		
836.5	QPSK	16QAM	64QAM
	4.482	4.466	4.466

LTE band 5, 5MHz Bandwidth, QPSK (99% BW)

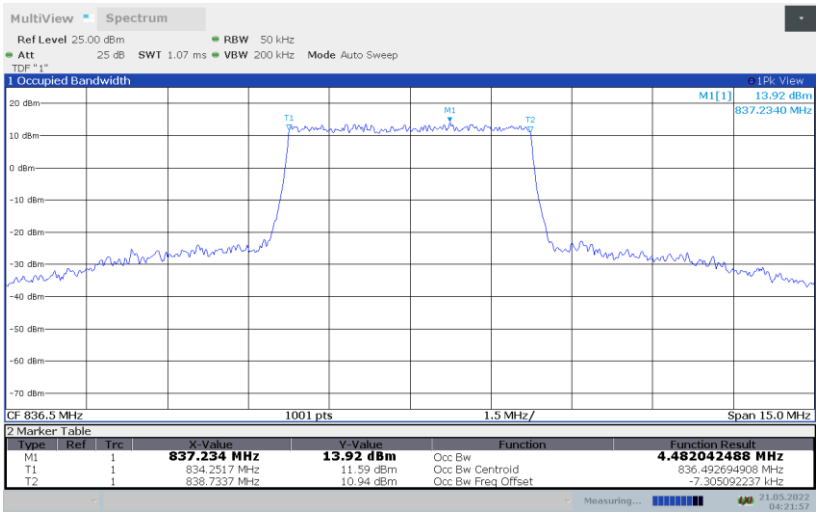

LTE band 5, 5MHz Bandwidth, 16QAM (99% BW)

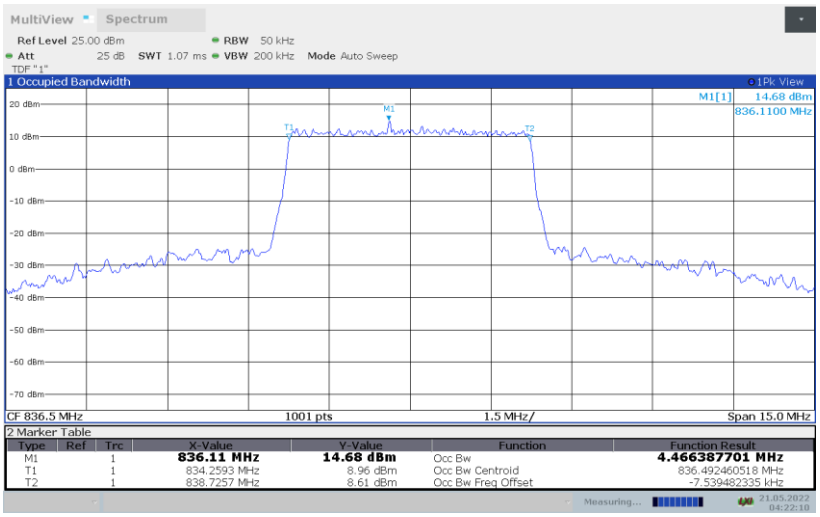

©Copyright. All rights reserved by SAICT.

LTE band 5, 5MHz Bandwidth, 64QAM (99% BW)

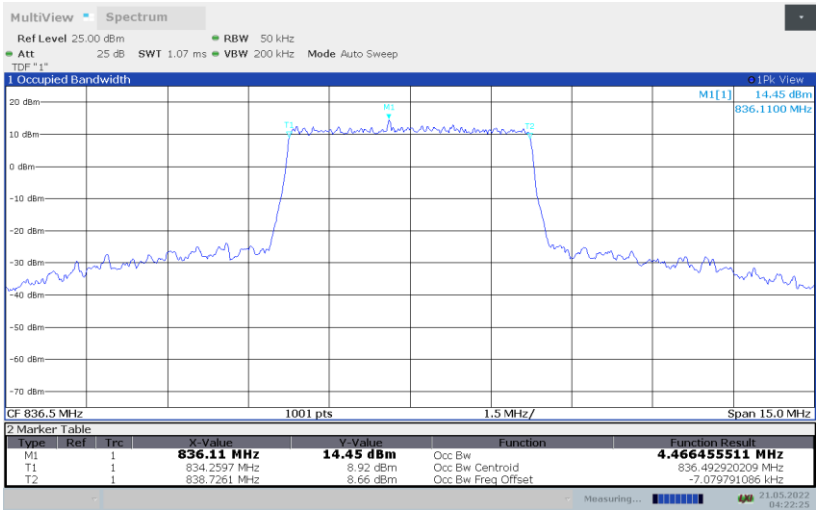

©Copyright. All rights reserved by SAICT.

LTE band 5, 10MHz (99% BW)

Frequency(MHz)	Occupied Bandwidth (99% BW)(MHz)		
836.5	QPSK	16QAM	64QAM
	8.950	8.951	8.958

LTE band 5, 10MHz Bandwidth, QPSK (99% BW)

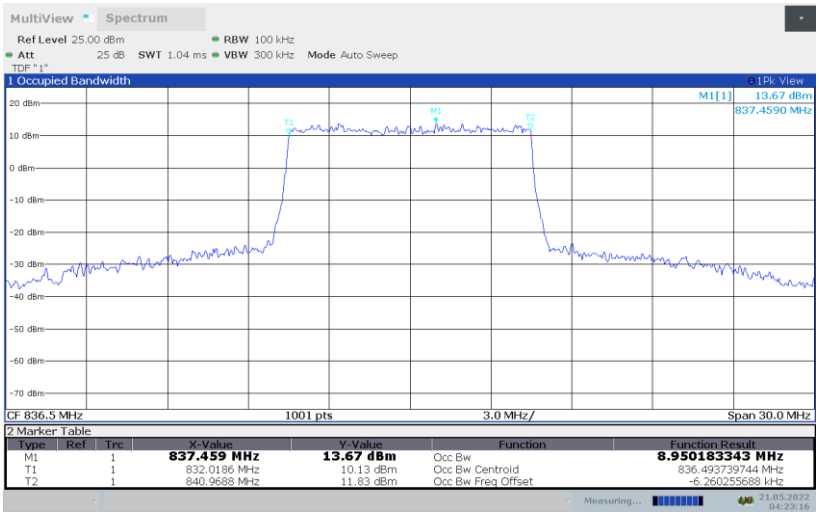

LTE band 5, 10MHz Bandwidth, 16QAM (99% BW)

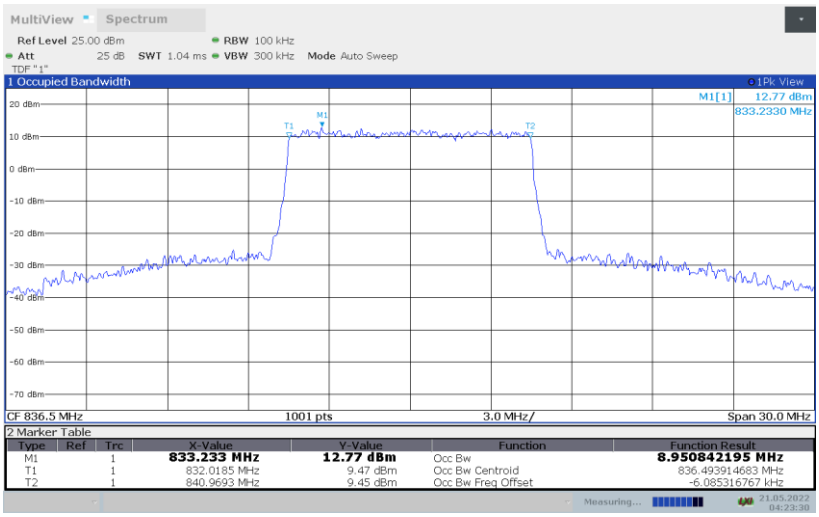

©Copyright. All rights reserved by SAICT.

LTE band 5, 10MHz Bandwidth, 64QAM (99% BW)

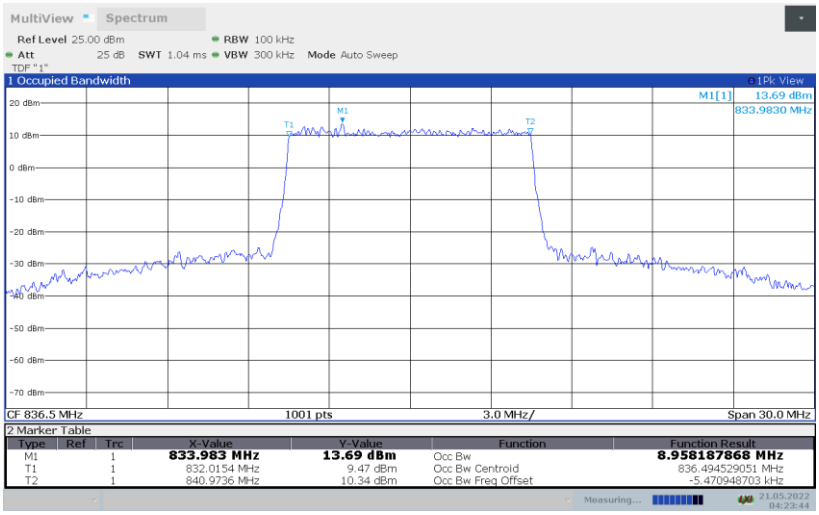

Note: Expanded measurement uncertainty is U = 3428Hz, k = 2

©Copyright. All rights reserved by SAICT.

LTE band 12, 1.4MHz (99% BW)

Frequency(MHz)	Occupied Bandwidth (99% BW)(MHz)		
707.5	QPSK	16QAM	64QAM
	1.087	1.083	1.0799

LTE band 12, 1.4MHz Bandwidth, QPSK (99% BW)

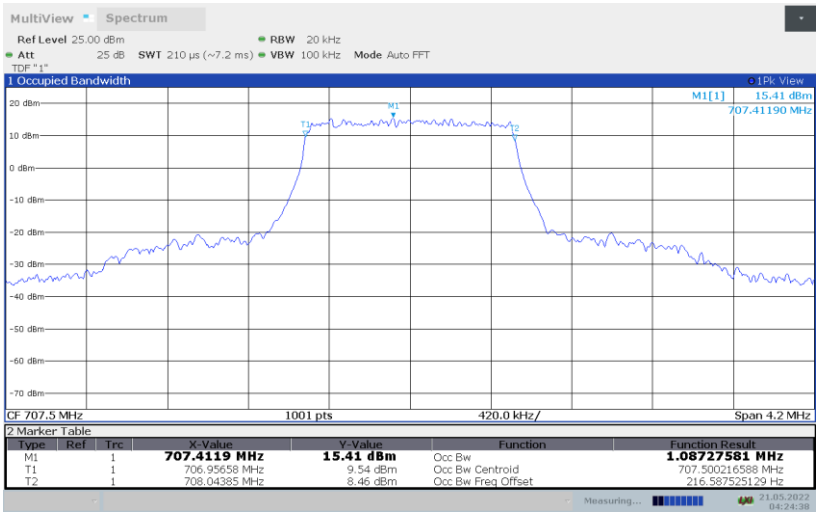

LTE band 12, 1.4MHz Bandwidth, 16QAM (99% BW)

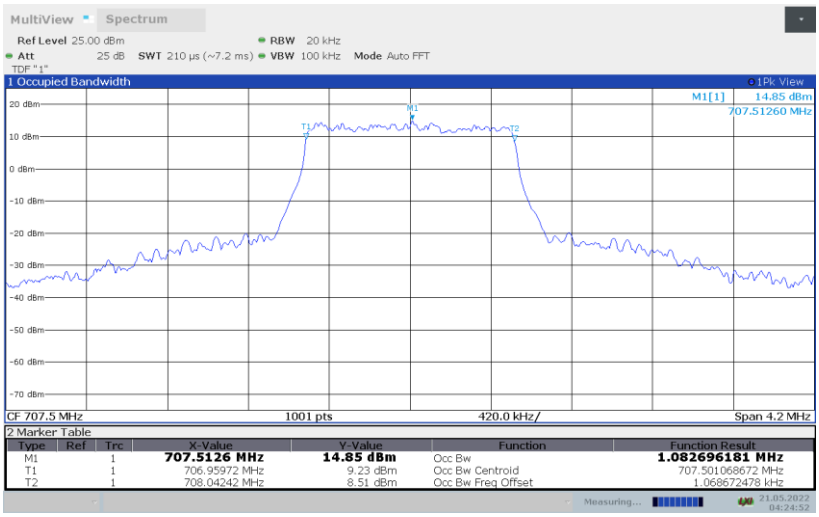

©Copyright. All rights reserved by SAICT.

LTE band 12, 1.4MHz Bandwidth, 64QAM (99% BW)

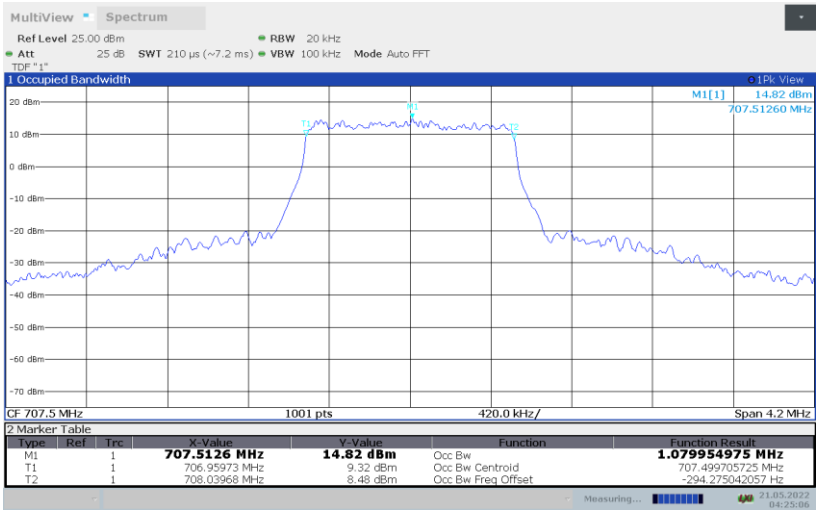

©Copyright. All rights reserved by SAICT.

LTE band 12, 3MHz (99% BW)

Frequency(MHz)	Occupied Bandwidth (99% BW)(MHz)		
707.5	QPSK	16QAM	64QAM
	2.681	2.674	2.677

LTE band 12, 3MHz Bandwidth, QPSK (99% BW)

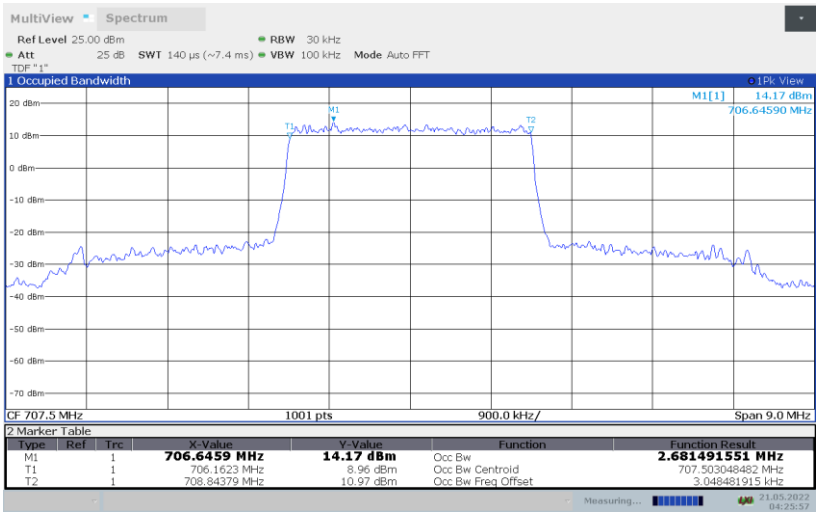

LTE band 12, 3MHz Bandwidth, 16QAM (99% BW)

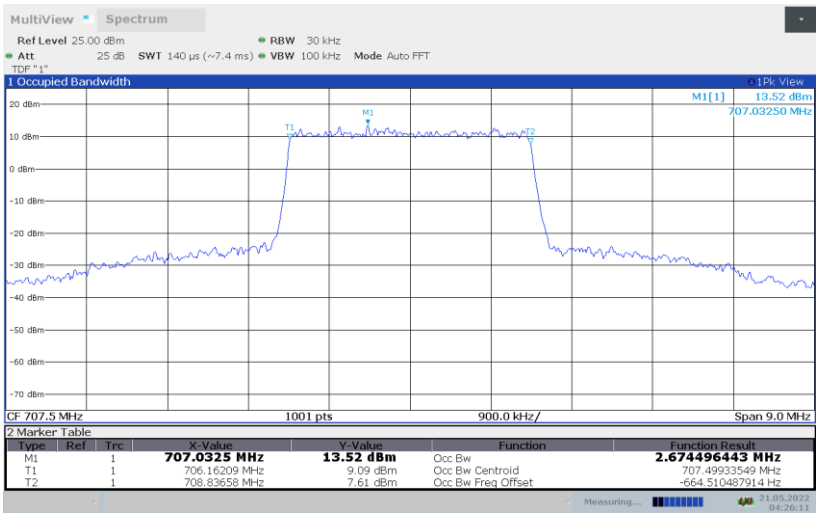

©Copyright. All rights reserved by SAICT.

LTE band 12, 3MHz Bandwidth, 64QAM (99% BW)

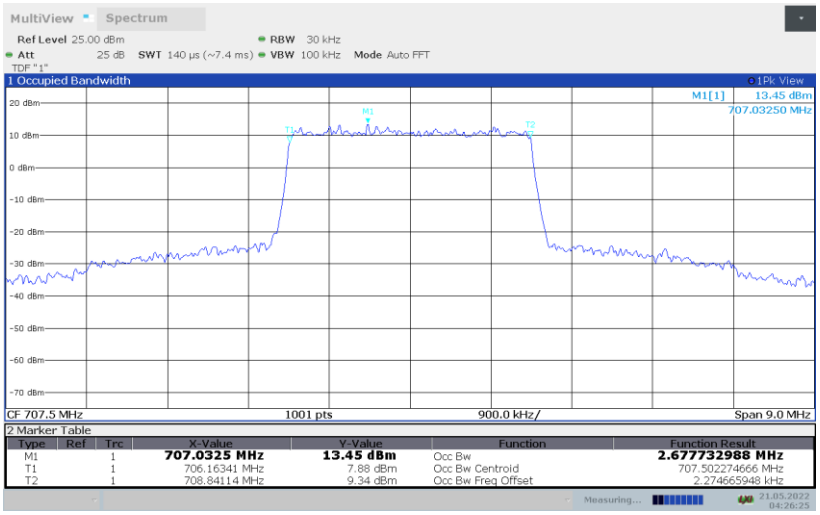

©Copyright. All rights reserved by SAICT.

LTE band 12, 5MHz (99% BW)

Frequency(MHz)	Occupied Bandwidth (99% BW)(MHz)		
707.5	QPSK	16QAM	64QAM
	4.492	4.480	4.480

LTE band 12, 5MHz Bandwidth, QPSK (99% BW)

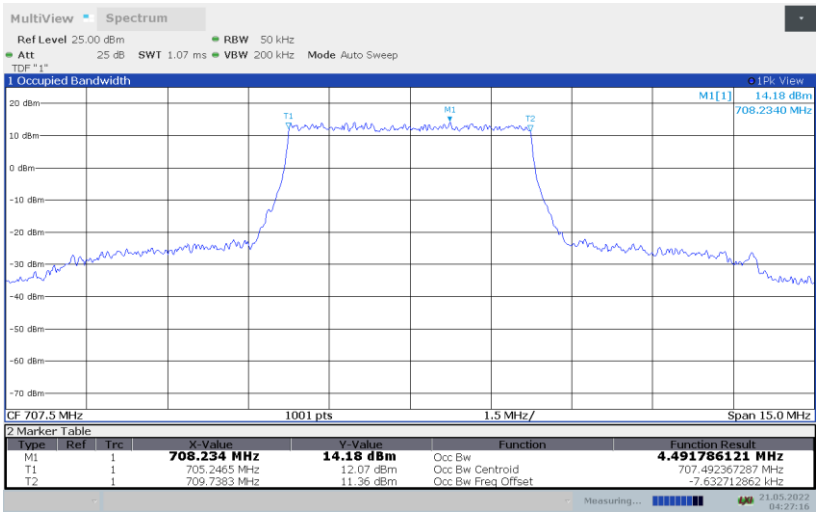

LTE band 12, 5MHz Bandwidth,16QAM (99% BW)

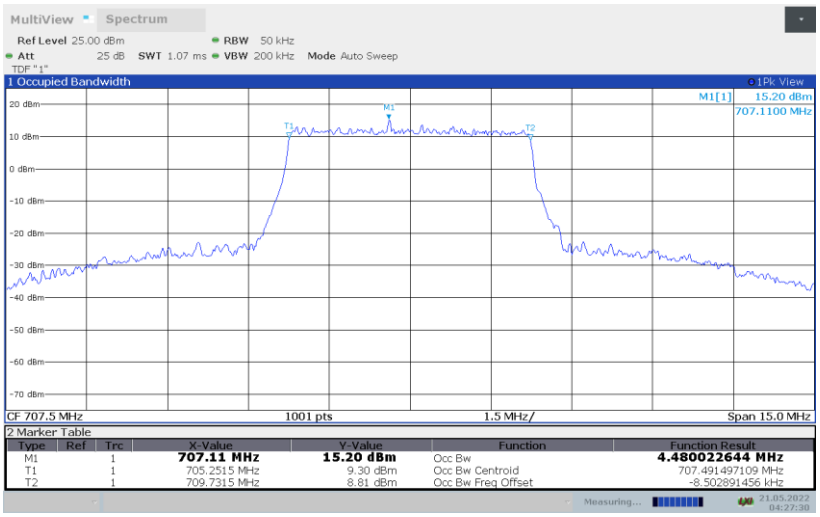

©Copyright. All rights reserved by SAICT.

LTE band 12, 5MHz Bandwidth,64QAM (99% BW)

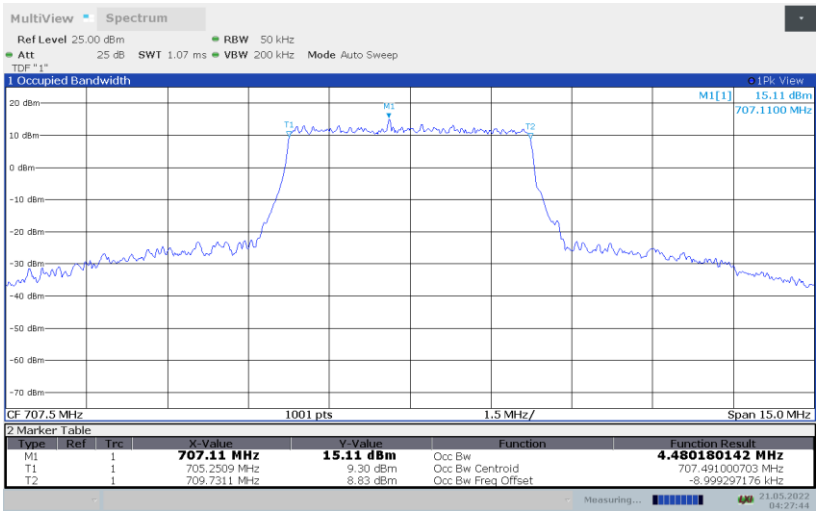

©Copyright. All rights reserved by SAICT.

LTE band 12, 10MHz (99% BW)

Frequency(MHz)	Occupied Bandwidth (99% BW)(MHz)		
707.5	QPSK	16QAM	64QAM
	8.976	8.960	8.954

LTE band 12, 10MHz Bandwidth, QPSK (99% BW)

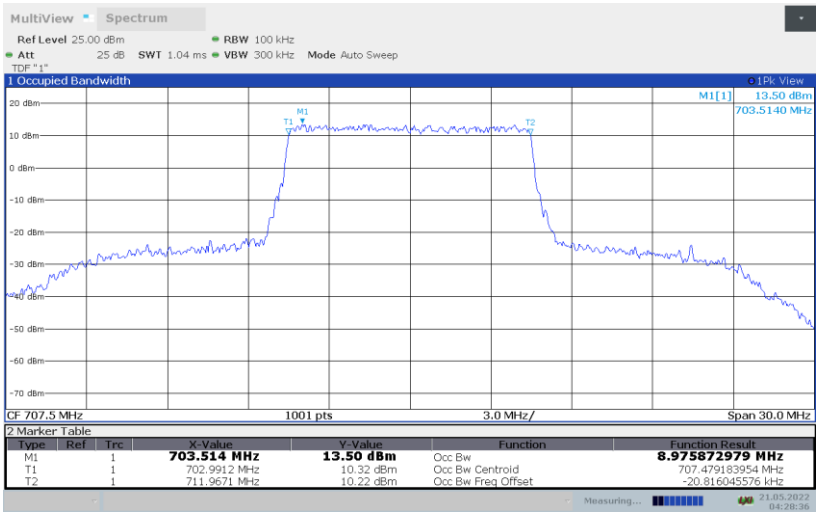

LTE band 12, 10MHz Bandwidth, 16QAM (99% BW)

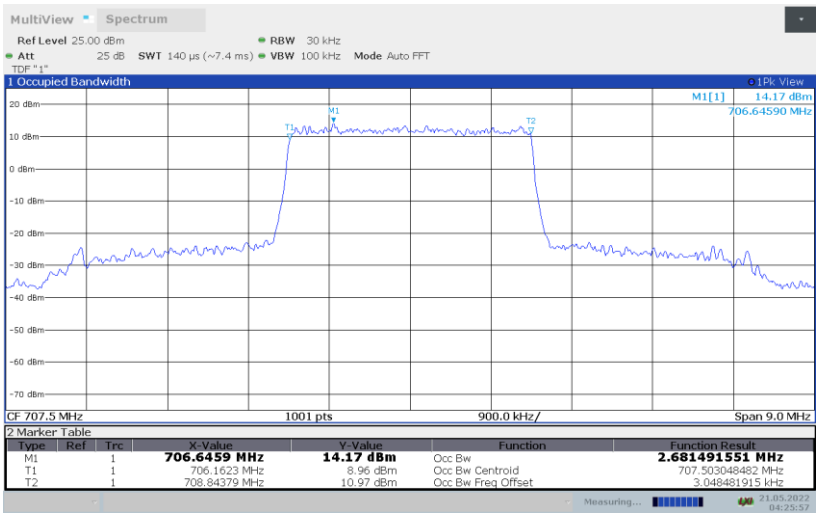

©Copyright. All rights reserved by SAICT.

LTE band 12, 10MHz Bandwidth, 64QAM (99% BW)

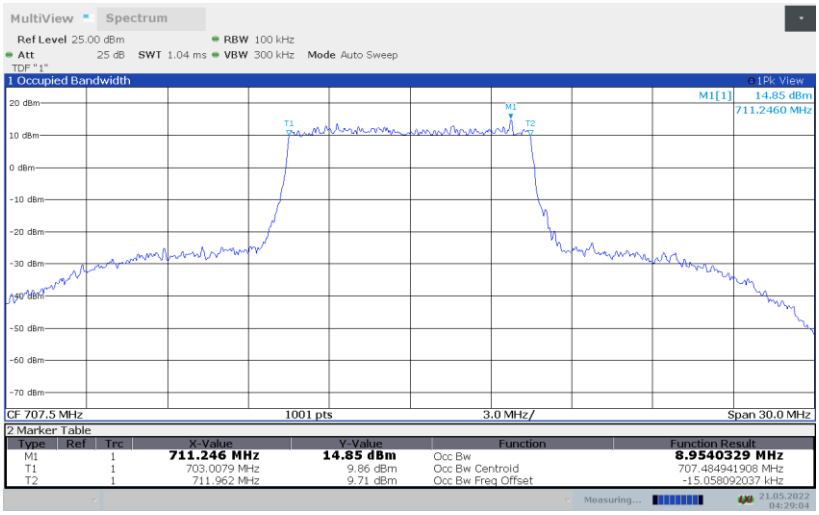

©Copyright. All rights reserved by SAICT.

LTE band 14,5MHz (99% BW)

Frequency(MHz)	Occupied Bandwidth (99% BW)(MHz)		
793	QPSK	16QAM	64QAM
	4.472	4.485	4.483

LTE band 14,5MHz Bandwidth, QPSK (99% BW)

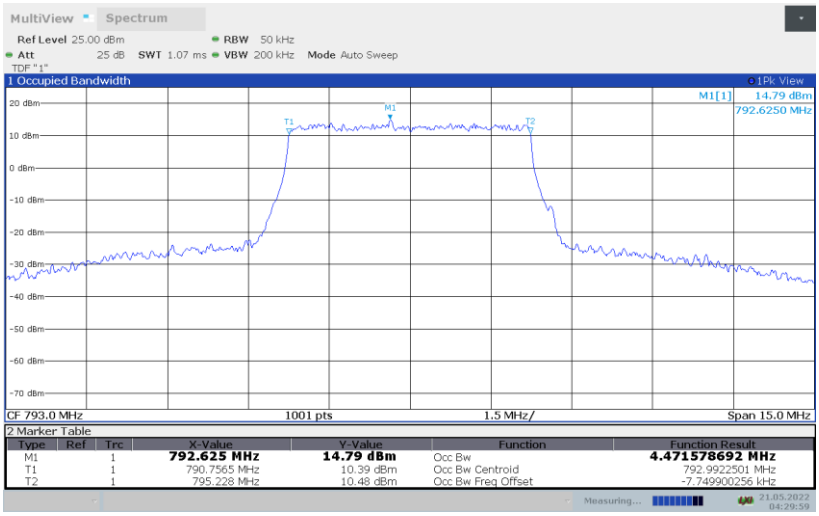

LTE band 14,5MHz Bandwidth, 16QAM (99% BW)

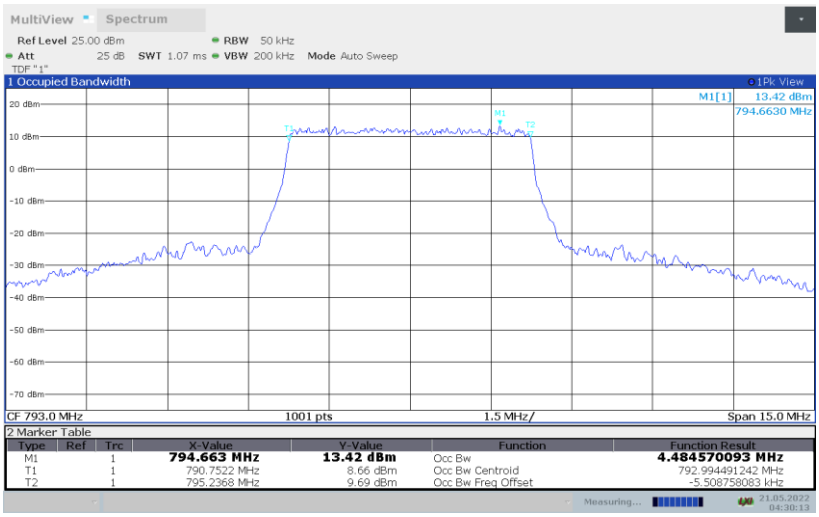

©Copyright. All rights reserved by SAICT.