n77H	60	30	3840	DFT	QPSK	Outer_Full	24.9	25.5
n77H	60	30	3840	DFT	16QAM	Inner_Full	25.03	25.63
n77H	60	30	3840	DFT	16QAM	Edge_1RB_Left	22.91	23.51
n77H	60	30	3840	DFT	16QAM	Edge_1RB_Right	22.37	22.97
n77H	60	30	3840	DFT	16QAM	Outer_Full	23.94	24.54
n77H	60	30	3840	DFT	64QAM	Inner_Full	23.55	24.15
n77H	60	30	3840	DFT	64QAM	Edge_1RB_Left	22.5	23.1
n77H	60	30	3840	DFT	64QAM	Edge_1RB_Right	21.98	22.58
n77H	60	30	3840	DFT	64QAM	Outer_Full	23.44	24.04
n77H	60	30	3840	DFT	256QAM	Inner_Full	21.64	22.24
n77H	60	30	3840	DFT	256QAM	Edge_1RB_Left	21.82	22.42
n77H	60	30	3840	DFT	256QAM	Edge_1RB_Right	21.35	21.95
n77H	60	30	3840	DFT	256QAM	Outer_Full	21.45	22.05
n77H	60	30	3949.98	DFT	pi/2 BPSK	Inner_Full	26.84	27.44
n77H	60	30	3949.98	DFT	pi/2 BPSK	Edge_1RB_Left	23.07	23.67
n77H	60	30	3949.98	DFT	pi/2 BPSK	Edge_1RB_Right	23.3	23.9
n77H	60	30	3949.98	DFT	pi/2 BPSK	Outer_Full	26.28	26.88
n77H	60	30	3949.98	DFT	QPSK	Inner_Full	26.76	27.36
n77H	60	30	3949.98	DFT	QPSK	Edge_1RB_Left	23	23.6
n77H	60	30	3949.98	DFT	QPSK	Edge_1RB_Right	23.31	23.91
n77H	60	30	3949.98	DFT	QPSK	Outer_Full	25.82	26.42
n77H	60	30	3949.98	DFT	16QAM	Inner_Full	25.79	26.39
n77H	60	30	3949.98	DFT	16QAM	Edge_1RB_Left	23.22	23.82
n77H	60	30	3949.98	DFT	16QAM	Edge_1RB_Right	23.47	24.07
n77H	60	30	3949.98	DFT	16QAM	Outer_Full	24.84	25.44
n77H	60	30	3949.98	DFT	64QAM	Inner_Full	24.4	25
n77H	60	30	3949.98	DFT	64QAM	Edge_1RB_Left	22.84	23.44
n77H	60	30	3949.98	DFT	64QAM	Edge_1RB_Right	23.06	23.66
n77H	60	30	3949.98	DFT	64QAM	Outer_Full	24.32	24.92
n77H	60	30	3949.98	DFT	256QAM	Inner_Full	22.44	23.04
n77H	60	30	3949.98	DFT	256QAM	Edge_1RB_Left	22.12	22.72
n77H	60	30	3949.98	DFT	256QAM	Edge_1RB_Right	22.42	23.02
n77H	60	30	3949.98	DFT	256QAM	Outer_Full	22.38	22.98
n77H	70	30	3735	DFT	pi/2 BPSK	Inner_Full	25.94	26.54
n77H	70	30	3735	DFT	pi/2 BPSK	Edge_1RB_Left	22.03	22.63
n77H	70	30	3735	DFT	pi/2 BPSK	Edge_1RB_Right	23.1	23.7
n77H	70	30	3735	DFT	pi/2 BPSK	Outer_Full	25.57	26.17
n77H	70	30	3735	DFT	QPSK	Inner_Full	25.9	26.5
n77H	70	30	3735	DFT	QPSK	Edge_1RB_Left	22.06	22.66
n77H	70	30	3735	DFT	QPSK	Edge_1RB_Right	23.11	23.71
n77H	70	30	3735	DFT	QPSK	Outer_Full	25.11	25.71

©Copyright. All rights reserved by CTTL.

n77H	70	30	3735	DFT	16QAM	Inner_Full	24.96	25.56
n77H	70	30	3735	DFT	16QAM	Edge_1RB_Left	22.22	22.82
n77H	70	30	3735	DFT	16QAM	Edge_1RB_Right	23.43	24.03
n77H	70	30	3735	DFT	16QAM	Outer_Full	24.15	24.75
n77H	70	30	3735	DFT	64QAM	Inner_Full	23.47	24.07
n77H	70	30	3735	DFT	64QAM	Edge_1RB_Left	21.84	22.44
n77H	70	30	3735	DFT	64QAM	Edge_1RB_Right	22.91	23.51
n77H	70	30	3735	DFT	64QAM	Outer_Full	23.59	24.19
n77H	70	30	3735	DFT	256QAM	Inner_Full	21.56	22.16
n77H	70	30	3735	DFT	256QAM	Edge_1RB_Left	21.16	21.76
n77H	70	30	3735	DFT	256QAM	Edge_1RB_Right	22.17	22.77
n77H	70	30	3735	DFT	256QAM	Outer_Full	21.69	22.29
n77H	70	30	3840	DFT	pi/2 BPSK	Inner_Full	26	26.6
n77H	70	30	3840	DFT	pi/2 BPSK	Edge_1RB_Left	23.02	23.62
n77H	70	30	3840	DFT	pi/2 BPSK	Edge_1RB_Right	22.41	23.01
n77H	70	30	3840	DFT	pi/2 BPSK	Outer_Full	25.44	26.04
n77H	70	30	3840	DFT	QPSK	Inner_Full	25.99	26.59
n77H	70	30	3840	DFT	QPSK	Edge_1RB_Left	23	23.6
n77H	70	30	3840	DFT	QPSK	Edge_1RB_Right	22.41	23.01
n77H	70	30	3840	DFT	QPSK	Outer_Full	24.95	25.55
n77H	70	30	3840	DFT	16QAM	Inner_Full	25.02	25.62
n77H	70	30	3840	DFT	16QAM	Edge_1RB_Left	23.13	23.73
n77H	70	30	3840	DFT	16QAM	Edge_1RB_Right	22.61	23.21
n77H	70	30	3840	DFT	16QAM	Outer_Full	23.95	24.55
n77H	70	30	3840	DFT	64QAM	Inner_Full	23.57	24.17
n77H	70	30	3840	DFT	64QAM	Edge_1RB_Left	22.84	23.44
n77H	70	30	3840	DFT	64QAM	Edge_1RB_Right	22.25	22.85
n77H	70	30	3840	DFT	64QAM	Outer_Full	23.47	24.07
n77H	70	30	3840	DFT	256QAM	Inner_Full	21.63	22.23
n77H	70	30	3840	DFT	256QAM	Edge_1RB_Left	22.16	22.76
n77H	70	30	3840	DFT	256QAM	Edge_1RB_Right	21.57	22.17
n77H	70	30	3840	DFT	256QAM	Outer_Full	21.58	22.18
n77H	70	30	3945	DFT	pi/2 BPSK	Inner_Full	26.8	27.4
n77H	70	30	3945	DFT	pi/2 BPSK	Edge_1RB_Left	22.51	23.11
n77H	70	30	3945	DFT	pi/2 BPSK	Edge_1RB_Right	23.33	23.93
n77H	70	30	3945	DFT	pi/2 BPSK	Outer_Full	26.21	26.81
n77H	70	30	3945	DFT	QPSK	Inner_Full	26.78	27.38
n77H	70	30	3945	DFT	QPSK	Edge_1RB_Left	22.49	23.09
n77H	70	30	3945	DFT	QPSK	Edge_1RB_Right	23.31	23.91
n77H	70	30	3945	DFT	QPSK	Outer_Full	25.68	26.28
n77H	70	30	3945	DFT	16QAM	Inner_Full	25.81	26.41

©Copyright. All rights reserved by CTTL.

n77H	70	30	3945	DFT	16QAM	Edge_1RB_Left	22.61	23.21
n77H	70	30	3945	DFT	16QAM	Edge_1RB_Right	23.25	23.85
n77H	70	30	3945	DFT	16QAM	Outer_Full	24.72	25.32
n77H	70	30	3945	DFT	64QAM	Inner_Full	24.3	24.9
n77H	70	30	3945	DFT	64QAM	Edge_1RB_Left	22.33	22.93
n77H	70	30	3945	DFT	64QAM	Edge_1RB_Right	23.09	23.69
n77H	70	30	3945	DFT	64QAM	Outer_Full	24.25	24.85
n77H	70	30	3945	DFT	256QAM	Inner_Full	22.45	23.05
n77H	70	30	3945	DFT	256QAM	Edge_1RB_Left	21.65	22.25
n77H	70	30	3945	DFT	256QAM	Edge_1RB_Right	22.41	23.01
n77H	70	30	3945	DFT	256QAM	Outer_Full	22.32	22.92
n77H	80	30	3740.01	DFT	pi/2 BPSK	Inner_Full	26.15	26.75
n77H	80	30	3740.01	DFT	pi/2 BPSK	Edge_1RB_Left	22.15	22.75
n77H	80	30	3740.01	DFT	pi/2 BPSK	Edge_1RB_Right	23.22	23.82
n77H	80	30	3740.01	DFT	pi/2 BPSK	Outer_Full	25.75	26.35
n77H	80	30	3740.01	DFT	QPSK	Inner_Full	26.2	26.8
n77H	80	30	3740.01	DFT	QPSK	Edge_1RB_Left	22.19	22.79
n77H	80	30	3740.01	DFT	QPSK	Edge_1RB_Right	23.27	23.87
n77H	80	30	3740.01	DFT	QPSK	Outer_Full	25.28	25.88
n77H	80	30	3740.01	DFT	16QAM	Inner_Full	25.22	25.82
n77H	80	30	3740.01	DFT	16QAM	Edge_1RB_Left	22.49	23.09
n77H	80	30	3740.01	DFT	16QAM	Edge_1RB_Right	23.46	24.06
n77H	80	30	3740.01	DFT	16QAM	Outer_Full	24.26	24.86
n77H	80	30	3740.01	DFT	64QAM	Inner_Full	23.75	24.35
n77H	80	30	3740.01	DFT	64QAM	Edge_1RB_Left	21.98	22.58
n77H	80	30	3740.01	DFT	64QAM	Edge_1RB_Right	23.04	23.64
n77H	80	30	3740.01	DFT	64QAM	Outer_Full	23.82	24.42
n77H	80	30	3740.01	DFT	256QAM	Inner_Full	21.82	22.42
n77H	80	30	3740.01	DFT	256QAM	Edge_1RB_Left	21.22	21.82
n77H	80	30	3740.01	DFT	256QAM	Edge_1RB_Right	22.38	22.98
n77H	80	30	3740.01	DFT	256QAM	Outer_Full	21.84	22.44
n77H	80	30	3840	DFT	pi/2 BPSK	Inner_Full	25.96	26.56
n77H	80	30	3840	DFT	pi/2 BPSK	Edge_1RB_Left	23.06	23.66
n77H	80	30	3840	DFT	pi/2 BPSK	Edge_1RB_Right	22.63	23.23
n77H	80	30	3840	DFT	pi/2 BPSK	Outer_Full	25.49	26.09
n77H	80	30	3840	DFT	QPSK	Inner_Full	25.97	26.57
n77H	80	30	3840	DFT	QPSK	Edge_1RB_Left	23.17	23.77
n77H	80	30	3840	DFT	QPSK	Edge_1RB_Right	22.64	23.24
n77H	80	30	3840	DFT	QPSK	Outer_Full	25	25.6
n77H	80	30	3840	DFT	16QAM	Inner_Full	24.99	25.59
n77H	80	30	3840	DFT	16QAM	Edge_1RB_Left	23.44	24.04

©Copyright. All rights reserved by CTTL.

n77H	80	30	3840	DFT	16QAM	Edge_1RB_Right	22.83	23.43
n77H	80	30	3840	DFT	16QAM	Outer_Full	24	24.6
n77H	80	30	3840	DFT	64QAM	Inner_Full	23.53	24.13
n77H	80	30	3840	DFT	64QAM	Edge_1RB_Left	22.88	23.48
n77H	80	30	3840	DFT	64QAM	Edge_1RB_Right	22.44	23.04
n77H	80	30	3840	DFT	64QAM	Outer_Full	23.49	24.09
n77H	80	30	3840	DFT	256QAM	Inner_Full	21.59	22.19
n77H	80	30	3840	DFT	256QAM	Edge_1RB_Left	22.33	22.93
n77H	80	30	3840	DFT	256QAM	Edge_1RB_Right	21.8	22.4
n77H	80	30	3840	DFT	256QAM	Outer_Full	21.54	22.14
n77H	80	30	3939.99	DFT	pi/2 BPSK	Inner_Full	26.84	27.44
n77H	80	30	3939.99	DFT	pi/2 BPSK	Edge_1RB_Left	22.32	22.92
n77H	80	30	3939.99	DFT	pi/2 BPSK	Edge_1RB_Right	23.3	23.9
n77H	80	30	3939.99	DFT	pi/2 BPSK	Outer_Full	26.14	26.74
n77H	80	30	3939.99	DFT	QPSK	Inner_Full	26.85	27.45
n77H	80	30	3939.99	DFT	QPSK	Edge_1RB_Left	22.33	22.93
n77H	80	30	3939.99	DFT	QPSK	Edge_1RB_Right	23.28	23.88
n77H	80	30	3939.99	DFT	QPSK	Outer_Full	25.63	26.23
n77H	80	30	3939.99	DFT	16QAM	Inner_Full	25.81	26.41
n77H	80	30	3939.99	DFT	16QAM	Edge_1RB_Left	22.64	23.24
n77H	80	30	3939.99	DFT	16QAM	Edge_1RB_Right	23.26	23.86
n77H	80	30	3939.99	DFT	16QAM	Outer_Full	24.65	25.25
n77H	80	30	3939.99	DFT	64QAM	Inner_Full	24.35	24.95
n77H	80	30	3939.99	DFT	64QAM	Edge_1RB_Left	22.11	22.71
n77H	80	30	3939.99	DFT	64QAM	Edge_1RB_Right	23.11	23.71
n77H	80	30	3939.99	DFT	64QAM	Outer_Full	24.18	24.78
n77H	80	30	3939.99	DFT	256QAM	Inner_Full	22.48	23.08
n77H	80	30	3939.99	DFT	256QAM	Edge_1RB_Left	21.43	22.03
n77H	80	30	3939.99	DFT	256QAM	Edge_1RB_Right	22.32	22.92
n77H	80	30	3939.99	DFT	256QAM	Outer_Full	22.26	22.86
n77H	90	30	3745.02	DFT	pi/2 BPSK	Inner_Full	26.2	26.8
n77H	90	30	3745.02	DFT	pi/2 BPSK	Edge_1RB_Left	22.05	22.65
n77H	90	30	3745.02	DFT	pi/2 BPSK	Edge_1RB_Right	23.28	23.88
n77H	90	30	3745.02	DFT	pi/2 BPSK	Outer_Full	25.74	26.34
n77H	90	30	3745.02	DFT	QPSK	Inner_Full	26.2	26.8
n77H	90	30	3745.02	DFT	QPSK	Edge_1RB_Left	22.07	22.67
n77H	90	30	3745.02	DFT	QPSK	Edge_1RB_Right	23.25	23.85
n77H	90	30	3745.02	DFT	QPSK	Outer_Full	25.21	25.81
n77H	90	30	3745.02	DFT	16QAM	Inner_Full	25.26	25.86
n77H	90	30	3745.02	DFT	16QAM	Edge_1RB_Left	22.32	22.92
n77H	90	30	3745.02	DFT	16QAM	Edge_1RB_Right	23.42	24.02

©Copyright. All rights reserved by CTTL.

n77H	90	30	3745.02	DFT	16QAM	Outer_Full	24.28	24.88
n77H	90	30	3745.02	DFT	64QAM	Inner_Full	23.76	24.36
n77H	90	30	3745.02	DFT	64QAM	Edge_1RB_Left	21.92	22.52
n77H	90	30	3745.02	DFT	64QAM	Edge_1RB_Right	23.07	23.67
n77H	90	30	3745.02	DFT	64QAM	Outer_Full	23.74	24.34
n77H	90	30	3745.02	DFT	256QAM	Inner_Full	21.91	22.51
n77H	90	30	3745.02	DFT	256QAM	Edge_1RB_Left	21.14	21.74
n77H	90	30	3745.02	DFT	256QAM	Edge_1RB_Right	22.35	22.95
n77H	90	30	3745.02	DFT	256QAM	Outer_Full	21.83	22.43
n77H	90	30	3840	DFT	pi/2 BPSK	Inner_Full	25.98	26.58
n77H	90	30	3840	DFT	pi/2 BPSK	Edge_1RB_Left	23.11	23.71
n77H	90	30	3840	DFT	pi/2 BPSK	Edge_1RB_Right	22.68	23.28
n77H	90	30	3840	DFT	pi/2 BPSK	Outer_Full	25.54	26.14
n77H	90	30	3840	DFT	QPSK	Inner_Full	25.94	26.54
n77H	90	30	3840	DFT	QPSK	Edge_1RB_Left	23.18	23.78
n77H	90	30	3840	DFT	QPSK	Edge_1RB_Right	22.71	23.31
n77H	90	30	3840	DFT	QPSK	Outer_Full	25	25.6
n77H	90	30	3840	DFT	16QAM	Inner_Full	24.94	25.54
n77H	90	30	3840	DFT	16QAM	Edge_1RB_Left	23.33	23.93
n77H	90	30	3840	DFT	16QAM	Edge_1RB_Right	22.94	23.54
n77H	90	30	3840	DFT	16QAM	Outer_Full	24.01	24.61
n77H	90	30	3840	DFT	64QAM	Inner_Full	23.45	24.05
n77H	90	30	3840	DFT	64QAM	Edge_1RB_Left	22.86	23.46
n77H	90	30	3840	DFT	64QAM	Edge_1RB_Right	22.54	23.14
n77H	90	30	3840	DFT	64QAM	Outer_Full	23.56	24.16
n77H	90	30	3840	DFT	256QAM	Inner_Full	21.51	22.11
n77H	90	30	3840	DFT	256QAM	Edge_1RB_Left	22.29	22.89
n77H	90	30	3840	DFT	256QAM	Edge_1RB_Right	21.86	22.46
n77H	90	30	3840	DFT	256QAM	Outer_Full	21.65	22.25
n77H	90	30	3934.98	DFT	pi/2 BPSK	Inner_Full	26.83	27.43
n77H	90	30	3934.98	DFT	pi/2 BPSK	Edge_1RB_Left	22.63	23.23
n77H	90	30	3934.98	DFT	pi/2 BPSK	Edge_1RB_Right	23.16	23.76
n77H	90	30	3934.98	DFT	pi/2 BPSK	Outer_Full	26.11	26.71
n77H	90	30	3934.98	DFT	QPSK	Inner_Full	26.8	27.4
n77H	90	30	3934.98	DFT	QPSK	Edge_1RB_Left	22.55	23.15
n77H	90	30	3934.98	DFT	QPSK	Edge_1RB_Right	23.17	23.77
n77H	90	30	3934.98	DFT	QPSK	Outer_Full	25.63	26.23
n77H	90	30	3934.98	DFT	16QAM	Inner_Full	25.86	26.46
n77H	90	30	3934.98	DFT	16QAM	Edge_1RB_Left	22.72	23.32
n77H	90	30	3934.98	DFT	16QAM	Edge_1RB_Right	23.39	23.99
n77H	90	30	3934.98	DFT	16QAM	Outer_Full	24.68	25.28

©Copyright. All rights reserved by CTTL.

n77H	90	30	3934.98	DFT	64QAM	Inner_Full	24.35	24.95
n77H	90	30	3934.98	DFT	64QAM	Edge_1RB_Left	22.39	22.99
n77H	90	30	3934.98	DFT	64QAM	Edge_1RB_Right	22.92	23.52
n77H	90	30	3934.98	DFT	64QAM	Outer_Full	24.12	24.72
n77H	90	30	3934.98	DFT	256QAM	Inner_Full	22.47	23.07
n77H	90	30	3934.98	DFT	256QAM	Edge_1RB_Left	21.69	22.29
n77H	90	30	3934.98	DFT	256QAM	Edge_1RB_Right	22.23	22.83
n77H	90	30	3934.98	DFT	256QAM	Outer_Full	22.18	22.78
n77H	100	30	3750	DFT	pi/2 BPSK	Inner_Full	26.34	26.94
n77H	100	30	3750	DFT	pi/2 BPSK	Edge_1RB_Left	22.06	22.66
n77H	100	30	3750	DFT	pi/2 BPSK	Edge_1RB_Right	23.16	23.76
n77H	100	30	3750	DFT	pi/2 BPSK	Outer_Full	25.78	26.38
n77H	100	30	3750	DFT	QPSK	Inner_Full	26.34	26.94
n77H	100	30	3750	DFT	QPSK	Edge_1RB_Left	22.07	22.67
n77H	100	30	3750	DFT	QPSK	Edge_1RB_Right	23.2	23.8
n77H	100	30	3750	DFT	QPSK	Outer_Full	25.26	25.86
n77H	100	30	3750	DFT	16QAM	Inner_Full	25.33	25.93
n77H	100	30	3750	DFT	16QAM	Edge_1RB_Left	22.21	22.81
n77H	100	30	3750	DFT	16QAM	Edge_1RB_Right	23.26	23.86
n77H	100	30	3750	DFT	16QAM	Outer_Full	24.31	24.91
n77H	100	30	3750	DFT	64QAM	Inner_Full	23.89	24.49
n77H	100	30	3750	DFT	64QAM	Edge_1RB_Left	21.92	22.52
n77H	100	30	3750	DFT	64QAM	Edge_1RB_Right	22.85	23.45
n77H	100	30	3750	DFT	64QAM	Outer_Full	23.77	24.37
n77H	100	30	3750	DFT	256QAM	Inner_Full	21.99	22.59
n77H	100	30	3750	DFT	256QAM	Edge_1RB_Left	21.18	21.78
n77H	100	30	3750	DFT	256QAM	Edge_1RB_Right	22.34	22.94
n77H	100	30	3750	DFT	256QAM	Outer_Full	21.89	22.49
n77H	100	30	3840	DFT	pi/2 BPSK	Inner_Full	25.95	26.55
n77H	100	30	3840	DFT	pi/2 BPSK	Edge_1RB_Left	23.2	23.8
n77H	100	30	3840	DFT	pi/2 BPSK	Edge_1RB_Right	22.54	23.14
n77H	100	30	3840	DFT	pi/2 BPSK	Outer_Full	25.59	26.19
n77H	100	30	3840	DFT	QPSK	Inner_Full	25.89	26.49
n77H	100	30	3840	DFT	QPSK	Edge_1RB_Left	23.18	23.78
n77H	100	30	3840	DFT	QPSK	Edge_1RB_Right	22.54	23.14
n77H	100	30	3840	DFT	QPSK	Outer_Full	25.08	25.68
n77H	100	30	3840	DFT	16QAM	Inner_Full	24.89	25.49
n77H	100	30	3840	DFT	16QAM	Edge_1RB_Left	23.25	23.85
n77H	100	30	3840	DFT	16QAM	Edge_1RB_Right	22.66	23.26
n77H	100	30	3840	DFT	16QAM	Outer_Full	24.07	24.67
n77H	100	30	3840	DFT	64QAM	Inner_Full	23.5	24.1

©Copyright. All rights reserved by CTTL.

n77H	100	30	3840	DFT	64QAM	Edge_1RB_Left	22.88	23.48
n77H	100	30	3840	DFT	64QAM	Edge_1RB_Right	22.38	22.98
n77H	100	30	3840	DFT	64QAM	Outer_Full	23.64	24.24
n77H	100	30	3840	DFT	256QAM	Inner_Full	21.56	22.16
n77H	100	30	3840	DFT	256QAM	Edge_1RB_Left	22.23	22.83
n77H	100	30	3840	DFT	256QAM	Edge_1RB_Right	21.76	22.36
n77H	100	30	3840	DFT	256QAM	Outer_Full	21.67	22.27
n77H	100	30	3840	CP	QPSK	Inner_Full	24.41	25.01
n77H	100	30	3840	CP	QPSK	Edge_1RB_Left	23.09	23.69
n77H	100	30	3840	CP	QPSK	Edge_1RB_Right	22.61	23.21
n77H	100	30	3840	CP	QPSK	Outer_Full	23.08	23.68
n77H	100	30	3840	CP	16QAM	Inner_Full	23.93	24.53
n77H	100	30	3840	CP	16QAM	Edge_1RB_Left	23.09	23.69
n77H	100	30	3840	CP	16QAM	Edge_1RB_Right	22.61	23.21
n77H	100	30	3840	CP	16QAM	Outer_Full	23.07	23.67
n77H	100	30	3840	CP	64QAM	Inner_Full	22.46	23.06
n77H	100	30	3840	CP	64QAM	Edge_1RB_Left	22.64	23.24
n77H	100	30	3840	CP	64QAM	Edge_1RB_Right	22.33	22.93
n77H	100	30	3840	CP	64QAM	Outer_Full	22.6	23.2
n77H	100	30	3840	CP	256QAM	Inner_Full	19.54	20.14
n77H	100	30	3840	CP	256QAM	Edge_1RB_Left	20.35	20.95
n77H	100	30	3840	CP	256QAM	Edge_1RB_Right	19.89	20.49
n77H	100	30	3840	CP	256QAM	Outer_Full	19.67	20.27
n77H	100	30	3930	DFT	pi/2 BPSK	Inner_Full	26.65	27.25
n77H	100	30	3930	DFT	pi/2 BPSK	Edge_1RB_Left	22.85	23.45
n77H	100	30	3930	DFT	pi/2 BPSK	Edge_1RB_Right	23.2	23.8
n77H	100	30	3930	DFT	pi/2 BPSK	Outer_Full	26.02	26.62
n77H	100	30	3930	DFT	QPSK	Inner_Full	26.65	27.25
n77H	100	30	3930	DFT	QPSK	Edge_1RB_Left	22.79	23.39
n77H	100	30	3930	DFT	QPSK	Edge_1RB_Right	23.21	23.81
n77H	100	30	3930	DFT	QPSK	Outer_Full	25.48	26.08
n77H	100	30	3930	DFT	16QAM	Inner_Full	25.63	26.23
n77H	100	30	3930	DFT	16QAM	Edge_1RB_Left	22.89	23.49
n77H	100	30	3930	DFT	16QAM	Edge_1RB_Right	23.17	23.77
n77H	100	30	3930	DFT	16QAM	Outer_Full	24.5	25.1
n77H	100	30	3930	DFT	64QAM	Inner_Full	24.2	24.8
n77H	100	30	3930	DFT	64QAM	Edge_1RB_Left	22.55	23.15
n77H	100	30	3930	DFT	64QAM	Edge_1RB_Right	22.99	23.59
n77H	100	30	3930	DFT	64QAM	Outer_Full	24.01	24.61
n77H	100	30	3930	DFT	256QAM	Inner_Full	22.28	22.88
n77H	100	30	3930	DFT	256QAM	Edge_1RB_Left	21.83	22.43

©Copyright. All rights reserved by CTTL.

n77H	100	30	3930	DFT	256QAM	Edge_1RB_Right	22.3	22.9
n77H	100	30	3930	DFT	256QAM	Outer_Full	22.09	22.69

©Copyright. All rights reserved by CTTL.

NR n77H ANT1-EIRP

BAND	BW(MHz)	SCS(kHz)	FREQ(MHz)	OFDM	MODULATION	RB LOCATION	Conducted Power (dBm)	EIRP(dBm) (Gt - Lc = -0.2)
n77H	100	30	3840	DFT	pi/2 BPSK	Inner_Full	24.62	24.42
n77H	100	30	3840	DFT	pi/2 BPSK	Edge_1RB_Left	21.48	21.28
n77H	100	30	3840	DFT	pi/2 BPSK	Edge_1RB_Right	20.79	20.59
n77H	100	30	3840	DFT	pi/2 BPSK	Outer_Full	24.15	23.95
n77H	100	30	3840	DFT	QPSK	Inner_Full	24.6	24.4
n77H	100	30	3840	DFT	QPSK	Edge_1RB_Left	21.46	21.26
n77H	100	30	3840	DFT	QPSK	Edge_1RB_Right	20.82	20.62
n77H	100	30	3840	DFT	QPSK	Outer_Full	23.65	23.45
n77H	100	30	3840	DFT	16QAM	Inner_Full	23.59	23.39
n77H	100	30	3840	DFT	16QAM	Edge_1RB_Left	21.44	21.24
n77H	100	30	3840	DFT	16QAM	Edge_1RB_Right	21.01	20.81
n77H	100	30	3840	DFT	16QAM	Outer_Full	22.62	22.42
n77H	100	30	3840	DFT	64QAM	Inner_Full	22.15	21.95
n77H	100	30	3840	DFT	64QAM	Edge_1RB_Left	21.31	21.11
n77H	100	30	3840	DFT	64QAM	Edge_1RB_Right	20.67	20.47
n77H	100	30	3840	DFT	64QAM	Outer_Full	22.17	21.97
n77H	100	30	3840	DFT	256QAM	Inner_Full	20.21	20.01
n77H	100	30	3840	DFT	256QAM	Edge_1RB_Left	20.41	20.21
n77H	100	30	3840	DFT	256QAM	Edge_1RB_Right	19.97	19.77
n77H	100	30	3840	DFT	256QAM	Outer_Full	20.18	19.98
n77H	100	30	3840	CP	QPSK	Inner_Full	23.03	22.83
n77H	100	30	3840	CP	QPSK	Edge_1RB_Left	21.37	21.17
n77H	100	30	3840	CP	QPSK	Edge_1RB_Right	20.9	20.7
n77H	100	30	3840	CP	QPSK	Outer_Full	21.62	21.42
n77H	100	30	3840	CP	16QAM	Inner_Full	22.59	22.39
n77H	100	30	3840	CP	16QAM	Edge_1RB_Left	21.48	21.28
n77H	100	30	3840	CP	16QAM	Edge_1RB_Right	20.94	20.74
n77H	100	30	3840	CP	16QAM	Outer_Full	21.54	21.34
n77H	100	30	3840	CP	64QAM	Inner_Full	21.09	20.89
n77H	100	30	3840	CP	64QAM	Edge_1RB_Left	21.18	20.98
n77H	100	30	3840	CP	64QAM	Edge_1RB_Right	20.54	20.34
n77H	100	30	3840	CP	64QAM	Outer_Full	21.14	20.94
n77H	100	30	3840	CP	256QAM	Inner_Full	18.11	17.91
n77H	100	30	3840	CP	256QAM	Edge_1RB_Left	18.36	18.16
n77H	100	30	3840	CP	256QAM	Edge_1RB_Right	18.13	17.93
n77H	100	30	3840	CP	256QAM	Outer_Full	18.19	17.99

©Copyright. All rights reserved by CTTL.

NR n77H ANT2-EIRP

BAND	BW(MHz)	SCS(kHz)	FREQ(MHz)	OFDM	MODULATION	RB LOCATION	Conducted Power (dBm)	EIRP(dBm) (Gt - Lc = -1.8)
n77H	100	30	3840	DFT	pi/2 BPSK	Inner_Full	24.17	22.37
n77H	100	30	3840	DFT	pi/2 BPSK	Edge_1RB_Left	20.09	18.29
n77H	100	30	3840	DFT	pi/2 BPSK	Edge_1RB_Right	21.35	19.55
n77H	100	30	3840	DFT	pi/2 BPSK	Outer_Full	23.85	22.05
n77H	100	30	3840	DFT	QPSK	Inner_Full	24.11	22.31
n77H	100	30	3840	DFT	QPSK	Edge_1RB_Left	20.03	18.23
n77H	100	30	3840	DFT	QPSK	Edge_1RB_Right	21.41	19.61
n77H	100	30	3840	DFT	QPSK	Outer_Full	23.38	21.58
n77H	100	30	3840	DFT	16QAM	Inner_Full	23.15	21.35
n77H	100	30	3840	DFT	16QAM	Edge_1RB_Left	20.29	18.49
n77H	100	30	3840	DFT	16QAM	Edge_1RB_Right	21.33	19.53
n77H	100	30	3840	DFT	16QAM	Outer_Full	22.38	20.58
n77H	100	30	3840	DFT	64QAM	Inner_Full	21.75	19.95
n77H	100	30	3840	DFT	64QAM	Edge_1RB_Left	19.84	18.04
n77H	100	30	3840	DFT	64QAM	Edge_1RB_Right	21.14	19.34
n77H	100	30	3840	DFT	64QAM	Outer_Full	21.89	20.09
n77H	100	30	3840	DFT	256QAM	Inner_Full	19.79	17.99
n77H	100	30	3840	DFT	256QAM	Edge_1RB_Left	19.14	17.34
n77H	100	30	3840	DFT	256QAM	Edge_1RB_Right	20.42	18.62
n77H	100	30	3840	DFT	256QAM	Outer_Full	19.95	18.15
n77H	100	30	3840	CP	QPSK	Inner_Full	22.65	20.85
n77H	100	30	3840	CP	QPSK	Edge_1RB_Left	20.12	18.32
n77H	100	30	3840	CP	QPSK	Edge_1RB_Right	21.38	19.58
n77H	100	30	3840	CP	QPSK	Outer_Full	21.31	19.51
n77H	100	30	3840	CP	16QAM	Inner_Full	22.2	20.4
n77H	100	30	3840	CP	16QAM	Edge_1RB_Left	20.07	18.27
n77H	100	30	3840	CP	16QAM	Edge_1RB_Right	21.33	19.53
n77H	100	30	3840	CP	16QAM	Outer_Full	21.27	19.47
n77H	100	30	3840	CP	64QAM	Inner_Full	20.72	18.92
n77H	100	30	3840	CP	64QAM	Edge_1RB_Left	19.69	17.89
n77H	100	30	3840	CP	64QAM	Edge_1RB_Right	21.11	19.31
n77H	100	30	3840	CP	64QAM	Outer_Full	20.84	19.04
n77H	100	30	3840	CP	256QAM	Inner_Full	17.81	16.01
n77H	100	30	3840	CP	256QAM	Edge_1RB_Left	17.19	15.39
n77H	100	30	3840	CP	256QAM	Edge_1RB_Right	18.46	16.66
n77H	100	30	3840	CP	256QAM	Outer_Full	17.95	16.15

©Copyright. All rights reserved by CTTL.

NR n77H ANT6-EIRP

BAND	BW(MHz)	SCS(kHz)	FREQ(MHz)	OFDM	MODULATION	RB LOCATION	Conducted Power (dBm)	EIRP(dBm) (Gt - Lc = -1.6)
n77H	100	30	3840	DFT	pi/2 BPSK	Inner_Full	22.23	20.63
n77H	100	30	3840	DFT	pi/2 BPSK	Edge_1RB_Left	18.52	16.92
n77H	100	30	3840	DFT	pi/2 BPSK	Edge_1RB_Right	18.68	17.08
n77H	100	30	3840	DFT	pi/2 BPSK	Outer_Full	21.69	20.09
n77H	100	30	3840	DFT	QPSK	Inner_Full	22.2	20.6
n77H	100	30	3840	DFT	QPSK	Edge_1RB_Left	18.54	16.94
n77H	100	30	3840	DFT	QPSK	Edge_1RB_Right	18.65	17.05
n77H	100	30	3840	DFT	QPSK	Outer_Full	21.26	19.66
n77H	100	30	3840	DFT	16QAM	Inner_Full	21.19	19.59
n77H	100	30	3840	DFT	16QAM	Edge_1RB_Left	18.79	17.19
n77H	100	30	3840	DFT	16QAM	Edge_1RB_Right	18.97	17.37
n77H	100	30	3840	DFT	16QAM	Outer_Full	20.27	18.67
n77H	100	30	3840	DFT	64QAM	Inner_Full	19.79	18.19
n77H	100	30	3840	DFT	64QAM	Edge_1RB_Left	18.35	16.75
n77H	100	30	3840	DFT	64QAM	Edge_1RB_Right	18.58	16.98
n77H	100	30	3840	DFT	64QAM	Outer_Full	19.74	18.14
n77H	100	30	3840	DFT	256QAM	Inner_Full	17.85	16.25
n77H	100	30	3840	DFT	256QAM	Edge_1RB_Left	17.59	15.99
n77H	100	30	3840	DFT	256QAM	Edge_1RB_Right	17.84	16.24
n77H	100	30	3840	DFT	256QAM	Outer_Full	17.78	16.18
n77H	100	30	3840	CP	QPSK	Inner_Full	20.71	19.11
n77H	100	30	3840	CP	QPSK	Edge_1RB_Left	18.57	16.97
n77H	100	30	3840	CP	QPSK	Edge_1RB_Right	18.85	17.25
n77H	100	30	3840	CP	QPSK	Outer_Full	19.23	17.63
n77H	100	30	3840	CP	16QAM	Inner_Full	20.18	18.58
n77H	100	30	3840	CP	16QAM	Edge_1RB_Left	18.66	17.06
n77H	100	30	3840	CP	16QAM	Edge_1RB_Right	18.91	17.31
n77H	100	30	3840	CP	16QAM	Outer_Full	19.24	17.64
n77H	100	30	3840	CP	64QAM	Inner_Full	18.72	17.12
n77H	100	30	3840	CP	64QAM	Edge_1RB_Left	18.19	16.59
n77H	100	30	3840	CP	64QAM	Edge_1RB_Right	18.41	16.81
n77H	100	30	3840	CP	64QAM	Outer_Full	18.76	17.16
n77H	100	30	3840	CP	256QAM	Inner_Full	15.73	14.13
n77H	100	30	3840	CP	256QAM	Edge_1RB_Left	15.77	14.17
n77H	100	30	3840	CP	256QAM	Edge_1RB_Right	16	14.4
n77H	100	30	3840	CP	256QAM	Outer_Full	15.79	14.19

©Copyright. All rights reserved by CTTL.

A.2 Emission Limit

A.2.1 Measurement Method

The measurement procedures in TIA-603E-2016 are used.

The spectrum was scanned from 30 MHz to the lower of the 10th harmonic of the highest fundamental frequency and 40GHz. The spectrum was scanned with the mobile station transmitting at carrier frequencies that pertain to low, mid and high channels of each NR Band.

The procedure of radiated spurious emissions is as follows:

For measurements performed at frequencies less than or equal to 1 GHz, the EUT was placed on a 80cm-high non-conductive support; For measurements performed at frequencies above 1GHz,EUT was placed on a 1.5-meter-high non-conductive support. A measurement antenna was placed on the antenna mast 3 meters from the EUT for emission measurements. In the initial test, the height of the measurement antenna was varied from 1 m to 4 m for the relative positioning that produces the maximum radiated signal level. The test setup refers to figure below. Detected emissions were maximized at each frequency by rotating the EUT through 360° and adjusting the receiving antenna polarization. The radiated emission measurements of all non-harmonic and harmonics of the transmit frequency through the 10th harmonic were measured with peak detector.

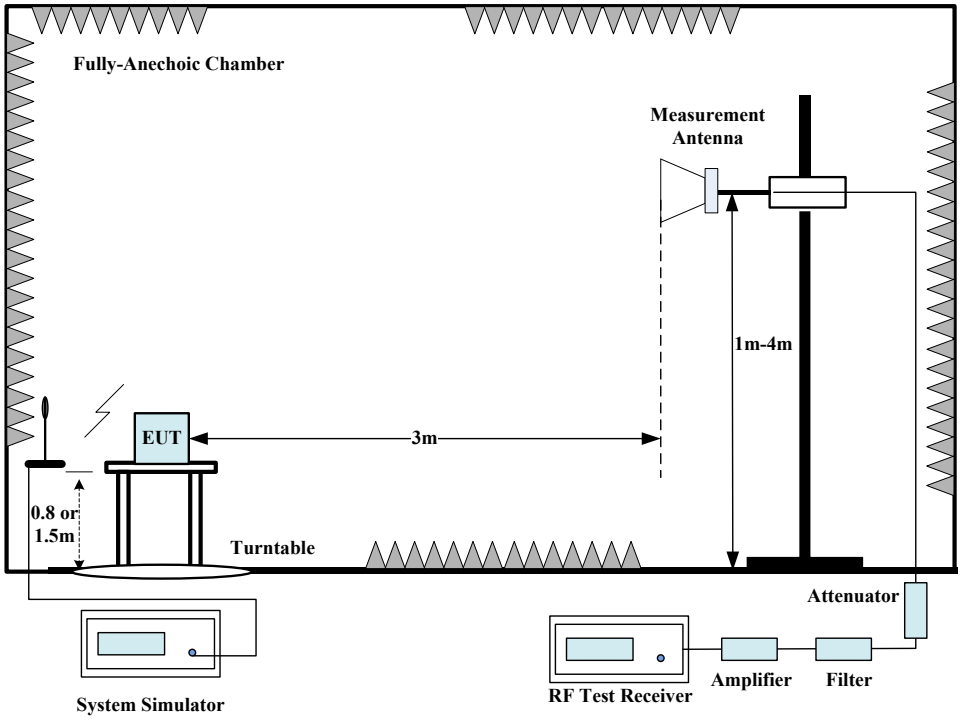

1. The EUT is then put into continuously transmitting mode at its maximum power level during the test. And the maximum value of the receiver should be recorded as (Pr).
2. The EUT shall be replaced by a substitution antenna. The test setup refers to figure below.

©Copyright. All rights reserved by CTTL.

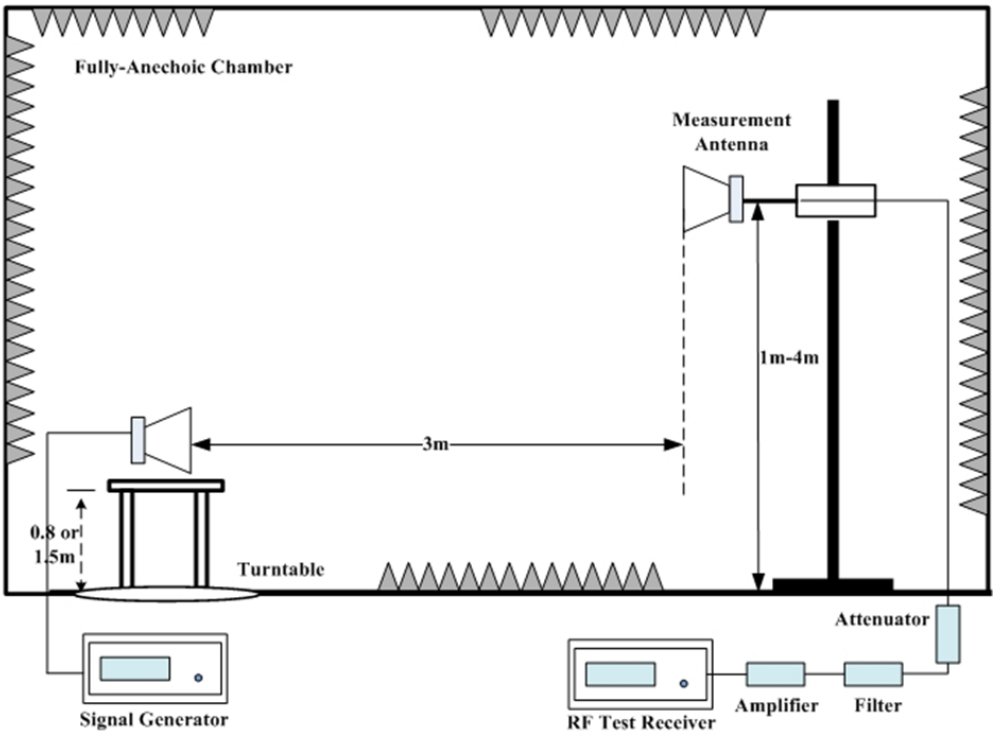

In the chamber, a substitution antenna for the frequency band of interest is placed at the reference point of the chamber. An RF Signal source for the frequency band of interest is connected to the substitution antenna with a cable that has been constructed to not interfere with the radiation pattern of the antenna. The height of measurement antenna varied between 1 m to 4 m to maximize the received signal amplitude for each emission that was detected and measured in the initial test. A power (P_{Mea}) is applied to the input of the substitution antenna and adjusts the level of the signal generator output until the value of the receiver reach the previously recorded (P_r). The power of signal source (P_{Mea}) is recorded. The test was performed with the measurement antenna in both vertical and horizontal polarization.

3. The Path loss (P_{pl}) between the Signal Source and the Substitution Antenna and the Substitution Antenna Gain (G_a) were recorded after test.A amplifier was connected in for the test. The Path loss (P_{pl}) is the summation of the cable loss and the gain of the amplifier.
4. The measurement results are obtained as described below:

$$\text{Power (EIRP)} = P_{Mea} - P_{pl} + G_a$$

This value is EIRP since the measurement is calibrated using an antenna of known gain (2.15 dBi) and known input power.ERP can be calculated from EIRP by subtracting the gain of the dipole, ERP = EIRP -2.15dBi.

A.2.2 Measurement Limit

NR Band n2: Part 24.238 specifies that the power of any emission outside of the authorized operating frequency ranges must be attenuated below the transmitting power (P) by a factor of at least 43 + 10 log(P) dB.

NR Band n5: Part 22.917 specifies that the power of any emission outside of the authorized operating frequency ranges must be attenuated below the transmitting power (P) by a factor of at least 43 + 10 log(P) dB.

©Copyright. All rights reserved by CTTL.

NR Band n30: Part 27.53(a) states for mobile and portable stations operating in the 2305–2315 MHz and 2350–2360 MHz bands: By a factor of not less than: 43 +10 log (P) dB on all frequencies between 2305 and 2320 MHz and on all frequencies between 2345 and 2360 MHz that are outside the licensed band(s) of operation, not less than 55 + 10 log (P) dB on all frequencies between 2320 and 2324 MHz and on all frequencies between 2341 and 2345 MHz, not less than 61 + 10 log (P) dB on all frequencies between 2324 and 2328 MHz and on all frequencies between 2337 and 2341 MHz, and not less than 67 + 10 log (P) dB on all frequencies between 2328 and 2337MHz; By a factor of not less than 43 + 10 log (P) dB on all frequencies between 2300 and 2305 MHz, 55 + 10 log (P) dB on all frequencies between 2296 and 2300MHz, 61 + 10 log (P) dB on all frequencies between 2292 and 2296 MHz, 67 + 10 log (P) dB on all frequencies between 2288 and 2292 MHz, and 70 + 10 log (P) dB below 2288 MHz; By a factor of not less than 43 + 10 log (P) dB on all frequencies between 2360 and 2365 MHz, and not less than 70 + 10 log (P) dB above 2365 MHz.
NR Band 66: Part 27.53(h) specifies that the power of any emission outside of the authorized operating frequency ranges must be attenuated below the transmitting power (P) by a factor of at least 43 + 10 log(P) dB.

A.2.3 Measurement Results

Radiated emissions measurements were made only at the upper, middle, and lower carrier frequencies of each NR Band. It was decided that measurements at these three carrier frequencies would be sufficient to demonstrate compliance with emissions limits because it was seen that all the significant spurs occur well outside the band and no radiation was seen from a carrier in one block of each NR Band into any of the other blocks. The equipment must still, however, meet emissions requirements with the carrier at all frequencies over which it is capable of operating and it is the manufacturer's responsibility to verify this. The range of evaluated frequency is from 30MHz to 40GHz.

Note 1: All EN-DC UL bands have been tested, but only the worst cases were reported in this report.
Note 2: Both of Vertical and Horizontal polarizations are evaluated, but only the worst cases were reported in this report.

A.2.4 Measurement Results Table

Frequency	Channel	Frequency Range	Result
NR Bands	Low	9kHz-26GHz	Pass
	Middle	9kHz-26GHz	Pass
	High	9kHz-26GHz	Pass

NOTE 1: The Band n77 only have conducted emission limits according to Part 96.41, Part 27.53 and Part 90.1215. In this circumstances, the radiated emission tests are not applicable for these band.

©Copyright. All rights reserved by CTTL.

A.2.5 Sweep Table

Subrange	RBW	VBW
9~150 kHz	0.2kHz	0.6kHz
150kHz~30MHz	9kHz	27kHz
30MHz~1 GHz	100KHz	300KHz
1~20 GHz	1 MHz	3 MHz

©Copyright. All rights reserved by CTTL.

A.2.6 Measurement Result

SA_n2, CH370500,QPSK

Frequency (MHz)	SG (dBm)	CableLoss (dB)	AntennaGain (dBi)	Peak ERP (dBm)	Limit (dBm)	Margin (dB)	Polarization
3704.50	-59.72	3.48	10.38	-52.82	-13.00	39.82	V
5557.50	-56.46	5.35	11.22	-50.59	-13.00	37.59	H
7417.50	-52.07	8.00	10.10	-49.97	-13.00	36.97	V
9263.00	-50.87	8.85	11.70	-48.02	-13.00	35.02	V
11116.00	-48.73	9.84	12.62	-45.95	-13.00	32.95	V
12973.00	-43.67	12.55	12.73	-43.49	-13.00	30.49	V

SA_n2, CH370500,QPSK

Frequency (MHz)	SG (dBm)	CableLoss (dB)	AntennaGain (dBi)	Peak ERP (dBm)	Limit (dBm)	Margin (dB)	Polarization
3704.50	-61.00	3.48	10.38	-54.10	-13.00	41.10	V
5557.50	-59.88	5.35	11.22	-54.01	-13.00	41.01	H
7406.50	-52.34	8.06	10.10	-50.30	-13.00	37.30	V
9262.50	-49.91	8.85	11.70	-47.06	-13.00	34.06	H
11108.50	-48.35	9.78	12.61	-45.52	-13.00	32.52	V
12957.50	-45.20	12.51	12.74	-44.97	-13.00	31.97	H

SA_n2, CH376000,QPSK

Frequency (MHz)	SG (dBm)	CableLoss (dB)	AntennaGain (dBi)	Peak ERP (dBm)	Limit (dBm)	Margin (dB)	Polarization
3759.50	-62.31	3.82	10.16	-55.97	-13.00	42.97	H
5639.50	-51.81	5.61	11.38	-46.04	-13.00	33.04	H
7525.00	-53.02	7.71	10.25	-50.48	-13.00	37.48	H
9400.00	-46.97	9.10	11.50	-44.57	-13.00	31.57	H
11272.00	-48.90	10.64	12.63	-46.91	-13.00	33.91	H
13171.50	-44.81	13.17	12.53	-45.45	-13.00	32.45	V

©Copyright. All rights reserved by CTTL.

SA_n5, CH165300,QPSK

Frequency (MHz)	SG (dBm)	CableLoss (dB)	AntennaGain (dBi)	Correction (dB)	Peak ERP (dBm)	Limit (dBm)	Margin (dB)	Polarization
1651.00	-59.26	2.58	9.50	2.15	-54.49	-13.00	41.49	H
2471.00	-51.84	4.32	10.36	2.15	-47.95	-13.00	34.95	H
5788.00	-57.66	5.69	11.07	2.15	-54.43	-13.00	41.43	V
6613.50	-53.63	6.97	10.33	2.15	-52.42	-13.00	39.42	V
7436.00	-50.29	7.89	10.10	2.15	-50.23	-13.00	37.23	V
8262.00	-50.96	7.60	11.20	2.15	-49.51	-13.00	36.51	H

SA_n5, CH167300,QPSK

Frequency (MHz)	SG (dBm)	CableLoss (dB)	AntennaGain (dBi)	Correction (dB)	Peak ERP (dBm)	Limit (dBm)	Margin (dB)	Polarization
1673.00	-46.57	2.78	9.45	2.15	-42.05	-13.00	29.05	H
2509.50	-52.94	4.42	10.30	2.15	-49.21	-13.00	36.21	V
5855.50	-57.54	5.60	10.98	2.15	-54.31	-13.00	41.31	H
6680.00	-54.23	6.37	10.46	2.15	-52.29	-13.00	39.29	H
7523.00	-50.79	7.71	10.25	2.15	-50.40	-13.00	37.40	V
8357.50	-50.11	8.25	11.30	2.15	-49.21	-13.00	36.21	H

SA_n5, CH169300,QPSK

Frequency (MHz)	SG (dBm)	CableLoss (dB)	AntennaGain (dBi)	Correction (dB)	Peak ERP (dBm)	Limit (dBm)	Margin (dB)	Polarization
1691.00	-59.33	2.96	9.42	2.15	-55.02	-13.00	42.02	V
2537.50	-52.30	4.66	10.30	2.15	-48.81	-13.00	35.81	H
5914.50	-57.26	6.14	10.77	2.15	-54.78	-13.00	41.78	V
6774.00	-53.36	6.40	10.35	2.15	-51.56	-13.00	38.56	V
7624.00	-51.81	6.68	10.35	2.15	-50.29	-13.00	37.29	H
8466.50	-50.25	8.02	11.30	2.15	-49.12	-13.00	36.12	V

©Copyright. All rights reserved by CTTL.

SA_n30, CH461500,QPSK

Frequency (MHz)	SG (dBm)	CableLoss (dB)	AntennaGain (dBi)	Peak EIRP (dBm)	Limit (dBm)	Margin (dB)	Polarization
4614.50	-51.49	4.68	10.97	-45.20	-40.00	5.20	V
6922.50	-64.54	6.47	10.34	-60.67	-40.00	20.67	V
9230.00	-56.28	8.85	11.74	-53.39	-40.00	13.39	H
11535.00	-57.98	10.57	12.54	-56.01	-40.00	16.01	H
13846.00	-52.53	13.08	12.10	-53.51	-40.00	13.51	H
16166.50	-51.37	18.55	15.10	-54.82	-40.00	14.82	V

SA_n30, CH462000,QPSK

Frequency (MHz)	SG (dBm)	CableLoss (dB)	AntennaGain (dBi)	Peak EIRP (dBm)	Limit (dBm)	Margin (dB)	Polarization
4620.00	-55.18	4.69	10.96	-48.91	-40.00	8.91	V
6920.50	-65.33	6.47	10.34	-61.46	-40.00	21.46	H
9239.50	-57.53	8.85	11.72	-54.66	-40.00	14.66	H
11550.00	-57.17	10.67	12.55	-55.29	-40.00	15.29	V
13860.50	-53.01	13.10	12.10	-54.01	-40.00	14.01	H
16179.50	-51.10	18.49	15.10	-54.49	-40.00	14.49	V

SA_n30, CH462500,QPSK

Frequency (MHz)	SG (dBm)	CableLoss (dB)	AntennaGain (dBi)	Peak EIRP (dBm)	Limit (dBm)	Margin (dB)	Polarization
4624.50	-53.02	4.71	10.95	-46.78	-40.00	6.78	V
6937.00	-65.20	6.47	10.37	-61.30	-40.00	21.30	V
9250.00	-53.80	8.85	11.70	-50.95	-40.00	10.95	H
11563.00	-56.77	10.76	12.56	-54.97	-40.00	14.97	V
13880.00	-52.80	13.13	12.10	-53.83	-40.00	13.83	H
16186.00	-51.02	18.45	15.10	-54.37	-40.00	14.37	V

©Copyright. All rights reserved by CTTL.

SA_n66, CH342500,QPSK

Frequency (MHz)	SG (dBm)	CableLoss (dB)	AntennaGain (dBi)	Peak EIRP (dBm)	Limit (dBm)	Margin (dB)	Polarization
3425.00	-63.03	9.62	10.35	-62.30	-13.00	49.30	H
10266.00	-58.63	10.79	11.90	-57.52	-13.00	44.52	V
11985.00	-56.54	12.23	13.07	-55.70	-13.00	42.70	V
13700.00	-53.11	13.06	12.20	-53.97	-13.00	40.97	H
15404.00	-56.92	14.89	15.41	-56.40	-13.00	43.40	V
17115.00	-47.10	18.45	13.48	-52.07	-13.00	39.07	H

SA_n66, CH349000,QPSK

Frequency (MHz)	SG (dBm)	CableLoss (dB)	AntennaGain (dBi)	Peak EIRP (dBm)	Limit (dBm)	Margin (dB)	Polarization
3490.00	-62.92	9.80	10.37	-62.35	-13.00	49.35	H
10481.00	-59.62	10.37	11.92	-58.07	-13.00	45.07	V
12202.00	-58.10	12.18	13.40	-56.88	-13.00	43.88	V
13960.00	-51.33	14.63	12.16	-53.80	-13.00	40.80	H
15690.50	-54.72	16.68	15.51	-55.89	-13.00	42.89	H
17457.50	-44.10	19.26	13.06	-50.30	-13.00	37.30	H

SA_n66, CH355500,QPSK

Frequency (MHz)	SG (dBm)	CableLoss (dB)	AntennaGain (dBi)	Peak EIRP (dBm)	Limit (dBm)	Margin (dB)	Polarization
3555.00	-64.99	10.23	10.54	-64.69	-13.00	51.69	V
10665.00	-59.01	10.07	12.06	-57.02	-13.00	44.02	H
12444.00	-55.96	12.98	13.49	-55.45	-13.00	42.45	V
14225.00	-54.75	13.09	12.62	-55.22	-13.00	42.22	V
16005.50	-53.34	17.50	15.38	-55.46	-13.00	42.46	V
17783.50	-44.95	19.55	13.48	-51.02	-13.00	38.02	H

©Copyright. All rights reserved by CTTL.

DC 30(5M)_n2(5M), CH27710,QPSK

Frequency (MHz)	SG (dBm)	CableLoss (dB)	AntennaGain (dBi)	Correction (dB)	Peak EIRP (dBm)	Limit (dBm)	Margin (dB)	Polarization
4620.00	-50.48	11.11	11.15	0.00	-50.44	-40.00	10.44	V
9244.00	-45.44	14.57	11.79	0.00	-48.23	-40.00	8.23	H
11551.00	-37.41	16.26	12.75	0.00	-40.92	-40.00	0.92	V
3706.00	-60.57	9.89	10.55	0.00	-59.91	-13.00	46.91	V
5559.00	-56.81	11.63	11.20	0.00	-57.24	-13.00	44.24	H
7412.00	-48.46	12.76	10.12	0.00	-51.10	-13.00	38.10	H

DC 30(5M)_n2(5M), CH27710,QPSK

Frequency (MHz)	SG (dBm)	CableLoss (dB)	AntennaGain (dBi)	Correction (dB)	Peak EIRP (dBm)	Limit (dBm)	Margin (dB)	Polarization
4620.00	-49.19	11.11	11.15	0.00	-49.15	-40.00	9.15	H
6930.50	-46.46	12.93	10.34	0.00	-49.05	-40.00	9.05	V
11551.00	-38.05	16.26	12.75	0.00	-41.56	-40.00	1.56	H
3760.00	-58.17	10.10	10.45	0.00	-57.83	-13.00	44.83	H
5640.00	-52.86	11.61	11.20	0.00	-53.27	-13.00	40.27	V
7520.00	-49.25	12.82	10.31	0.00	-51.76	-13.00	38.76	V

DC 30(5M)_n2(5M), CH27710,QPSK

Frequency (MHz)	SG (dBm)	CableLoss (dB)	AntennaGain (dBi)	Correction (dB)	Peak EIRP (dBm)	Limit (dBm)	Margin (dB)	Polarization
4620.50	-50.62	11.11	11.15	0.00	-50.58	-40.00	10.58	H
9244.00	-45.84	14.57	11.79	0.00	-48.63	-40.00	8.63	V
11551.00	-37.59	16.26	12.75	0.00	-41.10	-40.00	1.10	V
3816.00	-59.14	10.12	10.25	0.00	-59.01	-13.00	46.01	H
5724.00	-55.27	11.65	10.99	0.00	-55.93	-13.00	42.93	V
7632.00	-49.21	13.21	10.40	0.00	-52.01	-13.00	39.01	V

©Copyright. All rights reserved by CTTL.

DC 30(5M)_n5(5M), CH27710,QPSK

Frequency (MHz)	SG (dBm)	CableLoss (dB)	AntennaGain (dBi)	Correction (dB)	Peak EIRP (dBm)	Limit (dBm)	Margin (dB)	Polarization
4620.00	-50.48	11.11	11.15	0.00	-50.44	-40.00	10.44	V
9244.00	-45.44	14.57	11.79	0.00	-48.23	-40.00	8.23	H
11551.00	-37.41	16.26	12.75	0.00	-40.92	-40.00	0.92	V
7080.00	-50.06	12.83	10.37	0.00	-52.53	-13.00	39.53	H
10620.00	-43.81	15.88	12.18	0.00	-47.51	-13.00	34.51	V
14160.00	-40.84	16.94	12.62	0.00	-45.16	-13.00	32.16	V

DC 30(5M)_n5(5M), CH27710,QPSK

Frequency (MHz)	SG (dBm)	CableLoss (dB)	AntennaGain (dBi)	Correction (dB)	Peak EIRP (dBm)	Limit (dBm)	Margin (dB)	Polarization
4620.00	-50.76	11.11	11.15	0.00	-50.72	-40.00	10.72	H
9244.00	-47.26	14.57	11.79	0.00	-50.05	-40.00	10.05	V
11551.00	-40.05	16.26	12.75	0.00	-43.56	-40.00	3.56	V
1673.00	-41.75	7.23	9.10	2.15	-42.03	-13.00	29.03	H
2509.50	-38.72	8.67	10.12	2.15	-39.42	-13.00	26.42	H
3346.00	-61.60	9.47	10.43	2.15	-62.80	-13.00	49.80	H

DC 30(5M)_n5(5M), CH27710,QPSK

Frequency (MHz)	SG (dBm)	CableLoss (dB)	AntennaGain (dBi)	Correction (dB)	Peak EIRP (dBm)	Limit (dBm)	Margin (dB)	Polarization
4620.00	-52.01	11.11	11.15	0.00	-51.97	-40.00	11.97	H
6933.00	-49.92	12.99	10.33	0.00	-52.58	-40.00	12.58	H
11551.00	-38.64	16.26	12.75	0.00	-42.15	-40.00	2.15	V
1693.20	-34.76	7.36	9.10	2.15	-35.17	-13.00	22.17	H
2539.80	-38.49	8.65	10.18	2.15	-39.12	-13.00	26.12	V
3386.40	-60.03	10.00	10.44	2.15	-61.75	-13.00	48.75	V

©Copyright. All rights reserved by CTTL.

DC 30(5M)_n66(5M), CH27710,QPSK

Frequency (MHz)	SG (dBm)	CableLoss (dB)	AntennaGain (dBi)	Correction (dB)	Peak EIRP (dBm)	Limit (dBm)	Margin (dB)	Polarization
4620.00	-56.26	11.11	11.15	0.00	-56.22	-40.00	16.22	H
6933.00	-59.67	12.99	10.33	0.00	-62.33	-40.00	22.33	H
11551.00	-50.79	16.26	12.75	0.00	-54.30	-40.00	14.30	H
3424.50	-65.99	9.62	10.35	0.00	-65.26	-13.00	52.26	H
5139.00	-66.42	11.67	11.45	0.00	-66.64	-13.00	53.64	V
6852.00	-60.04	12.55	10.37	0.00	-62.22	-13.00	49.22	H

DC 30(5M)_n66(5M), CH27710,QPSK

Frequency (MHz)	SG (dBm)	CableLoss (dB)	AntennaGain (dBi)	Correction (dB)	Peak EIRP (dBm)	Limit (dBm)	Margin (dB)	Polarization
4620.00	-55.19	11.11	11.15	0.00	-55.15	-40.00	15.15	H
6933.00	-60.64	12.99	10.33	0.00	-63.30	-40.00	23.30	H
11551.00	-45.28	16.26	12.75	0.00	-48.79	-40.00	8.79	V
3474.50	-62.78	9.84	10.37	0.00	-62.25	-13.00	49.25	V
5214.00	-66.62	11.91	11.52	0.00	-67.01	-13.00	54.01	V
6952.00	-60.36	12.62	10.33	0.00	-62.65	-13.00	49.65	V

DC 30(5M)_n66(5M), CH27710,QPSK

Frequency (MHz)	SG (dBm)	CableLoss (dB)	AntennaGain (dBi)	Correction (dB)	Peak EIRP (dBm)	Limit (dBm)	Margin (dB)	Polarization
4620.00	-53.88	11.11	11.15	0.00	-53.84	-40.00	13.84	H
6933.00	-57.98	12.99	10.33	0.00	-60.64	-40.00	20.64	V
11551.00	-43.98	16.26	12.75	0.00	-47.49	-40.00	7.49	V
3525.00	-64.26	10.13	10.57	0.00	-63.83	-13.00	50.83	H
5289.00	-66.29	11.77	11.46	0.00	-66.61	-13.00	53.61	V
7052.00	-59.70	13.33	10.37	0.00	-62.66	-13.00	49.66	H

©Copyright. All rights reserved by CTTL.

A.3 Frequency Stability

A.3.1 Method of Measurement

Frequency stability is a measure of the frequency drift due to temperature and supply voltage variations, with reference to the frequency measured at +20 °C and rated supply voltage. Two reference points are established at the applicable unwanted emissions limit using a RBW equal to the RBW required by the unwanted emissions specification of the applicable regulatory standard. These reference points measured using the lowest and highest channel of operation shall be identified as F_L and F_H respectively.

In order to measure the carrier frequency under the condition of AFC lock, it is necessary to make measurements with the EUT in a “call mode”. This is accomplished with the use of MT8000A.

1. Measure the carrier frequency at room temperature.
2. Subject the EUT to overnight soak at -30℃.
3. With the EUT, powered via nominal voltage, connected to the MT8000A, and in a simulated call on middle channel for each LTE band, measure the carrier frequency. These measurements should be made within 2 minutes of Powering up the EUT, to prevent significant self-warming.
4. Repeat the above measurements at 10℃ increments from -30℃ to +50℃. Allow at least 1.5 hours at each temperature, unpowered, before making measurements.
5. Re-measure carrier frequency at room temperature with nominal voltage. Vary supply voltage from minimum voltage to maximum voltage, in 0.1Volt increments re-measuring carrier frequency at each voltage. Pause at nominal voltage for 1.5 hours unpowered, to allow any self-heating to stabilize, before continuing.
6. Subject the EUT to overnight soak at +50℃.
7. With the EUT, powered via nominal voltage, connected to the MT8000A and in a simulated call on the center channel, measure the carrier frequency. These measurements should be made within 2 minutes of Powering up the EUT, to prevent significant self-warming.
8. Repeat the above measurements at 10 ℃ decrements from +50℃ to -30℃. Allow at least 1.5 hours at each temperature, unpowered, before making measurements.
9. At all temperature levels hold the temperature to +/- 0.5℃ during the measurement procedure.

The frequency stability shall be sufficient to ensure that the fundamental emission stays within the authorized frequency block. As this transceiver is considered "Hand carried, battery powered equipment" Section 2.1055(d)(2) applies. This requires that the lower voltage for frequency stability testing be specified by the manufacturer. This transceiver is specified to operate with an input voltage of the lower, higher and nominal voltage. Operation above or below these voltage limits is prohibited by transceiver software in order to prevent improper operation as well as to protect components from overstress.

©Copyright. All rights reserved by CTTL.

A.3.2 Measurement results

n2

Frequency Error vs Temperature

Temperature(℃)	Voltage(V)	FL(MHz)	FH(MHz)	Offset(Hz)	Frequency error(ppm)
20	3.87	1850.096	1909.888		
50				-7.80	0.0041
40				-0.80	0.0004
30				-4.20	0.0022
10				2.40	0.0013
0				-2.90	0.0015
-10				-7.60	0.0040
-20				-2.00	0.0011
-30				-4.90	0.0026

Frequency Error vs Voltage

Voltage(V)	Temperature(℃)	FL(MHz)	FH(MHz)	Offset(Hz)	Frequency error(ppm)
3.6	20	1850.096	1909.888	-5.70	0.0030
4.45				-4.70	0.0025

n5

Frequency Error vs Temperature

Temperature(℃)	Voltage(V)	FL(MHz)	FH(MHz)	Offset(Hz)	Frequency error(ppm)
20	3.87	824.224	847.832		
50				-1.20	0.0014
40				-6.90	0.0082
30				-1.50	0.0018
10				-2.60	0.0031
0				-9.50	0.0114
-10				6.70	0.0080
-20				0.10	0.0001
-30				9.60	0.0115

Frequency Error vs Voltage

Voltage(V)	Temperature(℃)	FL(MHz)	FH(MHz)	Offset(Hz)	Frequency error(ppm)
3.6	20	824.224	847.832	7.70	0.0092
4.45				-3.50	0.0042

©Copyright. All rights reserved by CTTL.

n30

Frequency Error vs Temperature

Temperature(℃)	Voltage(V)	FL(MHz)	FH(MHz)	Offset(Hz)	Frequency error(ppm)
20	3.87	2305.280	2314.340		
50				7.90	0.0034
40				5.00	0.0022
30				7.30	0.0032
10				5.00	0.0022
0				5.00	0.0022
-10				2.80	0.0012
-20				4.70	0.0020
-30				4.40	0.0019

Frequency Error vs Voltage

Voltage(V)	Temperature(℃)	FL(MHz)	FH(MHz)	Offset(Hz)	Frequency error(ppm)
3.6	20	2305.280	2314.340	5.60	0.0024
4.45				9.30	0.0040

n66

Frequency Error vs Temperature

Temperature(℃)	Voltage(V)	FL(MHz)	FH(MHz)	Offset(Hz)	Frequency error(ppm)
20	3.87	1710.256	1779.360		
50				-4.10	0.0023
40				-5.10	0.0029
30				-4.40	0.0025
10				-6.10	0.0035
0				-1.40	0.0008
-10				-8.20	0.0047
-20				-6.80	0.0039
-30				-3.10	0.0018

Frequency Error vs Voltage

Voltage(V)	Temperature(℃)	FL(MHz)	FH(MHz)	Offset(Hz)	Frequency error(ppm)
3.6	20	1710.256	1779.360	-3.20	0.0018
4.45				-7.20	0.0041

©Copyright. All rights reserved by CTTL.

n77L

Frequency Error vs Temperature

Temperature(℃)	Voltage(V)	FL(MHz)	FH(MHz)	Offset(Hz)	Frequency error(ppm)
20	3.87	3450.688	3548.240		
50				13.00	0.0037
40				-7.80	0.0022
30				-0.40	0.0001
10				-2.20	0.0006
0				7.80	0.0022
-10				-4.50	0.0013
-20				3.90	0.0011
-30				-7.70	0.0022

Frequency Error vs Voltage

Voltage(V)	Temperature(℃)	FL(MHz)	FH(MHz)	Offset(Hz)	Frequency error(ppm)
3.6	20	3450.688	3548.240	12.20	0.0035
4.45				13.00	0.0037

n77H

Frequency Error vs Temperature

Temperature(℃)	Voltage(V)	FL(MHz)	FH(MHz)	Offset(Hz)	Frequency error(ppm)
20	3.87	3700.368	3978.544		
50				-6.90	0.0018
40				-0.80	0.0002
30				-3.00	0.0008
10				3.50	0.0009
0				-2.10	0.0005
-10				5.10	0.0013
-20				10.20	0.0027
-30				5.60	0.0015

Frequency Error vs Voltage

Voltage(V)	Temperature(℃)	FL(MHz)	FH(MHz)	Offset(Hz)	Frequency error(ppm)
3.6	20	3700.368	3978.544	10.60	0.0028
4.45				3.80	0.0010

©Copyright. All rights reserved by CTTL.

A.4 Occupied Bandwidth

Occupied bandwidth measurements are only provided for selected frequencies in order to reduce the amount of submitted data. Data were taken at the extreme and mid frequency. The table below lists the measured 99% BW. Spectrum analyzer plots are included on the following pages.
The measurement method is from ANSI C63.26:
a) The spectrum analyzer center frequency is set to the nominal EUT channel center frequency. The frequency span for the spectrum analyzer shall be set wide enough to capture all modulation products including the emission skirts.
b) The nominal IF filter 3 dB bandwidth (RBW) shall be in the range of 1% to 5% of the anticipated OBW, and the VBW shall be set ≥ 3 × RBW.
c) Set the reference level of the instrument as required to prevent the signal amplitude from exceeding the maximum spectrum analyzer input mixer level for linear operation.
d) Set the detection mode to peak, and the trace mode to max-hold.

©Copyright. All rights reserved by CTTL.

n2

n2,5MHz(99%)

Frequency (MHz)	Occupied Bandwidth (99%) (MHz)		
	DFT-s-pi/2 BPSK	DFT-s-QPSK	DFT-s-16QAM
1880	4.533	4.506	4.519

n2,5MHz Bandwidth,DFT-s-pi/2 BPSK (99% BW)

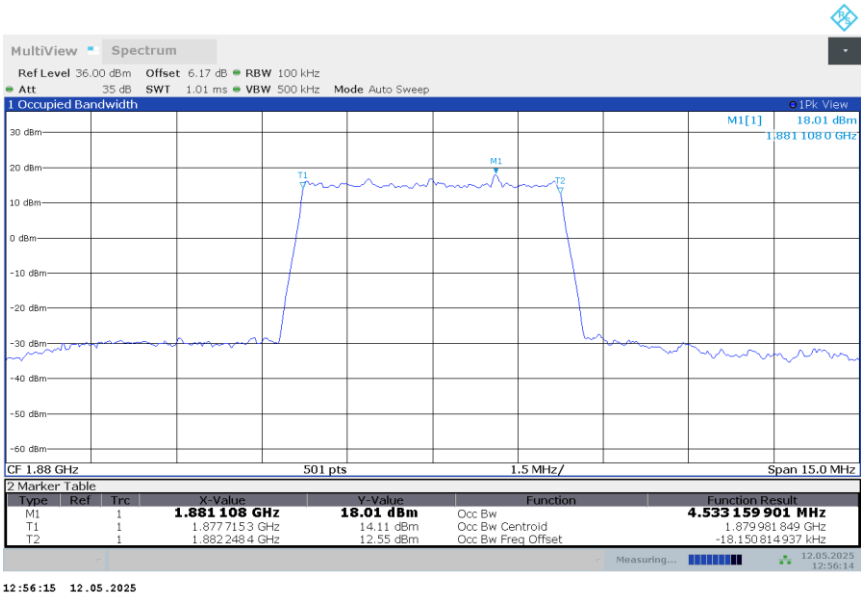

n2,5MHz Bandwidth,DFT-s-QPSK (99% BW)

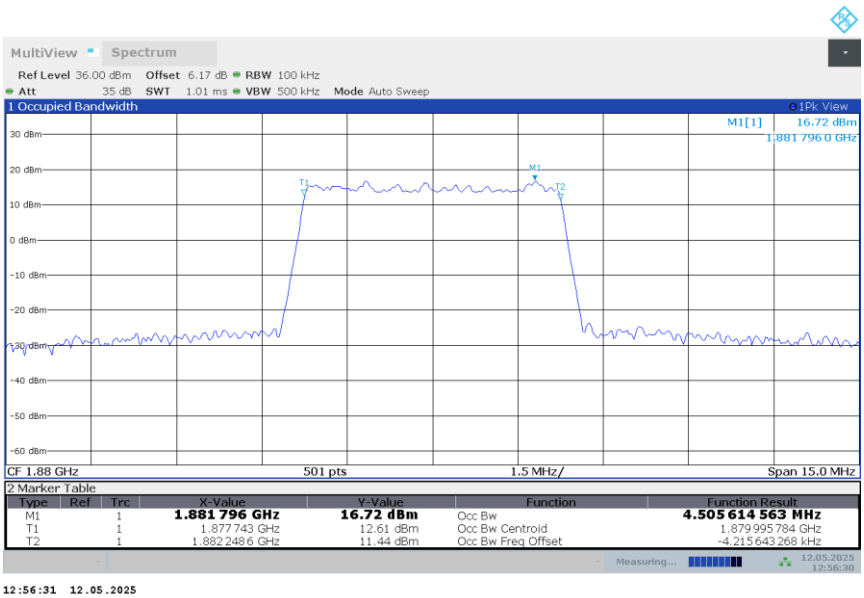

©Copyright. All rights reserved by CTTL.

n2,5MHz Bandwidth,DFT-s-16QAM (99% BW)

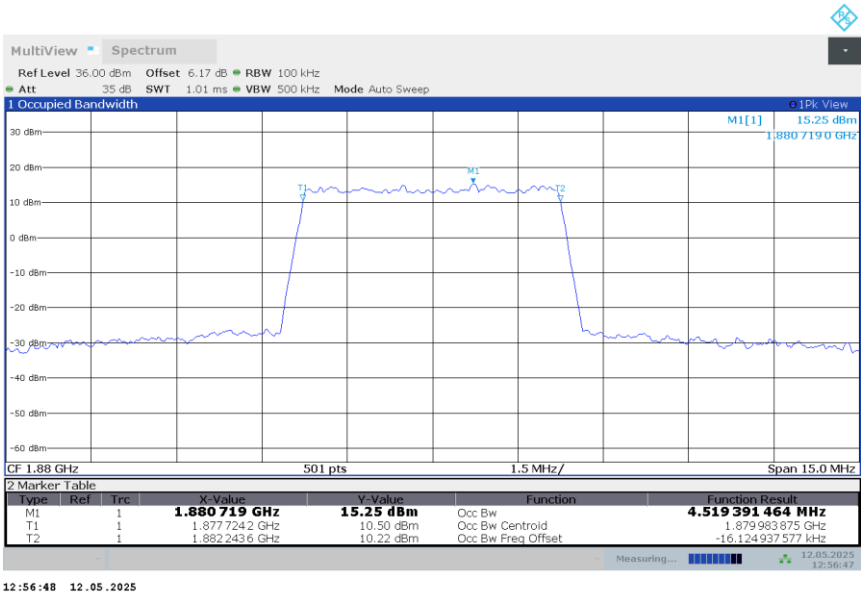

12:56:48 12.05.2025

©Copyright. All rights reserved by CTTL.

n2

n2,10MHz(99%)

Frequency (MHz)	Occupied Bandwidth (99%) (MHz)		
	DFT-s-pi/2 BPSK	DFT-s-QPSK	DFT-s-16QAM
1880	9.025	9.011	9.019

n2,10MHz Bandwidth,DFT-s-pi/2 BPSK (99% BW)

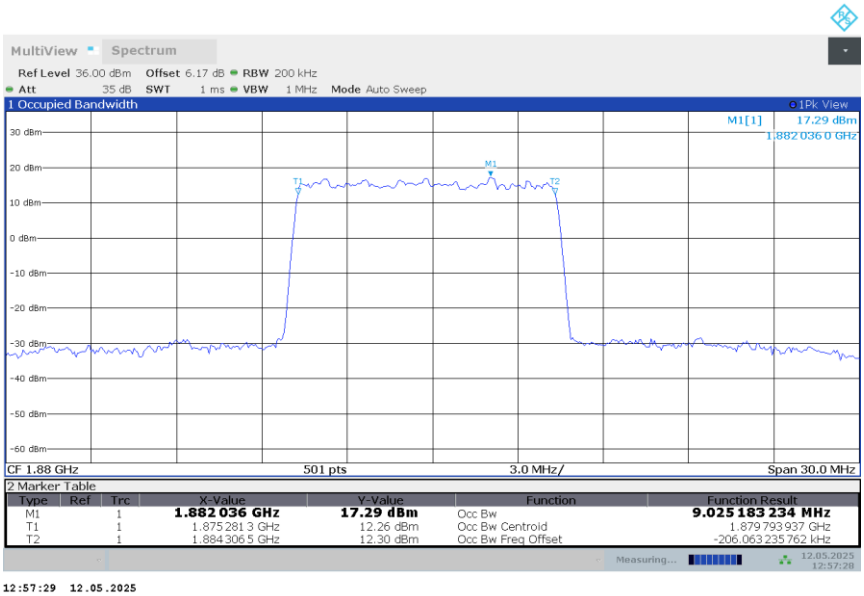

n2,10MHz Bandwidth,DFT-s-QPSK (99% BW)

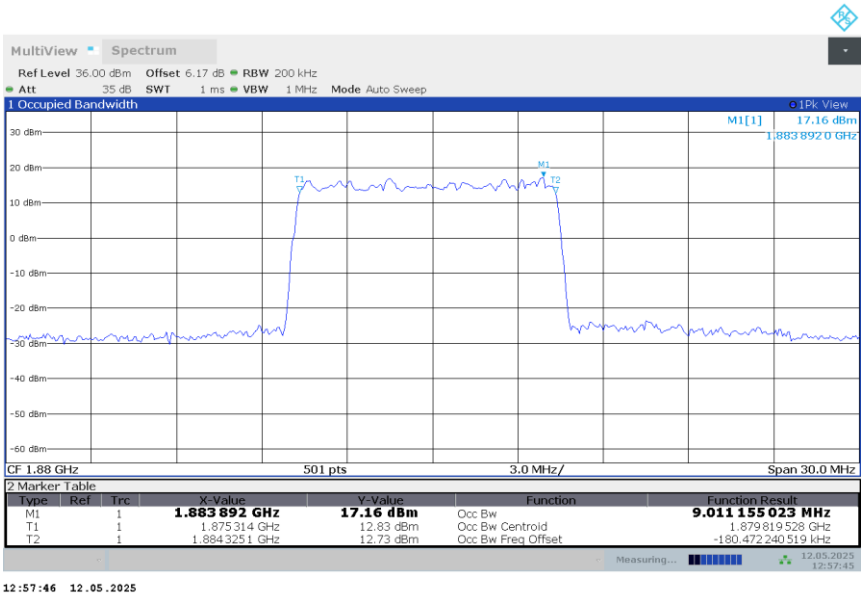

©Copyright. All rights reserved by CTTL.

n2,10MHz Bandwidth,DFT-s-16QAM (99% BW)

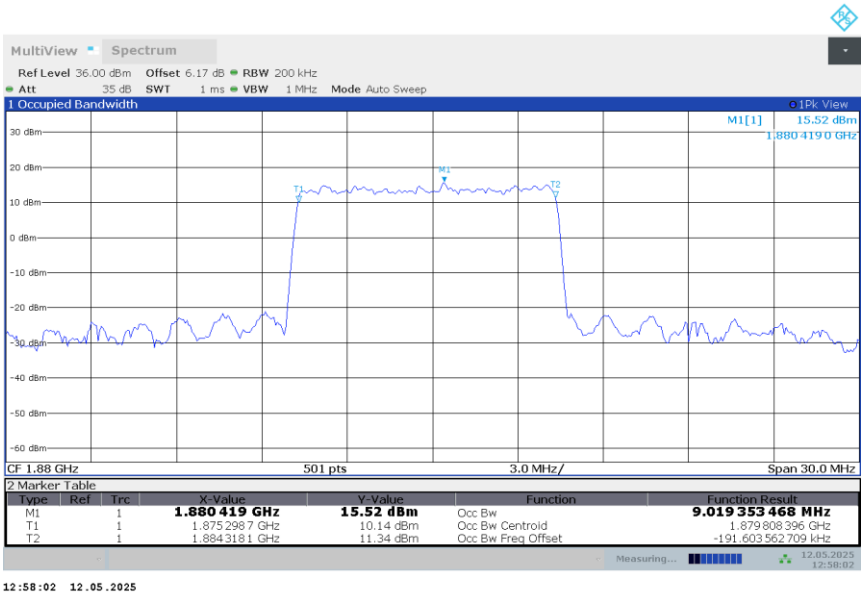

12:58:02 12.05.2025

©Copyright. All rights reserved by CTTL.

n2

n2,15MHz(99%)

Frequency (MHz)	Occupied Bandwidth (99%) (MHz)		
	DFT-s-pi/2 BPSK	DFT-s-QPSK	DFT-s-16QAM
1880	13.545	13.511	13.507

n2,15MHz Bandwidth,DFT-s-pi/2 BPSK (99% BW)

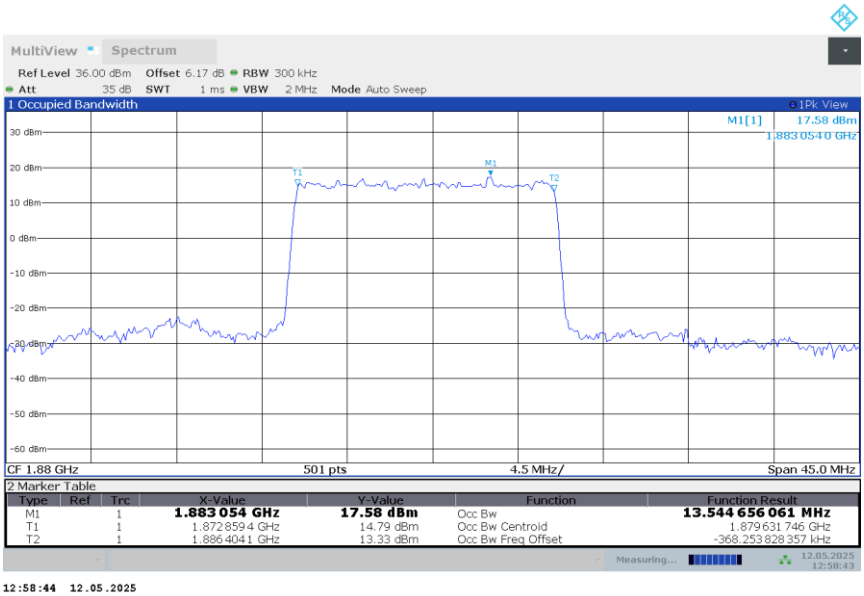

n2,15MHz Bandwidth,DFT-s-QPSK (99% BW)

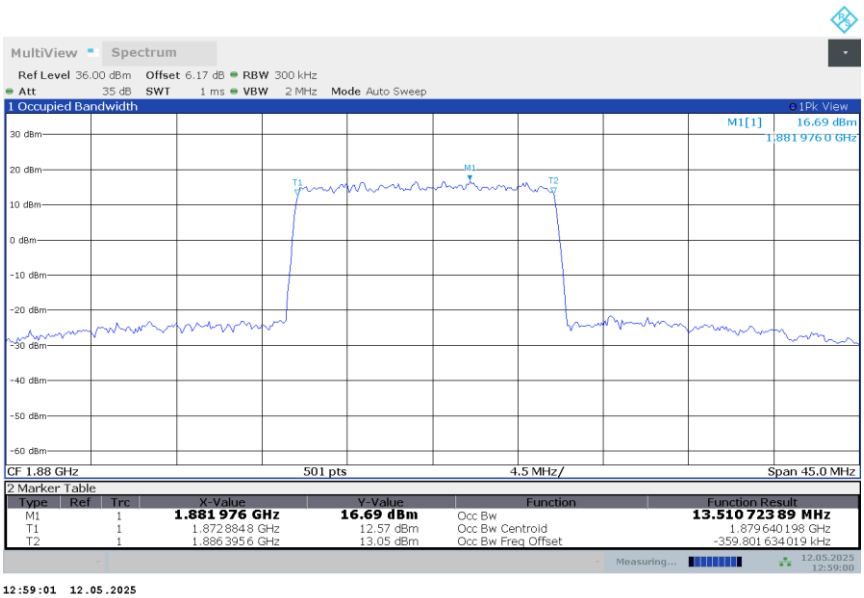

©Copyright. All rights reserved by CTTL.

n2,15MHz Bandwidth,DFT-s-16QAM (99% BW)

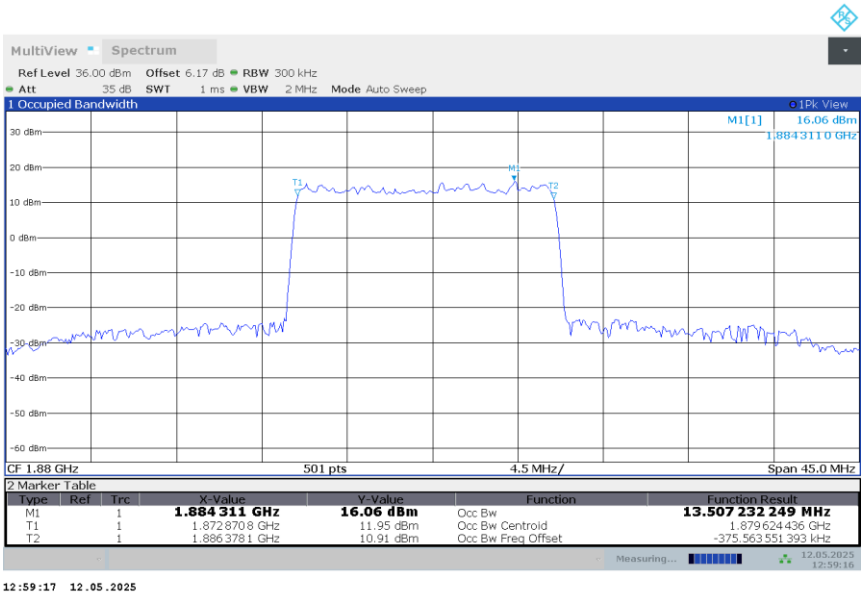

12:59:17 12.05.2025

©Copyright. All rights reserved by CTTL.

n2

n2,20MHz(99%)

Frequency (MHz)	Occupied Bandwidth (99%) (MHz)		
	DFT-s-pi/2 BPSK	DFT-s-QPSK	DFT-s-16QAM
1880	18.077	18.065	18.087

n2,20MHz Bandwidth,DFT-s-pi/2 BPSK (99% BW)

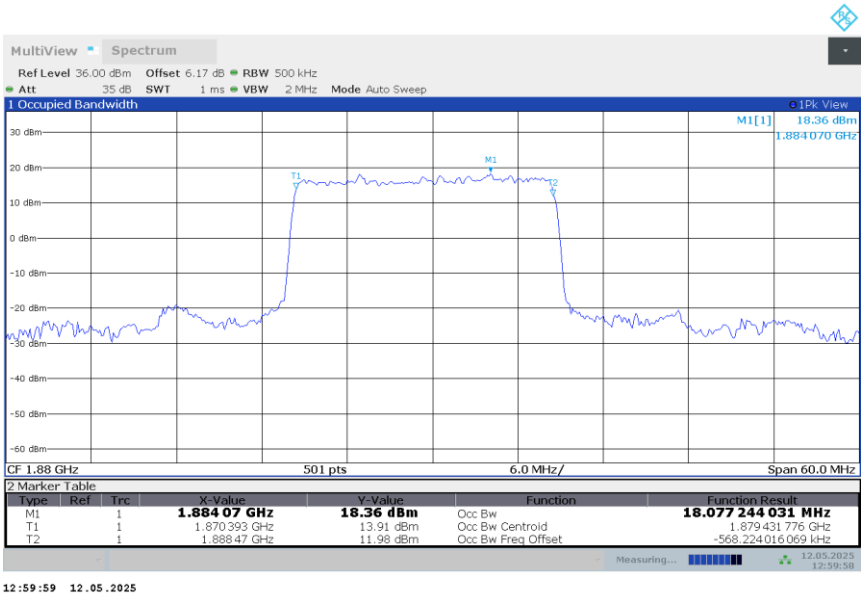

n2,20MHz Bandwidth,DFT-s-QPSK (99% BW)

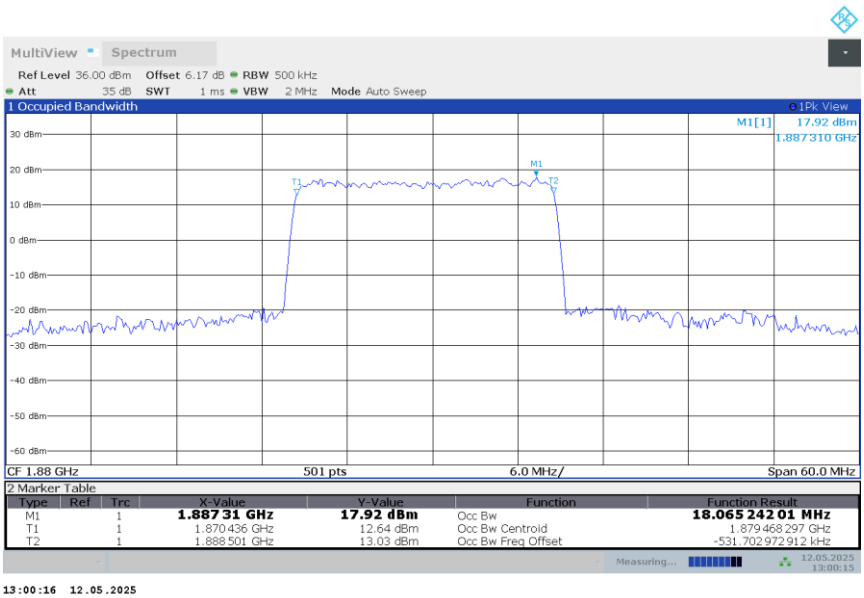

©Copyright. All rights reserved by CTTL.

n2,20MHz Bandwidth,DFT-s-16QAM (99% BW)

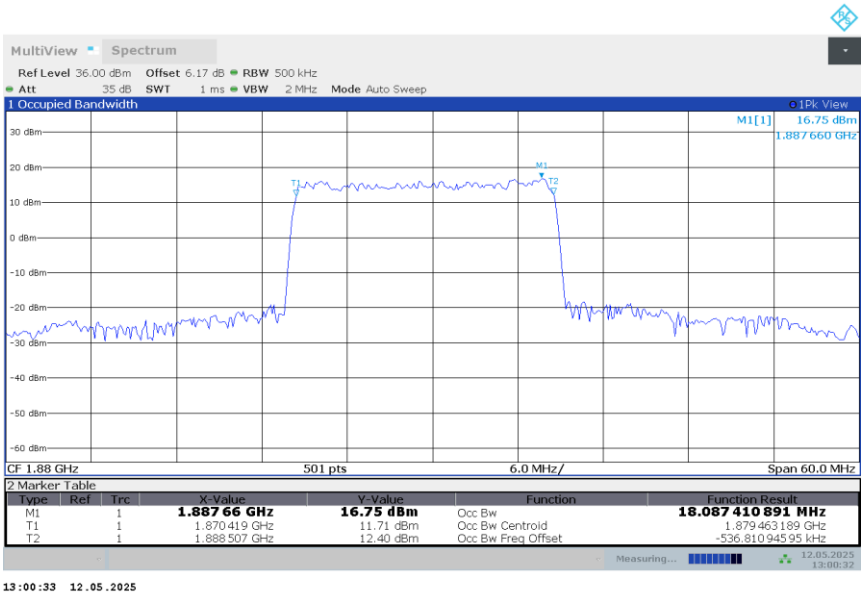

13:00:33 12.05.2025

©Copyright. All rights reserved by CTTL.

n2

n2,25MHz(99%)

Frequency (MHz)	Occupied Bandwidth (99%) (MHz)		
	DFT-s-pi/2 BPSK	DFT-s-QPSK	DFT-s-16QAM
1880	23.031	23.028	23.027

n2,25MHz Bandwidth,DFT-s-pi/2 BPSK (99% BW)

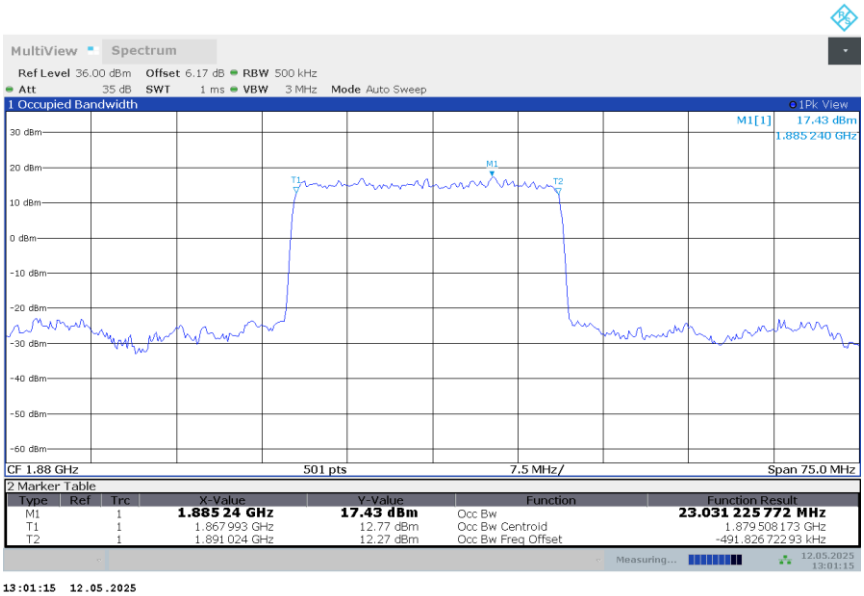

n2,25MHz Bandwidth,DFT-s-QPSK (99% BW)

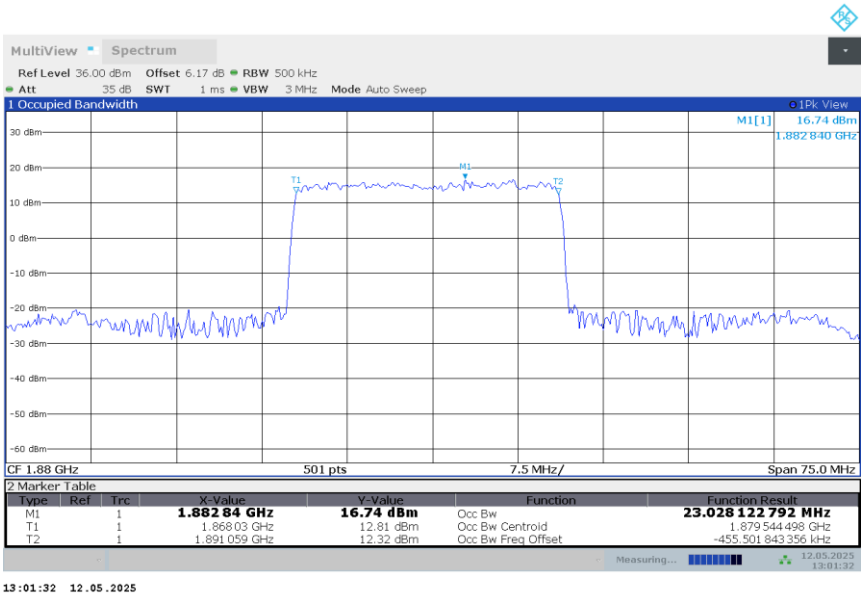

©Copyright. All rights reserved by CTTL.

n2,25MHz Bandwidth,DFT-s-16QAM (99% BW)

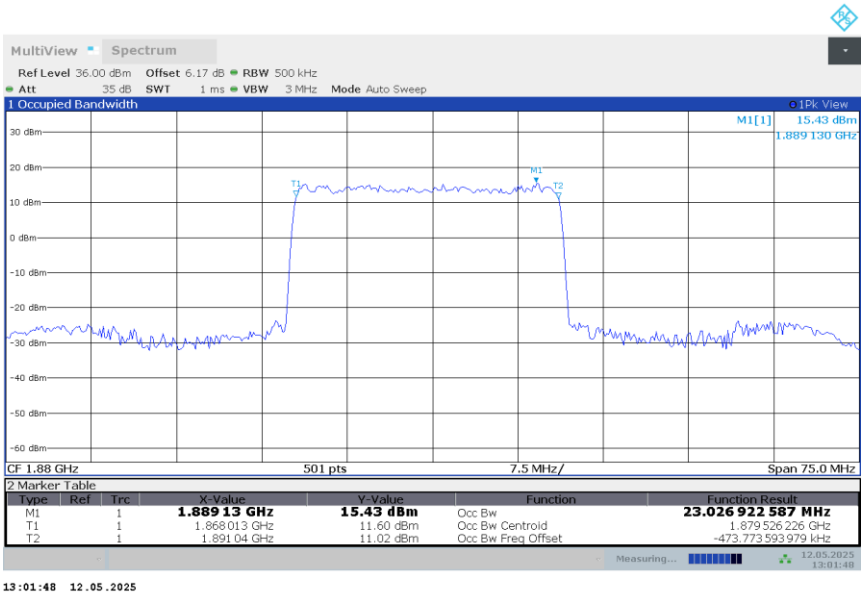

13:01:48 12.05.2025

©Copyright. All rights reserved by CTTL.

n2

n2,30MHz(99%)

Frequency (MHz)	Occupied Bandwidth (99%) (MHz)		
	DFT-s-pi/2 BPSK	DFT-s-QPSK	DFT-s-16QAM
1880	28.670	28.715	28.660

n2,30MHz Bandwidth,DFT-s-pi/2 BPSK (99% BW)

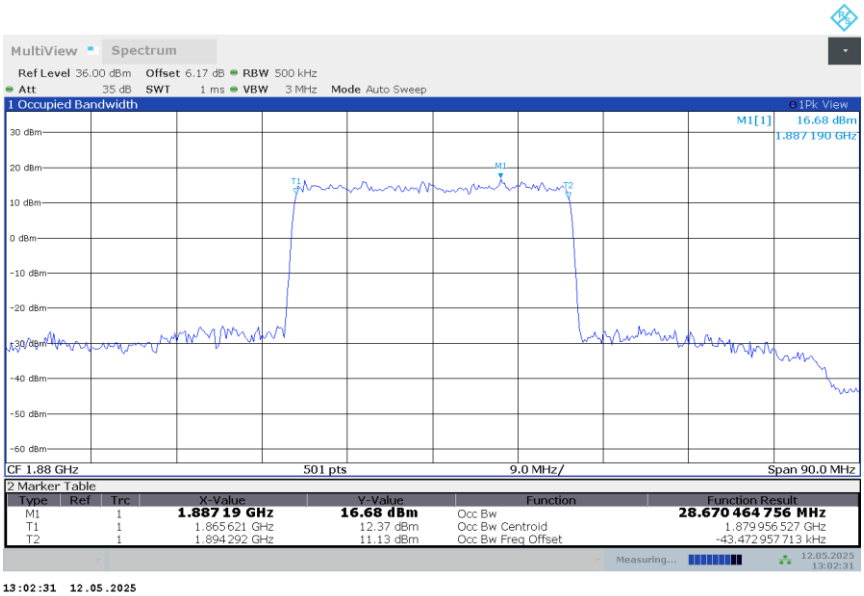

n2,30MHz Bandwidth,DFT-s-QPSK (99% BW)

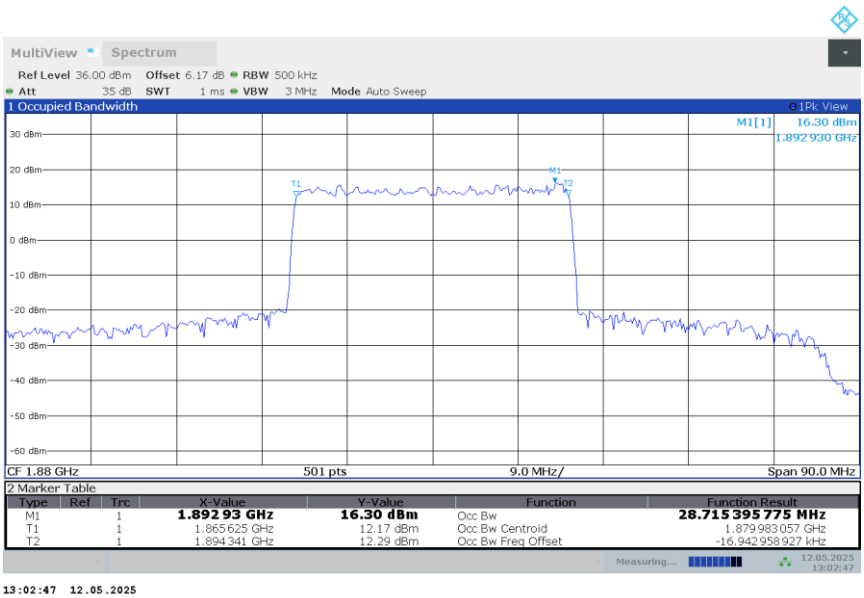

©Copyright. All rights reserved by CTTL.

n2,30MHz Bandwidth,DFT-s-16QAM (99% BW)

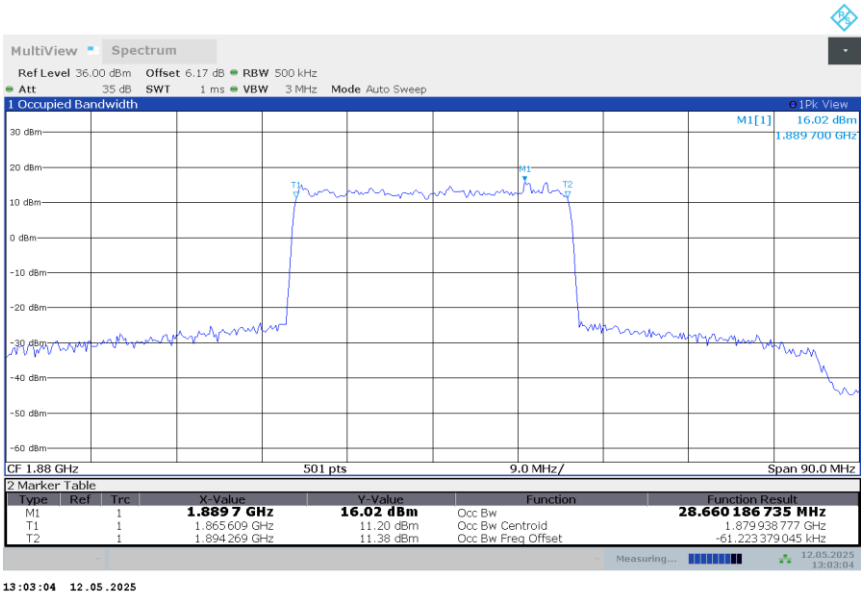

13:03:04 12.05.2025

©Copyright. All rights reserved by CTTL.

n2

n2,35MHz(99%)

Frequency (MHz)	Occupied Bandwidth (99%) (MHz)		
	DFT-s-pi/2 BPSK	DFT-s-QPSK	DFT-s-16QAM
1880	32.307	32.211	32.232

n2,35MHz Bandwidth,DFT-s-pi/2 BPSK (99% BW)

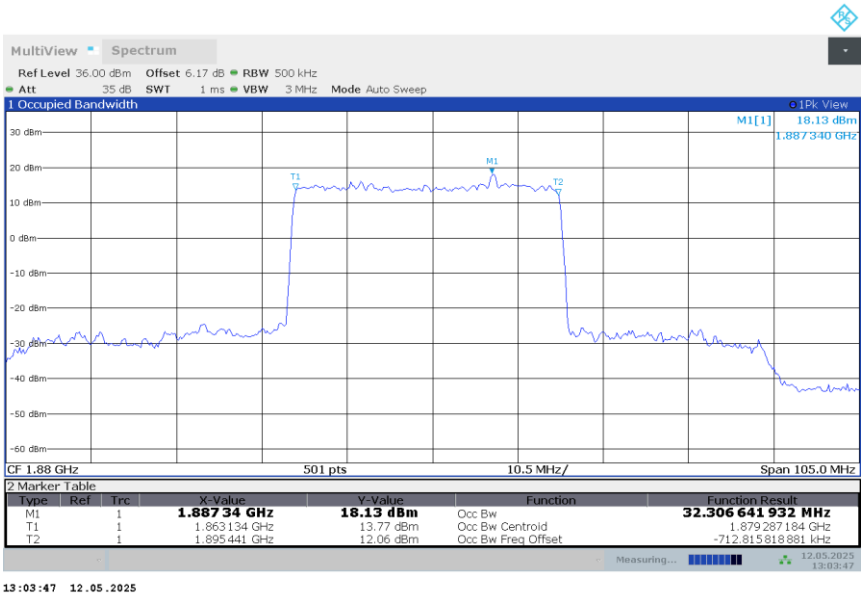

n2,35MHz Bandwidth,DFT-s-QPSK (99% BW)

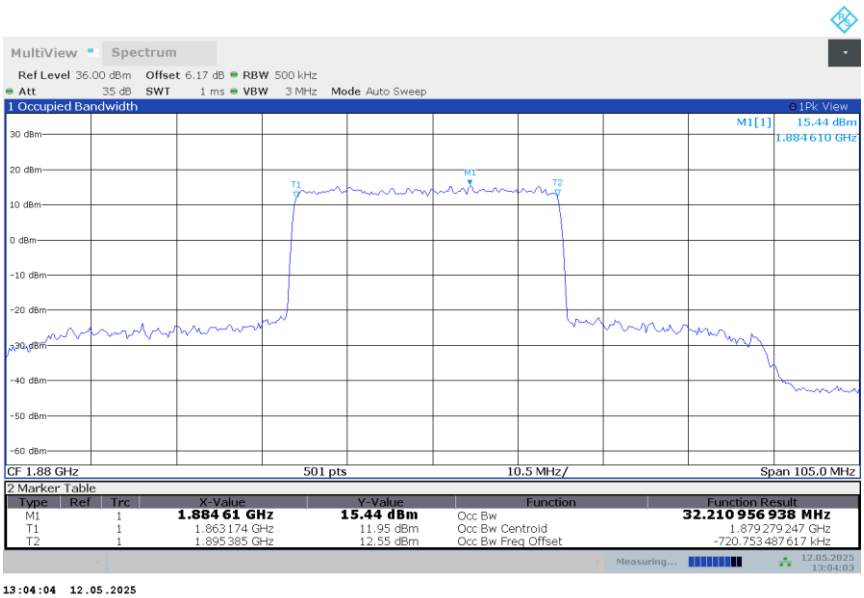

©Copyright. All rights reserved by CTTL.

n2,35MHz Bandwidth,DFT-s-16QAM (99% BW)

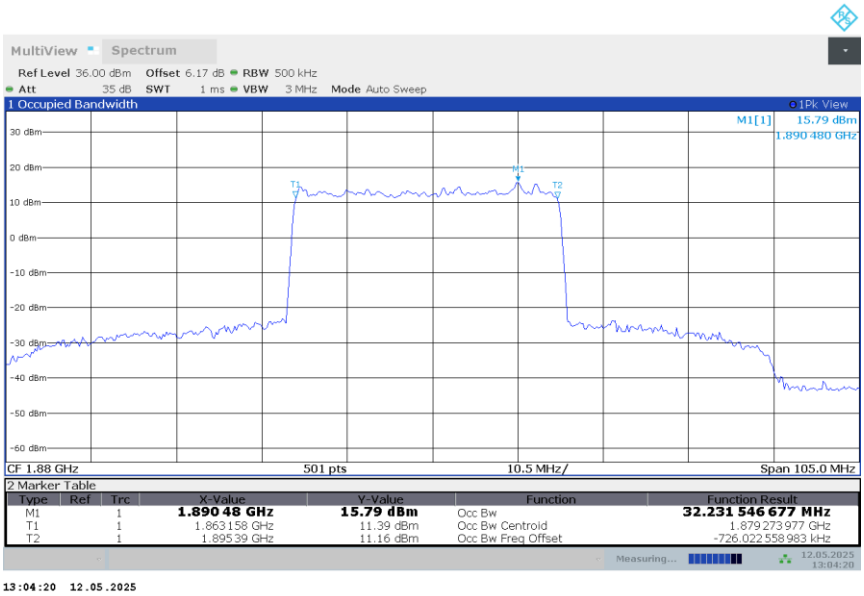

13:04:20 12.05.2025

©Copyright. All rights reserved by CTTL.

n2

n2,40MHz(99%)

Frequency (MHz)	Occupied Bandwidth (99%) (MHz)		
	DFT-s-pi/2 BPSK	DFT-s-QPSK	DFT-s-16QAM
1880	38.943	38.878	38.918

n2,40MHz Bandwidth,DFT-s-pi/2 BPSK (99% BW)

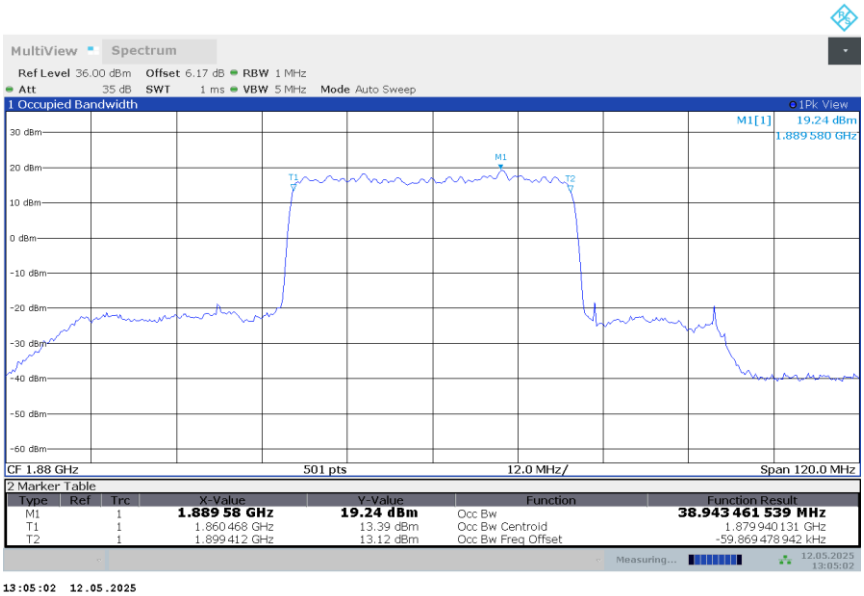

n2,40MHz Bandwidth,DFT-s-QPSK (99% BW)

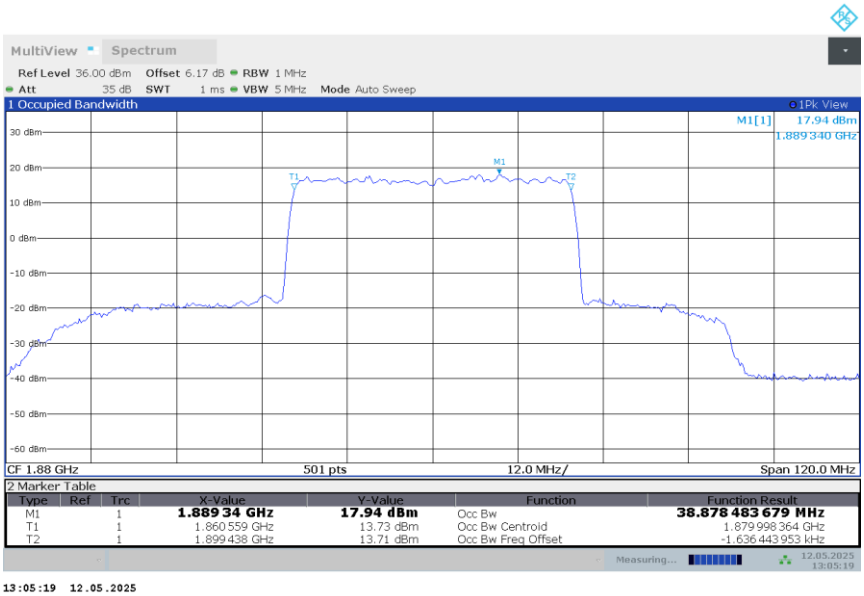

©Copyright. All rights reserved by CTTL.

n2,40MHz Bandwidth,DFT-s-16QAM (99% BW)

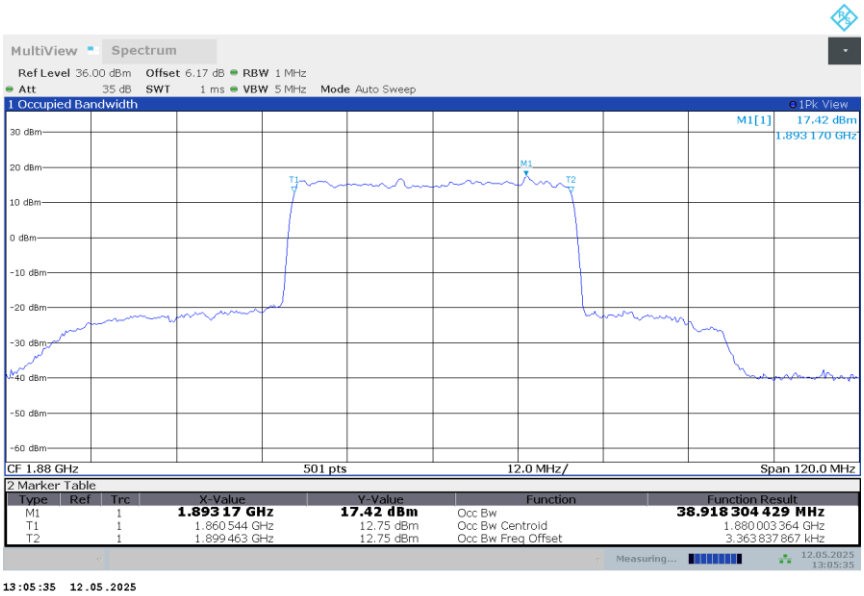

©Copyright. All rights reserved by CTTL.

n5

n5,5MHz(99%)

Frequency (MHz)	Occupied Bandwidth (99%) (MHz)		
	DFT-s-pi/2 BPSK	DFT-s-QPSK	DFT-s-16QAM
836.5	4.530	4.506	4.515

n5,5MHz Bandwidth,DFT-s-pi/2 BPSK (99% BW)

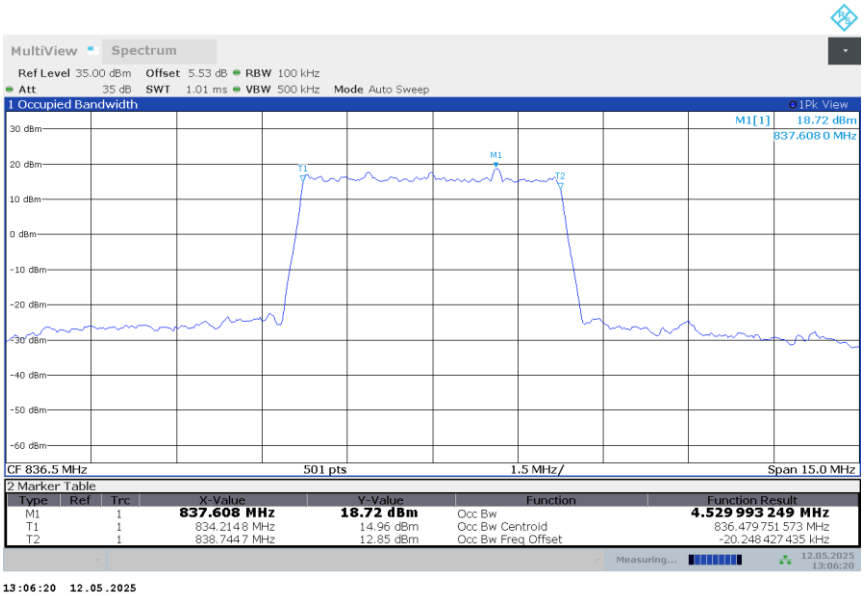

n5,5MHz Bandwidth,DFT-s-QPSK (99% BW)

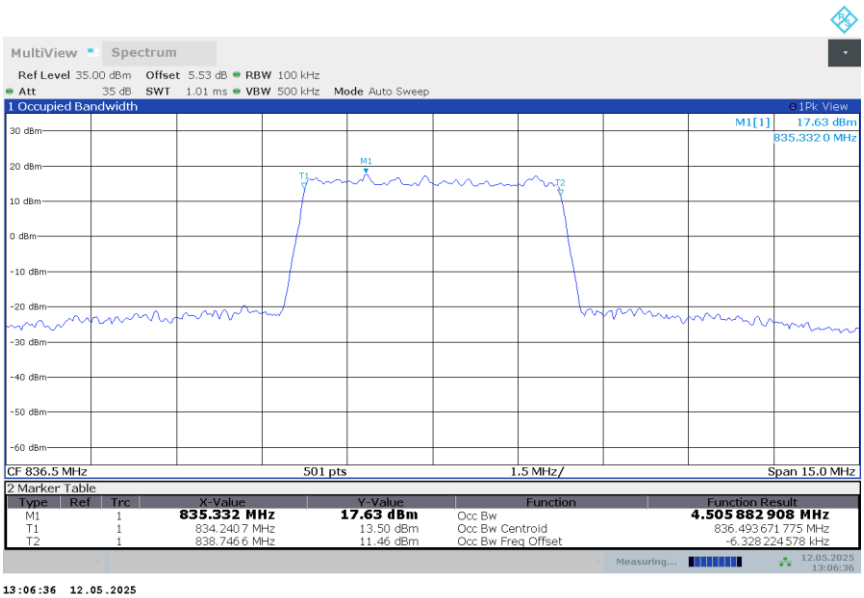

©Copyright. All rights reserved by CTTL.

n5,5MHz Bandwidth,DFT-s-16QAM (99% BW)

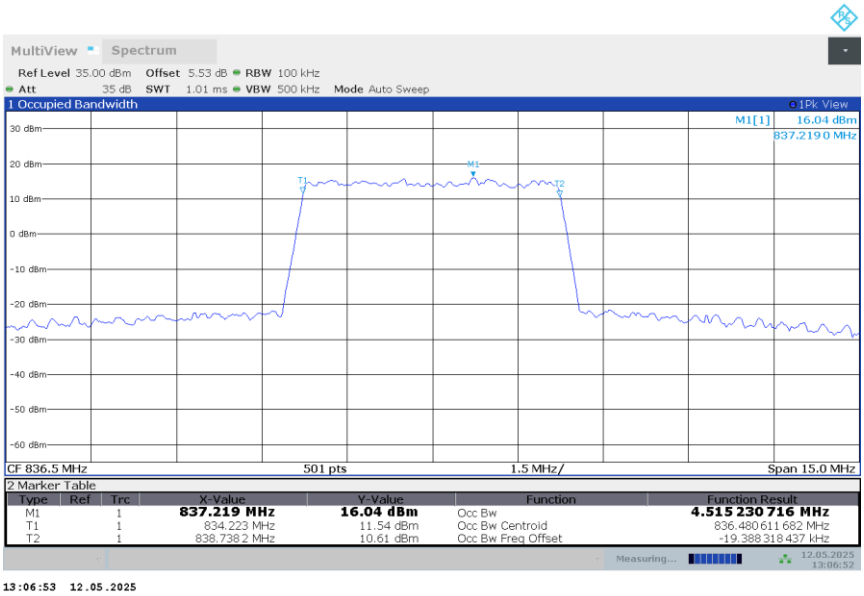

13:06:53 12.05.2025

©Copyright. All rights reserved by CTTL.

n5

n5,10MHz(99%)

Frequency (MHz)	Occupied Bandwidth (99%) (MHz)		
	DFT-s-pi/2 BPSK	DFT-s-QPSK	DFT-s-16QAM
836.5	9.019	8.993	9.003

n5,10MHz Bandwidth,DFT-s-pi/2 BPSK (99% BW)

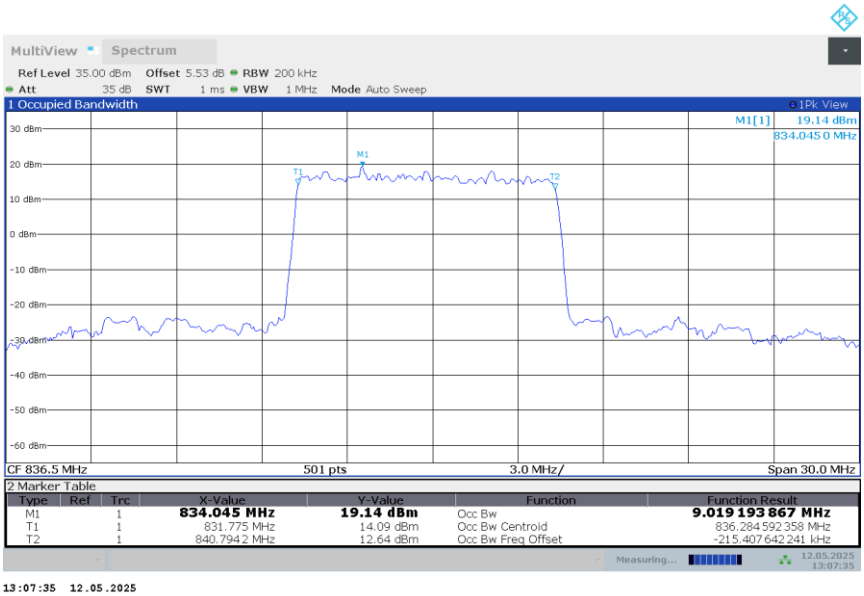

n5,10MHz Bandwidth,DFT-s-QPSK (99% BW)

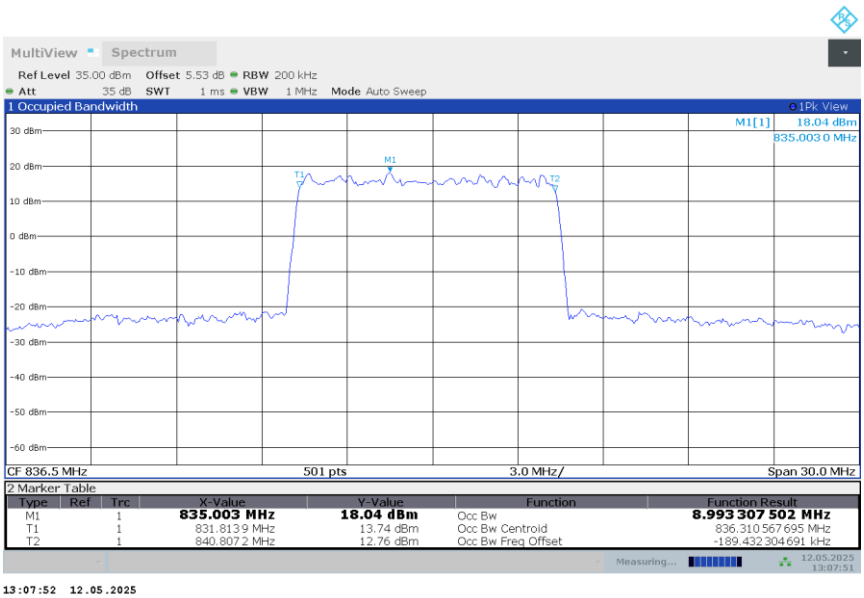

©Copyright. All rights reserved by CTTL.

n5,10MHz Bandwidth,DFT-s-16QAM (99% BW)

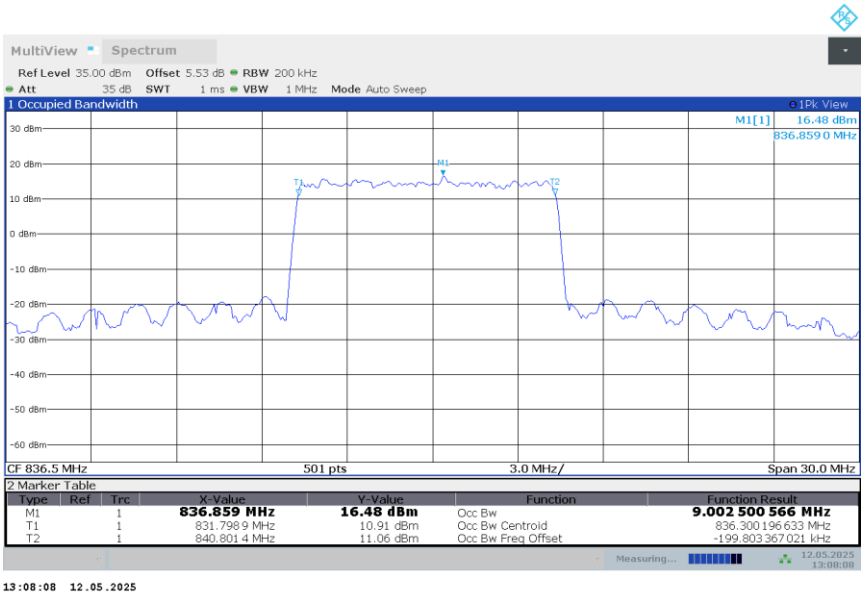

13:08:08 12.05.2025

©Copyright. All rights reserved by CTTL.

n5

n5,15MHz(99%)

Frequency (MHz)	Occupied Bandwidth (99%) (MHz)		
	DFT-s-pi/2 BPSK	DFT-s-QPSK	DFT-s-16QAM
836.5	13.505	13.486	13.485

n5,15MHz Bandwidth,DFT-s-pi/2 BPSK (99% BW)

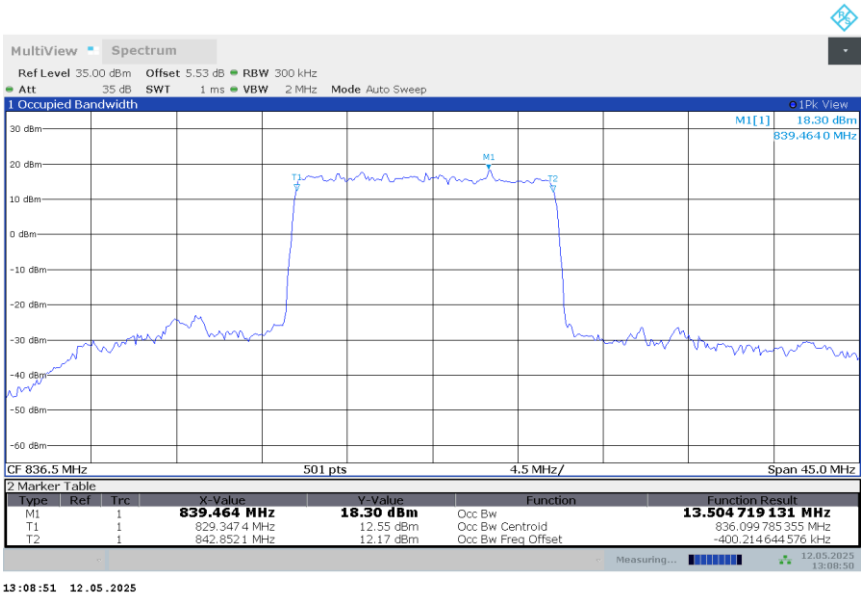

n5,15MHz Bandwidth,DFT-s-QPSK (99% BW)

©Copyright. All rights reserved by CTTL.

n5,15MHz Bandwidth,DFT-s-16QAM (99% BW)

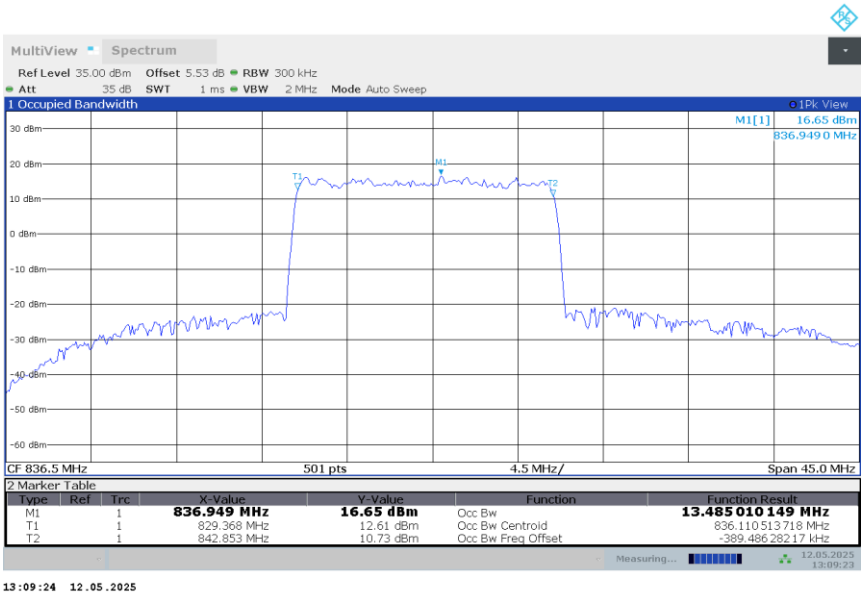

13:09:24 12.05.2025

©Copyright. All rights reserved by CTTL.

n5

n5,20MHz(99%)

Frequency (MHz)	Occupied Bandwidth (99%) (MHz)		
	DFT-s-pi/2 BPSK	DFT-s-QPSK	DFT-s-16QAM
836.5	18.037	17.989	18.004

n5,20MHz Bandwidth,DFT-s-pi/2 BPSK (99% BW)

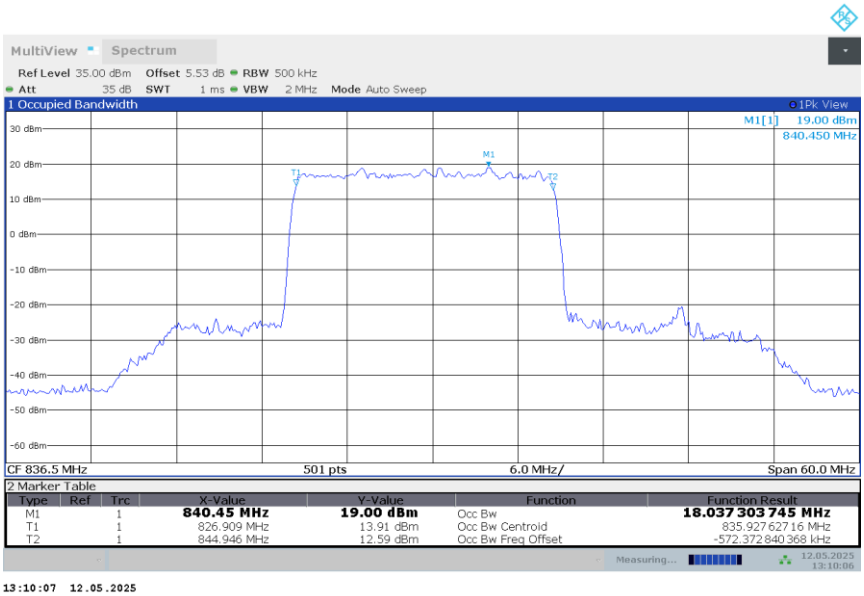

13:10:07 12.05.2025

n5,20MHz Bandwidth,DFT-s-QPSK (99% BW)

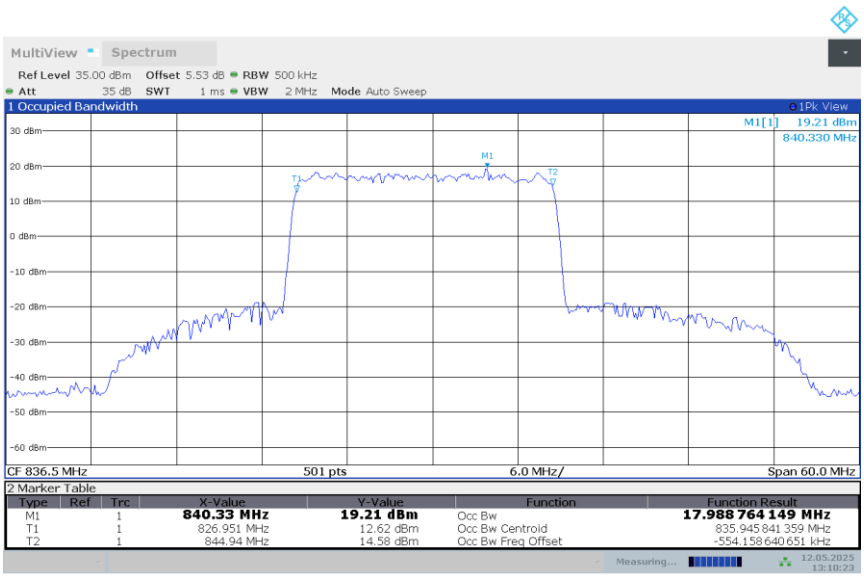

13:10:23 12.05.2025

©Copyright. All rights reserved by CTTL.

n5,20MHz Bandwidth,DFT-s-16QAM (99% BW)

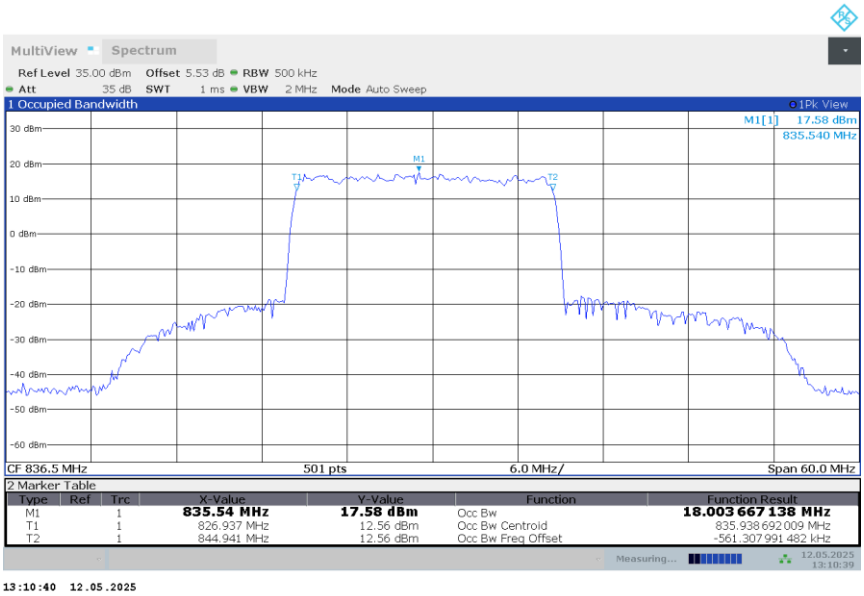

©Copyright. All rights reserved by CTTL.

n5

n5,25MHz(99%)

Frequency (MHz)	Occupied Bandwidth (99%) (MHz)		
	DFT-s-pi/2 BPSK	DFT-s-QPSK	DFT-s-16QAM
836.5	23.068	23.048	23.004

n5,25MHz Bandwidth,DFT-s-pi/2 BPSK (99% BW)

n5,25MHz Bandwidth,DFT-s-QPSK (99% BW)

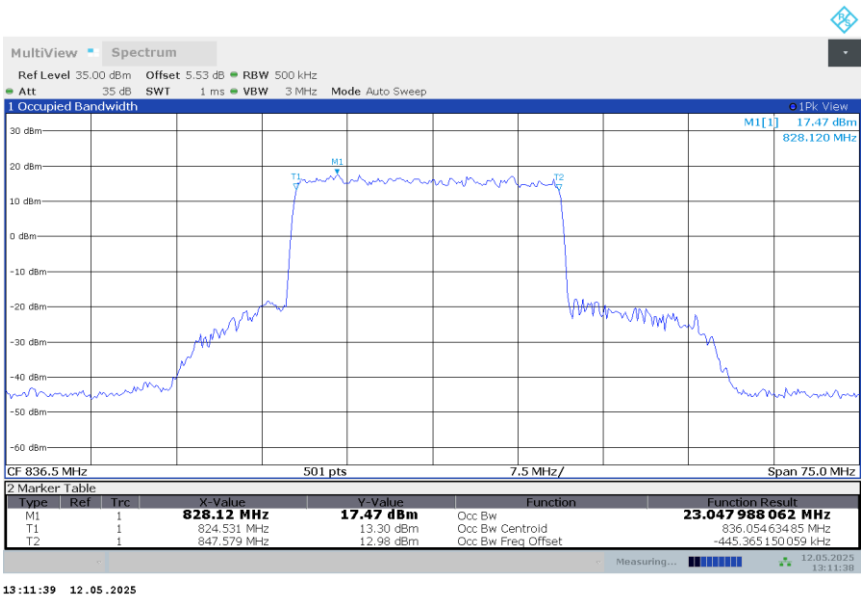

©Copyright. All rights reserved by CTTL.

n5,25MHz Bandwidth,DFT-s-16QAM (99% BW)

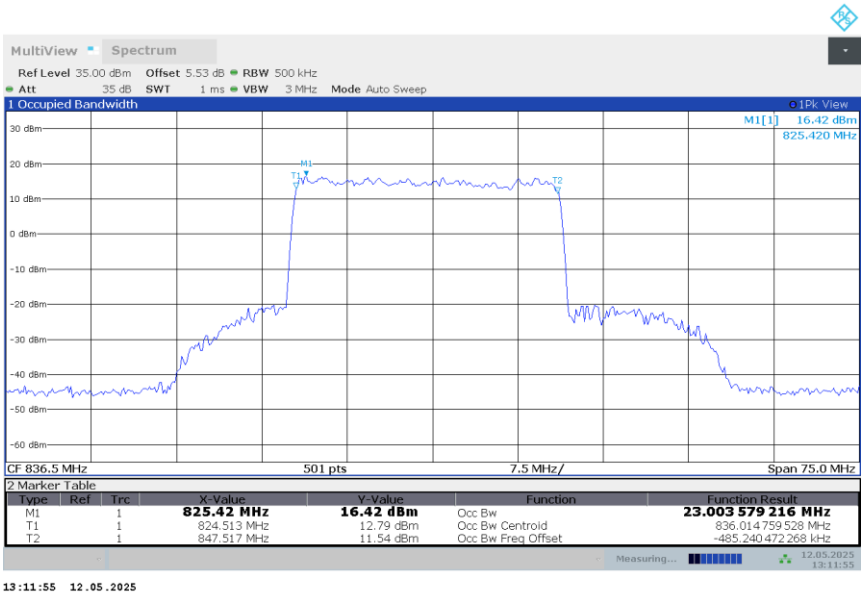

13:11:55 12.05.2025

©Copyright. All rights reserved by CTTL.

n30

n30,5MHz(99%)

Frequency (MHz)	Occupied Bandwidth (99%) (MHz)		
	DFT-s-pi/2 BPSK	DFT-s-QPSK	DFT-s-16QAM
2310	4.535	4.496	4.520

n30,5MHz Bandwidth,DFT-s-pi/2 BPSK (99% BW)

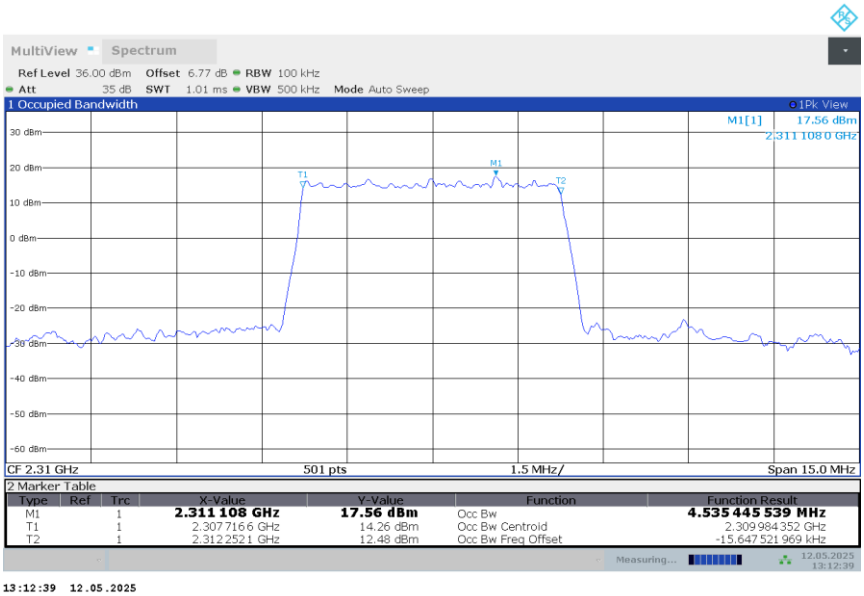

n30,5MHz Bandwidth,DFT-s-QPSK (99% BW)

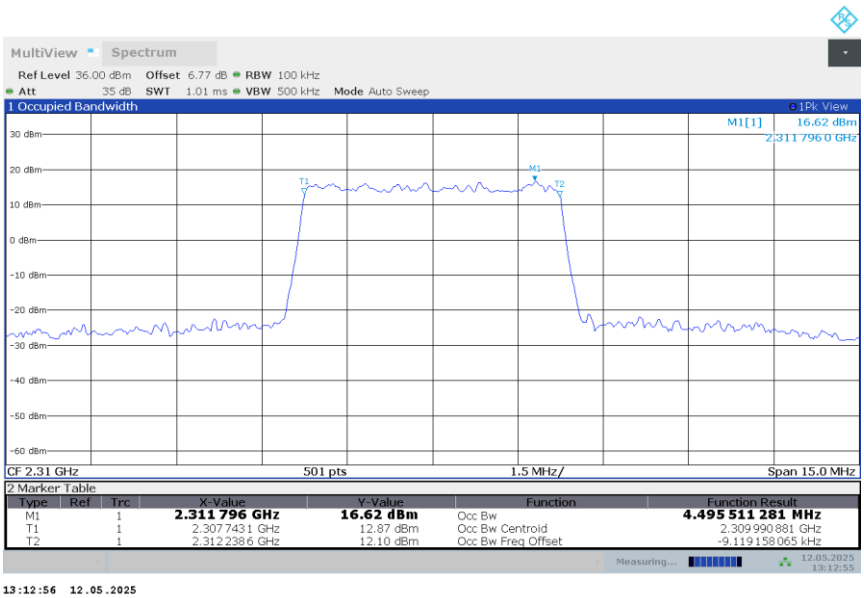

©Copyright. All rights reserved by CTTL.

n30,5MHz Bandwidth,DFT-s-16QAM (99% BW)

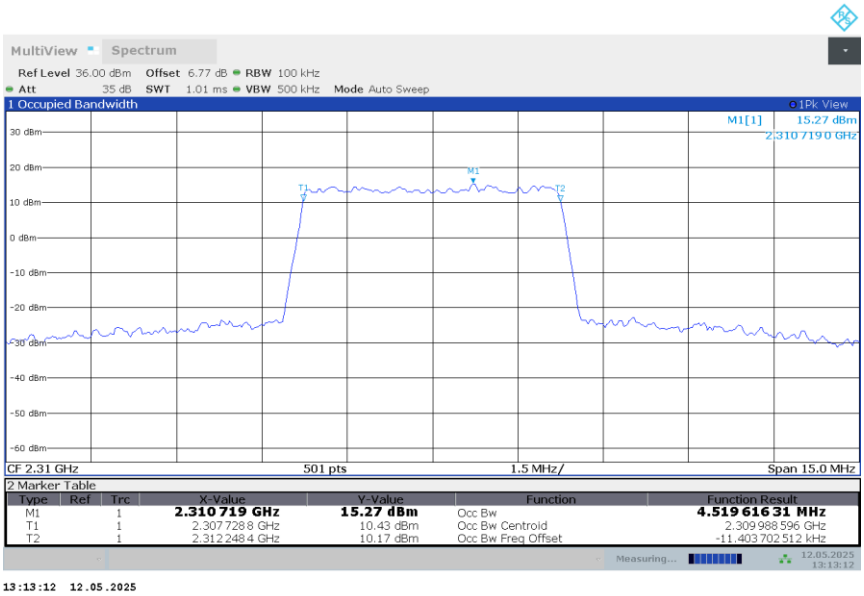

13:13:12 12.05.2025

©Copyright. All rights reserved by CTTL.