Getting Started With Your

V461A

Overview

Front/Back

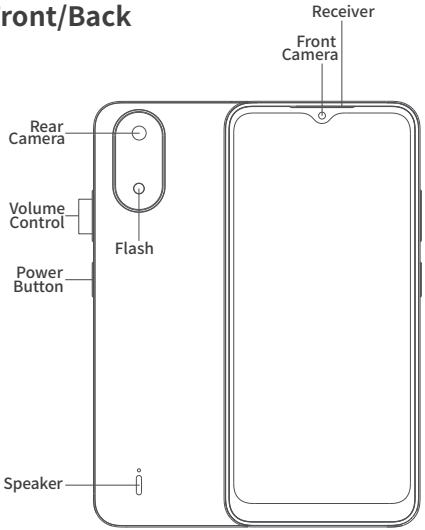

Top

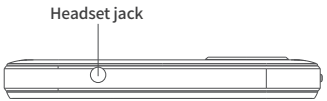

Bottom

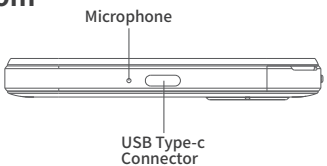

Set Up Your Phone

Read this guide carefully before using your VOIX U10.
The illustrations in this guide are for reference only.
Actual products may vary.

Remove back cover

Insert your fingertip under the ledge at the bottom right of the phone and lift back the cover to remove it.

Insert cards

Turn off your phone before inserting or removing a card.

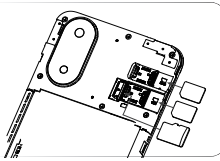

Insert the battery

Align the battery contacts with the contacts on the phone, then insert the battery into the phone.

Replace back cover

- After installing the SIM card, memory card, and battery, align the back cover with the back of the phone.
- Press the back cover until it snaps into place completely.
- Ensure that all edges of the back cover are properly aligned and the phone is fully closed.

Charge your phone

Plug in the USB-C connector to charge your phone.

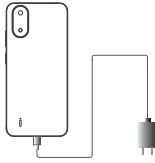

Turn on/off your phone

- Press and hold the power button until the phone turns on.
- Press and hold the power button, and then tap Power off to turn off your phone.

Safety Information

To reduce the risk of bodily injury, electric shock, fire, and damage to the equipment,, read the following information carefully before using the product.

Use your device with care

Do not drop, bend, or puncture your device; do not insert foreign objects into or place heavy objects on your device. The above actions may cause damage to your device.

Do not use this product in gas stations, fuel depots, chemical plants or where blasting operations are in progress, or in potentially explosive atmospheres such as fueling areas, fuel storehouses, below deck on boats, chemical plants, fuel or chemical transfer or storage facilities, and areas where the air contains chemicals or particles, such as grain, dust, or metal powders. Please be aware that sparks in such areas could cause an explosion or fire resulting in bodily injury or even death.

Do not use your device in extremely hot, cold and humid environment. Do not expose your device to water, rain, sweat or other liquids. Use the device within a temperature range of 0°C (32°F) to 40°C (104°F). Store or transport the device within a temperature range of -20°C (-4°F) to 50°C (122°F).

Do not disassemble

The back cover of your device is removable for battery and SIM card access. Do not attempt to disassemble any internal components other than the back cover and battery. Attempting to disassemble or modify your device will void the warranty.

Electrical safety

- Use only approved accessories.
- Do not connect with incompatible products or accessories.
- This product is intended for use when supplied with power from the designated battery or power supply unit. Other usages may be dangerous and will invalidate any approval given to this product.
- This product should be operated only with the following designated power supply unit(s).
- Travel charger:
  Input: 100-240V, 50/60Hz, 0.20A. Output: 5.0V ⎓1.2A, 6.0W.

Road safety

Full attention must be given to driving at all times in order to reduce the risk of an accident. Using a phone while driving (even with a hands-free kit) causes distraction and can lead to an accident. You must comply with local laws and regulations restricting the use of wireless devices while driving.

Safety Information

Safety in aircraft

Due to possible interference caused by this product to an aircraft's navigation system and its communications network, using this device's phone function on board an airplane is against the law in most countries. If you want to use this device while on board an aircraft, remember to turn off the RF on your phone by switching to Airplane Mode.

Protect your hearing

Please use headphones or earphones at a reasonable volume to protect your hearing. Long-term exposure to noise can damage your hearing.

Keep away from small children

This device contains small parts that may pose a choking hazard to small children. Please keep your device away from small children.

Be aware of device overheating

Please be aware that the device may become hot when it is turned on or the battery is charging. Extended contact with your body, even through clothing, could cause discomfort or even skin burns. Avoid extended contact of your body parts with the high-temperature areas of the device.

Device disposal instructions

This device contains substances that can explode or leak. When disposing of the device, please follow local regulations and guidelines for electronic waste disposal to minimize environmental impact.

FCC Compliance Statement

This device complies with Part 15 of the FCC Rules.
The operation is subject to the following two conditions:
(1)This device may not cause harmful interference, and
(2)this device must accept any interference received, including interference that may cause undesired operation.

This device has been tested and found to comply with the limits for a Class B digital device, pursuant to Part 15 of the FCC Rules. These limits are designed to provide reasonable protection against harmful interference in a residential installation. This equipment generates, uses and can radiate radio frequency energy and, if not installed and used in accordance with the instructions, may cause harmful interference to radio communications.

However, there is no guarantee that interference will not occur in a particular installation. If this equipment does cause harmful interference to radio or television reception, which can be determined by turning the equipment off and on, the user is encouraged to try to correct the interference by one or more of the following measures:

- Reorient or relocate the receiving antenna.
- Increase the separation between the equipment and receiver.
- Connect the equipment into an outlet on a circuit different from that to which the receiver is connected.
- Consult the dealer or an experienced radio/TV technician for help.

Changes or modifications not expressly approved by the party responsible for compliance could void the user's authority to operate the equipment.

FCC E-label information

View the FCC E-label, please go to:
Settings > About phone > Regulation

RF Exposure Information (SAR)

This wireless phone meets the government' s requirements for exposure to radio waves.

This wireless phone is a radio transmitter and receiver. It is designed and manufactured not to exceed the emission limits for exposure to radio frequency (RF) energy set by the Federal Communications Commission of the U.S. Government. The exposure standard for wireless mobile phones employs a unit of measurement known as the Specific Absorption Rate, or SAR. The SAR limit set by the FCC is 1.6 W/kg. Tests for SAR are conducted using standard operating positions accepted by the FCC with the phone transmitting at its highest certified power level in all tested frequency bands.

Although the SAR is determined at the highest certified power level, the actual SAR level of the phone while operating can be well below the maximum value. This is because the phone is designed to operate at multiple power levels so as to use only the power required to reach the network. In general, the closer you are to a wireless base station, the lower the power output.

The highest SAR value for the model phone as reported to the FCC when tested for use at the ear is x.xxx W/kg, in hotspot mode is X.XXX W/kg, and when worn on the body, isX.XXX W/kg (Body-worn measurements differ among phone models, depending upon available accessories and FCC requirements.)

While there may be differences between the SAR levels of various phones and at various positions, they all meet the government requirement.

The FCC has granted an Equipment Authorization for this model phone with all reported SAR levels evaluated as in compliance with the FCC RF exposure guidelines. SAR information on this model phone is on file with the FCC and can be found under the Display Grant section of www.fcc.gov/oet/ea/fccid after searching on FCC ID: XD6V461A.

For body-worn operation, this phone has been tested and meets the FCC RF exposure guidelines for use with an accessory that contains no metal and positions the handset a minimum of 1.0 cm from the body. Use of other accessories may not ensure compliance with FCC RF exposure guidelines. If you do not use a body-worn accessory and are not holding the phone at the ear, position the handset a minimum of 1.0 cm from your body when the phone is switched on.

Hearing Aid Compatibility (HAC)

This device is hearing aid-compatible as determined by ANSI C63.19-2019 and waiver DA-23-914. The lowest conversational gain is 12.81 dB with a hearing-aid, and 18.53 dB without hearing-aid, using telecoil coupling capability and Bluetooth connectivity.

The 2019 ANSI C63.19 standard does not use this rating system nor do any test standards exist for any wireless technologies that transmit above 6 GHz. Therefore, 5G NR mmWave frequency bands cannot be tested. Instead, this standard uses the conversational gains for the device' s hearing aid compatible capabilities.

This device has been tested and certified for use with hearing aids for some of the wireless technologies that it uses. However, there may be some newer wireless technologies used in this phone that have not been tested yet for use with hearing aids. It is important to try the different features of this phone thoroughly and in different locations, using your hearing aid or cochlear implant, to determine if you hear any interfering noise. Consult your service provider or the manufacturer of this phone for information on hearing aid compatibility. If you have questions about return or exchange policies, consult your service provider or retailer.