TEST REPORT

Applicant:	Shenzhen Tinno Mobile Technology Corp
Address:	27-001, South side of Tianlong mobile HQ Building, Tongfa South Road, Xili Street, Nanshan District, Shenzhen, Guangdong Province, 518000, China
Equipment Type:	onn. 10.1" Tablet
Model Name:	TBIND100135925 (refer to section 2.3)
Brand Name:	onn.
FCC ID:	XD6WM2310T
Test Standard:	47 CFR Part 15 Subpart E (refer to section 3.1)
Sample Arrival Date:	Dec. 11, 2023
Test Date:	Dec. 15, 2023 - Dec. 29, 2023
Date of Issue:	Jan. 11, 2024

ISSUED BY:

Shenzhen BALUN Technology Co., Ltd.

Tested by: Julie Zhu **Checked by:** Ye Hongji **Approved by:** Liao Jianming (Technical Director)

Revision History

Version	Issue Date	Revisions
Rev. 01	Jan. 11, 2024	Initial Issue

TABLE OF CONTENTS

1 GENERAL INFORMATION 4
1.1 Test Laboratory 4
1.2 Test Location 4
2 PRODUCT INFORMATION 5
2.1 Applicant Information 5
2.2 Manufacturer Information 5
2.3 General Description for Equipment under Test (EUT) 5
2.4 Technical Information 6
2.5 Channel List 7
3 SUMMARY OF TEST RESULTS 10
3.1 Test Standards 10
3.2 Test Verdict 10
4 GENERAL TEST CONFIGURATIONS 11
4.1 Test Environments 11
4.2 Test Equipment List 11
4.3 Test Software List 12
4.4 Measurement Uncertainty 12
4.5 Description of Test Setup 13
5 TEST ITEMS 16
5.1 RF Output Power 16
5.2 Emission Bandwidth and 6 dB Bandwidth 17
5.3 Power Spectral density (PSD) 18
5.4 Conducted Emission 19
5.5 Radiated Spurious Emissions and Band Edge (Restricted-band) 20

ANNEX A TEST RESULT 25
A.1 RF Output Power 25
A.2 Emission Bandwidth & 99% Bandwidth 30
A.3 6 dB Bandwidth 34
A.4 Power Spectral Density 35
A.5 Conducted Emissions 39
A.6 Radiated Spurious Emissions and Band Edge (Restricted-band) 41
ANNEX B TEST SETUP PHOTOS 170
ANNEX C EUT EXTERNAL PHOTOS 170
ANNEX D EUT INTERNAL PHOTOS 170

1 GENERAL INFORMATION

1.1 Test Laboratory

Name	Shenzhen BALUN Technology Co., Ltd.
Address	Block B, 1/F, Baisha Science and Technology Park, Shahe Xi Road, Nanshan District, Shenzhen, Guangdong Province, P. R. China
Phone Number	+86 755 6685 0100

1.2 Test Location

Name	Shenzhen BALUN Technology Co., Ltd.
Location	☑ Block B, 1/F, Baisha Science and Technology Park, Shahe Xi Road, Nanshan District, Shenzhen, Guangdong Province, P. R. China
	☐ 1/F, Building B, Ganghongji High-tech Intelligent Industrial Park, No. 1008, Songbai Road, Yangguang Community, Xili Sub-district, Nanshan District, Shenzhen, Guangdong Province, P. R. China
Accreditation Certificate	The laboratory is a testing organization accredited by FCC as a accredited testing laboratory. The designation number is CN1196.

2 PRODUCT INFORMATION

2.1 Applicant Information

Applicant	Shenzhen Tinno Mobile Technology Corp
Address	27-001, South side of Tianlong mobile HQ Building, Tongfa South Road, Xili Street, Nanshan District, Shenzhen, Guangdong Province, 518000, China

2.2 Manufacturer Information

Manufacturer	Shenzhen Tinno Mobile Technology Corp
Address	27-001, South side of Tianlong mobile HQ Building, Tongfa South Road, Xili Street, Nanshan District, Shenzhen, Guangdong Province, 518000, China

2.3 General Description for Equipment under Test (EUT)

EUT Name	onn. 10.1" Tablet
Model Name Under Test	TBIND100135925
Series Model Name	TBPPY100135925, TBLVD100135925, TBVAN100135925
Description of Model name differentiation	All models are same with electrical parameters and internal circuit structure, but only differ in model name and color. (this information provided by the customer)
Hardware Version	V1.0
Software Version	N/A
Dimensions (Approx.)	N/A
Weight (Approx.)	N/A

2.4 Technical Information

Network and Wireless connectivity	Bluetooth (BR+EDR+BLE) 2.4G WIFI 802.11b, 802.11g, 802.11n(HT20) 5G WIFI 802.11a, 802.11n(HT20/40), 802.11ac(VHT20/40/80) U-NII-1/2A/2C/3, GPS

The requirement for the following technical information of the EUT was tested in this report:

Frequency Range	U-NII-1: 5150 MHz to 5250 MHz, U-NII-2A: 5250 MHz to 5350 MHz, U-NII-2C: 5470 MHz to 5725 MHz, U-NII-3: 5725 MHz to 5850 MHz
Product Type	☐ Mobile ☒ Portable ☐ Fix Location
Modulation technology	OFDM
Modulation Type	256QAM, 64QAM, 16QAM, BPSK, QPSK
Transfer Rate (Mbps) (Single RF path)	802.11a: 54/ 48/ 36/ 24/ 18/ 12/ 9/ 6 Mbps 802.11n: up to 150 Mbps 802.11ac: up to VHT-MCS9
Channel Bandwidth	802.11a: 20 MHz 802.11n: 20 MHz, 40 MHz 802.11ac: 20 MHz, 40 MHz, 80 MHz
Maximum Output Power	U-NII-1: 17.58 mW U-NII-2A: 17.74 mW U-NII-2C: 17.74 mW U-NII-3: 12.36 mW
Antenna System (eg., MIMO, Smart Antenna)	N/A
Categorization as Correlated or Completely Uncorrelated	N/A
Antenna Type	LOOP Antenna
Antenna Gain	U-NII-1: 5150 MHz to 5250 MHz: 0.5 dBi U-NII-2A: 5250 MHz to 5350 MHz: 0.6 dBi U-NII-2C: 5470 MHz to 5725 MHz: 0.7 dBi U-NII-3: 5725 MHz to 5850 MHz: 0.6 dBi
About the Product	The equipment is onn. 10.1" Tablet, intended for used with information technology equipment.

2.5 Channel List

20 MHz		40 MHz		80 MHz	
Channel Number	Frequency (MHz)	Channel Number	Frequency (MHz)	Channel Number	Frequency (MHz)
36	**5180**	**38**	**5190**	**42**	**5210**
40	5200	**46**	**5230**	**58**	**5290**
44	**5220**	**54**	**5270**	**106**	**5530**
48	**5240**	**62**	**5310**	**122**	**5610**
52	**5260**	**102**	**5510**	**138**	**5690**
56	5280	110	5550	**155**	**5775**
60	**5300**	**142**	**5710**		
64	**5320**	**151**	**5755**		
100	**5500**	**159**	**5795**		
104	5520				
108	5540				
112	5560				
116	**5580**				
136	5680				
140	**5700**				
144	**5720**				
149	**5745**				
153	5765				
157	**5785**				
161	5805				
165	**5825**				

The Lowest frequency, the middle frequency and the highest frequency of channel were selected to perform the test, and the selected channel see below:

For 802.11a/n(HT20)/ac(VHT20)

U-NII-1 (5150 - 5250 MHz)			U-NII-2A (5250 - 5350 MHz)		
Channel Number	Channel	Frequency (MHz)	Channel Number	Channel	Frequency (MHz)
36	Low	5180	52	Low	5260
44	Mid	5220	60	Mid	5300
48	High	5240	64	High	5320

U-NII-2C (5470 - 5725 MHz)			U-NII-3 (5725 - 5850 MHz)		
Channel Number	Channel	Frequency (MHz)	Channel Number	Channel	Frequency (MHz)
100	Low	5500	144	--	5720
116	Mid	5580	149	Low	5745
140	High	5700	157	Mid	5785

144	--	5720	165	High	5825

For 802.11n(HT40)/ac(VHT40)

U-NII-1 (5150 - 5250 MHz)			U-NII-2A (5250 - 5350 MHz)		
Channel Number	Channel	Frequency (MHz)	Channel Number	Channel	Frequency (MHz)
38	Low	5190	54	Low	5270
46	High	5230	62	High	5310

U-NII-2C (5470 - 5725 MHz)			U-NII-3 (5725 - 5850 MHz)		
Channel Number	Channel	Frequency (MHz)	Channel Number	Channel	Frequency (MHz)
102	Low	5510	142	--	5710
118	Mid	5590	151	Low	5755
134	High	5670	159	High	5795
142	--	5710			

For 802.11ac(VHT80)

U-NII-1 (5150 - 5250 MHz)			U-NII-2A (5250 - 5350 MHz)		
Channel Number	Channel	Frequency (MHz)	Channel Number	Channel	Frequency (MHz)
42	Mid	5210	58	Mid	5290

U-NII-2C (5470 - 5725 MHz)			U-NII-3 (5725 - 5850 MHz)		
Channel Number	Channel	Frequency (MHz)	Channel Number	Channel	Frequency (MHz)
106	Low	5530	138	--	5690
122	High	5610	155	Mid	5775
138	--	5690			

Note: Preliminary tests were performed in different data rate in above table to find the worst radiated emission. The data rate shown in the table below is the worst-case rate with respect to the specific test item. Investigation has been done on all the possible configurations for searching the worst cases. The following table is a list of the test modes shown in this test report.

Test Items	Mode	Data Rate	Modulation Type	U-NII-1	U-NII-2A	U-NII-2C	U-NII-3
				Channel	Channel	Channel	Channel
RF Output Power	11a	6	BPSK	48/44/36	64/60/52	144/140/116/100	165/157/149/144
	11n(20 MHz)	6.5		48/44/36	64/60/52	144/140/116/100	165/157/149/144
	11n(40 MHz)	13.5		46/38	62/54	142/134/118/102	159/151/142
	11ac(20 MHz)	6.5		48/44/36	64/60/52	144/140/116/100	165/157/149/144
	11ac(40 MHz)	13.5		46/38	62/54	142/134/118/102	159/151/142
	11ac(80 MHz)	29.3		42	58	138/122/106	155/138
Emission	11a	6	BPSK	48/44/36	64/60/52	144/140/116/100	165/157/149/144

Bandwidth & 99% Occupied Bandwidth	11n(20 MHz)	6.5		48/44/36	64/60/52	144/140/116/100	165/157/149/144
	11n(40 MHz)	13.5		46/38	62/54	142/134/118/102	159/151/142
	11ac(20 MHz)	6.5		48/44/36	64/60/52	144/140/116/100	165/157/149/144
	11ac(40 MHz)	13.5		46/38	62/54	142/134/118/102	159/151/142
	11ac(80 MHz)	29.3		42	58	138/122/106	155/138
6 dB bandwidth	11a	6	BPSK	N/A	N/A	N/A	165/157/149/144
	11n(20 MHz)	6.5		N/A	N/A	N/A	165/157/149/144
	11n(40 MHz)	13.5		N/A	N/A	N/A	159/151/142
	11ac(20 MHz)	6.5		N/A	N/A	N/A	165/157/149/144
	11ac(40 MHz)	13.5		N/A	N/A	N/A	159/151/142
	11ac(80 MHz)	29.3		N/A	N/A	N/A	155/138
Power Spectral Density	11a	6	BPSK	48/44/36	64/60/52	144/140/116/100	165/157/149/144
	11n(20 MHz)	6.5		48/44/36	64/60/52	144/140/116/100	165/157/149/144
	11n(40 MHz)	13.5		46/38	62/54	142/134/118/102	159/151/142
	11ac(20 MHz)	6.5		48/44/36	64/60/52	144/140/116/100	165/157/149/144
	11ac(40 MHz)	13.5		46/38	62/54	142/134/118/102	159/151/142
	11ac(80 MHz)	29.3		42	58	138/122/106	155/138
Radiated Spurious Emissions	11a	6	BPSK	48/44/36	64/60/52	144/140/116/100	165/157/149/144
	11n(20 MHz)	6.5		48/44/36	64/60/52	144/140/116/100	165/157/149/144
	11n(40 MHz)	13.5		46/38	62/54	142/134/118/102	159/151/142
	11ac(20 MHz)	6.5		48/44/36	64/60/52	144/140/116/100	165/157/149/144
	11ac(40 MHz)	13.5		46/38	62/54	142/134/118/102	159/151/142
	11ac(80 MHz)	29.3		42	58	138/122/106	155/138
Band Edge (Restricted-band)	11a	6	BPSK	48/36	64/52	144/140/100	165/149/144
	11n(20 MHz)	6.5		48/36	64/52	144/140/100	165/149/144
	11n(40 MHz)	13.5		46/38	62/54	142/134/102	159/151/142
	11ac(20 MHz)	6.5		48/36	64/52	144/140/100	165/149/144
	11ac(40 MHz)	13.5		46/38	62/54	142/134/102	159/151/142
	11ac(80 MHz)	29.3		42	58	138/122/106	155/138

3 SUMMARY OF TEST RESULTS

3.1 Test Standards

No.	Identity	Document Title
1	47 CFR Part 15 Subpart E	Unlicensed National Information Infrastructure Devices
2	KDB Publication 789033 D02v02r01	Guidelines for Compliance Testing of Unlicensed National Information Infrastructure (U-NII) Devices Part 15, Subpart E
3	ANSI C63.10-2013	American National Standard for Testing Unlicensed Wireless Devices

3.2 Test Verdict

No.	Description	FCC Part No.	Test Result	Verdict
1	Antenna Requirement	15.203	--	Pass[Note1]
2	RF Output Power	15.407(a)	ANNEX A.1	Pass
3	Emission Bandwidth & 99% Occupied Bandwidth	15.407(a)	ANNEX A.2	Pass
4	6 dB bandwidth	15.407(e)	ANNEX A.3	Pass
5	Power Spectral Density	15.407(a)	ANNEX A.4	Pass
6	Conducted Emission	15.207	ANNEX A.5	Pass
7	Radiated Spurious Emissions and Band Edge (Restricted-band)	15.407(b)	ANNEX A.6	Pass

Note 1: The EUT has a permanently and irreplaceable attached antenna, which complies with the requirement FCC 15.203.

Note 2: Under all normal operating conditions specified in the user manual, frequency stability can keep radiation within the operating frequency band.

4 GENERAL TEST CONFIGURATIONS

4.1 Test Environments

During the measurement, the normal environmental conditions were within the listed ranges:

Relative Humidity	37% to 59%	
Atmospheric Pressure	100 kPa to 102 kPa	
Temperature	NT (Normal Temperature)	+19.9℃ to +23.4℃
	LT (Low Temperature)	0.0℃
	HT (High Temperature)	35.0℃
Working Voltage of the EUT	NV (Normal Voltage)	3.80 V
	LV (Low Voltage)	3.45 V
	HV (High Voltage)	4.35 V

4.2 Test Equipment List

Description	Manufacturer	Model	Serial No.	Cal. Date	Cal. Due
Spectrum Analyzer	KEYSIGHT	N9020A	MY50330200	2023.05.16	2024.05.15
Power Sensor	KEYSIGHT	U2063XA	MY58000251	2023.07.12	2024.07.11
Spectrum Analyzer	KEYSIGHT	N9020A	MY52510065	2023.09.05	2024.09.04
Spectrum Analyzer	ROHDE&SCHWARZ	FSV-40	101544	2023.01.03	2024.01.02
Signaling Unit	ROHDE&SCHWARZ	CMW500	171150	2023.06.19	2024.06.18
Test Antenna-Horn	SCHWARZBECK	BBHA 9120D	01631	2022.02.03	2025.02.02
Test Antenna-Horn	A-INFO	LB-180400KF	J211060273	2021.07.02	2024.07.01
Anechoic Chamber	RAINFORD	9m*6m*6m	144	2022.02.19	2024.09.03
Amplifier	COM-MV	ZT30-1000M	18110850	2023.09.05	2024.09.04
Amplifier	COM-MV	LSCX_LNA 1-12G-01	180602	2023.09.05	2024.09.04
Amplifier	COM-MV	XKu_LNA7-18G-01	180601	2023.09.05	2024.09.04
Amplifier	COM-MV	KA LNA18 40G-01	18050001	2023.12.06	2024.12.05
EMI Receiver	ROHDE&SCHWARZ	ESRP	101036	2023.09.05	2024.09.04
Test Antenna-Loop	SCHWARZBECK	FMZB 1519	1519-037	2021.04.16	2024.04.15
Anechoic Chamber	EMC Electronic Co., Ltd	20.10*11.60 *7.35m	130	2021.08.15	2024.08.14
Test Antenna-Bi-Log	SCHWARZBECK	VULB 9163	9163-624	2021.08.20	2024.08.19
EMI Receiver	KEYSIGHT	N9038A	MY53220118	2023.09.05	2024.09.04
Anechoic Chamber	RAINFORD	9m*6m*6m	101	2023.03.26	2026.03.03
EMI Receiver	KEYSIGHT	N9010B	MY57110309	2023.09.05	2024.09.04

Description	Manufacturer	Model	Serial No.	Cal. Date	Cal. Due
LISN	SCHWARZBECK	NSLK 8127	8127-687	2023.05.16	2024.05.15
Shielded Enclosure	YiHeng Electronic Co., Ltd	3.5m*3.1m* 2.8m	112	2022.02.19	2025.02.18

4.3 Test Software List

Description	Manufacturer	Software Version	Serial No.	Applicable test Setup
BL410R	BALUN	V2.1.1.488	N/A	The section 4.5.1
BL410E	BALUN	V22.930	N/A	The section 4.5.2&4.5.3&4.5.4&4.5.5

4.4 Measurement Uncertainty

The following measurement uncertainty levels have been estimated for tests performed on the EUT as specified in CISPR 16-4-2.

This uncertainty represents an expanded uncertainty expressed at approximately the 95% confidence level using a coverage factor of k=2.

Parameters	Uncertainty
Occupied Channel Bandwidth	2.8%
RF output power, conducted	1.28 dB
Power Spectral Density, conducted	1.30 dB
Unwanted Emissions, conducted	1.84 dB
All emissions, radiated	5.36 dB
Temperature	0.8°C
Humidity	4%

4.5 Description of Test Setup

4.5.1 For Antenna Port Test

Conducted value (dBm) = Measurement value (dBm) + cable loss (dB)

For example: the measurement value is 10 dBm and the cable 0.5dBm used, then the final result of EUT:
Conducted value (dBm) = 10 dBm + 0.5 dB = 10.5 dBm

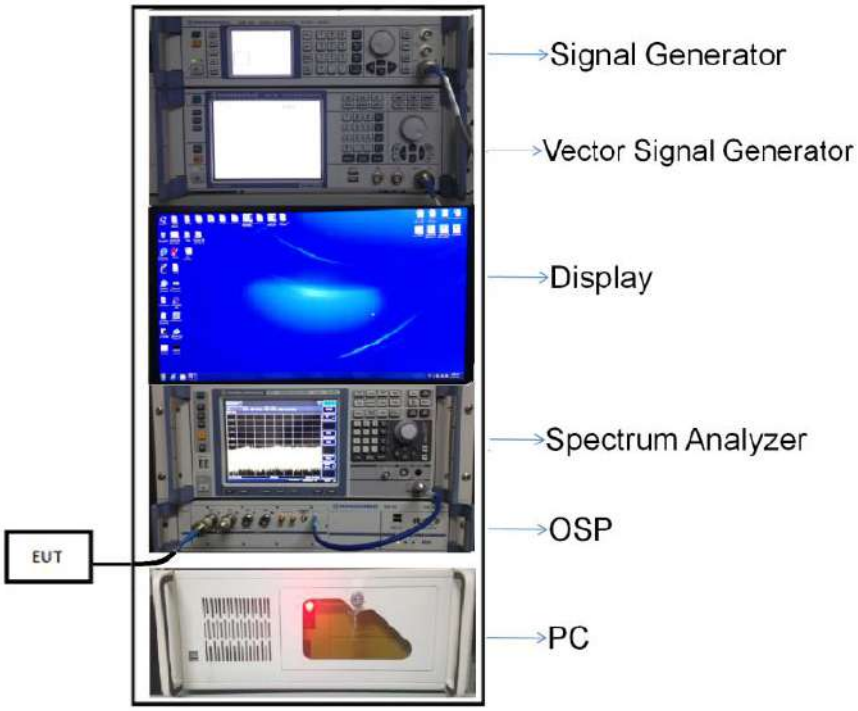

(Diagram 1)

4.5.2 For AC Power Supply Port Test

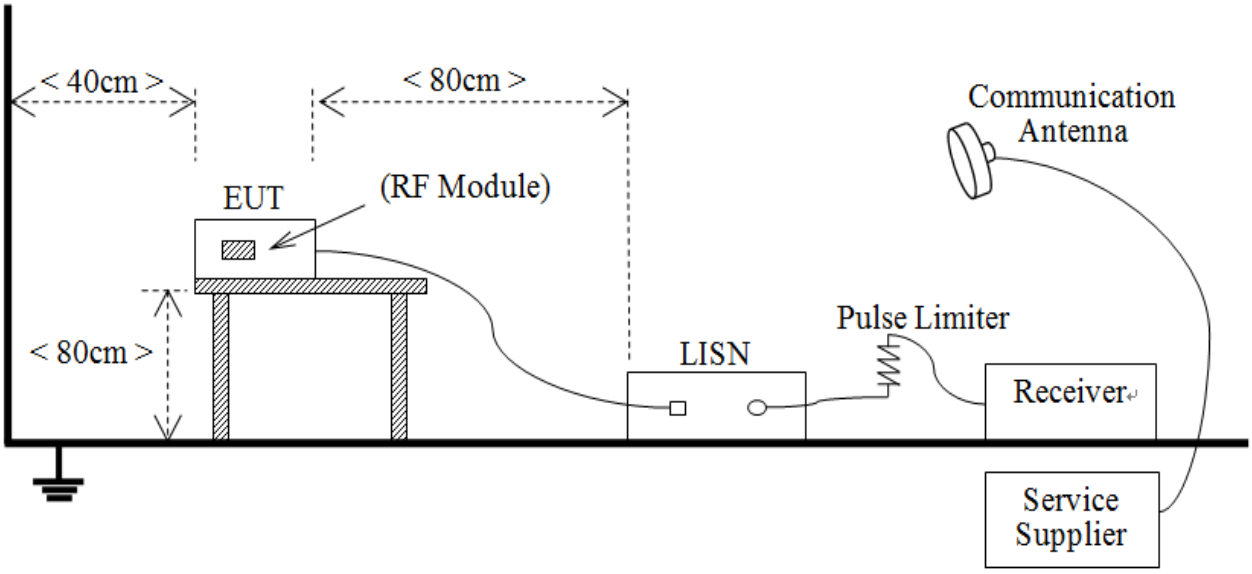

(Diagram 2)

4.5.3 For Radiated Test (Below 30 MHz)



(Diagram 3)

4.5.4 For Radiated Test (30 MHz-1 GHz)



(Diagram 4)

4.5.5 For Radiated Test (Above 1 GHz)

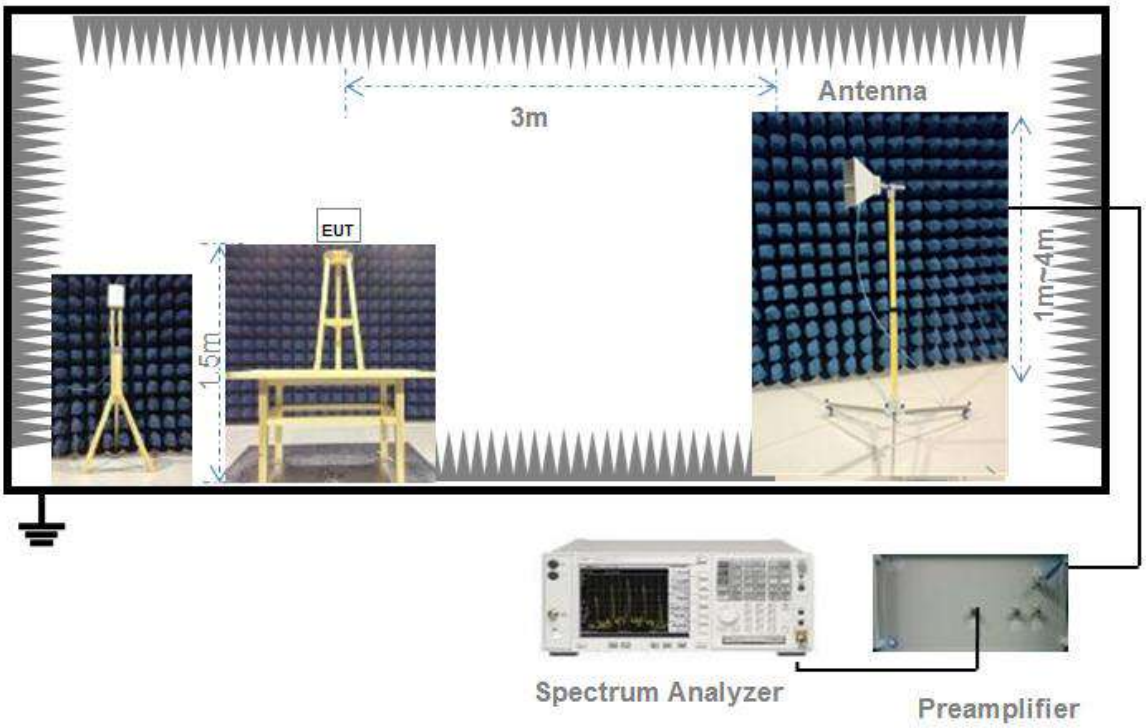

(Diagram 5)

5 TEST ITEMS

5.1 RF Output Power

5.1.1 Test Limit

FCC §15.407(a)

The maximum conducted output power should not exceed:

Frequency Band (MHz)	Limit
5150-5250	250 mW
5250-5350	250 mW or 11 dBm + 10log B, whichever is less.
5470-5725	250 mW or 11 dBm + 10log B, whichever is less.
5725-5850	1 W
Note: Where “B” is the 26 dB emissions bandwidth in MHz.	

5.1.2 Test Setup

The section 4.5.1 (Diagram 1) test setup description was used for this test. The photo of test setup please refer to ANNEX B.

5.1.3 Test Procedure

The maximum peak conducted output power may be measured using a broadband Average RF power meter. The power meter shall have a video bandwidth that is greater than or equal to the emission bandwidth and utilize a fast-responding diode detector.

The E.I.R.P used radiated test method. At a test site that has been validated using the procedures of ANSI C63.4 or the latest CISPR 16-1-4 for measurements above 1 GHz, so as to simulate a near free-space environment.

5.1.4 Test Result

Please refer to ANNEX A.1.

5.2 Emission Bandwidth and 6 dB Bandwidth

5.2.1 Limit

FCC §15.407(a)

Within the 5.725-5.85 GHz band, the minimum 6 dB bandwidth of U-NII devices shall be at least 500 kHz.

5.2.2 Test Setup

The test setup photo please refer to 4.5.1 (Diagram 1) test setup description was used for this test. The photo of test setup please refer to ANNEX B.

5.2.3 Test Procedure

Emission bandwidth

1. Set RBW = approximately 1% of the emission bandwidth.

2. Set VBW ≥ 3*RBW,

3. Detector = Peak.

4. Trace mode = Max hold.

5. Measure the maximum width of the emission that is 26 dB down from the peak of the emission.

Occupied Bandwidth

1. Set Span = 1.5 times to 5.0 times the OBW

2. Set RBW = 1% to 5% of the OBW.

3. Set VBW ≥ 3*RBW, Detector = Peak.

4. Trace mode = Max hold.

5. Use the 99% power bandwidth function of the instrument.

6 dB bandwidth

1. Set RBW = 100 kHz, VBW = 300 kHz.

2. Detector = Peak.Trace mode = Max hold.

3. Allow the trace to stabilize.

4. Measure the maximum width of the emission that is constrained by the frequencies associated with the two outermost amplitude points (upper and lower frequencies) that are attenuated by 6 dB relative to the maximum level measured in the fundamental emission.

5.2.4 Test Result

Please refer to ANNEX A.2 and ANNEX A.3.

5.3 Power Spectral density (PSD)

5.3.1 Limit

FCC §15.407(a)

The maximum power spectral density should not exceed:

Frequency Band (MHz)	Limit
5150-5250	11 dBm/MHz
5250-5350	11 dBm/MHz
5470-5725	11 dBm/MHz
5725-5850	30 dBm/500kHz

5.3.2 Test Setup

The section 4.5.1 (Diagram 1) test setup description was used for this test. The photo of test setup please refer to ANNEX B.

5.3.3 Test Procedure

Set the spectrum analyzer or EMI receiver span to view the entire emission bandwidth.
1. Set RBW = 510 kHz/1 MHz, VBW ≥ 3*RBW, Sweep time = Auto, Detector = RMS.
2. Allow the sweeps to continue until the trace stabilizes.
3. Use the peak marker function to determine the maximum amplitude level.
4. The E.I.R.P spectral density used radiated test method. At a test site that has been validated using the procedures of ANSI C63.4 or the latest CISPR 16-1-4 for measurements above 1 GHz, so as to simulate a near free-space environment.

5.3.4 Test Result

Please refer to ANNEX A.4.

5.4 Conducted Emission

5.4.1 Limit

FCC §15.207

For an intentional radiator that is designed to be connected to the public utility (AC) power line, the radio frequency voltage that is conducted back onto the AC power line on any frequency within the U-NII-150 kHz to 30 MHz shall not exceed the limits in the following table, as measured using a 50μH/50Ω line impedance stabilization network (LISN).

Frequency range (MHz)	Conducted Limit (dBμV)	
	Quai-peak	Average
0.15 - 0.50	66 to 56	56 to 46
0.50 - 5	56	46
0.50 - 30	60	50

5.4.2 Test Setup

The section 4.5.2 (Diagram 2) test setup description was used for this test. The photo of test setup please refer to ANNEX B.

5.4.3 Test Procedure

The maximum conducted interference is searched using Peak (PK), if the emission levels more than the AV and QP limits, and that have narrow margins from the AV and QP limits will be re-measured with AV and QP detectors. Tests for both L phase and N phase lines of the power mains connected to the EUT are performed. Refer to recorded points and plots below.

5.4.4 Test Result

Please refer to ANNEX A.5.

5.5 Radiated Spurious Emissions and Band Edge (Restricted-band)

5.5.1 Limit

FCC §15.209 & 15.407(b)

Frequency (MHz)	Field Strength (μV/m)	Measurement Distance (m)
0.009 - 0.490	2400/F(kHz)	300
0.490 - 1.705	24000/F(kHz)	30
1.705 - 30.0	30	30
30 - 88	100	3
88 - 216	150	3
216 - 960	200	3
Above 960	500	3

Note [1]: The Limit for radiated test was performed according to FCC Part 15C
Note [2]: The tighter limit applies at the band edge.

Un-restricted band emissions	
Out Operating Band (MHz)	Limit
5150 - 5250	e.i.r.p. -27 dBm (68.2 dBuV/m@3m)
5250 - 5350	e.i.r.p. -27 dBm (68.2 dBuV/m@3m)
5470 - 5725	e.i.r.p. -27 dBm (68.2 dBuV/m@3m)
5725 - 5850	All emissions shall be limited to a level of -27 dBm/MHz at 75 MHz or more above or below the band edge increasing linearly to 10 dBm/MHz at 25 MHz above or below the band edge, and from 25 MHz above or below the band edge increasing linearly to a level of 15.6 dBm/MHz at 5 MHz above or below the band edge, and from 5 MHz above or below the band edge increasing linearly to a level of 27 dBm/MHz at the band edge. 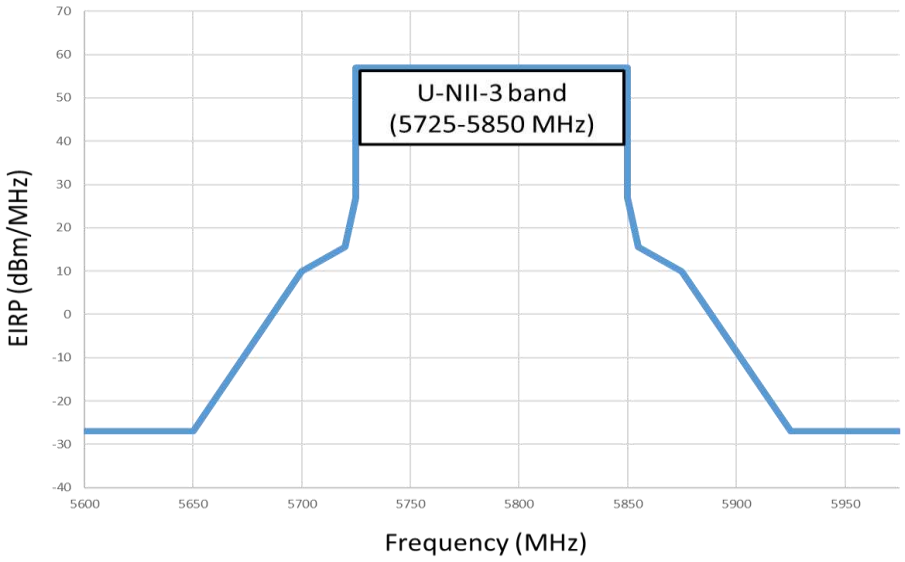

Note: The following formula is used to convert the equipment isotropic radiated power (eirp) to field strength.

5.5.2 Test Setup

The section 4.5.3-4.5.5 (Diagram 3 - Diagram 5) test setup description was used for this test. The photo of test setup please refer to ANNEX B.

5.5.3 Test Procedure

Since the emission limits are specified in terms of radiated field strength levels, measurements performed to demonstrate compliance have traditionally relied on a radiated test configuration. Radiated measurements remain the principal method for demonstrating compliance to the specified limits; however antenna-port conducted measurements are also now acceptable to demonstrate compliance (see below for details). When radiated measurements are utilized, test site requirements and procedures for maximizing and measuring radiated emissions that are described in ANSI C63.10 shall be followed.

Antenna-port conducted measurements may also be used as an alternative to radiated measurements for demonstrating compliance in the restricted frequency bands. If conducted measurements are performed, then proper impedance matching must be ensured and an additional radiated test for cabinet/case spurious emissions is required.

General Procedure for conducted measurements in restricted bands

a) Measure the conducted output power (in dBm) using the detector specified (see guidance regarding measurement procedures for determining quasi-peak, peak, and average conducted output power, respectively).

b) Add the appropriate maximum ground reflection factor to the EIRP level (6 dB for frequencies ≤ 30 MHz, 4.7 dB for frequencies between 30 MHz and 1000 MHz, inclusive and 0 dB for frequencies > 1000 MHz).

c) For devices with multiple antenna-ports, measure the power of each individual chain and sum the EIRP of all chains in linear terms (e.g., Watts, mW).

d) Convert the resultant EIRP level to an equivalent electric field strength using the following relationship:

$E = EIRP – 20\log D + 104.8$

where:

E = electric field strength in dBμV/m,

EIRP = equivalent isotropic radiated power in dBm

D = specified measurement distance in meters.

e) Compare the resultant electric field strength level to the applicable limit.

f) Perform radiated spurious emission test.

Quasi-Peak measurement procedure

The specifications for measurements using the CISPR quasi-peak detector can be found in Publication 16 of the International Special Committee on Radio Frequency Interference (CISPR) of the International Electrotechnical Commission.

As an alternative to CISPR quasi-peak measurement, compliance can be demonstrated to the applicable

emission limits using a peak detector.

Peak power measurement procedure

Peak emission levels are measured by setting the instrument as follows:

a) RBW = as specified in Table 1.

b) VBW ≥ 3 x RBW.

c) Detector = Peak.

d) Sweep time = auto.

e) Trace mode = max hold.

f) Allow sweeps to continue until the trace stabilizes. (Note that the required measurement time may be longer for low duty cycle applications).

Table 1—RBW as a function of frequency

Frequency	RBW
9-150 kHz	200-300 Hz
0.15-30 MHz	9-10 kHz
30-1000 MHz	100-120 kHz
> 1000 MHz	1 MHz

If the peak-detected amplitude can be shown to comply with the average limit, then it is not necessary to perform a separate average measurement.

Trace averaging across on and off times of the EUT transmissions followed by duty cycle correction

If continuous transmission of the EUT (i.e., duty cycle ≥ 98 percent) cannot be achieved and the duty cycle is constant (i.e., duty cycle variations are less than ± 2 percent), then the following procedure shall be used:

a) The EUT shall be configured to operate at the maximum achievable duty cycle.

b) Measure the duty cycle, x, of the transmitter output signal as described in section 6.0.

c) RBW = 1 MHz (unless otherwise specified).

d) VBW ≥ 3 x RBW.

e) Detector = RMS, if span/(# of points in sweep) ≤ (RBW/2). Satisfying this condition may require increasing the number of points in the sweep or reducing the span. If this condition cannot be satisfied, then the detector mode shall be set to peak.

f) Averaging type = power (i.e., RMS).

1) As an alternative, the detector and averaging type may be set for linear voltage averaging.

2) Some instruments require linear display mode in order to use linear voltage averaging. Log or dB averaging shall not be used.

g) Sweep time = auto.

h) Perform a trace average of at least 100 traces.

i) A correction factor shall be added to the measurement results prior to comparing to the emission limit in order to compute the emission level that would have been measured had the test been performed at 100 percent duty cycle. The correction factor is computed as follows:

1) If power averaging (RMS) mode was used in step f), then the applicable correction factor is 10 log(1/x), where x is the duty cycle.

2) If linear voltage averaging mode was used in step f), then the applicable correction factor is 20 log(1/x), where x is the duty cycle.

3) If a specific emission is demonstrated to be continuous (≥ 98 percent duty cycle) rather than turning on and off with the transmit cycle, then no duty cycle correction is required for that emission.

NOTE: Reduction of the measured emission amplitude levels to account for operational duty factor is not permitted. Compliance is based on emission levels occurring during transmission - not on an average across on and off times of the transmitter.

Determining the applicable transmit antenna gain

A conducted power measurement will determine the maximum output power associated with a restricted band emission; however, in order to determine the associated EIRP level, the gain of the transmitting antenna (in dBi) must be added to the measured output power (in dBm).

Since the out-of-band characteristics of the EUT transmit antenna will often be unknown, the use of a conservative antenna gain value is necessary. Thus, when determining the EIRP based on the measured conducted power, the upper bound on antenna gain for a device with a single RF output shall be selected as the maximum in-band gain of the antenna across all operating bands, or 2 dBi, whichever is greater. However, for devices that operate in multiple frequency bands while using the same transmit antenna, the highest gain of the antenna within the operating band nearest in frequency to the restricted band emission being measured may be used in lieu of the overall highest gain when the emission is at a frequency that is within 20 percent of the nearest band edge frequency, but in no case shall a value less than 2 dBi be used.

See KDB 662911 for guidance on calculating the additional array gain term when determining the effective antenna gain for a EUT with multiple outputs occupying the same or overlapping frequency ranges in the same band.

Radiated spurious emission test

An additional consideration when performing conducted measurements of restricted band emissions is that unwanted emissions radiating from the EUT cabinet, control circuits, power leads, or intermediate circuit elements will likely go undetected in a conducted measurement configuration. To address this concern, a radiated test shall be performed to ensure that emissions emanating from the EUT cabinet (rather than the antenna port) also comply with the applicable limits.

For these cabinet radiated spurious emission measurements the EUT transmit antenna may be replaced with a termination matching the nominal impedance of the antenna. Procedures for performing radiated measurements are specified in ANSI C63.10. All detected emissions shall comply with the applicable limits.

The measurement frequency range is from 30 MHz to the 10th harmonic of the fundamental frequency. The Turn Table is actuated to turn from 0° to 360°, and both horizontal and vertical polarizations of the Test Antenna are used to find the maximum radiated power. Mid channels on all channel bandwidth verified. Only the worst RB size/offset presented.

The power of the EUT transmitting frequency should be ignored.

All Spurious Emission tests were performed in X, Y, Z axis direction. And only the worst axis test condition was recorded in this test report.

Use the following spectrum analyzer settings:

Span = wide enough to fully capture the emission being measured
RBW = 1 MHz for f ≥ 1 GHz, 100 kHz for f < 1 GHz
VBW ≥ RBW
Sweep = auto
Detector function = peak
Trace = max hold

5.5.4 Test Result

Please refer to ANNEX A.6.

ANNEX A TEST RESULT

A.1 RF Output Power

Note [1]: For FCC standard, if transmitting antennas of directional gain greater than 6 dBi are used, all band maximum conducted output power shall be reduced by the amount in dB that the directional gain of the antenna exceeds 6 dBi.

Note [2]: The Conducted Power has considered the Duty Factor.

Duty Cycle

Test Mode	On Time (ms)	On+Off time (ms)	Duty Cycle	Duty Factor
11a	1.39	1.44	97.01%	0.13
11n (HT20)/11ac (VHT20)	1.31	1.36	96.61%	0.15
11n (HT40)/11ac (VHT40)	0.65	0.70	93.73%	0.28
11ac (VHT80)	0.32	0.37	87.93%	0.56

Test Data

Conducted Power

U-NII-1 (5150 - 5250 MHz)					
Mode	Channel	Conducted Power (dBm)	Conducted Power (mW)	FCC Limit (mW)	Verdict
11a	CH36	12.44	17.54	250	Pass
11a	CH44	12.15	16.41	250	Pass
11a	CH48	12.28	16.90	250	Pass
11n (HT20)	CH36	12.38	17.30	250	Pass
11n (HT20)	CH44	12.27	16.87	250	Pass
11n (HT20)	CH48	12.19	16.56	250	Pass
11n (HT40)	CH38	12.39	17.34	250	Pass
11n (HT40)	CH46	12.35	17.18	250	Pass
11ac (VHT20)	CH36	12.45	17.58	250	Pass
11ac (VHT20)	CH44	12.02	15.92	250	Pass
11ac (VHT20)	CH48	12.15	16.41	250	Pass
11ac (VHT40)	CH38	12.14	16.37	250	Pass
11ac (VHT40)	CH46	12.13	16.33	250	Pass
11ac (VHT80)	CH42	12.06	16.07	250	Pass

U-NII-2A (5250 - 5350 MHz)					
Mode	Channel	Conducted Power (dBm)	Conducted Power (mW)	FCC Limit (mW)	Verdict
11a	CH52	12.38	17.30	250	Pass
11a	CH60	12.10	16.22	250	Pass
11a	CH64	12.17	16.48	250	Pass
11n (HT20)	CH52	12.26	16.83	250	Pass
11n (HT20)	CH60	12.39	17.34	250	Pass
11n (HT20)	CH64	12.43	17.50	250	Pass
11n (HT40)	CH54	12.36	17.22	250	Pass
11n (HT40)	CH62	12.29	16.94	250	Pass
11ac (VHT20)	CH52	12.23	16.71	250	Pass
11ac (VHT20)	CH60	11.40	13.80	250	Pass
11ac (VHT20)	CH64	12.27	16.87	250	Pass
11ac (VHT40)	CH54	12.35	17.18	250	Pass
11ac (VHT40)	CH62	12.47	17.66	250	Pass
11ac (VHT80)	CH58	12.49	17.74	250	Pass

U-NII-2C (5470 - 5725 MHz)					
Mode	Channel	Conducted Power (dBm)	Conducted Power (mW)	FCC Limit (mW)	Verdict
11a	CH100	12.46	17.62	250	Pass
11a	CH116	12.07	16.11	250	Pass
11a	CH140	12.49	17.74	250	Pass
11n (HT20)	CH100	12.34	17.14	250	Pass
11n (HT20)	CH116	12.02	15.92	250	Pass
11n (HT20)	CH140	12.37	17.26	250	Pass
11n (HT40)	CH102	12.29	16.94	250	Pass
11n (HT40)	CH118	12.35	17.18	250	Pass
11n (HT40)	CH134	12.06	16.07	250	Pass
11ac (VHT20)	CH100	12.32	17.06	250	Pass
11ac (VHT20)	CH116	12.42	17.46	250	Pass
11ac (VHT20)	CH140	12.26	16.83	250	Pass
11ac (VHT40)	CH102	12.27	16.87	250	Pass
11ac (VHT40)	CH118	12.35	17.18	250	Pass
11ac (VHT40)	CH134	12.30	16.98	250	Pass
11ac (VHT80)	CH106	12.43	17.50	250	Pass
11ac (VHT80)	CH122	12.25	16.79	250	Pass

U-NII-3 (5725 - 5850 MHz)					
Mode	Channel	Conducted Power (dBm)	Conducted Power (mW)	FCC Limit (mW)	Verdict
11a	CH149	10.82	12.08	1000	Pass
11a	CH157	10.62	11.53	1000	Pass
11a	CH165	10.71	11.78	1000	Pass
11n (HT20)	CH149	10.29	10.69	1000	Pass
11n (HT20)	CH157	10.58	11.43	1000	Pass
11n (HT20)	CH165	10.61	11.51	1000	Pass
11n (HT40)	CH151	10.70	11.75	1000	Pass
11n (HT40)	CH159	10.73	11.83	1000	Pass
11ac (VHT20)	CH149	10.86	12.19	1000	Pass
11ac (VHT20)	CH157	10.90	12.30	1000	Pass
11ac (VHT20)	CH165	10.82	12.08	1000	Pass
11ac (VHT40)	CH151	10.92	12.36	1000	Pass
11ac (VHT40)	CH159	10.86	12.19	1000	Pass
11ac (VHT80)	CH155	10.78	11.97	1000	Pass

U-NII-2C straddle channel					
Mode	Channel	Conducted Power (dBm)	Conducted Power (mW)	FCC Limit (mW)	Verdict
11a	CH144	9.25	8.41	190	Pass
11n (HT20)	CH144	9.53	8.97	191	Pass
11n (HT40)	CH142	10.56	11.38	250	Pass
11ac (VHT20)	CH144	10.18	10.42	195	Pass
11ac (VHT40)	CH142	10.78	11.97	250	Pass
11ac (VHT80)	CH138	10.52	11.27	250	Pass

U-NII-3 straddle channel					
Mode	Channel	Conducted Power (dBm)	Conducted Power (mW)	FCC Limit (mW)	Verdict
11a	CH144	6.79	4.78	1000	Pass
11n (HT20)	CH144	7.59	5.74	1000	Pass
11n (HT40)	CH142	2.43	1.75	1000	Pass
11ac (VHT20)	CH144	7.61	5.77	1000	Pass
11ac (VHT40)	CH142	2.22	1.67	1000	Pass
11ac (VHT80)	CH138	-1.21	0.76	1000	Pass

A.2 Emission Bandwidth & 99% Bandwidth

Note: Test plots please refer to the document “Annex No.: BL-SZ23C0537-604 Data Part 1.pdf”.

Test Data

U-NII-1 (5150 - 5250 MHz)			
Mode	Channel	26 dB Bandwidth (MHz)	99% Bandwidth (MHz)
11a	CH36	25.55	16.80
11a	CH44	20.56	16.53
11a	CH48	20.36	16.57
11n (HT20)	CH36	23.50	17.72
11n (HT20)	CH44	20.37	17.63
11n (HT20)	CH48	20.51	17.66
11n (HT40)	CH38	40.61	36.15
11n (HT40)	CH46	40.92	36.14
11ac (VHT20)	CH36	20.40	17.59
11ac (VHT20)	CH44	20.32	17.57
11ac (VHT20)	CH48	20.25	17.59
11ac (VHT40)	CH38	40.69	36.09
11ac (VHT40)	CH46	40.58	36.02
11ac (VHT80)	CH42	81.01	75.34

U-NII-2A (5250 - 5350 MHz)			
Mode	Channel	26 dB Bandwidth (MHz)	99% Bandwidth (MHz)
11a	CH52	20.82	16.57
11a	CH60	21.18	16.57
11a	CH64	20.73	16.57
11n (HT20)	CH52	20.47	17.63
11n (HT20)	CH60	20.40	17.64
11n (HT20)	CH64	20.42	17.66
11n (HT40)	CH54	40.76	36.19
11n (HT40)	CH62	40.68	36.18
11ac (VHT20)	CH52	20.37	17.57
11ac (VHT20)	CH60	20.34	17.58
11ac (VHT20)	CH64	20.39	17.59
11ac (VHT40)	CH54	40.71	36.03
11ac (VHT40)	CH62	40.58	36.05
11ac (VHT80)	CH58	81.02	75.45

U-NII-2C (5470 - 5725 MHz)			
Mode	Channel	26 dB Bandwidth (MHz)	99% Bandwidth (MHz)
11a	CH100	21.82	16.59
11a	CH116	23.25	16.64
11a	CH140	23.22	16.59
11n (HT20)	CH100	20.53	17.64
11n (HT20)	CH116	20.96	17.67
11n (HT20)	CH140	21.33	17.66
11n (HT40)	CH102	40.59	36.15
11n (HT40)	CH118	43.26	36.20
11n (HT40)	CH134	40.85	36.21
11ac (VHT20)	CH100	20.39	17.59
11ac (VHT20)	CH116	20.36	17.58
11ac (VHT20)	CH140	20.35	17.59
11ac (VHT40)	CH102	40.66	36.05
11ac (VHT40)	CH118	40.69	36.04
11ac (VHT40)	CH134	40.80	36.04
11ac (VHT80)	CH106	81.70	75.36
11ac (VHT80)	CH122	81.60	75.43

U-NII-3 (5725 - 5850 MHz)			
Mode	Channel	26 dB Bandwidth (MHz)	99% Bandwidth (MHz)
11a	CH149	25.89	16.67
11a	CH157	24.12	16.69
11a	CH165	24.09	16.65
11n (HT20)	CH149	21.83	17.67
11n (HT20)	CH157	23.87	17.68
11n (HT20)	CH165	22.09	17.68
11n (HT40)	CH151	40.98	36.23
11n (HT40)	CH159	41.17	36.24
11ac (VHT20)	CH149	20.32	17.58
11ac (VHT20)	CH157	20.27	17.59
11ac (VHT20)	CH165	20.31	17.59
11ac (VHT40)	CH151	40.60	36.03
11ac (VHT40)	CH159	40.64	36.05
11ac (VHT80)	CH155	81.00	75.34

U-NII-2C straddle channel			
Mode	Channel	26 dB Bandwidth (MHz)	99% Bandwidth (MHz)
11a	CH144	15.10	13.30
11n (HT20)	CH144	15.20	13.90
11n (HT40)	CH142	42.90	33.20
11ac (VHT20)	CH144	15.50	13.90
11ac (VHT40)	CH142	35.50	33.10
11ac (VHT80)	CH138	106.40	73.10

U-NII-3 straddle channel			
Mode	Channel	26 dB Bandwidth (MHz)	99% Bandwidth (MHz)
11a	CH144	5.00	3.30
11n (HT20)	CH144	5.20	3.80
11n (HT40)	CH142	5.40	3.00
11ac (VHT20)	CH144	5.30	3.80
11ac (VHT40)	CH142	5.40	3.00
11ac (VHT80)	CH138	5.60	2.60

A.3 6 dB Bandwidth

Note: Test plots please refer to the document “Annex No.: BL-SZ23C0537-604 Data Part 2.pdf”.

Test Data

U-NII-3 (5725 - 5850 MHz)				
Mode	Channel	6 dB Bandwidth (MHz)	Limit (kHz)	Verdict
11a	CH149	15.20	500.00	Pass
11a	CH157	15.25	500.00	Pass
11a	CH165	15.20	500.00	Pass
11n (HT20)	CH149	15.20	500.00	Pass
11n (HT20)	CH157	15.20	500.00	Pass
11n (HT20)	CH165	15.20	500.00	Pass
11n (HT40)	CH151	35.20	500.00	Pass
11n (HT40)	CH159	35.20	500.00	Pass
11ac (VHT20)	CH149	15.20	500.00	Pass
11ac (VHT20)	CH157	15.20	500.00	Pass
11ac (VHT20)	CH165	15.20	500.00	Pass
11ac (VHT40)	CH151	35.20	500.00	Pass
11ac (VHT40)	CH159	35.20	500.00	Pass
11ac (VHT80)	CH155	75.25	500.00	Pass

U-NII-3 straddle channel				
Mode	Channel	6 dB Bandwidth (MHz)	Limit (kHz)	Verdict
11a	CH144	11.80	500.00	Pass
11n (HT20)	CH144	11.45	500.00	Pass
11n (HT40)	CH142	17.70	500.00	Pass
11ac (VHT20)	CH144	11.40	500.00	Pass
11ac (VHT40)	CH142	17.70	500.00	Pass
11ac (VHT80)	CH138	37.75	500.00	Pass

A.4 Power Spectral Density

Note [1]: Test plots please refer to the document “Annex No.: BL-SZ23C0537-604 Data Part 3.pdf”.
Note [2]: The PSD has considered the Duty Factor.

Test Data

U-NII-1 (5150 - 5250 MHz)				
Mode	Channel	PSD (dBm/MHz)	Limit (dBm/MHz)	Verdict
11a	CH36	1.88	11.00	Pass
11a	CH44	1.48	11.00	Pass
11a	CH48	1.77	11.00	Pass
11n (HT20)	CH36	1.66	11.00	Pass
11n (HT20)	CH44	1.68	11.00	Pass
11n (HT20)	CH48	1.35	11.00	Pass
11n (HT40)	CH38	-1.22	11.00	Pass
11n (HT40)	CH46	-1.14	11.00	Pass
11ac (VHT20)	CH36	1.60	11.00	Pass
11ac (VHT20)	CH44	1.15	11.00	Pass
11ac (VHT20)	CH48	1.39	11.00	Pass
11ac (VHT40)	CH38	-1.67	11.00	Pass
11ac (VHT40)	CH46	-1.67	11.00	Pass
11ac (VHT80)	CH42	-4.57	11.00	Pass

U-NII-2A (5250 - 5350 MHz)				
Mode	Channel	PSD (dBm/MHz)	Limit (dBm/MHz)	Verdict
11a	CH52	1.64	11.00	Pass
11a	CH60	1.38	11.00	Pass
11a	CH64	1.48	11.00	Pass
11n (HT20)	CH52	1.36	11.00	Pass
11n (HT20)	CH60	1.55	11.00	Pass
11n (HT20)	CH64	1.63	11.00	Pass
11n (HT40)	CH54	-1.56	11.00	Pass
11n (HT40)	CH62	-1.39	11.00	Pass
11ac (VHT20)	CH52	-1.27	11.00	Pass
11ac (VHT20)	CH60	1.48	11.00	Pass
11ac (VHT20)	CH64	1.68	11.00	Pass
11ac (VHT40)	CH54	-1.50	11.00	Pass
11ac (VHT40)	CH62	-1.42	11.00	Pass
11ac (VHT80)	CH58	-4.93	11.00	Pass

U-NII-2C (5470 - 5725 MHz)				
Mode	Channel	PSD (dBm/MHz)	Limit (dBm/MHz)	Verdict
11a	CH100	1.89	11.00	Pass
11a	CH116	1.66	11.00	Pass
11a	CH140	1.74	11.00	Pass
11n (HT20)	CH100	1.52	11.00	Pass
11n (HT20)	CH116	1.36	11.00	Pass
11n (HT20)	CH140	1.50	11.00	Pass
11n (HT40)	CH102	-1.59	11.00	Pass
11n (HT40)	CH118	-1.40	11.00	Pass
11n (HT40)	CH134	-1.83	11.00	Pass
11ac (VHT20)	CH100	1.50	11.00	Pass
11ac (VHT20)	CH116	1.75	11.00	Pass
11ac (VHT20)	CH140	1.39	11.00	Pass
11ac (VHT40)	CH102	-1.58	11.00	Pass
11ac (VHT40)	CH118	-1.35	11.00	Pass
11ac (VHT40)	CH134	-1.37	11.00	Pass
11ac (VHT80)	CH106	-4.49	11.00	Pass
11ac (VHT80)	CH122	-4.27	11.00	Pass

U-NII-3 (5725 - 5850 MHz)				
Mode	Channel	PSD (dBm/500kHz)	Limit (dBm/500kHz)	Verdict
11a	CH149	-2.39	30.00	Pass
11a	CH157	-2.63	30.00	Pass
11a	CH165	-2.79	30.00	Pass
11n (HT20)	CH149	-3.25	30.00	Pass
11n (HT20)	CH157	-3.12	30.00	Pass
11n (HT20)	CH165	-2.76	30.00	Pass
11n (HT40)	CH151	-6.00	30.00	Pass
11n (HT40)	CH159	-6.04	30.00	Pass
11ac (VHT20)	CH149	-2.57	30.00	Pass
11ac (VHT20)	CH157	-3.57	30.00	Pass
11ac (VHT20)	CH165	-2.41	30.00	Pass
11ac (VHT40)	CH151	-5.10	30.00	Pass
11ac (VHT40)	CH159	-5.64	30.00	Pass
11ac (VHT80)	CH155	-11.71	30.00	Pass

U-NII-2C straddle channel				
Mode	Channel	PSD (dBm/MHz)	Limit (dBm/MHz)	Verdict
11a	CH144	-0.04	11.00	Pass
11n (HT20)	CH144	-0.45	11.00	Pass
11n (HT40)	CH142	-2.92	11.00	Pass
11ac (VHT20)	CH144	0.24	11.00	Pass
11ac (VHT40)	CH142	-3.04	11.00	Pass
11ac (VHT80)	CH138	-6.14	11.00	Pass

U-NII-3 straddle channel				
Mode	Channel	PSD (dBm/500kHz)	Limit (dBm/500kHz)	Verdict
11a	CH144	-2.77	30.00	Pass
11n (HT20)	CH144	-2.63	30.00	Pass
11n (HT40)	CH142	-5.77	30.00	Pass
11ac (VHT20)	CH144	-2.70	30.00	Pass
11ac (VHT40)	CH142	-5.72	30.00	Pass
11ac (VHT80)	CH138	-8.88	30.00	Pass

A.5 Conducted Emissions

Note [1]: The EUT is working in the Normal link mode. All modes have been tested and normal link mode is worst.

Note [2]: Devices subject to Part 15 must be tested for all available U.S. voltages and frequencies (such as a nominal 120 VAC, 60 Hz and 240 VAC, 50 Hz) for which the device is capable of operation. So, The configuration 120 VAC, 60 Hz and 240 VAC, 50 Hz were tested respectively, but only the worst configuration (120 VAC, 60 Hz) shown here.

Test Data and Plots

PHASE L

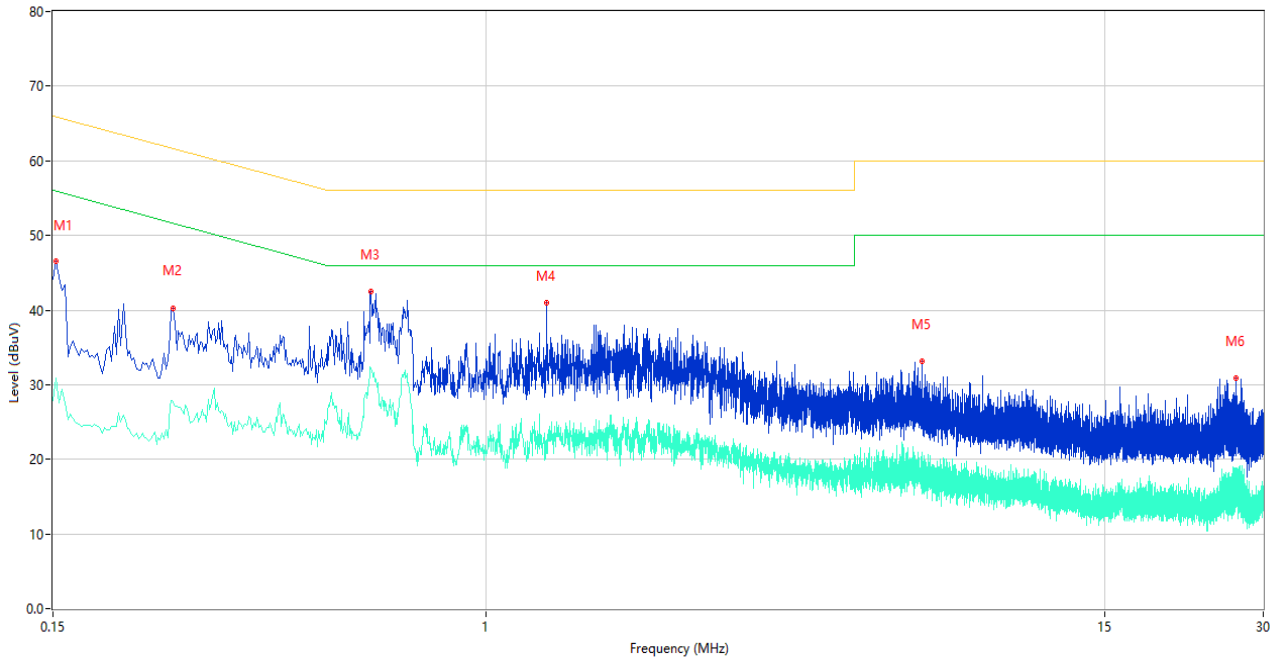

No.	Frequency (MHz)	Results (dBuV)	Factor (dB)	Limit (dBuV)	Margin (dB)	Detector	Line	Verdict
1	0.152	46.59	9.47	65.89	19.30	Peak	L	Pass
1**	0.152	30.86	9.47	55.89	25.03	AV	L	Pass
2	0.254	40.29	9.43	61.63	21.34	Peak	L	Pass
2**	0.254	27.72	9.43	51.63	23.91	AV	L	Pass
3	0.604	42.49	9.98	56.00	13.51	Peak	L	Pass
3**	0.604	32.17	9.98	46.00	13.83	AV	L	Pass
4	1.302	40.98	9.77	56.00	15.02	Peak	L	Pass
4**	1.302	20.82	9.77	46.00	25.18	AV	L	Pass
5	6.736	33.15	9.22	60.00	26.85	Peak	L	Pass
5**	6.736	20.68	9.22	50.00	29.32	AV	L	Pass
6	26.590	30.88	6.54	60.00	29.12	Peak	L	Pass
6**	26.590	17.01	6.54	50.00	32.99	AV	L	Pass

PHASE N

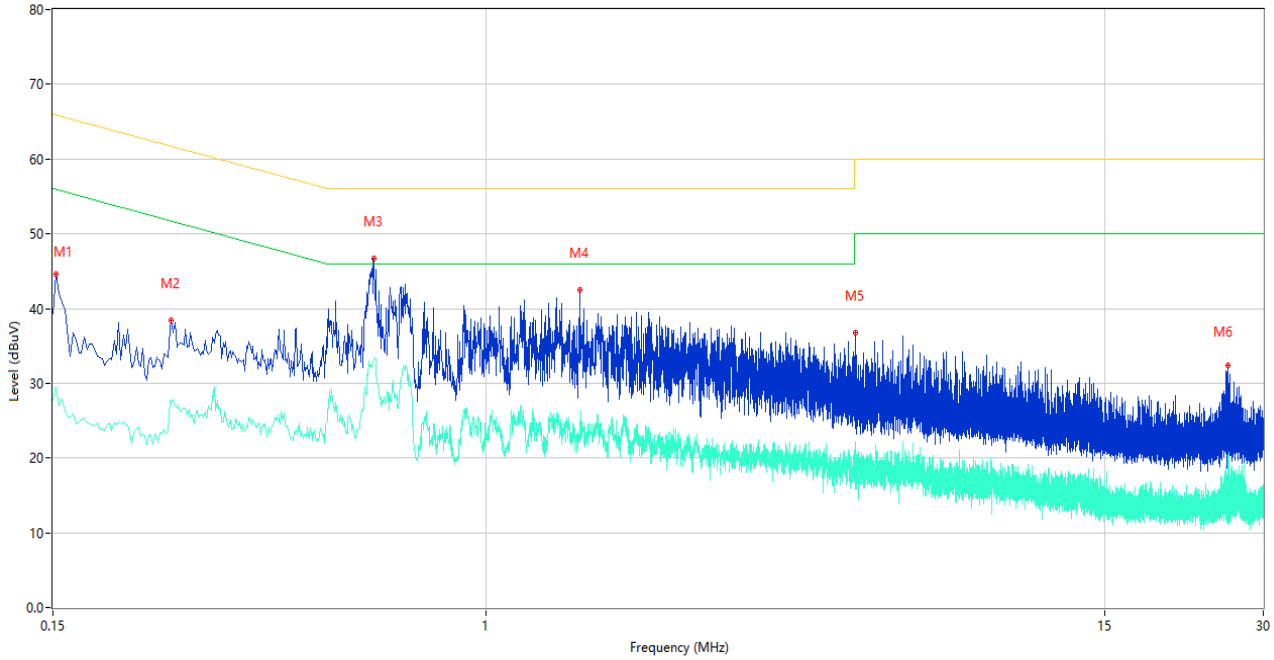

No.	Frequency (MHz)	Results (dBuV)	Factor (dB)	Limit (dBuV)	Margin (dB)	Detector	Line	Verdict
1	0.152	44.61	9.47	65.89	21.28	Peak	N	Pass
1**	0.152	29.49	9.47	55.89	26.40	AV	N	Pass
2	0.252	38.35	9.43	61.69	23.34	Peak	N	Pass
2**	0.252	27.46	9.43	51.69	24.23	AV	N	Pass
3	0.612	46.65	9.92	56.00	9.35	Peak	N	Pass
3**	0.612	33.32	9.92	46.00	12.68	AV	N	Pass
4	1.508	42.45	9.65	56.00	13.55	Peak	N	Pass
4**	1.508	25.01	9.65	46.00	20.99	AV	N	Pass
5	5.028	36.75	9.43	60.00	23.25	Peak	N	Pass
5**	5.028	17.90	9.43	50.00	32.10	AV	N	Pass
6	25.716	32.35	6.47	60.00	27.65	Peak	N	Pass
6**	25.716	20.37	6.47	50.00	29.63	AV	N	Pass

A.6 Radiated Spurious Emissions and Band Edge (Restricted-band)

Note [1]: The symbol of "--" in the table which means not application.

Note [2]: For the test data above 1 GHz，According the ANSI C63.4, where limits are specified for both average and peak (or quasi-peak) detector functions, if the peak (or quasi-peak) measured value complies with the average limit, it is unnecessary to perform an average measurement.

Note [3]: The low frequency, which started from 9 kHz to 30 MHz, was pre-scanned and the result which was 20 dB lower than the limit line per 15.31(o) was not reported.

Note [4]: The EUT is working in the Normal link mode below 1 GHz. All modes have been tested and normal link mode is worst.

Test Data and Plots

30 MHz to 1 GHz, ANT H

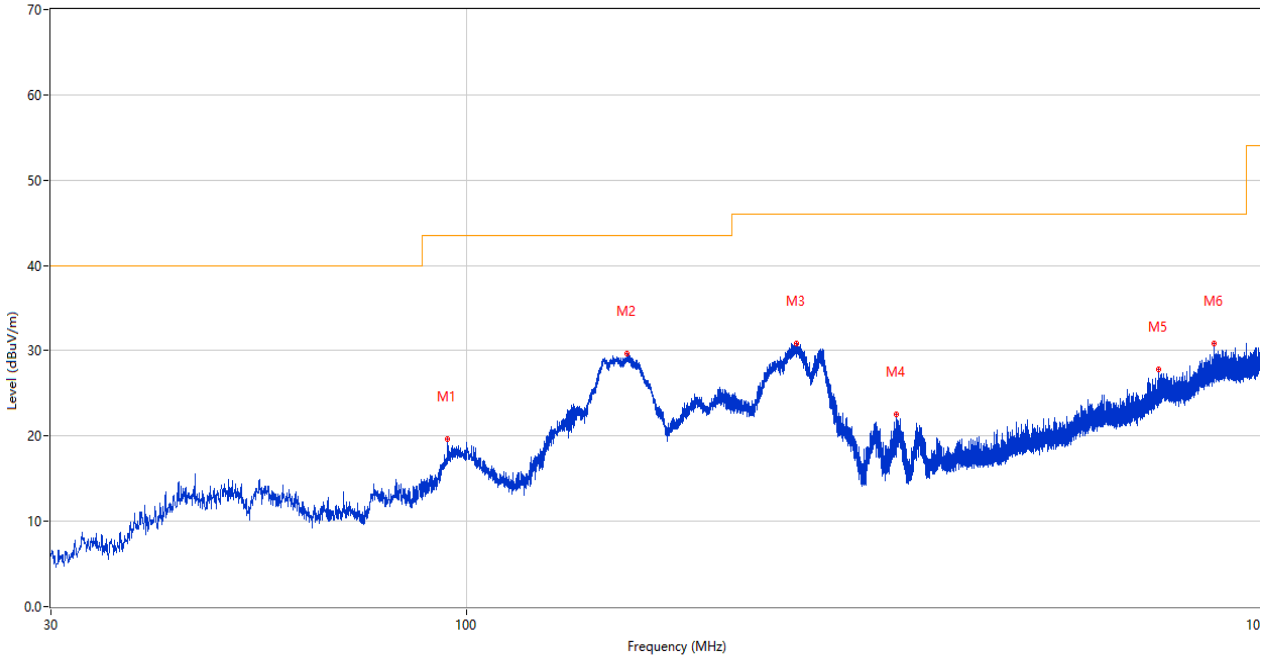

No.	Frequency (MHz)	Results (dBuV/m)	Factor (dB)	Limit (dBuV/m)	Margin (dB)	Detector	Table (Degree)	Height (cm)	Antenna	Verdict
1	94.699	19.61	-27.55	43.5	23.89	Peak	107.00	200	Horizontal	Pass
2	159.252	29.71	-29.44	43.5	13.79	Peak	270.00	100	Horizontal	Pass
3	260.763	30.90	-24.54	46.0	15.10	Peak	69.00	100	Horizontal	Pass
4	348.112	22.49	-21.74	46.0	23.51	Peak	57.00	100	Horizontal	Pass
5	743.193	27.88	-12.43	46.0	18.12	Peak	189.00	200	Horizontal	Pass
6	874.337	30.84	-9.51	46.0	15.16	Peak	308.00	100	Horizontal	Pass

30 MHz to 1 GHz, ANT V

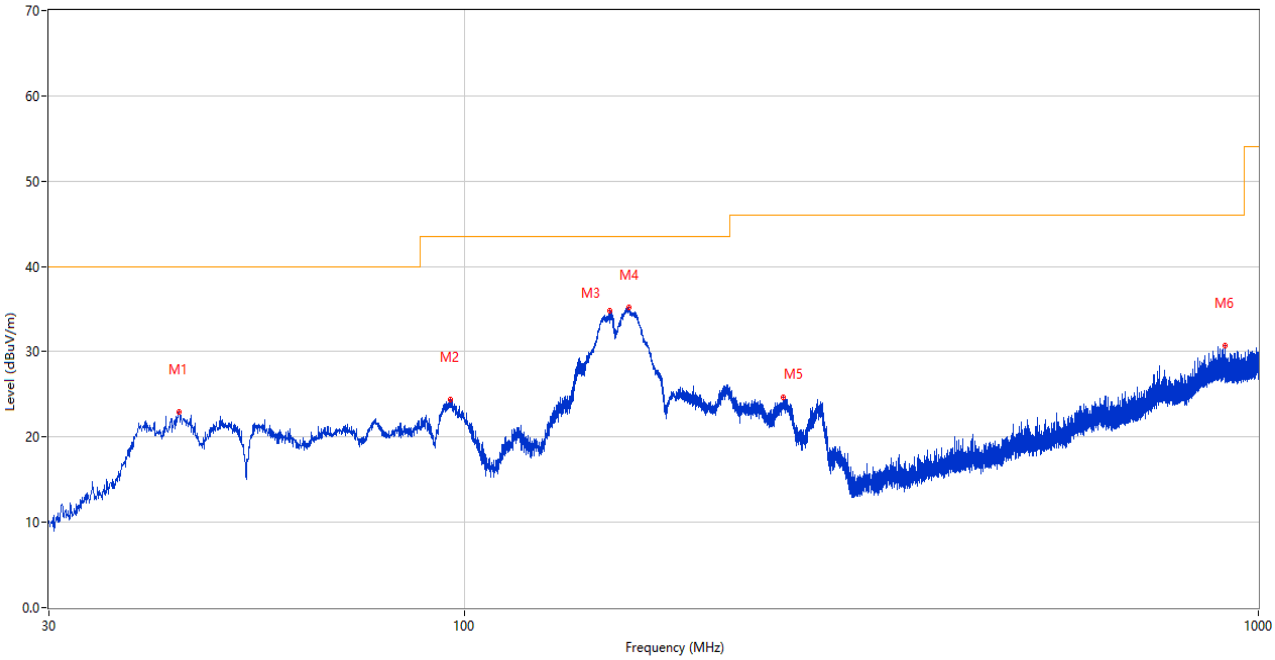

No.	Frequency (MHz)	Results (dBuV/m)	Factor (dB)	Limit (dBuV/m)	Margin (dB)	Detector	Table (Degree)	Height (cm)	Antenna	Verdict
1	43.725	22.94	-26.22	40.0	17.06	Peak	326.00	100	Vertical	Pass
2	95.960	24.42	-27.24	43.5	19.08	Peak	97.00	100	Vertical	Pass
3	152.559	34.80	-29.60	43.5	8.70	Peak	261.00	100	Vertical	Pass
4	161.241	35.15	-29.39	43.5	8.35	Peak	311.00	100	Vertical	Pass
5	252.421	24.69	-24.27	46.0	21.31	Peak	344.00	100	Vertical	Pass
6	906.783	30.71	-9.27	46.0	15.29	Peak	151.00	100	Vertical	Pass

Note: The spurious above 18G is noise only, do not show on the report.

11a, U-NII-1, 1 GHz to 18 GHz, Low Channel, ANT H

No.	Frequency (MHz)	Results (dBuV/m)	Factor (dB)	Limit (dBuV/m)	Margin (dB)	Detector	Table (Degree)	Height (cm)	Antenna	Verdict
1	1536.700	38.56	-17.26	74.0	35.44	Peak	49.00	100	Horizontal	Pass
1**	1536.700	28.92	-17.26	54.0	25.08	AV	49.00	100	Horizontal	Pass
2	4341.800	50.38	-4.43	74.0	23.62	Peak	226.00	100	Horizontal	Pass
2**	4341.800	39.46	-4.43	54.0	14.54	AV	226.00	100	Horizontal	Pass
3	5178.200	108.35	-2.65	--	--	Peak	195.00	200	Horizontal	N/A
3**	5178.200	100.73	-2.65	--	--	AV	195.00	200	Horizontal	N/A
4	7309.350	50.39	-2.80	74.0	23.61	Peak	312.00	400	Horizontal	Pass
4**	7309.350	40.00	-2.80	54.0	14.00	AV	312.00	400	Horizontal	Pass
5	12407.875	53.15	1.46	74.0	20.85	Peak	295.00	200	Horizontal	Pass
5**	12407.875	43.79	1.46	54.0	10.21	AV	295.00	200	Horizontal	Pass
6	16095.037	56.22	1.32	74.0	17.78	Peak	322.00	100	Horizontal	Pass
6**	16095.037	47.03	1.32	54.0	6.97	AV	322.00	100	Horizontal	Pass

11a, U-NII-1, 1 GHz to 18 GHz, Low Channel, ANT V

No.	Frequency (MHz)	Results (dBuV/m)	Factor (dB)	Limit (dBuV/m)	Margin (dB)	Detector	Table (Degree)	Height (cm)	Antenna	Verdict
1	1586.300	38.47	-17.61	74.0	35.53	Peak	337.00	400	Vertical	Pass
1**	1586.300	29.27	-17.61	54.0	24.73	AV	337.00	400	Vertical	Pass
2	4258.200	49.63	-5.10	74.0	24.37	Peak	30.00	300	Vertical	Pass
2**	4258.200	40.13	-5.10	54.0	13.87	AV	30.00	300	Vertical	Pass
3	5179.200	104.55	-2.63	--	--	Peak	211.00	200	Vertical	N/A
3**	5179.200	97.57	-2.63	--	--	AV	211.00	200	Vertical	N/A
4	7349.600	49.32	-3.28	74.0	24.68	Peak	100.00	100	Vertical	Pass
4**	7349.600	40.94	-3.28	54.0	13.06	AV	100.00	100	Vertical	Pass
5	12308.112	53.08	1.38	74.0	20.92	Peak	344.00	150	Vertical	Pass
5**	12308.112	43.83	1.38	54.0	10.17	AV	344.00	150	Vertical	Pass
6	16043.325	55.97	0.76	74.0	18.03	Peak	192.00	200	Vertical	Pass
6**	16043.325	46.30	0.76	54.0	7.70	AV	192.00	200	Vertical	Pass

11a, U-NII-1, 1 GHz to 18 GHz, Middle Channel, ANT H

No.	Frequency (MHz)	Results (dBuV/m)	Factor (dB)	Limit (dBuV/m)	Margin (dB)	Detector	Table (Degree)	Height (cm)	Antenna	Verdict
1	1500.300	38.83	-17.47	74.0	35.17	Peak	75.00	200	Horizontal	Pass
1**	1500.300	28.93	-17.47	54.0	25.07	AV	75.00	200	Horizontal	Pass
2	4390.400	49.34	-4.85	74.0	24.66	Peak	178.00	100	Horizontal	Pass
2**	4390.400	40.14	-4.85	54.0	13.86	AV	178.00	100	Horizontal	Pass
3	5219.000	107.49	-2.66	--	--	Peak	189.00	100	Horizontal	N/A
3**	5219.000	100.58	-2.66	--	--	AV	189.00	100	Horizontal	N/A
4	7346.150	49.44	-3.39	74.0	24.56	Peak	107.00	200	Horizontal	Pass
4**	7346.150	40.36	-3.39	54.0	13.64	AV	107.00	200	Horizontal	Pass
5	12402.125	53.16	1.54	74.0	20.84	Peak	211.00	200	Horizontal	Pass
5**	12402.125	43.74	1.54	54.0	10.26	AV	211.00	200	Horizontal	Pass
6	16081.912	55.83	1.60	74.0	18.17	Peak	0.00	400	Horizontal	Pass
6**	16081.912	46.79	1.60	54.0	7.21	AV	0.00	400	Horizontal	Pass

11a, U-NII-1, 1 GHz to 18 GHz, Middle Channel, ANT V

No.	Frequency (MHz)	Results (dBuV/m)	Factor (dB)	Limit (dBuV/m)	Margin (dB)	Detector	Table (Degree)	Height (cm)	Antenna	Verdict
1	1626.400	38.51	-17.64	74.0	35.49	Peak	252.00	400	Vertical	Pass
1**	1626.400	28.86	-17.64	54.0	25.14	AV	252.00	400	Vertical	Pass
2	4349.600	50.07	-3.76	74.0	23.93	Peak	219.00	100	Vertical	Pass
2**	4349.600	41.72	-3.76	54.0	12.28	AV	219.00	100	Vertical	Pass
3	5217.600	104.38	-2.62	--	--	Peak	209.00	200	Vertical	N/A
3**	5217.600	96.76	-2.62	--	--	AV	209.00	200	Vertical	N/A
4	7690.288	49.70	-1.89	74.0	24.30	Peak	92.00	100	Vertical	Pass
4**	7690.288	40.45	-1.89	54.0	13.55	AV	92.00	100	Vertical	Pass
5	12281.375	54.82	1.80	74.0	19.18	Peak	300.00	100	Vertical	Pass
5**	12281.375	45.13	1.80	54.0	8.87	AV	300.00	100	Vertical	Pass
6	16079.549	56.10	1.63	74.0	17.90	Peak	180.00	400	Vertical	Pass
6**	16079.549	46.34	1.63	54.0	7.66	AV	180.00	400	Vertical	Pass

11a, U-NII-1, 1 GHz to 18 GHz, High Channel, ANT H

No.	Frequency (MHz)	Results (dBuV/m)	Factor (dB)	Limit (dBuV/m)	Margin (dB)	Detector	Table (Degree)	Height (cm)	Antenna	Verdict
1	1606.700	38.27	-17.90	74.0	35.73	Peak	228.00	300	Horizontal	Pass
1**	1606.700	30.80	-17.90	54.0	23.20	AV	228.00	300	Horizontal	Pass
2	4382.400	49.24	-4.62	74.0	24.76	Peak	13.00	400	Horizontal	Pass
2**	4382.400	40.82	-4.62	54.0	13.18	AV	13.00	400	Horizontal	Pass
3	5241.400	107.78	-2.21	--	--	Peak	192.00	100	Horizontal	N/A
3**	5241.400	100.65	-2.21	--	--	AV	192.00	100	Horizontal	N/A
4	7670.737	49.67	-2.27	74.0	24.33	Peak	360.00	300	Horizontal	Pass
4**	7670.737	40.41	-2.27	54.0	13.59	AV	360.00	300	Horizontal	Pass
5	12271.025	52.96	1.48	74.0	21.04	Peak	286.00	200	Horizontal	Pass
5**	12271.025	43.32	1.48	54.0	10.68	AV	286.00	200	Horizontal	Pass
6	15795.526	55.60	2.19	74.0	18.40	Peak	296.00	200	Horizontal	Pass
6**	15795.526	46.46	2.19	54.0	7.54	AV	296.00	200	Horizontal	Pass

11a, U-NII-1, 1 GHz to 18 GHz, High Channel, ANT V

No.	Frequency (MHz)	Results (dBuV/m)	Factor (dB)	Limit (dBuV/m)	Margin (dB)	Detector	Table (Degree)	Height (cm)	Antenna	Verdict
1	1470.900	38.48	-17.44	74.0	35.52	Peak	60.00	400	Vertical	Pass
1**	1470.900	29.51	-17.44	54.0	24.49	AV	60.00	400	Vertical	Pass
2	4378.600	49.51	-4.55	74.0	24.49	Peak	298.00	100	Vertical	Pass
2**	4378.600	41.09	-4.55	54.0	12.91	AV	298.00	100	Vertical	Pass
3	5241.000	104.18	-2.22	--	--	Peak	213.00	100	Vertical	N/A
3**	5241.000	97.17	-2.22	--	--	AV	213.00	100	Vertical	N/A
4	7349.600	49.48	-3.28	74.0	24.52	Peak	0.00	300	Vertical	Pass
4**	7349.600	40.65	-3.28	54.0	13.35	AV	0.00	300	Vertical	Pass
5	12280.513	53.67	1.80	74.0	20.33	Peak	194.00	200	Vertical	Pass
5**	12280.513	43.82	1.80	54.0	10.18	AV	194.00	200	Vertical	Pass
6	16110.525	55.77	0.76	74.0	18.23	Peak	13.00	200	Vertical	Pass
6**	16110.525	47.16	0.76	54.0	6.84	AV	13.00	200	Vertical	Pass

11n20, U-NII-1, 1 GHz to 18 GHz, Low Channel, ANT H

No.	Frequency (MHz)	Results (dBuV/m)	Factor (dB)	Limit (dBuV/m)	Margin (dB)	Detector	Table (Degree)	Height (cm)	Antenna	Verdict
1	1601.800	38.20	-17.78	74.0	35.80	Peak	274.00	400	Horizontal	Pass
1**	1601.800	29.00	-17.78	54.0	25.00	AV	274.00	400	Horizontal	Pass
2	4387.200	49.21	-4.68	74.0	24.79	Peak	0.00	100	Horizontal	Pass
2**	4387.200	40.64	-4.68	54.0	13.36	AV	0.00	100	Horizontal	Pass
3	5182.200	106.94	-2.60	--	--	Peak	193.00	150	Horizontal	N/A
3**	5182.200	98.97	-2.60	--	--	AV	193.00	150	Horizontal	N/A
4	7424.062	49.49	-3.60	74.0	24.51	Peak	98.00	400	Horizontal	Pass
4**	7424.062	40.05	-3.60	54.0	13.95	AV	98.00	400	Horizontal	Pass
5	12277.063	53.58	1.69	74.0	20.42	Peak	147.00	100	Horizontal	Pass
5**	12277.063	44.11	1.69	54.0	9.89	AV	147.00	100	Horizontal	Pass
6	16068.525	55.87	1.28	74.0	18.13	Peak	232.00	300	Horizontal	Pass
6**	16068.525	46.02	1.28	54.0	7.98	AV	232.00	300	Horizontal	Pass

11n20, U-NII-1, 1 GHz to 18 GHz, Low Channel, ANT V

No.	Frequency (MHz)	Results (dBuV/m)	Factor (dB)	Limit (dBuV/m)	Margin (dB)	Detector	Table (Degree)	Height (cm)	Antenna	Verdict
1	1508.800	39.14	-17.57	74.0	34.86	Peak	3.00	100	Vertical	Pass
1**	1508.800	29.47	-17.57	54.0	24.53	AV	3.00	100	Vertical	Pass
2	4367.400	49.37	-4.27	74.0	24.63	Peak	252.00	100	Vertical	Pass
2**	4367.400	39.91	-4.27	54.0	14.09	AV	252.00	100	Vertical	Pass
3	5181.600	103.91	-2.58	--	--	Peak	215.00	150	Vertical	N/A
3**	5181.600	96.88	-2.58	--	--	AV	215.00	150	Vertical	N/A
4	7682.525	49.53	-2.35	74.0	24.47	Peak	300.00	400	Vertical	Pass
4**	7682.525	41.04	-2.35	54.0	12.96	AV	300.00	400	Vertical	Pass
5	12371.075	53.76	1.28	74.0	20.24	Peak	283.00	100	Vertical	Pass
5**	12371.075	42.81	1.28	54.0	11.19	AV	283.00	100	Vertical	Pass
6	15842.513	55.91	1.41	74.0	18.09	Peak	35.00	300	Vertical	Pass
6**	15842.513	47.05	1.41	54.0	6.95	AV	35.00	300	Vertical	Pass

11n20, U-NII-1, 1 GHz to 18 GHz, Middle Channel, ANT H

No.	Frequency (MHz)	Results (dBuV/m)	Factor (dB)	Limit (dBuV/m)	Margin (dB)	Detector	Table (Degree)	Height (cm)	Antenna	Verdict
1	1511.400	38.71	-17.57	74.0	35.29	Peak	310.00	300	Horizontal	Pass
1**	1511.400	29.55	-17.57	54.0	24.45	AV	310.00	300	Horizontal	Pass
2	4379.000	49.39	-4.53	74.0	24.61	Peak	360.00	100	Horizontal	Pass
2**	4379.000	40.38	-4.53	54.0	13.62	AV	360.00	100	Horizontal	Pass
3	5218.400	106.89	-2.65	--	--	Peak	191.00	150	Horizontal	N/A
3**	5218.400	99.33	-2.65	--	--	AV	191.00	150	Horizontal	N/A
4	7325.162	49.87	-3.69	74.0	24.13	Peak	187.00	300	Horizontal	Pass
4**	7325.162	40.14	-3.69	54.0	13.86	AV	187.00	300	Horizontal	Pass
5	12278.500	52.92	1.75	74.0	21.08	Peak	208.00	100	Horizontal	Pass
5**	12278.500	44.32	1.75	54.0	9.68	AV	208.00	100	Horizontal	Pass
6	16040.700	55.86	0.79	74.0	18.14	Peak	161.00	200	Horizontal	Pass
6**	16040.700	46.38	0.79	54.0	7.62	AV	161.00	200	Horizontal	Pass

11n20, U-NII-1, 1 GHz to 18 GHz, Middle Channel, ANT V

No.	Frequency (MHz)	Results (dBuV/m)	Factor (dB)	Limit (dBuV/m)	Margin (dB)	Detector	Table (Degree)	Height (cm)	Antenna	Verdict
1	1543.600	38.92	-17.31	74.0	35.08	Peak	0.00	100	Vertical	Pass
1**	1543.600	28.87	-17.31	54.0	25.13	AV	0.00	100	Vertical	Pass
2	4361.400	49.64	-4.32	74.0	24.36	Peak	54.00	100	Vertical	Pass
2**	4361.400	40.17	-4.32	54.0	13.83	AV	54.00	100	Vertical	Pass
3	5218.400	103.35	-2.65	--	--	Peak	214.00	100	Vertical	N/A
3**	5218.400	96.85	-2.65	--	--	AV	214.00	100	Vertical	N/A
4	7391.575	49.85	-3.81	74.0	24.15	Peak	360.00	400	Vertical	Pass
4**	7391.575	40.34	-3.81	54.0	13.66	AV	360.00	400	Vertical	Pass
5	12328.237	52.94	1.42	74.0	21.06	Peak	150.00	100	Vertical	Pass
5**	12328.237	43.70	1.42	54.0	10.30	AV	150.00	100	Vertical	Pass
6	15789.487	55.39	1.99	74.0	18.61	Peak	114.00	400	Vertical	Pass
6**	15789.487	46.09	1.99	54.0	7.91	AV	114.00	400	Vertical	Pass

11n20, U-NII-1, 1 GHz to 18 GHz, High Channel, ANT H

No.	Frequency (MHz)	Results (dBuV/m)	Factor (dB)	Limit (dBuV/m)	Margin (dB)	Detector	Table (Degree)	Height (cm)	Antenna	Verdict
1	1603.700	38.53	-17.75	74.0	35.47	Peak	84.00	400	Horizontal	Pass
1**	1603.700	29.16	-17.75	54.0	24.84	AV	84.00	400	Horizontal	Pass
2	4388.000	49.38	-4.68	74.0	24.62	Peak	258.00	300	Horizontal	Pass
2**	4388.000	40.34	-4.68	54.0	13.66	AV	258.00	300	Horizontal	Pass
3	5241.000	106.50	-2.22	--	--	Peak	200.00	200	Horizontal	N/A
3**	5241.000	98.52	-2.22	--	--	AV	200.00	200	Horizontal	N/A
4	7342.987	49.14	-3.35	74.0	24.86	Peak	51.00	100	Horizontal	Pass
4**	7342.987	40.59	-3.35	54.0	13.41	AV	51.00	100	Horizontal	Pass
5	11345.849	53.58	0.09	74.0	20.42	Peak	51.00	100	Horizontal	Pass
5**	11345.849	42.85	0.09	54.0	11.15	AV	51.00	100	Horizontal	Pass
6	15845.401	56.26	1.37	74.0	17.74	Peak	169.00	100	Horizontal	Pass
6**	15845.401	46.98	1.37	54.0	7.02	AV	169.00	100	Horizontal	Pass

11n20, U-NII-1, 1 GHz to 18 GHz, High Channel, ANT V

No.	Frequency (MHz)	Results (dBuV/m)	Factor (dB)	Limit (dBuV/m)	Margin (dB)	Detector	Table (Degree)	Height (cm)	Antenna	Verdict
1	1538.700	38.29	-17.36	74.0	35.71	Peak	328.00	400	Vertical	Pass
1**	1538.700	28.73	-17.36	54.0	25.27	AV	328.00	400	Vertical	Pass
2	4370.800	50.00	-4.25	74.0	24.00	Peak	265.00	200	Vertical	Pass
2**	4370.800	40.30	-4.25	54.0	13.70	AV	265.00	200	Vertical	Pass
3	5238.800	103.21	-2.26	--	--	Peak	211.00	200	Vertical	N/A
3**	5238.800	95.56	-2.26	--	--	AV	211.00	200	Vertical	N/A
4	7335.800	49.71	-3.24	74.0	24.29	Peak	360.00	200	Vertical	Pass
4**	7335.800	40.34	-3.24	54.0	13.66	AV	360.00	200	Vertical	Pass
5	12400.975	53.43	1.56	74.0	20.57	Peak	66.00	150	Vertical	Pass
5**	12400.975	43.91	1.56	54.0	10.09	AV	66.00	150	Vertical	Pass
6	15802.613	55.47	2.30	74.0	18.53	Peak	343.00	400	Vertical	Pass
6**	15802.613	46.35	2.30	54.0	7.65	AV	343.00	400	Vertical	Pass

11n40, U-NII-1, 1 GHz to 18 GHz, Low Channel, ANT H

No.	Frequency (MHz)	Results (dBuV/m)	Factor (dB)	Limit (dBuV/m)	Margin (dB)	Detector	Table (Degree)	Height (cm)	Antenna	Verdict
1	1515.300	39.30	-17.58	74.0	34.70	Peak	171.00	400	Horizontal	Pass
1**	1515.300	28.89	-17.58	54.0	25.11	AV	171.00	400	Horizontal	Pass
2	4194.800	49.28	-4.61	74.0	24.72	Peak	0.00	400	Horizontal	Pass
2**	4194.800	41.78	-4.61	54.0	12.22	AV	0.00	400	Horizontal	Pass
3	5181.600	106.01	-2.58	--	--	Peak	194.00	150	Horizontal	N/A
3**	5181.600	98.85	-2.58	--	--	AV	194.00	150	Horizontal	N/A
4	7342.700	49.05	-3.37	74.0	24.95	Peak	70.00	300	Horizontal	Pass
4**	7342.700	41.35	-3.37	54.0	12.65	AV	70.00	300	Horizontal	Pass
5	11616.675	53.32	-0.06	74.0	20.68	Peak	352.00	150	Horizontal	Pass
5**	11616.675	42.95	-0.06	54.0	11.05	AV	352.00	150	Horizontal	Pass
6	15671.888	55.46	1.47	74.0	18.54	Peak	262.00	200	Horizontal	Pass
6**	15671.888	46.06	1.47	54.0	7.94	AV	262.00	200	Horizontal	Pass

11n40, U-NII-1, 1 GHz to 18 GHz, Low Channel, ANT V

No.	Frequency (MHz)	Results (dBuV/m)	Factor (dB)	Limit (dBuV/m)	Margin (dB)	Detector	Table (Degree)	Height (cm)	Antenna	Verdict
1	1623.600	39.05	-17.56	74.0	34.95	Peak	187.00	300	Vertical	Pass
1**	1623.600	29.59	-17.56	54.0	24.41	AV	187.00	300	Vertical	Pass
2	4360.400	49.56	-4.17	74.0	24.44	Peak	299.00	300	Vertical	Pass
2**	4360.400	40.19	-4.17	54.0	13.81	AV	299.00	300	Vertical	Pass
3	5177.600	103.07	-2.66	--	--	Peak	200.00	150	Vertical	N/A
3**	5177.600	95.37	-2.66	--	--	AV	200.00	150	Vertical	N/A
4	7453.388	49.10	-3.84	74.0	24.90	Peak	140.00	100	Vertical	Pass
4**	7453.388	39.42	-3.84	54.0	14.58	AV	140.00	100	Vertical	Pass
5	12307.250	52.86	1.38	74.0	21.14	Peak	235.00	100	Vertical	Pass
5**	12307.250	43.47	1.38	54.0	10.53	AV	235.00	100	Vertical	Pass
6	15844.088	56.22	1.38	74.0	17.78	Peak	113.00	300	Vertical	Pass
6**	15844.088	47.28	1.38	54.0	6.72	AV	113.00	300	Vertical	Pass

11n40, U-NII-1, 1 GHz to 18 GHz, High Channel, ANT H

No.	Frequency (MHz)	Results (dBuV/m)	Factor (dB)	Limit (dBuV/m)	Margin (dB)	Detector	Table (Degree)	Height (cm)	Antenna	Verdict
1	1492.300	38.36	-17.54	74.0	35.64	Peak	172.00	300	Horizontal	Pass
1**	1492.300	28.95	-17.54	54.0	25.05	AV	172.00	300	Horizontal	Pass
2	4381.000	49.49	-4.56	74.0	24.51	Peak	66.00	200	Horizontal	Pass
2**	4381.000	40.45	-4.56	54.0	13.55	AV	66.00	200	Horizontal	Pass
3	5218.000	106.85	-2.63	--	--	Peak	186.00	200	Horizontal	N/A
3**	5218.000	98.91	-2.63	--	--	AV	186.00	200	Horizontal	N/A
4	7493.638	49.04	-3.48	74.0	24.96	Peak	360.00	400	Horizontal	Pass
4**	7493.638	39.28	-3.48	54.0	14.72	AV	360.00	400	Horizontal	Pass
5	12056.549	53.09	1.00	74.0	20.91	Peak	42.00	150	Horizontal	Pass
5**	12056.549	43.17	1.00	54.0	10.83	AV	42.00	150	Horizontal	Pass
6	15796.312	56.16	2.21	74.0	17.84	Peak	241.00	400	Horizontal	Pass
6**	15796.312	45.96	2.21	54.0	8.04	AV	241.00	400	Horizontal	Pass

11n40, U-NII-1, 1 GHz to 18 GHz, High Channel, ANT V

No.	Frequency (MHz)	Results (dBuV/m)	Factor (dB)	Limit (dBuV/m)	Margin (dB)	Detector	Table (Degree)	Height (cm)	Antenna	Verdict
1	1587.600	38.11	-17.72	74.0	35.89	Peak	193.00	400	Vertical	Pass
1**	1587.600	28.68	-17.72	54.0	25.32	AV	193.00	400	Vertical	Pass
2	4081.200	49.96	-5.41	74.0	24.04	Peak	210.00	100	Vertical	Pass
2**	4081.200	39.93	-5.41	54.0	14.07	AV	210.00	100	Vertical	Pass
3	5219.000	103.47	-2.66	--	--	Peak	199.00	150	Vertical	N/A
3**	5219.000	96.48	-2.66	--	--	AV	199.00	150	Vertical	N/A
4	7455.688	49.39	-4.00	74.0	24.61	Peak	100.00	100	Vertical	Pass
4**	7455.688	39.23	-4.00	54.0	14.77	AV	100.00	100	Vertical	Pass
5	11912.513	52.77	1.51	74.0	21.23	Peak	66.00	150	Vertical	Pass
5**	11912.513	43.10	1.51	54.0	10.90	AV	66.00	150	Vertical	Pass
6	16080.600	55.64	1.63	74.0	18.36	Peak	184.00	200	Vertical	Pass
6**	16080.600	46.30	1.63	54.0	7.70	AV	184.00	200	Vertical	Pass

11ac20, U-NII-1, 1 GHz to 18 GHz, Low Channel, ANT H

No.	Frequency (MHz)	Results (dBuV/m)	Factor (dB)	Limit (dBuV/m)	Margin (dB)	Detector	Table (Degree)	Height (cm)	Antenna	Verdict
1	1468.100	38.56	-17.51	74.0	35.44	Peak	271.00	300	Horizontal	Pass
1**	1468.100	29.34	-17.51	54.0	24.66	AV	271.00	300	Horizontal	Pass
2	4394.000	49.33	-4.70	74.0	24.67	Peak	337.00	400	Horizontal	Pass
2**	4394.000	40.62	-4.70	54.0	13.38	AV	337.00	400	Horizontal	Pass
3	5177.000	104.48	-2.67	--	--	Peak	196.00	200	Horizontal	N/A
3**	5177.000	96.53	-2.67	--	--	AV	196.00	200	Horizontal	N/A
4	7435.275	49.47	-3.60	74.0	24.53	Peak	340.00	200	Horizontal	Pass
4**	7435.275	39.46	-3.60	54.0	14.54	AV	340.00	200	Horizontal	Pass
5	11342.113	53.27	0.20	74.0	20.73	Peak	80.00	100	Horizontal	Pass
5**	11342.113	42.51	0.20	54.0	11.49	AV	80.00	100	Horizontal	Pass
6	16190.325	55.91	1.58	74.0	18.09	Peak	19.00	400	Horizontal	Pass
6**	16190.325	45.68	1.58	54.0	8.32	AV	19.00	400	Horizontal	Pass

11ac20, U-NII-1, 1 GHz to 18 GHz, Low Channel, ANT V

No.	Frequency (MHz)	Results (dBuV/m)	Factor (dB)	Limit (dBuV/m)	Margin (dB)	Detector	Table (Degree)	Height (cm)	Antenna	Verdict
1	1577.500	38.75	-17.44	74.0	35.25	Peak	276.00	300	Vertical	Pass
1**	1577.500	29.12	-17.44	54.0	24.88	AV	276.00	300	Vertical	Pass
2	4157.000	49.87	-5.09	74.0	24.13	Peak	158.00	400	Vertical	Pass
2**	4157.000	39.18	-5.09	54.0	14.82	AV	158.00	400	Vertical	Pass
3	5178.600	101.31	-2.65	--	--	Peak	213.00	100	Vertical	N/A
3**	5178.600	93.93	-2.65	--	--	AV	213.00	100	Vertical	N/A
4	7349.313	49.22	-3.24	74.0	24.78	Peak	14.00	100	Vertical	Pass
4**	7349.313	41.05	-3.24	54.0	12.95	AV	14.00	100	Vertical	Pass
5	12292.013	53.28	1.63	74.0	20.72	Peak	360.00	150	Vertical	Pass
5**	12292.013	43.43	1.63	54.0	10.57	AV	360.00	150	Vertical	Pass
6	15486.825	56.16	0.91	74.0	17.84	Peak	34.00	300	Vertical	Pass
6**	15486.825	46.25	0.91	54.0	7.75	AV	34.00	300	Vertical	Pass

11ac20, U-NII-1, 1 GHz to 18 GHz, Middle Channel, ANT H

No.	Frequency (MHz)	Results (dBuV/m)	Factor (dB)	Limit (dBuV/m)	Margin (dB)	Detector	Table (Degree)	Height (cm)	Antenna	Verdict
1	1585.900	38.42	-17.58	74.0	35.58	Peak	153.00	100	Horizontal	Pass
1**	1585.900	29.01	-17.58	54.0	24.99	AV	153.00	100	Horizontal	Pass
2	4350.800	49.78	-3.67	74.0	24.22	Peak	104.00	400	Horizontal	Pass
2**	4350.800	40.42	-3.67	54.0	13.58	AV	104.00	400	Horizontal	Pass
3	5221.600	104.50	-2.76	--	--	Peak	199.00	150	Horizontal	N/A
3**	5221.600	96.74	-2.76	--	--	AV	199.00	150	Horizontal	N/A
4	7345.288	49.43	-3.34	74.0	24.57	Peak	103.00	400	Horizontal	Pass
4**	7345.288	40.10	-3.34	54.0	13.90	AV	103.00	400	Horizontal	Pass
5	12414.488	52.69	1.42	74.0	21.31	Peak	161.00	150	Horizontal	Pass
5**	12414.488	43.68	1.42	54.0	10.32	AV	161.00	150	Horizontal	Pass
6	15811.800	56.46	2.13	74.0	17.54	Peak	22.00	400	Horizontal	Pass
6**	15811.800	46.24	2.13	54.0	7.76	AV	22.00	400	Horizontal	Pass

11ac20, U-NII-1, 1 GHz to 18 GHz, Middle Channel, ANT V

No.	Frequency (MHz)	Results (dBuV/m)	Factor (dB)	Limit (dBuV/m)	Margin (dB)	Detector	Table (Degree)	Height (cm)	Antenna	Verdict
1	1505.300	38.83	-17.45	74.0	35.17	Peak	321.00	400	Vertical	Pass
1**	1505.300	29.90	-17.45	54.0	24.10	AV	321.00	400	Vertical	Pass
2	4356.800	49.42	-4.02	74.0	24.58	Peak	152.00	300	Vertical	Pass
2**	4356.800	41.18	-4.02	54.0	12.82	AV	152.00	300	Vertical	Pass
3	5218.400	100.61	-2.65	--	--	Peak	215.00	200	Vertical	N/A
3**	5218.400	93.33	-2.65	--	--	AV	215.00	200	Vertical	N/A
4	7347.588	50.18	-3.22	74.0	23.82	Peak	118.00	200	Vertical	Pass
4**	7347.588	40.52	-3.22	54.0	13.48	AV	118.00	200	Vertical	Pass
5	12108.300	52.73	0.58	74.0	21.27	Peak	137.00	100	Vertical	Pass
5**	12108.300	42.50	0.58	54.0	11.50	AV	137.00	100	Vertical	Pass
6	15788.701	56.28	1.96	74.0	17.72	Peak	19.00	100	Vertical	Pass
6**	15788.701	46.37	1.96	54.0	7.63	AV	19.00	100	Vertical	Pass

11ac20, U-NII-1, 1 GHz to 18 GHz, High Channel, ANT H

No.	Frequency (MHz)	Results (dBuV/m)	Factor (dB)	Limit (dBuV/m)	Margin (dB)	Detector	Table (Degree)	Height (cm)	Antenna	Verdict
1	1500.600	38.17	-17.46	74.0	35.83	Peak	297.00	300	Horizontal	Pass
1**	1500.600	28.80	-17.46	54.0	25.20	AV	297.00	300	Horizontal	Pass
2	4210.400	50.16	-5.00	74.0	23.84	Peak	0.00	200	Horizontal	Pass
2**	4210.400	40.27	-5.00	54.0	13.73	AV	0.00	200	Horizontal	Pass
3	5242.600	103.99	-2.19	--	--	Peak	194.00	100	Horizontal	N/A
3**	5242.600	95.97	-2.19	--	--	AV	194.00	100	Horizontal	N/A
4	7348.163	49.63	-3.15	74.0	24.37	Peak	0.00	300	Horizontal	Pass
4**	7348.163	41.01	-3.15	54.0	12.99	AV	0.00	300	Horizontal	Pass
5	12363.312	53.66	1.19	74.0	20.34	Peak	358.00	200	Horizontal	Pass
5**	12363.312	43.08	1.19	54.0	10.92	AV	358.00	200	Horizontal	Pass
6	15791.588	55.85	2.06	74.0	18.15	Peak	142.00	400	Horizontal	Pass
6**	15791.588	46.35	2.06	54.0	7.65	AV	142.00	400	Horizontal	Pass

11ac20, U-NII-1, 1 GHz to 18 GHz, High Channel, ANT V

No.	Frequency (MHz)	Results (dBuV/m)	Factor (dB)	Limit (dBuV/m)	Margin (dB)	Detector	Table (Degree)	Height (cm)	Antenna	Verdict
1	1619.300	38.52	-17.61	74.0	35.48	Peak	137.00	400	Vertical	Pass
1**	1619.300	29.35	-17.61	54.0	24.65	AV	137.00	400	Vertical	Pass
2	4097.800	49.30	-5.46	74.0	24.70	Peak	317.00	200	Vertical	Pass
2**	4097.800	39.94	-5.46	54.0	14.06	AV	317.00	200	Vertical	Pass
3	5238.400	101.05	-2.26	--	--	Peak	209.00	200	Vertical	N/A
3**	5238.400	94.01	-2.26	--	--	AV	209.00	200	Vertical	N/A
4	7285.200	49.73	-3.41	74.0	24.27	Peak	56.00	200	Vertical	Pass
4**	7285.200	40.08	-3.41	54.0	13.92	AV	56.00	200	Vertical	Pass
5	12279.075	52.79	1.77	74.0	21.21	Peak	142.00	100	Vertical	Pass
5**	12279.075	44.22	1.77	54.0	9.78	AV	142.00	100	Vertical	Pass
6	16088.475	55.71	1.46	74.0	18.29	Peak	105.00	200	Vertical	Pass
6**	16088.475	46.36	1.46	54.0	7.64	AV	105.00	200	Vertical	Pass

11ac40, U-NII-1, 1 GHz to 18 GHz, Low Channel, ANT H

No.	Frequency (MHz)	Results (dBuV/m)	Factor (dB)	Limit (dBuV/m)	Margin (dB)	Detector	Table (Degree)	Height (cm)	Antenna	Verdict
1	1443.900	39.69	-17.34	74.0	34.31	Peak	176.00	100	Horizontal	Pass
1**	1443.900	28.85	-17.34	54.0	25.15	AV	176.00	100	Horizontal	Pass
2	4378.600	49.12	-4.55	74.0	24.88	Peak	240.00	100	Horizontal	Pass
2**	4378.600	40.57	-4.55	54.0	13.43	AV	240.00	100	Horizontal	Pass
3	5181.400	103.69	-2.58	--	--	Peak	191.00	150	Horizontal	N/A
3**	5181.400	95.61	-2.58	--	--	AV	191.00	150	Horizontal	N/A
4	7353.050	49.49	-3.53	74.0	24.51	Peak	307.00	400	Horizontal	Pass
4**	7353.050	40.65	-3.53	54.0	13.35	AV	307.00	400	Horizontal	Pass
5	12486.075	53.12	1.65	74.0	20.88	Peak	249.00	100	Horizontal	Pass
5**	12486.075	43.07	1.65	54.0	10.93	AV	249.00	100	Horizontal	Pass
6	16196.100	55.90	1.59	74.0	18.10	Peak	73.00	300	Horizontal	Pass
6**	16196.100	46.04	1.59	54.0	7.96	AV	73.00	300	Horizontal	Pass

11ac40, U-NII-1, 1 GHz to 18 GHz, Low Channel, ANT V

No.	Frequency (MHz)	Results (dBuV/m)	Factor (dB)	Limit (dBuV/m)	Margin (dB)	Detector	Table (Degree)	Height (cm)	Antenna	Verdict
1	1625.800	38.51	-17.63	74.0	35.49	Peak	0.00	100	Vertical	Pass
1**	1625.800	29.17	-17.63	54.0	24.83	AV	0.00	100	Vertical	Pass
2	4379.600	50.08	-4.50	74.0	23.92	Peak	241.00	100	Vertical	Pass
2**	4379.600	40.73	-4.50	54.0	13.27	AV	241.00	100	Vertical	Pass
3	5183.800	100.53	-2.64	--	--	Peak	217.00	200	Vertical	N/A
3**	5183.800	91.66	-2.64	--	--	AV	217.00	200	Vertical	N/A
4	7290.375	49.19	-3.11	74.0	24.81	Peak	150.00	400	Vertical	Pass
4**	7290.375	39.71	-3.11	54.0	14.29	AV	150.00	400	Vertical	Pass
5	12275.338	53.10	1.63	74.0	20.90	Peak	286.00	200	Vertical	Pass
5**	12275.338	44.05	1.63	54.0	9.95	AV	286.00	200	Vertical	Pass
6	16105.800	56.20	0.94	74.0	17.80	Peak	296.00	100	Vertical	Pass
6**	16105.800	46.07	0.94	54.0	7.93	AV	296.00	100	Vertical	Pass

11ac40, U-NII-1, 1 GHz to 18 GHz, High Channel, ANT H

No.	Frequency (MHz)	Results (dBuV/m)	Factor (dB)	Limit (dBuV/m)	Over Limit (dB)	Detector	Table (Degree)	Height (cm)	Antenna	Verdict
1	1492.300	38.70	-17.54	74.0	35.30	Peak	60.00	100	Horizontal	Pass
1**	1492.300	29.33	-17.54	54.0	24.67	AV	60.00	100	Horizontal	Pass
2	4053.400	49.40	-5.08	74.0	24.60	Peak	107.00	200	Horizontal	Pass
2**	4053.400	38.28	-5.08	54.0	15.72	AV	107.00	200	Horizontal	Pass
3	5218.400	104.04	-2.65	--	--	Peak	193.00	200	Horizontal	N/A
3**	5218.400	96.32	-2.65	--	--	AV	193.00	200	Horizontal	N/A
4	7398.188	49.29	-3.98	74.0	24.71	Peak	200.00	200	Horizontal	Pass
4**	7398.188	40.30	-3.98	54.0	13.70	AV	200.00	200	Horizontal	Pass
5	12603.662	52.96	1.91	74.0	21.04	Peak	294.00	100	Horizontal	Pass
5**	12603.662	43.60	1.91	54.0	10.40	AV	294.00	100	Horizontal	Pass
6	16196.362	55.91	1.59	74.0	18.09	Peak	140.00	300	Horizontal	Pass
6**	16196.362	46.38	1.59	54.0	7.62	AV	140.00	300	Horizontal	Pass

11ac40, U-NII-1, 1 GHz to 18 GHz, High Channel, ANT V

No.	Frequency (MHz)	Results (dBuV/m)	Factor (dB)	Limit (dBuV/m)	Margin (dB)	Detector	Table (Degree)	Height (cm)	Antenna	Verdict
1	1509.900	38.41	-17.55	74.0	35.59	Peak	293.00	300	Vertical	Pass
1**	1509.900	28.50	-17.55	54.0	25.50	AV	293.00	300	Vertical	Pass
2	4394.400	49.08	-4.71	74.0	24.92	Peak	31.00	100	Vertical	Pass
2**	4394.400	39.81	-4.71	54.0	14.19	AV	31.00	100	Vertical	Pass
3	5221.400	100.15	-2.77	--	--	Peak	199.00	150	Vertical	N/A
3**	5221.400	92.88	-2.77	--	--	AV	199.00	150	Vertical	N/A
4	7400.775	49.35	-4.05	74.0	24.65	Peak	235.00	400	Vertical	Pass
4**	7400.775	40.23	-4.05	54.0	13.77	AV	235.00	400	Vertical	Pass
5	12321.338	54.17	1.42	74.0	19.83	Peak	352.00	150	Vertical	Pass
5**	12321.338	44.06	1.42	54.0	9.94	AV	352.00	150	Vertical	Pass
6	15840.675	56.23	1.44	74.0	17.77	Peak	34.00	300	Vertical	Pass
6**	15840.675	45.79	1.44	54.0	8.21	AV	34.00	300	Vertical	Pass

11ac80, U-NII-1, 1 GHz to 18 GHz, Middle Channel, ANT H

No.	Frequency (MHz)	Results (dBuV/m)	Factor (dB)	Limit (dBuV/m)	Margin (dB)	Detector	Table (Degree)	Height (cm)	Antenna	Verdict
1	1543.100	38.49	-17.32	74.0	35.51	Peak	113.00	400	Horizontal	Pass
1**	1543.100	29.38	-17.32	54.0	24.62	AV	113.00	400	Horizontal	Pass
2	4371.600	49.44	-4.23	74.0	24.56	Peak	139.00	300	Horizontal	Pass
2**	4371.600	40.78	-4.23	54.0	13.22	AV	139.00	300	Horizontal	Pass
3	5181.600	103.33	-2.58	--	--	Peak	195.00	100	Horizontal	N/A
3**	5181.600	96.26	-2.58	--	--	AV	195.00	100	Horizontal	N/A
4	7343.850	50.07	-3.29	74.0	23.93	Peak	262.00	300	Horizontal	Pass
4**	7343.850	40.69	-3.29	54.0	13.31	AV	262.00	300	Horizontal	Pass
5	12313.000	54.05	1.39	74.0	19.95	Peak	60.00	150	Horizontal	Pass
5**	12313.000	44.09	1.39	54.0	9.91	AV	60.00	150	Horizontal	Pass
6	15839.887	55.79	1.45	74.0	18.21	Peak	1.00	100	Horizontal	Pass
6**	15839.887	46.34	1.45	54.0	7.66	AV	1.00	100	Horizontal	Pass

11ac80, U-NII-1, 1 GHz to 18 GHz, Middle Channel, ANT V

No.	Frequency (MHz)	Results (dBuV/m)	Factor (dB)	Limit (dBuV/m)	Margin (dB)	Detector	Table (Degree)	Height (cm)	Antenna	Verdict
1	1496.600	38.79	-17.39	74.0	35.21	Peak	342.00	300	Vertical	Pass
1**	1496.600	29.28	-17.39	54.0	24.72	AV	342.00	300	Vertical	Pass
2	4352.600	49.51	-3.64	74.0	24.49	Peak	225.00	200	Vertical	Pass
2**	4352.600	40.39	-3.64	54.0	13.61	AV	225.00	200	Vertical	Pass
3	5181.200	100.32	-2.57	--	--	Peak	210.00	100	Vertical	N/A
3**	5181.200	93.06	-2.57	--	--	AV	210.00	100	Vertical	N/A
4	7736.862	49.53	-2.85	74.0	24.47	Peak	0.00	400	Vertical	Pass
4**	7736.862	39.34	-2.85	54.0	14.66	AV	0.00	400	Vertical	Pass
5	12631.838	53.13	1.37	74.0	20.87	Peak	64.00	200	Vertical	Pass
5**	12631.838	43.65	1.37	54.0	10.35	AV	64.00	200	Vertical	Pass
6	16118.925	55.73	0.63	74.0	18.27	Peak	197.00	200	Vertical	Pass
6**	16118.925	47.13	0.63	54.0	6.87	AV	197.00	200	Vertical	Pass

11a, U-NII-2A, 1 GHz to 18 GHz, Low Channel, ANT H

No.	Frequency (MHz)	Results (dBuV/m)	Factor (dB)	Limit (dBuV/m)	Margin (dB)	Detector	Table (Degree)	Height (cm)	Antenna	Verdict
1	1531.100	38.86	-17.50	74.0	35.14	Peak	85.00	200	Horizontal	Pass
1**	1531.100	29.09	-17.50	54.0	24.91	AV	85.00	200	Horizontal	Pass
2	4367.400	49.67	-4.27	74.0	24.33	Peak	51.00	300	Horizontal	Pass
2**	4367.400	40.86	-4.27	54.0	13.14	AV	51.00	300	Horizontal	Pass
3	5262.800	108.55	-2.75	--	--	Peak	200.00	100	Horizontal	N/A
3**	5262.800	100.65	-2.75	--	--	AV	200.00	100	Horizontal	N/A
4	7500.537	50.05	-3.42	74.0	23.95	Peak	360.00	200	Horizontal	Pass
4**	7500.537	40.63	-3.42	54.0	13.37	AV	360.00	200	Horizontal	Pass
5	12293.162	53.17	1.61	74.0	20.83	Peak	250.00	200	Horizontal	Pass
5**	12293.162	43.58	1.61	54.0	10.42	AV	250.00	200	Horizontal	Pass
6	15800.250	56.15	2.33	74.0	17.85	Peak	13.00	300	Horizontal	Pass
6**	15800.250	46.80	2.33	54.0	7.20	AV	13.00	300	Horizontal	Pass

11a, U-NII-2A, 1 GHz to 18 GHz, Low Channel, ANT V

No.	Frequency (MHz)	Results (dBuV/m)	Factor (dB)	Limit (dBuV/m)	Margin (dB)	Detector	Table (Degree)	Height (cm)	Antenna	Verdict
1	1543.900	38.46	-17.31	74.0	35.54	Peak	0.00	100	Vertical	Pass
1**	1543.900	29.04	-17.31	54.0	24.96	AV	0.00	100	Vertical	Pass
2	4351.600	49.68	-3.62	74.0	24.32	Peak	0.00	300	Vertical	Pass
2**	4351.600	40.31	-3.62	54.0	13.69	AV	0.00	300	Vertical	Pass
3	5257.400	103.78	-2.30	--	--	Peak	216.00	100	Vertical	N/A
3**	5257.400	97.26	-2.30	--	--	AV	216.00	100	Vertical	N/A
4	7434.413	49.49	-3.68	74.0	24.51	Peak	324.00	300	Vertical	Pass
4**	7434.413	39.55	-3.68	54.0	14.45	AV	324.00	300	Vertical	Pass
5	12245.437	53.54	1.01	74.0	20.46	Peak	262.00	100	Vertical	Pass
5**	12245.437	43.14	1.01	54.0	10.86	AV	262.00	100	Vertical	Pass
6	15859.838	55.69	0.93	74.0	18.31	Peak	1.00	400	Vertical	Pass
6**	15859.838	47.07	0.93	54.0	6.93	AV	1.00	400	Vertical	Pass

11a, U-NII-2A, 1 GHz to 18 GHz, Middle Channel, ANT H

No.	Frequency (MHz)	Results (dBuV/m)	Factor (dB)	Limit (dBuV/m)	Margin (dB)	Detector	Table (Degree)	Height (cm)	Antenna	Verdict
1	1610.100	38.58	-17.70	74.0	35.42	Peak	287.00	300	Horizontal	Pass
1**	1610.100	29.21	-17.70	54.0	24.79	AV	287.00	300	Horizontal	Pass
2	4372.000	49.78	-4.33	74.0	24.22	Peak	85.00	200	Horizontal	Pass
2**	4372.000	41.00	-4.33	54.0	13.00	AV	85.00	200	Horizontal	Pass
3	5301.200	108.40	-3.07	--	--	Peak	187.00	100	Horizontal	N/A
3**	5301.200	101.46	-3.07	--	--	AV	187.00	100	Horizontal	N/A
4	7298.138	49.76	-2.77	74.0	24.24	Peak	100.00	400	Horizontal	Pass
4**	7298.138	39.76	-2.77	54.0	14.24	AV	100.00	400	Horizontal	Pass
5	12063.737	53.81	0.90	74.0	20.19	Peak	16.00	200	Horizontal	Pass
5**	12063.737	42.99	0.90	54.0	11.01	AV	16.00	200	Horizontal	Pass
6	15862.200	56.64	0.88	74.0	17.36	Peak	316.00	100	Horizontal	Pass
6**	15862.200	47.01	0.88	54.0	6.99	AV	316.00	100	Horizontal	Pass

11a, U-NII-2A, 1 GHz to 18 GHz, Middle Channel, ANT V

No.	Frequency (MHz)	Results (dBuV/m)	Factor (dB)	Limit (dBuV/m)	Margin (dB)	Detector	Table (Degree)	Height (cm)	Antenna	Verdict
1	1530.800	38.92	-17.49	74.0	35.08	Peak	78.00	300	Vertical	Pass
1**	1530.800	29.70	-17.49	54.0	24.30	AV	78.00	300	Vertical	Pass
2	4379.000	50.11	-4.53	74.0	23.89	Peak	290.00	300	Vertical	Pass
2**	4379.000	40.33	-4.53	54.0	13.67	AV	290.00	300	Vertical	Pass
3	5301.400	104.50	-3.06	--	--	Peak	216.00	200	Vertical	N/A
3**	5301.400	97.17	-3.06	--	--	AV	216.00	200	Vertical	N/A
4	7360.813	49.33	-3.73	74.0	24.67	Peak	353.00	300	Vertical	Pass
4**	7360.813	39.52	-3.73	54.0	14.48	AV	353.00	300	Vertical	Pass
5	12290.288	53.46	1.66	74.0	20.54	Peak	333.00	100	Vertical	Pass
5**	12290.288	43.85	1.66	54.0	10.15	AV	333.00	100	Vertical	Pass
6	16140.450	55.50	1.02	74.0	18.50	Peak	360.00	300	Vertical	Pass
6**	16140.450	46.29	1.02	54.0	7.71	AV	360.00	300	Vertical	Pass

11a, U-NII-2A, 1 GHz to 18 GHz, High Channel, ANT H

No.	Frequency (MHz)	Results (dBuV/m)	Factor (dB)	Limit (dBuV/m)	Margin (dB)	Detector	Table (Degree)	Height (cm)	Antenna	Verdict
1	1523.400	38.22	-17.34	74.0	35.78	Peak	273.00	100	Horizontal	Pass
1**	1523.400	28.58	-17.34	54.0	25.42	AV	273.00	100	Horizontal	Pass
2	4368.000	49.69	-4.40	74.0	24.31	Peak	239.00	100	Horizontal	Pass
2**	4368.000	40.04	-4.40	54.0	13.96	AV	239.00	100	Horizontal	Pass
3	5317.800	108.68	-2.60	--	--	Peak	199.00	200	Horizontal	N/A
3**	5317.800	101.10	-2.60	--	--	AV	199.00	200	Horizontal	N/A
4	7310.213	50.00	-2.72	74.0	24.00	Peak	0.00	400	Horizontal	Pass
4**	7310.213	39.47	-2.72	54.0	14.53	AV	0.00	400	Horizontal	Pass
5	11343.838	52.87	0.15	74.0	21.13	Peak	194.00	100	Horizontal	Pass
5**	11343.838	43.49	0.15	54.0	10.51	AV	194.00	100	Horizontal	Pass
6	16167.224	55.90	1.09	74.0	18.10	Peak	0.00	300	Horizontal	Pass
6**	16167.224	47.19	1.09	54.0	6.81	AV	0.00	300	Horizontal	Pass

11a, U-NII-2A, 1 GHz to 18 GHz, High Channel, ANT V

No.	Frequency (MHz)	Results (dBuV/m)	Factor (dB)	Limit (dBuV/m)	Margin (dB)	Detector	Table (Degree)	Height (cm)	Antenna	Verdict
1	1515.600	38.80	-17.57	74.0	35.20	Peak	216.00	200	Vertical	Pass
1**	1515.600	29.63	-17.57	54.0	24.37	AV	216.00	200	Vertical	Pass
2	4365.800	49.46	-4.26	74.0	24.54	Peak	304.00	400	Vertical	Pass
2**	4365.800	40.74	-4.26	54.0	13.26	AV	304.00	400	Vertical	Pass
3	5318.400	104.93	-2.65	--	--	Peak	212.00	100	Vertical	N/A
3**	5318.400	97.91	-2.65	--	--	AV	212.00	100	Vertical	N/A
4	7312.513	49.00	-2.77	74.0	25.00	Peak	266.00	300	Vertical	Pass
4**	7312.513	40.97	-2.77	54.0	13.03	AV	266.00	300	Vertical	Pass
5	12262.688	53.02	1.19	74.0	20.98	Peak	229.00	100	Vertical	Pass
5**	12262.688	43.26	1.19	54.0	10.74	AV	229.00	100	Vertical	Pass
6	15842.513	56.16	1.41	74.0	17.84	Peak	90.00	400	Vertical	Pass
6**	15842.513	46.62	1.41	54.0	7.38	AV	90.00	400	Vertical	Pass

11n20, U-NII-2A, 1 GHz to 18 GHz, Low Channel, ANT H

No.	Frequency (MHz)	Results (dBuV/m)	Factor (dB)	Limit (dBuV/m)	Margin (dB)	Detector	Table (Degree)	Height (cm)	Antenna	Verdict
1	1585.500	38.64	-17.55	74.0	35.36	Peak	200.00	100	Horizontal	Pass
1**	1585.500	29.24	-17.55	54.0	24.76	AV	200.00	100	Horizontal	Pass
2	4370.800	50.07	-4.25	74.0	23.93	Peak	73.00	300	Horizontal	Pass
2**	4370.800	41.40	-4.25	54.0	12.60	AV	73.00	300	Horizontal	Pass
3	5261.600	107.39	-2.69	--	--	Peak	198.00	200	Horizontal	N/A
3**	5261.600	100.18	-2.69	--	--	AV	198.00	200	Horizontal	N/A
4	7350.175	49.39	-3.34	74.0	24.61	Peak	247.00	200	Horizontal	Pass
4**	7350.175	40.29	-3.34	54.0	13.71	AV	247.00	200	Horizontal	Pass
5	12318.750	52.83	1.42	74.0	21.17	Peak	80.00	100	Horizontal	Pass
5**	12318.750	43.90	1.42	54.0	10.10	AV	80.00	100	Horizontal	Pass
6	15854.850	55.53	1.20	74.0	18.47	Peak	234.00	400	Horizontal	Pass
6**	15854.850	46.77	1.20	54.0	7.23	AV	234.00	400	Horizontal	Pass

11n20, U-NII-2A, 1 GHz to 18 GHz, Low Channel, ANT V

No.	Frequency (MHz)	Results (dBuV/m)	Factor (dB)	Limit (dBuV/m)	Margin (dB)	Detector	Table (Degree)	Height (cm)	Antenna	Verdict
1	1450.600	38.28	-17.47	74.0	35.72	Peak	3.00	100	Vertical	Pass
1**	1450.600	28.49	-17.47	54.0	25.51	AV	3.00	100	Vertical	Pass
2	4367.800	49.39	-4.35	74.0	24.61	Peak	216.00	300	Vertical	Pass
2**	4367.800	41.27	-4.35	54.0	12.73	AV	216.00	300	Vertical	Pass
3	5257.600	102.92	-2.32	--	--	Peak	216.00	150	Vertical	N/A
3**	5257.600	95.30	-2.32	--	--	AV	216.00	150	Vertical	N/A
4	7342.987	49.76	-3.35	74.0	24.24	Peak	360.00	300	Vertical	Pass
4**	7342.987	41.45	-3.35	54.0	12.55	AV	360.00	300	Vertical	Pass
5	11990.713	53.10	1.14	74.0	20.90	Peak	253.00	100	Vertical	Pass
5**	11990.713	43.16	1.14	54.0	10.84	AV	253.00	100	Vertical	Pass
6	15789.750	55.47	2.00	74.0	18.53	Peak	140.00	400	Vertical	Pass
6**	15789.750	47.60	2.00	54.0	6.40	AV	140.00	400	Vertical	Pass

11n20, U-NII-2A, 1 GHz to 18 GHz, Middle Channel, ANT H

No.	Frequency (MHz)	Results (dBuV/m)	Factor (dB)	Limit (dBuV/m)	Margin (dB)	Detector	Table (Degree)	Height (cm)	Antenna	Verdict
1	1506.100	38.70	-17.57	74.0	35.30	Peak	239.00	400	Horizontal	Pass
1**	1506.100	29.44	-17.57	54.0	24.56	AV	239.00	400	Horizontal	Pass
2	4256.200	49.85	-5.13	74.0	24.15	Peak	178.00	400	Horizontal	Pass
2**	4256.200	39.02	-5.13	54.0	14.98	AV	178.00	400	Horizontal	Pass
3	5301.800	107.15	-3.04	--	--	Peak	190.00	200	Horizontal	N/A
3**	5301.800	99.65	-3.04	--	--	AV	190.00	200	Horizontal	N/A
4	7283.763	49.41	-3.46	74.0	24.59	Peak	168.00	300	Horizontal	Pass
4**	7283.763	39.65	-3.46	54.0	14.35	AV	168.00	300	Horizontal	Pass
5	11514.325	53.39	-0.32	74.0	20.61	Peak	168.00	200	Horizontal	Pass
5**	11514.325	42.99	-0.32	54.0	11.01	AV	168.00	200	Horizontal	Pass
6	16086.638	56.41	1.50	74.0	17.59	Peak	171.00	200	Horizontal	Pass
6**	16086.638	46.03	1.50	54.0	7.97	AV	171.00	200	Horizontal	Pass

11n20, U-NII-2A, 1 GHz to 18 GHz, Middle Channel, ANT V

No.	Frequency (MHz)	Results (dBuV/m)	Factor (dB)	Limit (dBuV/m)	Margin (dB)	Detector	Table (Degree)	Height (cm)	Antenna	Verdict
1	1546.100	38.57	-17.35	74.0	35.43	Peak	360.00	100	Vertical	Pass
1**	1546.100	28.46	-17.35	54.0	25.54	AV	360.00	100	Vertical	Pass
2	4382.600	49.34	-4.63	74.0	24.66	Peak	21.00	200	Vertical	Pass
2**	4382.600	40.62	-4.63	54.0	13.38	AV	21.00	200	Vertical	Pass
3	5301.000	103.02	-3.08	--	--	Peak	210.00	200	Vertical	N/A
3**	5301.000	95.64	-3.08	--	--	AV	210.00	200	Vertical	N/A
4	7701.212	49.62	-2.28	74.0	24.38	Peak	72.00	100	Vertical	Pass
4**	7701.212	38.94	-2.28	54.0	15.06	AV	72.00	100	Vertical	Pass
5	11932.349	53.11	1.62	74.0	20.89	Peak	149.00	100	Vertical	Pass
5**	11932.349	43.32	1.62	54.0	10.68	AV	149.00	100	Vertical	Pass
6	15834.112	56.09	1.46	74.0	17.91	Peak	19.00	300	Vertical	Pass
6**	15834.112	46.36	1.46	54.0	7.64	AV	19.00	300	Vertical	Pass

11n20, U-NII-2A, 1 GHz to 18 GHz, High Channel, ANT H

No.	Frequency (MHz)	Results (dBuV/m)	Factor (dB)	Limit (dBuV/m)	Margin (dB)	Detector	Table (Degree)	Height (cm)	Antenna	Verdict
1	1556.900	39.04	-17.36	74.0	34.96	Peak	75.00	300	Horizontal	Pass
1**	1556.900	29.14	-17.36	54.0	24.86	AV	75.00	300	Horizontal	Pass
2	4361.800	50.22	-4.41	74.0	23.78	Peak	147.00	100	Horizontal	Pass
2**	4361.800	40.59	-4.41	54.0	13.41	AV	147.00	100	Horizontal	Pass
3	5320.200	107.05	-2.78	--	--	Peak	89.00	150	Horizontal	N/A
3**	5320.200	99.43	-2.78	--	--	AV	89.00	150	Horizontal	N/A
4	7349.600	49.14	-3.28	74.0	24.86	Peak	191.00	100	Horizontal	Pass
4**	7349.600	40.91	-3.28	54.0	13.09	AV	191.00	100	Horizontal	Pass
5	12277.349	52.90	1.71	74.0	21.10	Peak	208.00	100	Horizontal	Pass
5**	12277.349	43.99	1.71	54.0	10.01	AV	208.00	100	Horizontal	Pass
6	15513.075	56.20	1.41	74.0	17.80	Peak	360.00	100	Horizontal	Pass
6**	15513.075	46.75	1.41	54.0	7.25	AV	360.00	100	Horizontal	Pass

11n20, U-NII-2A, 1 GHz to 18 GHz, High Channel, ANT V

No.	Frequency (MHz)	Results (dBuV/m)	Factor (dB)	Limit (dBuV/m)	Margin (dB)	Detector	Table (Degree)	Height (cm)	Antenna	Verdict
1	1447.500	38.31	-17.28	74.0	35.69	Peak	230.00	200	Vertical	Pass
1**	1447.500	29.14	-17.28	54.0	24.86	AV	230.00	200	Vertical	Pass
2	4365.800	50.08	-4.26	74.0	23.92	Peak	22.00	100	Vertical	Pass
2**	4365.800	41.12	-4.26	54.0	12.88	AV	22.00	100	Vertical	Pass
3	5318.000	104.06	-2.62	--	--	Peak	192.00	150	Vertical	N/A
3**	5318.000	96.45	-2.62	--	--	AV	192.00	150	Vertical	N/A
4	7310.788	49.51	-2.72	74.0	24.49	Peak	67.00	100	Vertical	Pass
4**	7310.788	40.38	-2.72	54.0	13.62	AV	67.00	100	Vertical	Pass
5	12275.912	53.56	1.65	74.0	20.44	Peak	359.00	150	Vertical	Pass
5**	12275.912	43.62	1.65	54.0	10.38	AV	359.00	150	Vertical	Pass
6	16119.187	56.00	0.62	74.0	18.00	Peak	0.00	200	Vertical	Pass
6**	16119.187	45.83	0.62	54.0	8.17	AV	0.00	200	Vertical	Pass

11n40, U-NII-2A, 1 GHz to 18 GHz, Low Channel, ANT H

No.	Frequency (MHz)	Results (dBuV/m)	Factor (dB)	Limit (dBuV/m)	Margin (dB)	Detector	Table (Degree)	Height (cm)	Antenna	Verdict
1	1522.800	38.17	-17.37	74.0	35.83	Peak	28.00	200	Horizontal	Pass
1**	1522.800	28.59	-17.37	54.0	25.41	AV	28.00	200	Horizontal	Pass
2	4371.800	49.04	-4.28	74.0	24.96	Peak	86.00	100	Horizontal	Pass
2**	4371.800	40.22	-4.28	54.0	13.78	AV	86.00	100	Horizontal	Pass
3	5258.000	107.48	-2.34	--	--	Peak	193.00	200	Horizontal	N/A
3**	5258.000	99.54	-2.34	--	--	AV	193.00	200	Horizontal	N/A
4	7330.625	49.07	-3.79	74.0	24.93	Peak	0.00	400	Horizontal	Pass
4**	7330.625	40.00	-3.79	54.0	14.00	AV	0.00	400	Horizontal	Pass
5	11952.763	53.39	1.27	74.0	20.61	Peak	194.00	150	Horizontal	Pass
5**	11952.763	43.91	1.27	54.0	10.09	AV	194.00	150	Horizontal	Pass
6	15799.987	55.93	2.33	74.0	18.07	Peak	89.00	100	Horizontal	Pass
6**	15799.987	46.82	2.33	54.0	7.18	AV	89.00	100	Horizontal	Pass

11n40, U-NII-2A, 1 GHz to 18 GHz, Low Channel, ANT V

No.	Frequency (MHz)	Results (dBuV/m)	Factor (dB)	Limit (dBuV/m)	Margin (dB)	Detector	Table (Degree)	Height (cm)	Antenna	Verdict
1	1464.400	38.18	-17.48	74.0	35.82	Peak	0.00	300	Vertical	Pass
1**	1464.400	29.31	-17.48	54.0	24.69	AV	0.00	300	Vertical	Pass
2	4352.600	49.51	-3.64	74.0	24.49	Peak	117.00	400	Vertical	Pass
2**	4352.600	40.36	-3.64	54.0	13.64	AV	117.00	400	Vertical	Pass
3	5258.000	103.31	-2.34	--	--	Peak	208.00	150	Vertical	N/A
3**	5258.000	95.23	-2.34	--	--	AV	208.00	150	Vertical	N/A
4	7351.037	49.19	-3.43	74.0	24.81	Peak	16.00	400	Vertical	Pass
4**	7351.037	39.92	-3.43	54.0	14.08	AV	16.00	400	Vertical	Pass
5	12331.688	53.46	1.39	74.0	20.54	Peak	158.00	150	Vertical	Pass
5**	12331.688	43.13	1.39	54.0	10.87	AV	158.00	150	Vertical	Pass
6	16027.312	55.80	0.69	74.0	18.20	Peak	0.00	400	Vertical	Pass
6**	16027.312	46.09	0.69	54.0	7.91	AV	0.00	400	Vertical	Pass

11n40, U-NII-2A, 1 GHz to 18 GHz, High Channel, ANT H

No.	Frequency (MHz)	Results (dBuV/m)	Factor (dB)	Limit (dBuV/m)	Margin (dB)	Detector	Table (Degree)	Height (cm)	Antenna	Verdict
1	1494.300	38.59	-17.62	74.0	35.41	Peak	360.00	100	Horizontal	Pass
1**	1494.300	28.69	-17.62	54.0	25.31	AV	360.00	100	Horizontal	Pass
2	4208.800	49.25	-4.97	74.0	24.75	Peak	59.00	200	Horizontal	Pass
2**	4208.800	39.81	-4.97	54.0	14.19	AV	59.00	200	Horizontal	Pass
3	5301.200	106.56	-3.07	--	--	Peak	193.00	200	Horizontal	N/A
3**	5301.200	99.55	-3.07	--	--	AV	193.00	200	Horizontal	N/A
4	7336.663	50.62	-3.28	74.0	23.38	Peak	35.00	100	Horizontal	Pass
4**	7336.663	41.15	-3.28	54.0	12.85	AV	35.00	100	Horizontal	Pass
5	12392.350	52.96	1.58	74.0	21.04	Peak	360.00	100	Horizontal	Pass
5**	12392.350	43.59	1.58	54.0	10.41	AV	360.00	100	Horizontal	Pass
6	15857.475	56.06	1.06	74.0	17.94	Peak	257.00	200	Horizontal	Pass
6**	15857.475	46.05	1.06	54.0	7.95	AV	257.00	200	Horizontal	Pass

11n40, U-NII-2A, 1 GHz to 18 GHz, High Channel, ANT V

No.	Frequency (MHz)	Results (dBuV/m)	Factor (dB)	Limit (dBuV/m)	Margin (dB)	Detector	Table (Degree)	Height (cm)	Antenna	Verdict
1	1484.100	38.88	-17.65	74.0	35.12	Peak	118.00	400	Vertical	Pass
1**	1484.100	28.69	-17.65	54.0	25.31	AV	118.00	400	Vertical	Pass
2	4270.200	50.39	-4.58	74.0	23.61	Peak	128.00	200	Vertical	Pass
2**	4270.200	40.05	-4.58	54.0	13.95	AV	128.00	200	Vertical	Pass
3	5300.800	102.72	-3.08	--	--	Peak	223.00	150	Vertical	N/A
3**	5300.800	95.18	-3.08	--	--	AV	223.00	150	Vertical	N/A
4	7686.550	49.38	-2.22	74.0	24.62	Peak	0.00	200	Vertical	Pass
4**	7686.550	40.84	-2.22	54.0	13.16	AV	0.00	200	Vertical	Pass
5	12323.063	53.25	1.42	74.0	20.75	Peak	360.00	150	Vertical	Pass
5**	12323.063	43.74	1.42	54.0	10.26	AV	360.00	150	Vertical	Pass
6	15814.688	56.02	2.07	74.0	17.98	Peak	43.00	300	Vertical	Pass
6**	15814.688	46.78	2.07	54.0	7.22	AV	43.00	300	Vertical	Pass

11ac20, U-NII-2A, 1 GHz to 18 GHz, Low Channel, ANT H

No.	Frequency (MHz)	Results (dBuV/m)	Factor (dB)	Limit (dBuV/m)	Margin (dB)	Detector	Table (Degree)	Height (cm)	Antenna	Verdict
1	1622.300	38.32	-17.63	74.0	35.68	Peak	186.00	100	Horizontal	Pass
1**	1622.300	28.58	-17.63	54.0	25.42	AV	186.00	100	Horizontal	Pass
2	4375.000	50.09	-4.76	74.0	23.91	Peak	258.00	200	Horizontal	Pass
2**	4375.000	39.71	-4.76	54.0	14.29	AV	258.00	200	Horizontal	Pass
3	5261.800	104.18	-2.70	--	--	Peak	198.00	150	Horizontal	N/A
3**	5261.800	96.91	-2.70	--	--	AV	198.00	150	Horizontal	N/A
4	7271.975	49.75	-2.68	74.0	24.25	Peak	304.00	400	Horizontal	Pass
4**	7271.975	39.75	-2.68	54.0	14.25	AV	304.00	400	Horizontal	Pass
5	12226.463	53.26	1.31	74.0	20.74	Peak	211.00	200	Horizontal	Pass
5**	12226.463	45.07	1.31	54.0	8.93	AV	211.00	200	Horizontal	Pass
6	15666.113	56.46	1.36	74.0	17.54	Peak	292.00	400	Horizontal	Pass
6**	15666.113	45.91	1.36	54.0	8.09	AV	292.00	400	Horizontal	Pass

11ac20, U-NII-2A, 1 GHz to 18 GHz, Low Channel, ANT V

No.	Frequency (MHz)	Results (dBuV/m)	Factor (dB)	Limit (dBuV/m)	Margin (dB)	Detector	Table (Degree)	Height (cm)	Antenna	Verdict
1	1524.900	38.25	-17.38	74.0	35.75	Peak	150.00	300	Vertical	Pass
1**	1524.900	29.26	-17.38	54.0	24.74	AV	150.00	300	Vertical	Pass
2	4236.200	50.05	-4.73	74.0	23.95	Peak	145.00	400	Vertical	Pass
2**	4236.200	39.66	-4.73	54.0	14.34	AV	145.00	400	Vertical	Pass
3	5261.400	99.94	-2.67	--	--	Peak	200.00	100	Vertical	N/A
3**	5261.400	92.67	-2.67	--	--	AV	200.00	100	Vertical	N/A
4	7334.650	49.98	-3.45	74.0	24.02	Peak	158.00	400	Vertical	Pass
4**	7334.650	41.54	-3.45	54.0	12.46	AV	158.00	400	Vertical	Pass
5	12405.287	53.05	1.48	74.0	20.95	Peak	360.00	100	Vertical	Pass
5**	12405.287	44.43	1.48	54.0	9.57	AV	360.00	100	Vertical	Pass
6	15815.737	56.42	2.03	74.0	17.58	Peak	35.00	300	Vertical	Pass
6**	15815.737	46.65	2.03	54.0	7.35	AV	35.00	300	Vertical	Pass

11ac20, U-NII-2A, 1 GHz to 18 GHz, Middle Channel, ANT H

No.	Frequency (MHz)	Results (dBuV/m)	Factor (dB)	Limit (dBuV/m)	Margin (dB)	Detector	Table (Degree)	Height (cm)	Antenna	Verdict
1	1525.300	39.27	-17.40	74.0	34.73	Peak	161.00	100	Horizontal	Pass
1**	1525.300	29.24	-17.40	54.0	24.76	AV	161.00	100	Horizontal	Pass
2	4353.000	49.69	-3.68	74.0	24.31	Peak	313.00	400	Horizontal	Pass
2**	4353.000	40.85	-3.68	54.0	13.15	AV	313.00	400	Horizontal	Pass
3	5301.400	103.47	-3.06	--	--	Peak	192.00	100	Horizontal	N/A
3**	5301.400	96.11	-3.06	--	--	AV	192.00	100	Horizontal	N/A
4	7720.475	49.57	-2.67	74.0	24.43	Peak	347.00	200	Horizontal	Pass
4**	7720.475	40.33	-2.67	54.0	13.67	AV	347.00	200	Horizontal	Pass
5	11919.126	53.13	1.50	74.0	20.87	Peak	52.00	100	Horizontal	Pass
5**	11919.126	43.33	1.50	54.0	10.67	AV	52.00	100	Horizontal	Pass
6	15843.826	56.29	1.39	74.0	17.71	Peak	125.00	300	Horizontal	Pass
6**	15843.826	46.91	1.39	54.0	7.09	AV	125.00	300	Horizontal	Pass

11ac20, U-NII-2A, 1 GHz to 18 GHz, Middle Channel, ANT V

No.	Frequency (MHz)	Results (dBuV/m)	Factor (dB)	Limit (dBuV/m)	Margin (dB)	Detector	Table (Degree)	Height (cm)	Antenna	Verdict
1	1516.000	38.12	-17.56	74.0	35.88	Peak	88.00	200	Vertical	Pass
1**	1516.000	29.34	-17.56	54.0	24.66	AV	88.00	200	Vertical	Pass
2	4352.800	49.31	-3.66	74.0	24.69	Peak	337.00	300	Vertical	Pass
2**	4352.800	40.54	-3.66	54.0	13.46	AV	337.00	300	Vertical	Pass
3	5298.400	99.17	-3.24	--	--	Peak	213.00	100	Vertical	N/A
3**	5298.400	91.60	-3.24	--	--	AV	213.00	100	Vertical	N/A
4	7727.088	49.58	-2.98	74.0	24.42	Peak	320.00	100	Vertical	Pass
4**	7727.088	41.14	-2.98	54.0	12.86	AV	320.00	100	Vertical	Pass
5	12300.349	53.42	1.47	74.0	20.58	Peak	31.00	100	Vertical	Pass
5**	12300.349	43.60	1.47	54.0	10.40	AV	31.00	100	Vertical	Pass
6	15512.287	55.84	1.42	74.0	18.16	Peak	123.00	300	Vertical	Pass
6**	15512.287	46.82	1.42	54.0	7.18	AV	123.00	300	Vertical	Pass

11ac20, U-NII-2A, 1 GHz to 18 GHz, High Channel, ANT H

No.	Frequency (MHz)	Results (dBuV/m)	Factor (dB)	Limit (dBuV/m)	Margin (dB)	Detector	Table (Degree)	Height (cm)	Antenna	Verdict
1	1615.300	38.72	-17.79	74.0	35.28	Peak	183.00	200	Horizontal	Pass
1**	1615.300	29.05	-17.79	54.0	24.95	AV	183.00	200	Horizontal	Pass
2	4380.400	49.42	-4.53	74.0	24.58	Peak	0.00	300	Horizontal	Pass
2**	4380.400	40.58	-4.53	54.0	13.42	AV	0.00	300	Horizontal	Pass
3	5319.000	104.08	-2.69	--	--	Peak	188.00	200	Horizontal	N/A
3**	5319.000	96.47	-2.69	--	--	AV	188.00	200	Horizontal	N/A
4	7667.288	49.29	-2.36	74.0	24.71	Peak	56.00	100	Horizontal	Pass
4**	7667.288	40.06	-2.36	54.0	13.94	AV	56.00	100	Horizontal	Pass
5	12331.400	53.25	1.40	74.0	20.75	Peak	56.00	100	Horizontal	Pass
5**	12331.400	44.10	1.40	54.0	9.90	AV	56.00	100	Horizontal	Pass
6	15797.100	55.92	2.24	74.0	18.08	Peak	0.00	200	Horizontal	Pass
6**	15797.100	46.44	2.24	54.0	7.56	AV	0.00	200	Horizontal	Pass

11ac20, U-NII-2A, 1 GHz to 18 GHz, High Channel, ANT V

No.	Frequency (MHz)	Results (dBuV/m)	Factor (dB)	Limit (dBuV/m)	Margin (dB)	Detector	Table (Degree)	Height (cm)	Antenna	Verdict
1	1517.600	38.57	-17.50	74.0	35.43	Peak	214.00	100	Vertical	Pass
1**	1517.600	29.21	-17.50	54.0	24.79	AV	214.00	100	Vertical	Pass
2	4357.800	49.14	-4.14	74.0	24.86	Peak	0.00	400	Vertical	Pass
2**	4357.800	40.37	-4.14	54.0	13.63	AV	0.00	400	Vertical	Pass
3	5319.000	100.26	-2.69	--	--	Peak	199.00	150	Vertical	N/A
3**	5319.000	93.93	-2.69	--	--	AV	199.00	150	Vertical	N/A
4	7383.525	49.51	-3.86	74.0	24.49	Peak	17.00	200	Vertical	Pass
4**	7383.525	40.05	-3.86	54.0	13.95	AV	17.00	200	Vertical	Pass
5	11951.325	53.89	1.34	74.0	20.11	Peak	360.00	100	Vertical	Pass
5**	11951.325	44.17	1.34	54.0	9.83	AV	360.00	100	Vertical	Pass
6	15844.612	56.33	1.37	74.0	17.67	Peak	128.00	300	Vertical	Pass
6**	15844.612	46.48	1.37	54.0	7.52	AV	128.00	300	Vertical	Pass

11ac40, U-NII-2A, 1 GHz to 18 GHz, Low Channel, ANT H

No.	Frequency (MHz)	Results (dBuV/m)	Factor (dB)	Limit (dBuV/m)	Margin (dB)	Detector	Table (Degree)	Height (cm)	Antenna	Verdict
1	1551.000	38.37	-17.46	74.0	35.63	Peak	299.00	200	Horizontal	Pass
1**	1551.000	29.34	-17.46	54.0	24.66	AV	299.00	200	Horizontal	Pass
2	4385.200	49.87	-4.67	74.0	24.13	Peak	138.00	300	Horizontal	Pass
2**	4385.200	40.73	-4.67	54.0	13.27	AV	138.00	300	Horizontal	Pass
3	5261.200	103.50	-2.64	--	--	Peak	205.00	150	Horizontal	N/A
3**	5261.200	96.33	-2.64	--	--	AV	205.00	150	Horizontal	N/A
4	7319.987	49.83	-3.38	74.0	24.17	Peak	322.00	400	Horizontal	Pass
4**	7319.987	40.30	-3.38	54.0	13.70	AV	322.00	400	Horizontal	Pass
5	11930.338	53.19	1.57	74.0	20.81	Peak	223.00	200	Horizontal	Pass
5**	11930.338	43.30	1.57	54.0	10.70	AV	223.00	200	Horizontal	Pass
6	15802.613	55.67	2.30	74.0	18.33	Peak	241.00	400	Horizontal	Pass
6**	15802.613	47.03	2.30	54.0	6.97	AV	241.00	400	Horizontal	Pass

11ac40, U-NII-2A, 1 GHz to 18 GHz, Low Channel, ANT V

No.	Frequency (MHz)	Results (dBuV/m)	Factor (dB)	Limit (dBuV/m)	Margin (dB)	Detector	Table (Degree)	Height (cm)	Antenna	Verdict
1	1475.600	38.36	-17.62	74.0	35.64	Peak	211.00	100	Vertical	Pass
1**	1475.600	28.61	-17.62	54.0	25.39	AV	211.00	100	Vertical	Pass
2	4380.200	49.34	-4.51	74.0	24.66	Peak	275.00	300	Vertical	Pass
2**	4380.200	40.86	-4.51	54.0	13.14	AV	275.00	300	Vertical	Pass
3	5258.600	99.36	-2.37	--	--	Peak	186.00	200	Vertical	N/A
3**	5258.600	91.86	-2.37	--	--	AV	186.00	200	Vertical	N/A
4	7329.763	49.43	-3.82	74.0	24.57	Peak	47.00	400	Vertical	Pass
4**	7329.763	40.56	-3.82	54.0	13.44	AV	47.00	400	Vertical	Pass
5	12390.625	53.01	1.57	74.0	20.99	Peak	141.00	150	Vertical	Pass
5**	12390.625	43.34	1.57	54.0	10.66	AV	141.00	150	Vertical	Pass
6	15671.099	55.70	1.45	74.0	18.30	Peak	208.00	300	Vertical	Pass
6**	15671.099	46.53	1.45	54.0	7.47	AV	208.00	300	Vertical	Pass

11ac40, U-NII-2A, 1 GHz to 18 GHz, High Channel, ANT H

No.	Frequency (MHz)	Results (dBuV/m)	Factor (dB)	Limit (dBuV/m)	Margin (dB)	Detector	Table (Degree)	Height (cm)	Antenna	Verdict
1	1534.400	38.57	-17.33	74.0	35.43	Peak	244.00	100	Horizontal	Pass
1**	1534.400	29.53	-17.33	54.0	24.47	AV	244.00	100	Horizontal	Pass
2	4371.800	50.03	-4.28	74.0	23.97	Peak	360.00	100	Horizontal	Pass
2**	4371.800	40.68	-4.28	54.0	13.32	AV	360.00	100	Horizontal	Pass
3	5301.400	103.99	-3.06	--	--	Peak	196.00	100	Horizontal	N/A
3**	5301.400	96.03	-3.06	--	--	AV	196.00	100	Horizontal	N/A
4	7498.237	49.38	-3.42	74.0	24.62	Peak	110.00	200	Horizontal	Pass
4**	7498.237	39.45	-3.42	54.0	14.55	AV	110.00	200	Horizontal	Pass
5	12248.600	53.28	0.97	74.0	20.72	Peak	181.00	100	Horizontal	Pass
5**	12248.600	43.50	0.97	54.0	10.50	AV	181.00	100	Horizontal	Pass
6	15770.325	55.77	1.08	74.0	18.23	Peak	360.00	300	Horizontal	Pass
6**	15770.325	45.68	1.08	54.0	8.32	AV	360.00	300	Horizontal	Pass

11ac40, U-NII-2A, 1 GHz to 18 GHz, High Channel, ANT V

No.	Frequency (MHz)	Results (dBuV/m)	Factor (dB)	Limit (dBuV/m)	Margin (dB)	Detector	Table (Degree)	Height (cm)	Antenna	Verdict
1	1492.600	38.42	-17.55	74.0	35.58	Peak	185.00	300	Vertical	Pass
1**	1492.600	29.14	-17.55	54.0	24.86	AV	185.00	300	Vertical	Pass
2	4214.400	50.07	-5.04	74.0	23.93	Peak	323.00	300	Vertical	Pass
2**	4214.400	39.96	-5.04	54.0	14.04	AV	323.00	300	Vertical	Pass
3	5302.400	100.22	-3.01	--	--	Peak	184.00	200	Vertical	N/A
3**	5302.400	92.14	-3.01	--	--	AV	184.00	200	Vertical	N/A
4	7391.288	49.60	-3.81	74.0	24.40	Peak	21.00	300	Vertical	Pass
4**	7391.288	40.24	-3.81	54.0	13.76	AV	21.00	300	Vertical	Pass
5	12371.651	53.15	1.29	74.0	20.85	Peak	209.00	100	Vertical	Pass
5**	12371.651	43.75	1.29	54.0	10.25	AV	209.00	100	Vertical	Pass
6	16075.612	56.18	1.55	74.0	17.82	Peak	67.00	200	Vertical	Pass
6**	16075.612	47.06	1.55	54.0	6.94	AV	67.00	200	Vertical	Pass

11ac80, U-NII-2A, 1 GHz to 18 GHz, Middle Channel, ANT H

No.	Frequency (MHz)	Results (dBuV/m)	Factor (dB)	Limit (dBuV/m)	Margin (dB)	Detector	Table (Degree)	Height (cm)	Antenna	Verdict
1	1577.600	38.84	-17.45	74.0	35.16	Peak	316.00	100	Horizontal	Pass
1**	1577.600	29.16	-17.45	54.0	24.84	AV	316.00	100	Horizontal	Pass
2	4273.800	50.37	-4.39	74.0	23.63	Peak	214.00	200	Horizontal	Pass
2**	4273.800	40.74	-4.39	54.0	13.26	AV	214.00	200	Horizontal	Pass
3	5258.800	103.82	-2.38	--	--	Peak	202.00	150	Horizontal	N/A
3**	5258.800	95.77	-2.38	--	--	AV	202.00	150	Horizontal	N/A
4	7395.600	49.34	-3.78	74.0	24.66	Peak	234.00	400	Horizontal	Pass
4**	7395.600	40.82	-3.78	54.0	13.18	AV	234.00	400	Horizontal	Pass
5	11934.650	52.97	1.68	74.0	21.03	Peak	234.00	150	Horizontal	Pass
5**	11934.650	43.59	1.68	54.0	10.41	AV	234.00	150	Horizontal	Pass
6	16028.625	55.93	0.70	74.0	18.07	Peak	209.00	100	Horizontal	Pass
6**	16028.625	47.20	0.70	54.0	6.80	AV	209.00	100	Horizontal	Pass

11ac80, U-NII-2A, 1 GHz to 18 GHz, Middle Channel, ANT V

No.	Frequency (MHz)	Results (dBuV/m)	Factor (dB)	Limit (dBuV/m)	Margin (dB)	Detector	Table (Degree)	Height (cm)	Antenna	Verdict
1	1499.700	38.66	-17.50	74.0	35.34	Peak	230.00	400	Vertical	Pass
1**	1499.700	28.87	-17.50	54.0	25.13	AV	230.00	400	Vertical	Pass
2	4360.000	49.44	-4.18	74.0	24.56	Peak	329.00	100	Vertical	Pass
2**	4360.000	40.49	-4.18	54.0	13.51	AV	329.00	100	Vertical	Pass
3	5258.200	99.48	-2.35	--	--	Peak	202.00	200	Vertical	N/A
3**	5258.200	91.78	-2.35	--	--	AV	202.00	200	Vertical	N/A
4	7678.213	49.89	-2.51	74.0	24.11	Peak	153.00	100	Vertical	Pass
4**	7678.213	41.05	-2.51	54.0	12.95	AV	153.00	100	Vertical	Pass
5	12607.112	53.25	1.91	74.0	20.75	Peak	196.00	100	Vertical	Pass
5**	12607.112	44.11	1.91	54.0	9.89	AV	196.00	100	Vertical	Pass
6	15848.813	56.37	1.34	74.0	17.63	Peak	202.00	100	Vertical	Pass
6**	15848.813	46.74	1.34	54.0	7.26	AV	202.00	100	Vertical	Pass

11a, U-NII-2C, 1 GHz to 18 GHz, Low Channel, ANT H

No.	Frequency (MHz)	Results (dBuV/m)	Factor (dB)	Limit (dBuV/m)	Margin (dB)	Detector	Table (Degree)	Height (cm)	Antenna	Verdict
1	1607.400	38.67	-17.84	74.0	35.33	Peak	15.00	100	Horizontal	Pass
1**	1607.400	28.95	-17.84	54.0	25.05	AV	15.00	100	Horizontal	Pass
2	4382.000	49.56	-4.62	74.0	24.44	Peak	57.00	200	Horizontal	Pass
2**	4382.000	40.78	-4.62	54.0	13.22	AV	57.00	200	Horizontal	Pass
3	5501.400	110.65	-2.34	--	--	Peak	80.00	100	Horizontal	N/A
3**	5501.400	102.93	-2.34	--	--	AV	80.00	100	Horizontal	N/A
4	7626.462	49.31	-3.40	74.0	24.69	Peak	181.00	400	Horizontal	Pass
4**	7626.462	39.80	-3.40	54.0	14.20	AV	181.00	400	Horizontal	Pass
5	12432.312	53.39	1.62	74.0	20.61	Peak	15.00	200	Horizontal	Pass
5**	12432.312	43.52	1.62	54.0	10.48	AV	15.00	200	Horizontal	Pass
6	15792.375	56.38	2.08	74.0	17.62	Peak	0.00	400	Horizontal	Pass
6**	15792.375	46.35	2.08	54.0	7.65	AV	0.00	400	Horizontal	Pass

11a, U-NII-2C, 1 GHz to 18 GHz, Low Channel, ANT V

No.	Frequency (MHz)	Results (dBuV/m)	Factor (dB)	Limit (dBuV/m)	Margin (dB)	Detector	Table (Degree)	Height (cm)	Antenna	Verdict
1	1511.500	38.36	-17.57	74.0	35.64	Peak	231.00	400	Vertical	Pass
1**	1511.500	28.83	-17.57	54.0	25.17	AV	231.00	400	Vertical	Pass
2	4355.200	49.58	-3.89	74.0	24.42	Peak	140.00	300	Vertical	Pass
2**	4355.200	40.64	-3.89	54.0	13.36	AV	140.00	300	Vertical	Pass
3	5498.800	104.61	-2.26	--	--	Peak	47.00	200	Vertical	N/A
3**	5498.800	96.74	-2.26	--	--	AV	47.00	200	Vertical	N/A
4	7442.462	49.09	-3.87	74.0	24.91	Peak	255.00	200	Vertical	Pass
4**	7442.462	39.79	-3.87	54.0	14.21	AV	255.00	200	Vertical	Pass
5	12393.500	52.85	1.59	74.0	21.15	Peak	227.00	100	Vertical	Pass
5**	12393.500	43.87	1.59	54.0	10.13	AV	227.00	100	Vertical	Pass
6	16097.662	55.65	1.26	74.0	18.35	Peak	180.00	100	Vertical	Pass
6**	16097.662	46.93	1.26	54.0	7.07	AV	180.00	100	Vertical	Pass

11a, U-NII-2C, 1 GHz to 18 GHz, Middle Channel, ANT H

No.	Frequency (MHz)	Results (dBuV/m)	Factor (dB)	Limit (dBuV/m)	Margin (dB)	Detector	Table (Degree)	Height (cm)	Antenna	Verdict
1	1529.700	38.61	-17.45	74.0	35.39	Peak	109.00	100	Horizontal	Pass
1**	1529.700	28.60	-17.45	54.0	25.40	AV	109.00	100	Horizontal	Pass
2	4220.600	50.01	-5.05	74.0	23.99	Peak	294.00	200	Horizontal	Pass
2**	4220.600	39.17	-5.05	54.0	14.83	AV	294.00	200	Horizontal	Pass
3	5576.200	110.52	-1.81	--	--	Peak	86.00	150	Horizontal	N/A
3**	5576.200	102.33	-1.81	--	--	AV	86.00	150	Horizontal	N/A
4	7344.138	49.56	-3.28	74.0	24.44	Peak	302.00	300	Horizontal	Pass
4**	7344.138	41.15	-3.28	54.0	12.85	AV	302.00	300	Horizontal	Pass
5	12279.363	53.16	1.78	74.0	20.84	Peak	251.00	150	Horizontal	Pass
5**	12279.363	44.35	1.78	54.0	9.65	AV	251.00	150	Horizontal	Pass
6	15516.750	55.46	1.39	74.0	18.54	Peak	3.00	100	Horizontal	Pass
6**	15516.750	46.10	1.39	54.0	7.90	AV	3.00	100	Horizontal	Pass

11a, U-NII-2C, 1 GHz to 18 GHz, Middle Channel, ANT V

No.	Frequency (MHz)	Results (dBuV/m)	Factor (dB)	Limit (dBuV/m)	Margin (dB)	Detector	Table (Degree)	Height (cm)	Antenna	Verdict
1	1471.900	38.52	-17.57	74.0	35.48	Peak	46.00	200	Vertical	Pass
1**	1471.900	28.63	-17.57	54.0	25.37	AV	46.00	200	Vertical	Pass
2	4190.400	49.30	-4.73	74.0	24.70	Peak	88.00	200	Vertical	Pass
2**	4190.400	39.84	-4.73	54.0	14.16	AV	88.00	200	Vertical	Pass
3	5581.400	105.16	-1.87	--	--	Peak	101.00	100	Vertical	N/A
3**	5581.400	97.33	-1.87	--	--	AV	101.00	100	Vertical	N/A
4	7338.100	50.48	-3.34	74.0	23.52	Peak	87.00	100	Vertical	Pass
4**	7338.100	40.13	-3.34	54.0	13.87	AV	87.00	100	Vertical	Pass
5	12297.763	53.51	1.52	74.0	20.49	Peak	136.00	150	Vertical	Pass
5**	12297.763	43.87	1.52	54.0	10.13	AV	136.00	150	Vertical	Pass
6	15845.662	55.48	1.36	74.0	18.52	Peak	240.00	300	Vertical	Pass
6**	15845.662	46.67	1.36	54.0	7.33	AV	240.00	300	Vertical	Pass

11a, U-NII-2C, 1 GHz to 18 GHz, High Channel, ANT H

No.	Frequency (MHz)	Results (dBuV/m)	Factor (dB)	Limit (dBuV/m)	Margin (dB)	Detector	Table (Degree)	Height (cm)	Antenna	Verdict
1	1460.400	38.39	-17.58	74.0	35.61	Peak	81.00	200	Horizontal	Pass
1**	1460.400	28.86	-17.58	54.0	25.14	AV	81.00	200	Horizontal	Pass
2	4381.600	49.57	-4.60	74.0	24.43	Peak	59.00	300	Horizontal	Pass
2**	4381.600	40.17	-4.60	54.0	13.83	AV	59.00	300	Horizontal	Pass
3	5701.800	109.76	-1.48	--	--	Peak	88.00	200	Horizontal	N/A
3**	5701.800	101.88	-1.48	--	--	AV	88.00	200	Horizontal	N/A
4	7685.112	49.96	-2.28	74.0	24.04	Peak	243.00	200	Horizontal	Pass
4**	7685.112	41.04	-2.28	54.0	12.96	AV	243.00	200	Horizontal	Pass
5	12287.700	53.17	1.72	74.0	20.83	Peak	0.00	200	Horizontal	Pass
5**	12287.700	43.93	1.72	54.0	10.07	AV	0.00	200	Horizontal	Pass
6	15492.600	56.52	1.00	74.0	17.48	Peak	360.00	100	Horizontal	Pass
6**	15492.600	45.64	1.00	54.0	8.36	AV	360.00	100	Horizontal	Pass

11a, U-NII-2C, 1 GHz to 18 GHz, High Channel, ANT V

No.	Frequency (MHz)	Results (dBuV/m)	Factor (dB)	Limit (dBuV/m)	Margin (dB)	Detector	Table (Degree)	Height (cm)	Antenna	Verdict
1	1577.300	38.85	-17.44	74.0	35.15	Peak	38.00	400	Vertical	Pass
1**	1577.300	28.91	-17.44	54.0	25.09	AV	38.00	400	Vertical	Pass
2	4372.000	49.42	-4.33	74.0	24.58	Peak	287.00	200	Vertical	Pass
2**	4372.000	40.49	-4.33	54.0	13.51	AV	287.00	200	Vertical	Pass
3	5703.400	105.76	-1.36	--	--	Peak	239.00	200	Vertical	N/A
3**	5703.400	97.35	-1.36	--	--	AV	239.00	200	Vertical	N/A
4	7690.575	49.55	-1.88	74.0	24.45	Peak	143.00	100	Vertical	Pass
4**	7690.575	40.79	-1.88	54.0	13.21	AV	143.00	100	Vertical	Pass
5	12352.388	53.04	1.20	74.0	20.96	Peak	194.00	150	Vertical	Pass
5**	12352.388	42.96	1.20	54.0	11.04	AV	194.00	150	Vertical	Pass
6	15908.400	55.68	0.28	74.0	18.32	Peak	153.00	300	Vertical	Pass
6**	15908.400	47.15	0.28	54.0	6.85	AV	153.00	300	Vertical	Pass

11n20, U-NII-2C, 1 GHz to 18 GHz, Low Channel, ANT H

No.	Frequency (MHz)	Results (dBuV/m)	Factor (dB)	Limit (dBuV/m)	Margin (dB)	Detector	Table (Degree)	Height (cm)	Antenna	Verdict
1	1446.800	38.50	-17.24	74.0	35.50	Peak	340.00	200	Horizontal	Pass
1**	1446.800	29.75	-17.24	54.0	24.25	AV	340.00	200	Horizontal	Pass
2	4271.600	49.25	-4.40	74.0	24.75	Peak	360.00	200	Horizontal	Pass
2**	4271.600	40.15	-4.40	54.0	13.85	AV	360.00	200	Horizontal	Pass
3	5501.200	109.47	-2.34	--	--	Peak	86.00	100	Horizontal	N/A
3**	5501.200	101.73	-2.34	--	--	AV	86.00	100	Horizontal	N/A
4	7522.675	50.14	-3.21	74.0	23.86	Peak	149.00	400	Horizontal	Pass
4**	7522.675	39.67	-3.21	54.0	14.33	AV	149.00	400	Horizontal	Pass
5	12232.787	53.40	1.22	74.0	20.60	Peak	360.00	200	Horizontal	Pass
5**	12232.787	44.78	1.22	54.0	9.22	AV	360.00	200	Horizontal	Pass
6	16039.650	56.54	0.80	74.0	17.46	Peak	0.00	100	Horizontal	Pass
6**	16039.650	46.22	0.80	54.0	7.78	AV	0.00	100	Horizontal	Pass

11n20, U-NII-2C, 1 GHz to 18 GHz, Low Channel, ANT V

No.	Frequency (MHz)	Results (dBuV/m)	Factor (dB)	Limit (dBuV/m)	Margin (dB)	Detector	Table (Degree)	Height (cm)	Antenna	Verdict
1	1449.100	39.12	-17.38	74.0	34.88	Peak	41.00	100	Vertical	Pass
1**	1449.100	29.34	-17.38	54.0	24.66	AV	41.00	100	Vertical	Pass
2	4378.000	49.48	-4.58	74.0	24.52	Peak	70.00	400	Vertical	Pass
2**	4378.000	40.54	-4.58	54.0	13.46	AV	70.00	400	Vertical	Pass
3	5498.000	104.40	-2.21	--	--	Peak	46.00	100	Vertical	N/A
3**	5498.000	95.95	-2.21	--	--	AV	46.00	100	Vertical	N/A
4	7693.162	49.18	-1.98	74.0	24.82	Peak	352.00	300	Vertical	Pass
4**	7693.162	40.18	-1.98	54.0	13.82	AV	352.00	300	Vertical	Pass
5	12278.500	53.77	1.75	74.0	20.23	Peak	50.00	150	Vertical	Pass
5**	12278.500	44.43	1.75	54.0	9.57	AV	50.00	150	Vertical	Pass
6	15524.362	56.26	1.39	74.0	17.74	Peak	360.00	100	Vertical	Pass
6**	15524.362	46.40	1.39	54.0	7.60	AV	360.00	100	Vertical	Pass

11n20, U-NII-2C, 1 GHz to 18 GHz, Middle Channel, ANT H

No.	Frequency (MHz)	Results (dBuV/m)	Factor (dB)	Limit (dBuV/m)	Margin (dB)	Detector	Table (Degree)	Height (cm)	Antenna	Verdict
1	1517.300	38.32	-17.50	74.0	35.68	Peak	149.00	200	Horizontal	Pass
1**	1517.300	29.42	-17.50	54.0	24.58	AV	149.00	200	Horizontal	Pass
2	4375.200	50.39	-4.77	74.0	23.61	Peak	302.00	300	Horizontal	Pass
2**	4375.200	40.56	-4.77	54.0	13.44	AV	302.00	300	Horizontal	Pass
3	5578.800	109.23	-1.95	--	--	Peak	83.00	150	Horizontal	N/A
3**	5578.800	102.14	-1.95	--	--	AV	83.00	150	Horizontal	N/A
4	7351.325	49.48	-3.45	74.0	24.52	Peak	0.00	400	Horizontal	Pass
4**	7351.325	42.02	-3.45	54.0	11.98	AV	0.00	400	Horizontal	Pass
5	12314.438	53.49	1.40	74.0	20.51	Peak	46.00	150	Horizontal	Pass
5**	12314.438	43.32	1.40	54.0	10.68	AV	46.00	150	Horizontal	Pass
6	15858.263	56.37	1.02	74.0	17.63	Peak	0.00	400	Horizontal	Pass
6**	15858.263	45.64	1.02	54.0	8.36	AV	0.00	400	Horizontal	Pass

11n20, U-NII-2C, 1 GHz to 18 GHz, Middle Channel, ANT V

No.	Frequency (MHz)	Results (dBuV/m)	Factor (dB)	Limit (dBuV/m)	Margin (dB)	Detector	Table (Degree)	Height (cm)	Antenna	Verdict
1	1538.600	38.44	-17.36	74.0	35.56	Peak	30.00	300	Vertical	Pass
1**	1538.600	28.99	-17.36	54.0	25.01	AV	30.00	300	Vertical	Pass
2	4273.000	49.75	-4.39	74.0	24.25	Peak	211.00	400	Vertical	Pass
2**	4273.000	40.07	-4.39	54.0	13.93	AV	211.00	400	Vertical	Pass
3	5581.000	103.94	-1.85	--	--	Peak	53.00	200	Vertical	N/A
3**	5581.000	97.53	-1.85	--	--	AV	53.00	200	Vertical	N/A
4	7313.087	49.16	-2.87	74.0	24.84	Peak	156.00	300	Vertical	Pass
4**	7313.087	40.26	-2.87	54.0	13.74	AV	156.00	300	Vertical	Pass
5	12053.100	53.16	1.03	74.0	20.84	Peak	352.00	200	Vertical	Pass
5**	12053.100	42.79	1.03	54.0	11.21	AV	352.00	200	Vertical	Pass
6	15565.838	55.75	1.35	74.0	18.25	Peak	8.00	200	Vertical	Pass
6**	15565.838	45.44	1.35	54.0	8.56	AV	8.00	200	Vertical	Pass

11n20, U-NII-2C, 1 GHz to 18 GHz, High Channel, ANT H

No.	Frequency (MHz)	Results (dBuV/m)	Factor (dB)	Limit (dBuV/m)	Margin (dB)	Detector	Table (Degree)	Height (cm)	Antenna	Verdict
1	1551.900	38.44	-17.42	74.0	35.56	Peak	310.00	300	Horizontal	Pass
1**	1551.900	29.36	-17.42	54.0	24.64	AV	310.00	300	Horizontal	Pass
2	4276.000	49.19	-4.44	74.0	24.81	Peak	76.00	200	Horizontal	Pass
2**	4276.000	40.67	-4.44	54.0	13.33	AV	76.00	200	Horizontal	Pass
3	5701.000	108.66	-1.49	--	--	Peak	93.00	200	Horizontal	N/A
3**	5701.000	100.76	-1.49	--	--	AV	93.00	200	Horizontal	N/A
4	7682.812	49.81	-2.35	74.0	24.19	Peak	319.00	200	Horizontal	Pass
4**	7682.812	40.82	-2.35	54.0	13.18	AV	319.00	200	Horizontal	Pass
5	11551.988	52.85	-0.44	74.0	21.15	Peak	248.00	150	Horizontal	Pass
5**	11551.988	42.82	-0.44	54.0	11.18	AV	248.00	150	Horizontal	Pass
6	15851.437	56.78	1.29	74.0	17.22	Peak	179.00	200	Horizontal	Pass
6**	15851.437	46.28	1.29	54.0	7.72	AV	179.00	200	Horizontal	Pass

11n20, U-NII-2C, 1 GHz to 18 GHz, High Channel, ANT V

No.	Frequency (MHz)	Results (dBuV/m)	Factor (dB)	Limit (dBuV/m)	Margin (dB)	Detector	Table (Degree)	Height (cm)	Antenna	Verdict
1	1526.000	38.73	-17.44	74.0	35.27	Peak	213.00	200	Vertical	Pass
1**	1526.000	28.92	-17.44	54.0	25.08	AV	213.00	200	Vertical	Pass
2	4355.000	49.92	-3.87	74.0	24.08	Peak	360.00	200	Vertical	Pass
2**	4355.000	40.43	-3.87	54.0	13.57	AV	360.00	200	Vertical	Pass
3	5702.000	104.78	-1.46	--	--	Peak	228.00	100	Vertical	N/A
3**	5702.000	96.99	-1.46	--	--	AV	228.00	100	Vertical	N/A
4	7348.163	49.82	-3.15	74.0	24.18	Peak	265.00	100	Vertical	Pass
4**	7348.163	41.02	-3.15	54.0	12.98	AV	265.00	100	Vertical	Pass
5	12550.187	52.94	1.46	74.0	21.06	Peak	170.00	100	Vertical	Pass
5**	12550.187	42.61	1.46	54.0	11.39	AV	170.00	100	Vertical	Pass
6	15854.325	56.36	1.21	74.0	17.64	Peak	188.00	100	Vertical	Pass
6**	15854.325	46.89	1.21	54.0	7.11	AV	188.00	100	Vertical	Pass

11n40, U-NII-2C, 1 GHz to 18 GHz, Low Channel, ANT H

No.	Frequency (MHz)	Results (dBuV/m)	Factor (dB)	Limit (dBuV/m)	Margin (dB)	Detector	Table (Degree)	Height (cm)	Antenna	Verdict
1	1622.100	38.57	-17.64	74.0	35.43	Peak	134.00	300	Horizontal	Pass
1**	1622.100	28.65	-17.64	54.0	25.35	AV	134.00	300	Horizontal	Pass
2	4372.000	49.71	-4.33	74.0	24.29	Peak	161.00	100	Horizontal	Pass
2**	4372.000	40.83	-4.33	54.0	13.17	AV	161.00	100	Horizontal	Pass
3	5500.800	109.02	-2.33	--	--	Peak	82.00	150	Horizontal	N/A
3**	5500.800	101.96	-2.33	--	--	AV	82.00	150	Horizontal	N/A
4	7354.200	49.62	-3.46	74.0	24.38	Peak	254.00	100	Horizontal	Pass
4**	7354.200	40.55	-3.46	54.0	13.45	AV	254.00	100	Horizontal	Pass
5	11503.400	53.17	-0.04	74.0	20.83	Peak	230.00	200	Horizontal	Pass
5**	11503.400	44.94	-0.04	54.0	9.06	AV	230.00	200	Horizontal	Pass
6	15636.450	55.99	1.49	74.0	18.01	Peak	45.00	100	Horizontal	Pass
6**	15636.450	45.82	1.49	54.0	8.18	AV	45.00	100	Horizontal	Pass

11n40, U-NII-2C, 1 GHz to 18 GHz, Low Channel, ANT V

No.	Frequency (MHz)	Results (dBuV/m)	Factor (dB)	Limit (dBuV/m)	Margin (dB)	Detector	Table (Degree)	Height (cm)	Antenna	Verdict
1	1561.100	38.40	-17.53	74.0	35.60	Peak	341.00	100	Vertical	Pass
1**	1561.100	29.00	-17.53	54.0	25.00	AV	341.00	100	Vertical	Pass
2	4379.200	50.09	-4.52	74.0	23.91	Peak	262.00	200	Vertical	Pass
2**	4379.200	40.34	-4.52	54.0	13.66	AV	262.00	200	Vertical	Pass
3	5501.200	104.12	-2.34	--	--	Peak	55.00	100	Vertical	N/A
3**	5501.200	97.08	-2.34	--	--	AV	55.00	100	Vertical	N/A
4	7428.950	50.13	-3.69	74.0	23.87	Peak	234.00	100	Vertical	Pass
4**	7428.950	39.40	-3.69	54.0	14.60	AV	234.00	100	Vertical	Pass
5	12295.175	52.86	1.57	74.0	21.14	Peak	0.00	150	Vertical	Pass
5**	12295.175	43.46	1.57	54.0	10.54	AV	0.00	150	Vertical	Pass
6	15857.738	56.02	1.05	74.0	17.98	Peak	333.00	100	Vertical	Pass
6**	15857.738	47.21	1.05	54.0	6.79	AV	333.00	100	Vertical	Pass

11n40, U-NII-2C, 1 GHz to 18 GHz, Middle Channel, ANT H

No.	Frequency (MHz)	Results (dBuV/m)	Factor (dB)	Limit (dBuV/m)	Margin (dB)	Detector	Table (Degree)	Height (cm)	Antenna	Verdict
1	1566.400	38.91	-17.53	74.0	35.09	Peak	322.00	300	Horizontal	Pass
1**	1566.400	28.65	-17.53	54.0	25.35	AV	322.00	300	Horizontal	Pass
2	4381.800	49.66	-4.61	74.0	24.34	Peak	0.00	100	Horizontal	Pass
2**	4381.800	40.40	-4.61	54.0	13.60	AV	0.00	100	Horizontal	Pass
3	5578.400	109.80	-1.99	--	--	Peak	95.00	150	Horizontal	N/A
3**	5578.400	102.62	-1.99	--	--	AV	95.00	150	Horizontal	N/A
4	7279.737	49.63	-3.42	74.0	24.37	Peak	58.00	100	Horizontal	Pass
4**	7279.737	39.39	-3.42	54.0	14.61	AV	58.00	100	Horizontal	Pass
5	12238.250	53.33	1.10	74.0	20.67	Peak	58.00	200	Horizontal	Pass
5**	12238.250	43.56	1.10	54.0	10.44	AV	58.00	200	Horizontal	Pass
6	15503.100	56.68	1.23	74.0	17.32	Peak	146.00	100	Horizontal	Pass
6**	15503.100	46.68	1.23	54.0	7.32	AV	146.00	100	Horizontal	Pass

11n40, U-NII-2C, 1 GHz to 18 GHz, Middle Channel, ANT V

No.	Frequency (MHz)	Results (dBuV/m)	Factor (dB)	Limit (dBuV/m)	Margin (dB)	Detector	Table (Degree)	Height (cm)	Antenna	Verdict
1	1537.900	38.41	-17.32	74.0	35.59	Peak	23.00	200	Vertical	Pass
1**	1537.900	29.06	-17.32	54.0	24.94	AV	23.00	200	Vertical	Pass
2	4273.000	49.80	-4.39	74.0	24.20	Peak	152.00	400	Vertical	Pass
2**	4273.000	41.17	-4.39	54.0	12.83	AV	152.00	400	Vertical	Pass
3	5579.200	103.80	-1.92	--	--	Peak	63.00	200	Vertical	N/A
3**	5579.200	96.55	-1.92	--	--	AV	63.00	200	Vertical	N/A
4	7344.712	49.90	-3.31	74.0	24.10	Peak	360.00	400	Vertical	Pass
4**	7344.712	40.72	-3.31	54.0	13.28	AV	360.00	400	Vertical	Pass
5	12304.950	53.26	1.39	74.0	20.74	Peak	306.00	150	Vertical	Pass
5**	12304.950	43.51	1.39	54.0	10.49	AV	306.00	150	Vertical	Pass
6	15816.263	56.51	2.01	74.0	17.49	Peak	123.00	300	Vertical	Pass
6**	15816.263	46.48	2.01	54.0	7.52	AV	123.00	300	Vertical	Pass

11n40, U-NII-2C, 1 GHz to 18 GHz, High Channel, ANT H

No.	Frequency (MHz)	Results (dBuV/m)	Factor (dB)	Limit (dBuV/m)	Margin (dB)	Detector	Table (Degree)	Height (cm)	Antenna	Verdict
1	1527.900	38.54	-17.43	74.0	35.46	Peak	235.00	100	Horizontal	Pass
1**	1527.900	28.90	-17.43	54.0	25.10	AV	235.00	100	Horizontal	Pass
2	4383.800	49.29	-4.65	74.0	24.71	Peak	0.00	100	Horizontal	Pass
2**	4383.800	40.67	-4.65	54.0	13.33	AV	0.00	100	Horizontal	Pass
3	5658.400	109.70	-2.29	--	--	Peak	89.00	200	Horizontal	N/A
3**	5658.400	101.20	-2.29	--	--	AV	89.00	200	Horizontal	N/A
4	7677.350	50.05	-2.44	74.0	23.95	Peak	211.00	100	Horizontal	Pass
4**	7677.350	40.58	-2.44	54.0	13.42	AV	211.00	100	Horizontal	Pass
5	12302.075	53.12	1.44	74.0	20.88	Peak	266.00	100	Horizontal	Pass
5**	12302.075	43.27	1.44	54.0	10.73	AV	266.00	100	Horizontal	Pass
6	15682.388	57.05	1.51	74.0	16.95	Peak	335.00	100	Horizontal	Pass
6**	15682.388	46.40	1.51	54.0	7.60	AV	335.00	100	Horizontal	Pass

11n40, U-NII-2C, 1 GHz to 18 GHz, High Channel, ANT V

No.	Frequency (MHz)	Results (dBuV/m)	Factor (dB)	Limit (dBuV/m)	Margin (dB)	Detector	Table (Degree)	Height (cm)	Antenna	Verdict
1	1557.700	39.27	-17.35	74.0	34.73	Peak	290.00	200	Vertical	Pass
1**	1557.700	28.18	-17.35	54.0	25.82	AV	290.00	200	Vertical	Pass
2	4352.400	49.98	-3.62	74.0	24.02	Peak	206.00	100	Vertical	Pass
2**	4352.400	41.27	-3.62	54.0	12.73	AV	206.00	100	Vertical	Pass
3	5660.800	104.70	-2.19	--	--	Peak	246.00	200	Vertical	N/A
3**	5660.800	97.02	-2.19	--	--	AV	246.00	200	Vertical	N/A
4	7350.750	50.31	-3.40	74.0	23.69	Peak	195.00	300	Vertical	Pass
4**	7350.750	39.84	-3.40	54.0	14.16	AV	195.00	300	Vertical	Pass
5	12246.587	52.82	0.99	74.0	21.18	Peak	0.00	200	Vertical	Pass
5**	12246.587	43.60	0.99	54.0	10.40	AV	0.00	200	Vertical	Pass
6	15677.924	55.67	1.56	74.0	18.33	Peak	0.00	200	Vertical	Pass
6**	15677.924	46.13	1.56	54.0	7.87	AV	0.00	200	Vertical	Pass

11ac20, U-NII-2C, 1 GHz to 18 GHz, Low Channel, ANT H

No.	Frequency (MHz)	Results (dBuV/m)	Factor (dB)	Limit (dBuV/m)	Margin (dB)	Detector	Table (Degree)	Height (cm)	Antenna	Verdict
1	1488.800	38.66	-17.68	74.0	35.34	Peak	191.00	300	Horizontal	Pass
1**	1488.800	28.68	-17.68	54.0	25.32	AV	191.00	300	Horizontal	Pass
2	4382.400	49.89	-4.62	74.0	24.11	Peak	14.00	200	Horizontal	Pass
2**	4382.400	40.42	-4.62	54.0	13.58	AV	14.00	200	Horizontal	Pass
3	5501.600	106.84	-2.34	--	--	Peak	90.00	150	Horizontal	N/A
3**	5501.600	98.99	-2.34	--	--	AV	90.00	150	Horizontal	N/A
4	7623.587	49.74	-3.13	74.0	24.26	Peak	199.00	300	Horizontal	Pass
4**	7623.587	40.04	-3.13	54.0	13.96	AV	199.00	300	Horizontal	Pass
5	12242.562	53.22	1.04	74.0	20.78	Peak	96.00	200	Horizontal	Pass
5**	12242.562	43.58	1.04	54.0	10.42	AV	96.00	200	Horizontal	Pass
6	15812.325	56.44	2.12	74.0	17.56	Peak	114.00	200	Horizontal	Pass
6**	15812.325	46.72	2.12	54.0	7.28	AV	114.00	200	Horizontal	Pass

11ac20, U-NII-2C, 1 GHz to 18 GHz, Low Channel, ANT V

No.	Frequency (MHz)	Results (dBuV/m)	Factor (dB)	Limit (dBuV/m)	Margin (dB)	Detector	Table (Degree)	Height (cm)	Antenna	Verdict
1	1471.500	38.89	-17.52	74.0	35.11	Peak	94.00	200	Vertical	Pass
1**	1471.500	29.06	-17.52	54.0	24.94	AV	94.00	200	Vertical	Pass
2	4348.000	49.48	-3.90	74.0	24.52	Peak	291.00	200	Vertical	Pass
2**	4348.000	39.51	-3.90	54.0	14.49	AV	291.00	200	Vertical	Pass
3	5502.600	101.40	-2.36	--	--	Peak	61.00	100	Vertical	N/A
3**	5502.600	93.92	-2.36	--	--	AV	61.00	100	Vertical	N/A
4	7682.237	49.91	-2.35	74.0	24.09	Peak	281.00	300	Vertical	Pass
4**	7682.237	40.41	-2.35	54.0	13.59	AV	281.00	300	Vertical	Pass
5	12251.187	52.94	0.96	74.0	21.06	Peak	360.00	200	Vertical	Pass
5**	12251.187	43.37	0.96	54.0	10.63	AV	360.00	200	Vertical	Pass
6	15634.350	56.46	1.57	74.0	17.54	Peak	324.00	300	Vertical	Pass
6**	15634.350	45.47	1.57	54.0	8.53	AV	324.00	300	Vertical	Pass

11ac20, U-NII-2C, 1 GHz to 18 GHz, Middle Channel, ANT H

No.	Frequency (MHz)	Results (dBuV/m)	Factor (dB)	Limit (dBuV/m)	Margin (dB)	Detector	Table (Degree)	Height (cm)	Antenna	Verdict
1	1505.900	38.47	-17.54	74.0	35.53	Peak	267.00	200	Horizontal	Pass
1**	1505.900	29.31	-17.54	54.0	24.69	AV	267.00	200	Horizontal	Pass
2	4369.000	49.33	-4.60	74.0	24.67	Peak	110.00	400	Horizontal	Pass
2**	4369.000	40.55	-4.60	54.0	13.45	AV	110.00	400	Horizontal	Pass
3	5578.400	106.76	-1.99	--	--	Peak	82.00	150	Horizontal	N/A
3**	5578.400	99.49	-1.99	--	--	AV	82.00	150	Horizontal	N/A
4	7689.713	49.99	-1.97	74.0	24.01	Peak	238.00	200	Horizontal	Pass
4**	7689.713	40.28	-1.97	54.0	13.72	AV	238.00	200	Horizontal	Pass
5	12353.825	52.77	1.18	74.0	21.23	Peak	83.00	100	Horizontal	Pass
5**	12353.825	43.48	1.18	54.0	10.52	AV	83.00	100	Horizontal	Pass
6	15506.775	56.20	1.34	74.0	17.80	Peak	238.00	100	Horizontal	Pass
6**	15506.775	45.95	1.34	54.0	8.05	AV	238.00	100	Horizontal	Pass

11ac20, U-NII-2C, 1 GHz to 18 GHz, Middle Channel, ANT V

No.	Frequency (MHz)	Results (dBuV/m)	Factor (dB)	Limit (dBuV/m)	Margin (dB)	Detector	Table (Degree)	Height (cm)	Antenna	Verdict
1	1530.600	38.54	-17.48	74.0	35.46	Peak	213.00	100	Vertical	Pass
1**	1530.600	28.42	-17.48	54.0	25.58	AV	213.00	100	Vertical	Pass
2	4382.400	49.52	-4.62	74.0	24.48	Peak	41.00	400	Vertical	Pass
2**	4382.400	40.04	-4.62	54.0	13.96	AV	41.00	400	Vertical	Pass
3	5578.800	101.28	-1.95	--	--	Peak	62.00	100	Vertical	N/A
3**	5578.800	93.77	-1.95	--	--	AV	62.00	100	Vertical	N/A
4	7684.537	49.57	-2.31	74.0	24.43	Peak	100.00	100	Vertical	Pass
4**	7684.537	39.98	-2.31	54.0	14.02	AV	100.00	100	Vertical	Pass
5	11946.150	53.54	1.51	74.0	20.46	Peak	240.00	100	Vertical	Pass
5**	11946.150	43.95	1.51	54.0	10.05	AV	240.00	100	Vertical	Pass
6	15838.050	55.75	1.45	74.0	18.25	Peak	263.00	200	Vertical	Pass
6**	15838.050	46.44	1.45	54.0	7.56	AV	263.00	200	Vertical	Pass

11ac20, U-NII-2C, 1 GHz to 18 GHz, High Channel, ANT H

No.	Frequency (MHz)	Results (dBuV/m)	Factor (dB)	Limit (dBuV/m)	Margin (dB)	Detector	Table (Degree)	Height (cm)	Antenna	Verdict
1	1582.100	38.84	-17.35	74.0	35.16	Peak	10.00	100	Horizontal	Pass
1**	1582.100	29.14	-17.35	54.0	24.86	AV	10.00	100	Horizontal	Pass
2	4371.400	50.06	-4.18	74.0	23.94	Peak	8.00	400	Horizontal	Pass
2**	4371.400	41.56	-4.18	54.0	12.44	AV	8.00	400	Horizontal	Pass
3	5702.400	105.66	-1.44	--	--	Peak	95.00	200	Horizontal	N/A
3**	5702.400	98.14	-1.44	--	--	AV	95.00	200	Horizontal	N/A
4	7336.088	49.59	-3.25	74.0	24.41	Peak	186.00	300	Horizontal	Pass
4**	7336.088	40.80	-3.25	54.0	13.20	AV	186.00	300	Horizontal	Pass
5	11348.437	53.04	0.02	74.0	20.96	Peak	309.00	200	Horizontal	Pass
5**	11348.437	43.02	0.02	54.0	10.98	AV	309.00	200	Horizontal	Pass
6	16027.575	56.99	0.69	74.0	17.01	Peak	310.00	100	Horizontal	Pass
6**	16027.575	47.55	0.69	54.0	6.45	AV	310.00	100	Horizontal	Pass

11ac20, U-NII-2C, 1 GHz to 18 GHz, High Channel, ANT V

No.	Frequency (MHz)	Results (dBuV/m)	Factor (dB)	Limit (dBuV/m)	Margin (dB)	Detector	Table (Degree)	Height (cm)	Antenna	Verdict
1	1565.000	38.63	-17.52	74.0	35.37	Peak	38.00	200	Vertical	Pass
1**	1565.000	28.54	-17.52	54.0	25.46	AV	38.00	200	Vertical	Pass
2	4362.000	49.71	-4.45	74.0	24.29	Peak	235.00	300	Vertical	Pass
2**	4362.000	40.30	-4.45	54.0	13.70	AV	235.00	300	Vertical	Pass
3	5701.000	101.66	-1.49	--	--	Peak	235.00	200	Vertical	N/A
3**	5701.000	94.68	-1.49	--	--	AV	235.00	200	Vertical	N/A
4	7340.400	49.97	-3.40	74.0	24.03	Peak	16.00	100	Vertical	Pass
4**	7340.400	41.93	-3.40	54.0	12.07	AV	16.00	100	Vertical	Pass
5	12609.412	52.90	1.89	74.0	21.10	Peak	335.00	100	Vertical	Pass
5**	12609.412	44.91	1.89	54.0	9.09	AV	335.00	100	Vertical	Pass
6	16094.513	55.89	1.33	74.0	18.11	Peak	0.00	300	Vertical	Pass
6**	16094.513	46.98	1.33	54.0	7.02	AV	0.00	300	Vertical	Pass

11ac40, U-NII-2C, 1 GHz to 18 GHz, Low Channel, ANT H

No.	Frequency (MHz)	Results (dBuV/m)	Factor (dB)	Limit (dBuV/m)	Margin (dB)	Detector	Table (Degree)	Height (cm)	Antenna	Verdict
1	1531.800	38.47	-17.53	74.0	35.53	Peak	280.00	300	Horizontal	Pass
1**	1531.800	28.80	-17.53	54.0	25.20	AV	280.00	300	Horizontal	Pass
2	4392.200	49.46	-4.71	74.0	24.54	Peak	181.00	300	Horizontal	Pass
2**	4392.200	40.33	-4.71	54.0	13.67	AV	181.00	300	Horizontal	Pass
3	5499.000	105.96	-2.27	--	--	Peak	88.00	200	Horizontal	N/A
3**	5499.000	98.81	-2.27	--	--	AV	88.00	200	Horizontal	N/A
4	7328.612	49.89	-3.80	74.0	24.11	Peak	0.00	200	Horizontal	Pass
4**	7328.612	40.30	-3.80	54.0	13.70	AV	0.00	200	Horizontal	Pass
5	12285.400	52.97	1.77	74.0	21.03	Peak	300.00	200	Horizontal	Pass
5**	12285.400	44.71	1.77	54.0	9.29	AV	300.00	200	Horizontal	Pass
6	16022.587	55.79	0.60	74.0	18.21	Peak	234.00	200	Horizontal	Pass
6**	16022.587	45.77	0.60	54.0	8.23	AV	234.00	200	Horizontal	Pass

11ac40, U-NII-2C, 1 GHz to 18 GHz, Low Channel, ANT V

No.	Frequency (MHz)	Results (dBuV/m)	Factor (dB)	Limit (dBuV/m)	Margin (dB)	Detector	Table (Degree)	Height (cm)	Antenna	Verdict
1	1601.100	38.57	-17.77	74.0	35.43	Peak	298.00	400	Vertical	Pass
1**	1601.100	28.72	-17.77	54.0	25.28	AV	298.00	400	Vertical	Pass
2	4210.800	50.49	-4.99	74.0	23.51	Peak	290.00	400	Vertical	Pass
2**	4210.800	40.27	-4.99	54.0	13.73	AV	290.00	400	Vertical	Pass
3	5502.600	100.34	-2.36	--	--	Peak	66.00	100	Vertical	N/A
3**	5502.600	92.67	-2.36	--	--	AV	66.00	100	Vertical	N/A
4	7719.612	49.86	-2.66	74.0	24.14	Peak	83.00	400	Vertical	Pass
4**	7719.612	39.63	-2.66	54.0	14.37	AV	83.00	400	Vertical	Pass
5	12327.088	53.49	1.42	74.0	20.51	Peak	83.00	200	Vertical	Pass
5**	12327.088	44.21	1.42	54.0	9.79	AV	83.00	200	Vertical	Pass
6	15799.725	55.91	2.33	74.0	18.09	Peak	33.00	300	Vertical	Pass
6**	15799.725	46.54	2.33	54.0	7.46	AV	33.00	300	Vertical	Pass

11ac40, U-NII-2C, 1 GHz to 18 GHz, Middle Channel, ANT H

No.	Frequency (MHz)	Results (dBuV/m)	Factor (dB)	Limit (dBuV/m)	Margin (dB)	Detector	Table (Degree)	Height (cm)	Antenna	Verdict
1	1485.300	38.54	-17.59	74.0	35.46	Peak	296.00	100	Horizontal	Pass
1**	1485.300	28.38	-17.59	54.0	25.62	AV	296.00	100	Horizontal	Pass
2	4380.600	49.94	-4.54	74.0	24.06	Peak	360.00	400	Horizontal	Pass
2**	4380.600	40.55	-4.54	54.0	13.45	AV	360.00	400	Horizontal	Pass
3	5578.600	106.84	-1.97	--	--	Peak	81.00	100	Horizontal	N/A
3**	5578.600	98.87	-1.97	--	--	AV	81.00	100	Horizontal	N/A
4	7342.413	49.12	-3.39	74.0	24.88	Peak	246.00	200	Horizontal	Pass
4**	7342.413	40.44	-3.39	54.0	13.56	AV	246.00	200	Horizontal	Pass
5	12353.250	53.33	1.19	74.0	20.67	Peak	225.00	150	Horizontal	Pass
5**	12353.250	43.89	1.19	54.0	10.11	AV	225.00	150	Horizontal	Pass
6	15646.950	55.60	1.22	74.0	18.40	Peak	339.00	300	Horizontal	Pass
6**	15646.950	46.13	1.22	54.0	7.87	AV	339.00	300	Horizontal	Pass

11ac40, U-NII-2C, 1 GHz to 18 GHz, Middle Channel, ANT V

No.	Frequency (MHz)	Results (dBuV/m)	Factor (dB)	Limit (dBuV/m)	Margin (dB)	Detector	Table (Degree)	Height (cm)	Antenna	Verdict
1	1495.100	38.37	-17.51	74.0	35.63	Peak	286.00	300	Vertical	Pass
1**	1495.100	28.91	-17.51	54.0	25.09	AV	286.00	300	Vertical	Pass
2	4289.600	49.59	-5.29	74.0	24.41	Peak	195.00	100	Vertical	Pass
2**	4289.600	39.77	-5.29	54.0	14.23	AV	195.00	100	Vertical	Pass
3	5578.000	100.50	-1.98	--	--	Peak	52.00	150	Vertical	N/A
3**	5578.000	92.93	-1.98	--	--	AV	52.00	150	Vertical	N/A
4	7679.075	49.94	-2.58	74.0	24.06	Peak	125.00	200	Vertical	Pass
4**	7679.075	40.54	-2.58	54.0	13.46	AV	125.00	200	Vertical	Pass
5	12277.349	53.48	1.71	74.0	20.52	Peak	0.00	150	Vertical	Pass
5**	12277.349	43.78	1.71	54.0	10.22	AV	0.00	150	Vertical	Pass
6	16079.287	56.40	1.63	74.0	17.60	Peak	92.00	300	Vertical	Pass
6**	16079.287	45.86	1.63	54.0	8.14	AV	92.00	300	Vertical	Pass

11ac40, U-NII-2C, 1 GHz to 18 GHz, High Channel, ANT H

No.	Frequency (MHz)	Results (dBuV/m)	Factor (dB)	Limit (dBuV/m)	Margin (dB)	Detector	Table (Degree)	Height (cm)	Antenna	Verdict
1	1478.000	39.15	-17.56	74.0	34.85	Peak	66.00	400	Horizontal	Pass
1**	1478.000	29.34	-17.56	54.0	24.66	AV	66.00	400	Horizontal	Pass
2	4371.000	49.46	-4.21	74.0	24.54	Peak	151.00	200	Horizontal	Pass
2**	4371.000	40.84	-4.21	54.0	13.16	AV	151.00	200	Horizontal	Pass
3	5661.400	105.26	-2.16	--	--	Peak	92.00	200	Horizontal	N/A
3**	5661.400	98.74	-2.16	--	--	AV	92.00	200	Horizontal	N/A
4	7350.750	49.68	-3.40	74.0	24.32	Peak	39.00	300	Horizontal	Pass
4**	7350.750	40.43	-3.40	54.0	13.57	AV	39.00	300	Horizontal	Pass
5	12346.925	53.05	1.26	74.0	20.95	Peak	18.00	150	Horizontal	Pass
5**	12346.925	43.40	1.26	54.0	10.60	AV	18.00	150	Horizontal	Pass
6	16030.200	56.16	0.71	74.0	17.84	Peak	74.00	300	Horizontal	Pass
6**	16030.200	46.37	0.71	54.0	7.63	AV	74.00	300	Horizontal	Pass

11ac40, U-NII-2C, 1 GHz to 18 GHz, High Channel, ANT V

No.	Frequency (MHz)	Results (dBuV/m)	Factor (dB)	Limit (dBuV/m)	Margin (dB)	Detector	Table (Degree)	Height (cm)	Antenna	Verdict
1	1449.300	38.68	-17.39	74.0	35.32	Peak	200.00	400	Vertical	Pass
1**	1449.300	29.19	-17.39	54.0	24.81	AV	200.00	400	Vertical	Pass
2	4354.800	50.27	-3.86	74.0	23.73	Peak	40.00	300	Vertical	Pass
2**	4354.800	41.03	-3.86	54.0	12.97	AV	40.00	300	Vertical	Pass
3	5662.600	101.19	-2.15	--	--	Peak	237.00	150	Vertical	N/A
3**	5662.600	93.64	-2.15	--	--	AV	237.00	150	Vertical	N/A
4	7319.413	49.88	-3.35	74.0	24.12	Peak	102.00	400	Vertical	Pass
4**	7319.413	40.77	-3.35	54.0	13.23	AV	102.00	400	Vertical	Pass
5	11935.799	53.18	1.69	74.0	20.82	Peak	188.00	150	Vertical	Pass
5**	11935.799	43.89	1.69	54.0	10.11	AV	188.00	150	Vertical	Pass
6	16145.700	55.81	1.03	74.0	18.19	Peak	57.00	100	Vertical	Pass
6**	16145.700	45.45	1.03	54.0	8.55	AV	57.00	100	Vertical	Pass

11ac80, U-NII-2C, 1 GHz to 18 GHz, Low Channel, ANT H

No.	Frequency (MHz)	Results (dBuV/m)	Factor (dB)	Limit (dBuV/m)	Margin (dB)	Detector	Table (Degree)	Height (cm)	Antenna	Verdict
1	1566.100	38.52	-17.53	74.0	35.48	Peak	149.00	200	Horizontal	Pass
1**	1566.100	29.41	-17.53	54.0	24.59	AV	149.00	200	Horizontal	Pass
2	4386.800	49.24	-4.68	74.0	24.76	Peak	6.00	300	Horizontal	Pass
2**	4386.800	40.05	-4.68	54.0	13.95	AV	6.00	300	Horizontal	Pass
3	5497.000	105.74	-2.21	--	--	Peak	93.00	200	Horizontal	N/A
3**	5497.000	97.57	-2.21	--	--	AV	93.00	200	Horizontal	N/A
4	7617.263	49.70	-2.94	74.0	24.30	Peak	344.00	100	Horizontal	Pass
4**	7617.263	39.68	-2.94	54.0	14.32	AV	344.00	100	Horizontal	Pass
5	11650.888	53.34	-0.13	74.0	20.66	Peak	112.00	150	Horizontal	Pass
5**	11650.888	43.15	-0.13	54.0	10.85	AV	112.00	150	Horizontal	Pass
6	15398.625	56.16	0.74	74.0	17.84	Peak	204.00	100	Horizontal	Pass
6**	15398.625	46.44	0.74	54.0	7.56	AV	204.00	100	Horizontal	Pass

11ac80, U-NII-2C, 1 GHz to 18 GHz, Low Channel, ANT V

No.	Frequency (MHz)	Results (dBuV/m)	Factor (dB)	Limit (dBuV/m)	Margin (dB)	Detector	Table (Degree)	Height (cm)	Antenna	Verdict
1	1508.500	38.36	-17.59	74.0	35.64	Peak	265.00	400	Vertical	Pass
1**	1508.500	28.30	-17.59	54.0	25.70	AV	265.00	400	Vertical	Pass
2	4247.600	49.31	-4.90	74.0	24.69	Peak	189.00	200	Vertical	Pass
2**	4247.600	39.45	-4.90	54.0	14.55	AV	189.00	200	Vertical	Pass
3	5502.000	99.94	-2.35	--	--	Peak	59.00	200	Vertical	N/A
3**	5502.000	93.10	-2.35	--	--	AV	59.00	200	Vertical	N/A
4	7337.525	49.45	-3.32	74.0	24.55	Peak	100.00	200	Vertical	Pass
4**	7337.525	40.77	-3.32	54.0	13.23	AV	100.00	200	Vertical	Pass
5	11951.325	53.52	1.34	74.0	20.48	Peak	187.00	200	Vertical	Pass
5**	11951.325	43.40	1.34	54.0	10.60	AV	187.00	200	Vertical	Pass
6	15796.838	55.65	2.23	74.0	18.35	Peak	312.00	200	Vertical	Pass
6**	15796.838	46.65	2.23	54.0	7.35	AV	312.00	200	Vertical	Pass

11ac80, U-NII-2C, 1 GHz to 18 GHz, High Channel, ANT H

No.	Frequency (MHz)	Results (dBuV/m)	Factor (dB)	Limit (dBuV/m)	Margin (dB)	Detector	Table (Degree)	Height (cm)	Antenna	Verdict
1	1517.100	38.64	-17.51	74.0	35.36	Peak	175.00	400	Horizontal	Pass
1**	1517.100	29.08	-17.51	54.0	24.92	AV	175.00	400	Horizontal	Pass
2	4384.200	50.10	-4.65	74.0	23.90	Peak	65.00	400	Horizontal	Pass
2**	4384.200	40.57	-4.65	54.0	13.43	AV	65.00	400	Horizontal	Pass
3	5579.000	105.60	-1.93	--	--	Peak	84.00	150	Horizontal	N/A
3**	5579.000	98.99	-1.93	--	--	AV	84.00	150	Horizontal	N/A
4	7360.237	50.12	-3.77	74.0	23.88	Peak	325.00	400	Horizontal	Pass
4**	7360.237	40.53	-3.77	54.0	13.47	AV	325.00	400	Horizontal	Pass
5	12335.425	53.35	1.34	74.0	20.65	Peak	141.00	200	Horizontal	Pass
5**	12335.425	43.22	1.34	54.0	10.78	AV	141.00	200	Horizontal	Pass
6	15796.575	55.97	2.22	74.0	18.03	Peak	292.00	300	Horizontal	Pass
6**	15796.575	46.54	2.22	54.0	7.46	AV	292.00	300	Horizontal	Pass

11ac80, U-NII-2C, 1 GHz to 18 GHz, High Channel, ANT V

No.	Frequency (MHz)	Results (dBuV/m)	Factor (dB)	Limit (dBuV/m)	Margin (dB)	Detector	Table (Degree)	Height (cm)	Antenna	Verdict
1	1435.700	38.19	-17.49	74.0	35.81	Peak	165.00	400	Vertical	Pass
1**	1435.700	29.37	-17.49	54.0	24.63	AV	165.00	400	Vertical	Pass
2	4088.200	49.47	-5.51	74.0	24.53	Peak	76.00	300	Vertical	Pass
2**	4088.200	38.91	-5.51	54.0	15.09	AV	76.00	300	Vertical	Pass
3	5578.200	100.32	-2.00	--	--	Peak	51.00	200	Vertical	N/A
3**	5578.200	92.25	-2.00	--	--	AV	51.00	200	Vertical	N/A
4	7349.025	49.36	-3.21	74.0	24.64	Peak	207.00	400	Vertical	Pass
4**	7349.025	41.02	-3.21	54.0	12.98	AV	207.00	400	Vertical	Pass
5	11627.025	53.46	-0.16	74.0	20.54	Peak	331.00	150	Vertical	Pass
5**	11627.025	43.29	-0.16	54.0	10.71	AV	331.00	150	Vertical	Pass
6	15800.513	55.67	2.33	74.0	18.33	Peak	288.00	200	Vertical	Pass
6**	15800.513	47.10	2.33	54.0	6.90	AV	288.00	200	Vertical	Pass

11a, U-NII-3, 1 GHz to 18 GHz, Low Channel, ANT H

No.	Frequency (MHz)	Results (dBuV/m)	Factor (dB)	Limit (dBuV/m)	Margin (dB)	Detector	Table (Degree)	Height (cm)	Antenna	Verdict
1	1554.000	38.26	-17.32	74.0	35.74	Peak	269.00	200	Horizontal	Pass
1**	1554.000	29.12	-17.32	54.0	24.88	AV	269.00	200	Horizontal	Pass
2	4330.600	49.31	-4.31	74.0	24.69	Peak	213.00	200	Horizontal	Pass
2**	4330.600	39.43	-4.31	54.0	14.57	AV	213.00	200	Horizontal	Pass
3	5743.000	108.82	-2.06	--	--	Peak	89.00	100	Horizontal	N/A
3**	5743.000	101.37	-2.06	--	--	AV	89.00	100	Horizontal	N/A
4	7310.788	49.54	-2.72	74.0	24.46	Peak	225.00	200	Horizontal	Pass
4**	7310.788	40.37	-2.72	54.0	13.63	AV	225.00	200	Horizontal	Pass
5	11780.263	53.14	1.23	74.0	20.86	Peak	360.00	100	Horizontal	Pass
5**	11780.263	42.75	1.23	54.0	11.25	AV	360.00	100	Horizontal	Pass
6	15663.750	56.32	1.32	74.0	17.68	Peak	317.00	100	Horizontal	Pass
6**	15663.750	46.51	1.32	54.0	7.49	AV	317.00	100	Horizontal	Pass

11a, U-NII-3, 1 GHz to 18 GHz, Low Channel, ANT V

No.	Frequency (MHz)	Results (dBuV/m)	Factor (dB)	Limit (dBuV/m)	Margin (dB)	Detector	Table (Degree)	Height (cm)	Antenna	Verdict
1	1444.900	39.15	-17.22	74.0	34.85	Peak	5.00	300	Vertical	Pass
1**	1444.900	29.70	-17.22	54.0	24.30	AV	5.00	300	Vertical	Pass
2	4396.400	49.80	-4.82	74.0	24.20	Peak	114.00	100	Vertical	Pass
2**	4396.400	40.56	-4.82	54.0	13.44	AV	114.00	100	Vertical	Pass
3	5746.400	105.32	-2.21	--	--	Peak	246.00	100	Vertical	N/A
3**	5746.400	97.82	-2.21	--	--	AV	246.00	100	Vertical	N/A
4	7673.325	49.41	-2.38	74.0	24.59	Peak	204.00	200	Vertical	Pass
4**	7673.325	41.23	-2.38	54.0	12.77	AV	204.00	200	Vertical	Pass
5	12524.888	53.52	1.37	74.0	20.48	Peak	330.00	150	Vertical	Pass
5**	12524.888	42.71	1.37	54.0	11.29	AV	330.00	150	Vertical	Pass
6	16098.975	56.02	1.23	74.0	17.98	Peak	197.00	200	Vertical	Pass
6**	16098.975	46.20	1.23	54.0	7.80	AV	197.00	200	Vertical	Pass

11a, U-NII-3, 1 GHz to 18 GHz, Middle Channel, ANT H

No.	Frequency (MHz)	Results (dBuV/m)	Factor (dB)	Limit (dBuV/m)	Margin (dB)	Detector	Table (Degree)	Height (cm)	Antenna	Verdict
1	1607.800	38.94	-17.80	74.0	35.06	Peak	311.00	200	Horizontal	Pass
1**	1607.800	28.82	-17.80	54.0	25.18	AV	311.00	200	Horizontal	Pass
2	4044.000	49.30	-4.91	74.0	24.70	Peak	50.00	200	Horizontal	Pass
2**	4044.000	39.09	-4.91	54.0	14.91	AV	50.00	200	Horizontal	Pass
3	5783.400	107.56	-2.00	--	--	Peak	76.00	200	Horizontal	N/A
3**	5783.400	101.48	-2.00	--	--	AV	76.00	200	Horizontal	N/A
4	7669.587	50.26	-2.38	74.0	23.74	Peak	139.00	400	Horizontal	Pass
4**	7669.587	41.03	-2.38	54.0	12.97	AV	139.00	400	Horizontal	Pass
5	11937.812	53.77	1.69	74.0	20.23	Peak	223.00	200	Horizontal	Pass
5**	11937.812	43.96	1.69	54.0	10.04	AV	223.00	200	Horizontal	Pass
6	15806.550	55.85	2.24	74.0	18.15	Peak	6.00	100	Horizontal	Pass
6**	15806.550	46.63	2.24	54.0	7.37	AV	6.00	100	Horizontal	Pass

11a, U-NII-3, 1 GHz to 18 GHz, Middle Channel, ANT V

No.	Frequency (MHz)	Results (dBuV/m)	Factor (dB)	Limit (dBuV/m)	Margin (dB)	Detector	Table (Degree)	Height (cm)	Antenna	Verdict
1	1523.600	38.85	-17.33	74.0	35.15	Peak	198.00	300	Vertical	Pass
1**	1523.600	29.01	-17.33	54.0	24.99	AV	198.00	300	Vertical	Pass
2	4384.000	49.67	-4.65	74.0	24.33	Peak	55.00	100	Vertical	Pass
2**	4384.000	41.46	-4.65	54.0	12.54	AV	55.00	100	Vertical	Pass
3	5783.400	104.73	-2.00	--	--	Peak	236.00	200	Vertical	N/A
3**	5783.400	97.31	-2.00	--	--	AV	236.00	200	Vertical	N/A
4	7314.237	49.59	-3.07	74.0	24.41	Peak	203.00	400	Vertical	Pass
4**	7314.237	39.93	-3.07	54.0	14.07	AV	203.00	400	Vertical	Pass
5	12407.588	53.79	1.46	74.0	20.21	Peak	163.00	150	Vertical	Pass
5**	12407.588	43.46	1.46	54.0	10.54	AV	163.00	150	Vertical	Pass
6	15640.125	56.15	1.35	74.0	17.85	Peak	315.00	200	Vertical	Pass
6**	15640.125	46.80	1.35	54.0	7.20	AV	315.00	200	Vertical	Pass

11a, U-NII-3, 1 GHz to 18 GHz, High Channel, ANT H

No.	Frequency (MHz)	Results (dBuV/m)	Factor (dB)	Limit (dBuV/m)	Margin (dB)	Detector	Table (Degree)	Height (cm)	Antenna	Verdict
1	1496.900	38.35	-17.42	74.0	35.65	Peak	360.00	200	Horizontal	Pass
1**	1496.900	29.57	-17.42	54.0	24.43	AV	360.00	200	Horizontal	Pass
2	4380.800	48.96	-4.55	74.0	25.04	Peak	341.00	300	Horizontal	Pass
2**	4380.800	40.26	-4.55	54.0	13.74	AV	341.00	300	Horizontal	Pass
3	5823.000	107.45	-2.21	--	--	Peak	74.00	200	Horizontal	N/A
3**	5823.000	99.97	-2.21	--	--	AV	74.00	200	Horizontal	N/A
4	7689.425	49.39	-2.01	74.0	24.61	Peak	192.00	100	Horizontal	Pass
4**	7689.425	40.53	-2.01	54.0	13.47	AV	192.00	100	Horizontal	Pass
5	12273.613	53.14	1.57	74.0	20.86	Peak	160.00	100	Horizontal	Pass
5**	12273.613	43.61	1.57	54.0	10.39	AV	160.00	100	Horizontal	Pass
6	15783.975	55.71	1.75	74.0	18.29	Peak	0.00	100	Horizontal	Pass
6**	15783.975	46.13	1.75	54.0	7.87	AV	0.00	100	Horizontal	Pass

11a, U-NII-3, 1 GHz to 18 GHz, High Channel, ANT V

No.	Frequency (MHz)	Results (dBuV/m)	Factor (dB)	Limit (dBuV/m)	Margin (dB)	Detector	Table (Degree)	Height (cm)	Antenna	Verdict
1	1562.900	39.42	-17.53	74.0	34.58	Peak	160.00	400	Vertical	Pass
1**	1562.900	29.49	-17.53	54.0	24.51	AV	160.00	400	Vertical	Pass
2	4347.800	50.44	-3.92	74.0	23.56	Peak	360.00	400	Vertical	Pass
2**	4347.800	40.52	-3.92	54.0	13.48	AV	360.00	400	Vertical	Pass
3	5823.800	103.58	-2.20	--	--	Peak	214.00	200	Vertical	N/A
3**	5823.800	96.23	-2.20	--	--	AV	214.00	200	Vertical	N/A
4	7339.825	49.25	-3.39	74.0	24.75	Peak	348.00	300	Vertical	Pass
4**	7339.825	40.33	-3.39	54.0	13.67	AV	348.00	300	Vertical	Pass
5	11848.401	53.06	1.13	74.0	20.94	Peak	0.00	200	Vertical	Pass
5**	11848.401	42.29	1.13	54.0	11.71	AV	0.00	200	Vertical	Pass
6	15844.088	55.89	1.38	74.0	18.11	Peak	197.00	300	Vertical	Pass
6**	15844.088	46.63	1.38	54.0	7.37	AV	197.00	300	Vertical	Pass

11n20, U-NII-3, 1 GHz to 18 GHz, Low Channel, ANT H

No.	Frequency (MHz)	Results (dBuV/m)	Factor (dB)	Limit (dBuV/m)	Margin (dB)	Detector	Table (Degree)	Height (cm)	Antenna	Verdict
1	1585.400	38.72	-17.55	74.0	35.28	Peak	179.00	200	Horizontal	Pass
1**	1585.400	28.61	-17.55	54.0	25.39	AV	179.00	200	Horizontal	Pass
2	4352.800	49.22	-3.66	74.0	24.78	Peak	360.00	400	Horizontal	Pass
2**	4352.800	40.11	-3.66	54.0	13.89	AV	360.00	400	Horizontal	Pass
3	5748.000	108.30	-2.02	--	--	Peak	78.00	100	Horizontal	N/A
3**	5748.000	101.39	-2.02	--	--	AV	78.00	100	Horizontal	N/A
4	7672.175	50.08	-2.29	74.0	23.92	Peak	196.00	100	Horizontal	Pass
4**	7672.175	40.68	-2.29	54.0	13.32	AV	196.00	100	Horizontal	Pass
5	12275.338	53.27	1.63	74.0	20.73	Peak	98.00	150	Horizontal	Pass
5**	12275.338	44.11	1.63	54.0	9.89	AV	98.00	150	Horizontal	Pass
6	16072.463	55.79	1.44	74.0	18.21	Peak	244.00	100	Horizontal	Pass
6**	16072.463	46.44	1.44	54.0	7.56	AV	244.00	100	Horizontal	Pass

11n20, U-NII-3, 1 GHz to 18 GHz, Low Channel, ANT V

No.	Frequency (MHz)	Results (dBuV/m)	Factor (dB)	Limit (dBuV/m)	Margin (dB)	Detector	Table (Degree)	Height (cm)	Antenna	Verdict
1	1501.300	38.77	-17.46	74.0	35.23	Peak	27.00	200	Vertical	Pass
1**	1501.300	28.89	-17.46	54.0	25.11	AV	27.00	200	Vertical	Pass
2	4384.400	49.76	-4.66	74.0	24.24	Peak	5.00	200	Vertical	Pass
2**	4384.400	39.91	-4.66	54.0	14.09	AV	5.00	200	Vertical	Pass
3	5746.200	105.30	-2.23	--	--	Peak	79.00	150	Vertical	N/A
3**	5746.200	97.48	-2.23	--	--	AV	79.00	150	Vertical	N/A
4	7696.037	49.00	-2.12	74.0	25.00	Peak	254.00	400	Vertical	Pass
4**	7696.037	40.48	-2.12	54.0	13.52	AV	254.00	400	Vertical	Pass
5	12362.738	53.28	1.19	74.0	20.72	Peak	190.00	100	Vertical	Pass
5**	12362.738	43.48	1.19	54.0	10.52	AV	190.00	100	Vertical	Pass
6	15799.200	55.51	2.31	74.0	18.49	Peak	360.00	300	Vertical	Pass
6**	15799.200	46.16	2.31	54.0	7.84	AV	360.00	300	Vertical	Pass

11n20, U-NII-3, 1 GHz to 18 GHz, Middle Channel, ANT H

No.	Frequency (MHz)	Results (dBuV/m)	Factor (dB)	Limit (dBuV/m)	Margin (dB)	Detector	Table (Degree)	Height (cm)	Antenna	Verdict
1	1586.500	38.50	-17.63	74.0	35.50	Peak	67.00	400	Horizontal	Pass
1**	1586.500	29.62	-17.63	54.0	24.38	AV	67.00	400	Horizontal	Pass
2	4357.000	49.52	-4.04	74.0	24.48	Peak	309.00	300	Horizontal	Pass
2**	4357.000	40.52	-4.04	54.0	13.48	AV	309.00	300	Horizontal	Pass
3	5783.200	107.57	-1.97	--	--	Peak	85.00	150	Horizontal	N/A
3**	5783.200	99.96	-1.97	--	--	AV	85.00	150	Horizontal	N/A
4	7432.112	50.06	-3.69	74.0	23.94	Peak	0.00	200	Horizontal	Pass
4**	7432.112	40.03	-3.69	54.0	13.97	AV	0.00	200	Horizontal	Pass
5	12279.363	52.98	1.78	74.0	21.02	Peak	158.00	200	Horizontal	Pass
5**	12279.363	44.51	1.78	54.0	9.49	AV	158.00	200	Horizontal	Pass
6	16059.600	55.73	0.93	74.0	18.27	Peak	335.00	100	Horizontal	Pass
6**	16059.600	46.27	0.93	54.0	7.73	AV	335.00	100	Horizontal	Pass

11n20, U-NII-3, 1 GHz to 18 GHz, Middle Channel, ANT V

No.	Frequency (MHz)	Results (dBuV/m)	Factor (dB)	Limit (dBuV/m)	Margin (dB)	Detector	Table (Degree)	Height (cm)	Antenna	Verdict
1	1455.100	38.75	-17.62	74.0	35.25	Peak	82.00	300	Vertical	Pass
1**	1455.100	29.08	-17.62	54.0	24.92	AV	82.00	300	Vertical	Pass
2	4353.200	49.57	-3.71	74.0	24.43	Peak	124.00	400	Vertical	Pass
2**	4353.200	40.30	-3.71	54.0	13.70	AV	124.00	400	Vertical	Pass
3	5786.600	104.46	-2.30	--	--	Peak	241.00	200	Vertical	N/A
3**	5786.600	97.61	-2.30	--	--	AV	241.00	200	Vertical	N/A
4	7343.850	49.68	-3.29	74.0	24.32	Peak	128.00	200	Vertical	Pass
4**	7343.850	40.87	-3.29	54.0	13.13	AV	128.00	200	Vertical	Pass
5	12273.037	53.24	1.55	74.0	20.76	Peak	231.00	150	Vertical	Pass
5**	12273.037	43.41	1.55	54.0	10.59	AV	231.00	150	Vertical	Pass
6	15820.724	55.64	1.84	74.0	18.36	Peak	218.00	400	Vertical	Pass
6**	15820.724	46.27	1.84	54.0	7.73	AV	218.00	400	Vertical	Pass

11n20, U-NII-3, 1 GHz to 18 GHz, High Channel, ANT H

No.	Frequency (MHz)	Results (dBuV/m)	Factor (dB)	Limit (dBuV/m)	Margin (dB)	Detector	Table (Degree)	Height (cm)	Antenna	Verdict
1	1584.000	38.36	-17.48	74.0	35.64	Peak	227.00	400	Horizontal	Pass
1**	1584.000	29.28	-17.48	54.0	24.72	AV	227.00	400	Horizontal	Pass
2	4356.800	49.77	-4.02	74.0	24.23	Peak	201.00	100	Horizontal	Pass
2**	4356.800	40.50	-4.02	54.0	13.50	AV	201.00	100	Horizontal	Pass
3	5823.400	106.37	-2.20	--	--	Peak	76.00	200	Horizontal	N/A
3**	5823.400	98.64	-2.20	--	--	AV	76.00	200	Horizontal	N/A
4	7344.138	50.29	-3.28	74.0	23.71	Peak	226.00	400	Horizontal	Pass
4**	7344.138	41.86	-3.28	54.0	12.14	AV	226.00	400	Horizontal	Pass
5	11923.724	53.04	1.51	74.0	20.96	Peak	126.00	100	Horizontal	Pass
5**	11923.724	43.51	1.51	54.0	10.49	AV	126.00	100	Horizontal	Pass
6	15844.350	55.87	1.38	74.0	18.13	Peak	271.00	400	Horizontal	Pass
6**	15844.350	46.20	1.38	54.0	7.80	AV	271.00	400	Horizontal	Pass

11n20, U-NII-3, 1 GHz to 18 GHz, High Channel, ANT V

No.	Frequency (MHz)	Results (dBuV/m)	Factor (dB)	Limit (dBuV/m)	Margin (dB)	Detector	Table (Degree)	Height (cm)	Antenna	Verdict
1	1471.800	38.65	-17.56	74.0	35.35	Peak	302.00	100	Vertical	Pass
1**	1471.800	28.74	-17.56	54.0	25.26	AV	302.00	100	Vertical	Pass
2	4371.200	49.12	-4.16	74.0	24.88	Peak	335.00	400	Vertical	Pass
2**	4371.200	40.60	-4.16	54.0	13.40	AV	335.00	400	Vertical	Pass
3	5823.800	102.97	-2.20	--	--	Peak	228.00	200	Vertical	N/A
3**	5823.800	95.40	-2.20	--	--	AV	228.00	200	Vertical	N/A
4	7678.213	49.37	-2.51	74.0	24.63	Peak	360.00	400	Vertical	Pass
4**	7678.213	40.74	-2.51	54.0	13.26	AV	360.00	400	Vertical	Pass
5	11951.325	53.23	1.34	74.0	20.77	Peak	39.00	100	Vertical	Pass
5**	11951.325	43.24	1.34	54.0	10.76	AV	39.00	100	Vertical	Pass
6	15833.588	55.81	1.46	74.0	18.19	Peak	125.00	200	Vertical	Pass
6**	15833.588	46.66	1.46	54.0	7.34	AV	125.00	200	Vertical	Pass

11n40, U-NII-3, 1 GHz to 18 GHz, Low Channel, ANT H

No.	Frequency (MHz)	Results (dBuV/m)	Factor (dB)	Limit (dBuV/m)	Margin (dB)	Detector	Table (Degree)	Height (cm)	Antenna	Verdict
1	1575.900	38.93	-17.51	74.0	35.07	Peak	33.00	400	Horizontal	Pass
1**	1575.900	29.27	-17.51	54.0	24.73	AV	33.00	400	Horizontal	Pass
2	4270.600	49.84	-4.52	74.0	24.16	Peak	1.00	400	Horizontal	Pass
2**	4270.600	40.19	-4.52	54.0	13.81	AV	1.00	400	Horizontal	Pass
3	5746.000	108.08	-2.24	--	--	Peak	85.00	150	Horizontal	N/A
3**	5746.000	100.45	-2.24	--	--	AV	85.00	150	Horizontal	N/A
4	7306.187	49.61	-2.75	74.0	24.39	Peak	34.00	200	Horizontal	Pass
4**	7306.187	40.56	-2.75	54.0	13.44	AV	34.00	200	Horizontal	Pass
5	12318.750	52.87	1.42	74.0	21.13	Peak	214.00	100	Horizontal	Pass
5**	12318.750	43.86	1.42	54.0	10.14	AV	214.00	100	Horizontal	Pass
6	15788.701	55.80	1.96	74.0	18.20	Peak	121.00	300	Horizontal	Pass
6**	15788.701	45.87	1.96	54.0	8.13	AV	121.00	300	Horizontal	Pass

11n40, U-NII-3, 1 GHz to 18 GHz, Low Channel, ANT V

No.	Frequency (MHz)	Results (dBuV/m)	Factor (dB)	Limit (dBuV/m)	Margin (dB)	Detector	Table (Degree)	Height (cm)	Antenna	Verdict
1	1521.200	38.68	-17.47	74.0	35.32	Peak	111.00	300	Vertical	Pass
1**	1521.200	28.61	-17.47	54.0	25.39	AV	111.00	300	Vertical	Pass
2	4355.800	49.52	-3.93	74.0	24.48	Peak	350.00	400	Vertical	Pass
2**	4355.800	40.57	-3.93	54.0	13.43	AV	350.00	400	Vertical	Pass
3	5746.200	104.89	-2.23	--	--	Peak	239.00	150	Vertical	N/A
3**	5746.200	98.30	-2.23	--	--	AV	239.00	150	Vertical	N/A
4	7346.438	49.79	-3.36	74.0	24.21	Peak	19.00	400	Vertical	Pass
4**	7346.438	40.83	-3.36	54.0	13.17	AV	19.00	400	Vertical	Pass
5	12274.475	53.44	1.60	74.0	20.56	Peak	180.00	200	Vertical	Pass
5**	12274.475	44.80	1.60	54.0	9.20	AV	180.00	200	Vertical	Pass
6	16097.138	55.63	1.27	74.0	18.37	Peak	259.00	400	Vertical	Pass
6**	16097.138	46.74	1.27	54.0	7.26	AV	259.00	400	Vertical	Pass

11n40, U-NII-3, 1 GHz to 18 GHz, High Channel, ANT H

No.	Frequency (MHz)	Results (dBuV/m)	Factor (dB)	Limit (dBuV/m)	Margin (dB)	Detector	Table (Degree)	Height (cm)	Antenna	Verdict
1	1505.700	38.36	-17.51	74.0	35.64	Peak	216.00	200	Horizontal	Pass
1**	1505.700	29.00	-17.51	54.0	25.00	AV	216.00	200	Horizontal	Pass
2	4350.600	49.56	-3.69	74.0	24.44	Peak	267.00	100	Horizontal	Pass
2**	4350.600	40.51	-3.69	54.0	13.49	AV	267.00	100	Horizontal	Pass
3	5783.200	107.49	-1.97	--	--	Peak	95.00	150	Horizontal	N/A
3**	5783.200	98.94	-1.97	--	--	AV	95.00	150	Horizontal	N/A
4	7683.100	50.20	-2.34	74.0	23.80	Peak	35.00	100	Horizontal	Pass
4**	7683.100	40.61	-2.34	54.0	13.39	AV	35.00	100	Horizontal	Pass
5	12626.375	52.99	1.55	74.0	21.01	Peak	183.00	100	Horizontal	Pass
5**	12626.375	44.00	1.55	54.0	10.00	AV	183.00	100	Horizontal	Pass
6	15667.687	56.28	1.39	74.0	17.72	Peak	322.00	200	Horizontal	Pass
6**	15667.687	46.28	1.39	54.0	7.72	AV	322.00	200	Horizontal	Pass

11n40, U-NII-3, 1 GHz to 18 GHz, High Channel, ANT V

No.	Frequency (MHz)	Results (dBuV/m)	Factor (dB)	Limit (dBuV/m)	Margin (dB)	Detector	Table (Degree)	Height (cm)	Antenna	Verdict
1	1547.600	38.56	-17.44	74.0	35.44	Peak	211.00	300	Vertical	Pass
1**	1547.600	29.02	-17.44	54.0	24.98	AV	211.00	300	Vertical	Pass
2	4357.400	49.79	-4.09	74.0	24.21	Peak	204.00	200	Vertical	Pass
2**	4357.400	40.18	-4.09	54.0	13.82	AV	204.00	200	Vertical	Pass
3	5784.000	103.72	-2.08	--	--	Peak	56.00	100	Vertical	N/A
3**	5784.000	96.67	-2.08	--	--	AV	56.00	100	Vertical	N/A
4	7357.075	50.55	-3.59	74.0	23.45	Peak	229.00	100	Vertical	Pass
4**	7357.075	40.11	-3.59	54.0	13.89	AV	229.00	100	Vertical	Pass
5	12232.500	53.28	1.23	74.0	20.72	Peak	16.00	200	Vertical	Pass
5**	12232.500	43.76	1.23	54.0	10.24	AV	16.00	200	Vertical	Pass
6	15839.100	55.62	1.45	74.0	18.38	Peak	321.00	200	Vertical	Pass
6**	15839.100	46.60	1.45	54.0	7.40	AV	321.00	200	Vertical	Pass

11ac20, U-NII-3, 1 GHz to 18 GHz, Low Channel, ANT H

No.	Frequency (MHz)	Results (dBuV/m)	Factor (dB)	Limit (dBuV/m)	Margin (dB)	Detector	Table (Degree)	Height (cm)	Antenna	Verdict
1	1577.700	38.48	-17.45	74.0	35.52	Peak	177.00	200	Horizontal	Pass
1**	1577.700	29.13	-17.45	54.0	24.87	AV	177.00	200	Horizontal	Pass
2	4359.200	50.04	-4.21	74.0	23.96	Peak	251.00	400	Horizontal	Pass
2**	4359.200	40.39	-4.21	54.0	13.61	AV	251.00	400	Horizontal	Pass
3	5743.600	104.37	-2.14	--	--	Peak	89.00	200	Horizontal	N/A
3**	5743.600	96.99	-2.14	--	--	AV	89.00	200	Horizontal	N/A
4	7400.200	50.15	-4.04	74.0	23.85	Peak	0.00	300	Horizontal	Pass
4**	7400.200	40.09	-4.04	54.0	13.91	AV	0.00	300	Horizontal	Pass
5	12276.775	53.23	1.68	74.0	20.77	Peak	197.00	100	Horizontal	Pass
5**	12276.775	43.87	1.68	54.0	10.13	AV	197.00	100	Horizontal	Pass
6	16127.849	55.71	0.93	74.0	18.29	Peak	206.00	100	Horizontal	Pass
6**	16127.849	46.31	0.93	54.0	7.69	AV	206.00	100	Horizontal	Pass

11ac20, U-NII-3, 1 GHz to 18 GHz, Low Channel, ANT V

No.	Frequency (MHz)	Results (dBuV/m)	Factor (dB)	Limit (dBuV/m)	Margin (dB)	Detector	Table (Degree)	Height (cm)	Antenna	Verdict
1	1446.700	38.73	-17.24	74.0	35.27	Peak	136.00	400	Vertical	Pass
1**	1446.700	29.83	-17.24	54.0	24.17	AV	136.00	400	Vertical	Pass
2	4399.800	49.47	-4.86	74.0	24.53	Peak	0.00	100	Vertical	Pass
2**	4399.800	40.19	-4.86	54.0	13.81	AV	0.00	100	Vertical	Pass
3	5747.600	101.65	-2.07	--	--	Peak	226.00	150	Vertical	N/A
3**	5747.600	93.41	-2.07	--	--	AV	226.00	150	Vertical	N/A
4	7350.175	50.01	-3.34	74.0	23.99	Peak	218.00	300	Vertical	Pass
4**	7350.175	40.95	-3.34	54.0	13.05	AV	218.00	300	Vertical	Pass
5	12321.912	53.01	1.42	74.0	20.99	Peak	126.00	150	Vertical	Pass
5**	12321.912	43.98	1.42	54.0	10.02	AV	126.00	150	Vertical	Pass
6	15797.625	55.49	2.26	74.0	18.51	Peak	321.00	100	Vertical	Pass
6**	15797.625	47.53	2.26	54.0	6.47	AV	321.00	100	Vertical	Pass

11ac20, U-NII-3, 1 GHz to 18 GHz, Middle Channel, ANT H

No.	Frequency (MHz)	Results (dBuV/m)	Factor (dB)	Limit (dBuV/m)	Margin (dB)	Detector	Table (Degree)	Height (cm)	Antenna	Verdict
1	1577.300	38.69	-17.44	74.0	35.31	Peak	110.00	200	Horizontal	Pass
1**	1577.300	29.27	-17.44	54.0	24.73	AV	110.00	200	Horizontal	Pass
2	4377.600	51.22	-4.60	74.0	22.78	Peak	151.00	200	Horizontal	Pass
2**	4377.600	40.06	-4.60	54.0	13.94	AV	151.00	200	Horizontal	Pass
3	5786.200	103.05	-2.27	--	--	Peak	91.00	200	Horizontal	N/A
3**	5786.200	96.14	-2.27	--	--	AV	91.00	200	Horizontal	N/A
4	7660.388	49.70	-2.32	74.0	24.30	Peak	159.00	300	Horizontal	Pass
4**	7660.388	39.68	-2.32	54.0	14.32	AV	159.00	300	Horizontal	Pass
5	12270.451	53.34	1.46	74.0	20.66	Peak	285.00	100	Horizontal	Pass
5**	12270.451	43.65	1.46	54.0	10.35	AV	285.00	100	Horizontal	Pass
6	15505.200	55.92	1.29	74.0	18.08	Peak	342.00	300	Horizontal	Pass
6**	15505.200	46.05	1.29	54.0	7.95	AV	342.00	300	Horizontal	Pass

11ac20, U-NII-3, 1 GHz to 18 GHz, Middle Channel, ANT V

No.	Frequency (MHz)	Results (dBuV/m)	Factor (dB)	Limit (dBuV/m)	Margin (dB)	Detector	Table (Degree)	Height (cm)	Antenna	Verdict
1	1509.000	38.60	-17.56	74.0	35.40	Peak	279.00	300	Vertical	Pass
1**	1509.000	29.04	-17.56	54.0	24.96	AV	279.00	300	Vertical	Pass
2	4378.600	49.94	-4.55	74.0	24.06	Peak	177.00	200	Vertical	Pass
2**	4378.600	40.48	-4.55	54.0	13.52	AV	177.00	200	Vertical	Pass
3	5783.400	100.21	-2.00	--	--	Peak	239.00	200	Vertical	N/A
3**	5783.400	92.88	-2.00	--	--	AV	239.00	200	Vertical	N/A
4	7691.725	49.89	-1.94	74.0	24.11	Peak	164.00	400	Vertical	Pass
4**	7691.725	40.60	-1.94	54.0	13.40	AV	164.00	400	Vertical	Pass
5	12350.662	53.27	1.21	74.0	20.73	Peak	342.00	100	Vertical	Pass
5**	12350.662	43.07	1.21	54.0	10.93	AV	342.00	100	Vertical	Pass
6	16190.325	55.99	1.58	74.0	18.01	Peak	88.00	400	Vertical	Pass
6**	16190.325	45.67	1.58	54.0	8.33	AV	88.00	400	Vertical	Pass

11ac20, U-NII-3, 1 GHz to 18 GHz, High Channel, ANT H

No.	Frequency (MHz)	Results (dBuV/m)	Factor (dB)	Limit (dBuV/m)	Margin (dB)	Detector	Table (Degree)	Height (cm)	Antenna	Verdict
1	1481.700	38.78	-17.66	74.0	35.22	Peak	357.00	400	Horizontal	Pass
1**	1481.700	29.80	-17.66	54.0	24.20	AV	357.00	400	Horizontal	Pass
2	4358.400	49.92	-4.22	74.0	24.08	Peak	279.00	400	Horizontal	Pass
2**	4358.400	39.94	-4.22	54.0	14.06	AV	279.00	400	Horizontal	Pass
3	5823.600	102.80	-2.20	--	--	Peak	80.00	200	Horizontal	N/A
3**	5823.600	95.07	-2.20	--	--	AV	80.00	200	Horizontal	N/A
4	7606.338	49.47	-3.11	74.0	24.53	Peak	223.00	200	Horizontal	Pass
4**	7606.338	39.42	-3.11	54.0	14.58	AV	223.00	200	Horizontal	Pass
5	11939.537	53.53	1.69	74.0	20.47	Peak	167.00	100	Horizontal	Pass
5**	11939.537	43.90	1.69	54.0	10.10	AV	167.00	100	Horizontal	Pass
6	16075.350	56.51	1.55	74.0	17.49	Peak	104.00	300	Horizontal	Pass
6**	16075.350	46.40	1.55	54.0	7.60	AV	104.00	300	Horizontal	Pass

11ac20, U-NII-3, 1 GHz to 18 GHz, High Channel, ANT V

No.	Frequency (MHz)	Results (dBuV/m)	Factor (dB)	Limit (dBuV/m)	Margin (dB)	Detector	Table (Degree)	Height (cm)	Antenna	Verdict
1	1581.100	38.40	-17.30	74.0	35.60	Peak	167.00	100	Vertical	Pass
1**	1581.100	29.14	-17.30	54.0	24.86	AV	167.00	100	Vertical	Pass
2	4355.400	49.64	-3.90	74.0	24.36	Peak	11.00	400	Vertical	Pass
2**	4355.400	41.81	-3.90	54.0	12.19	AV	11.00	400	Vertical	Pass
3	5826.800	99.19	-2.32	--	--	Peak	234.00	100	Vertical	N/A
3**	5826.800	91.44	-2.32	--	--	AV	234.00	100	Vertical	N/A
4	7344.138	49.87	-3.28	74.0	24.13	Peak	231.00	200	Vertical	Pass
4**	7344.138	40.97	-3.28	54.0	13.03	AV	231.00	200	Vertical	Pass
5	12332.262	53.19	1.38	74.0	20.81	Peak	114.00	150	Vertical	Pass
5**	12332.262	44.42	1.38	54.0	9.58	AV	114.00	150	Vertical	Pass
6	15843.299	56.41	1.39	74.0	17.59	Peak	0.00	100	Vertical	Pass
6**	15843.299	47.32	1.39	54.0	6.68	AV	0.00	100	Vertical	Pass

11ac40, U-NII-3, 1 GHz to 18 GHz, Low Channel, ANT H

No.	Frequency (MHz)	Results (dBuV/m)	Factor (dB)	Limit (dBuV/m)	Margin (dB)	Detector	Table (Degree)	Height (cm)	Antenna	Verdict
1	1546.200	38.82	-17.36	74.0	35.18	Peak	99.00	100	Horizontal	Pass
1**	1546.200	28.97	-17.36	54.0	25.03	AV	99.00	100	Horizontal	Pass
2	4082.200	49.54	-5.42	74.0	24.46	Peak	277.00	300	Horizontal	Pass
2**	4082.200	39.08	-5.42	54.0	14.92	AV	277.00	300	Horizontal	Pass
3	5743.600	104.59	-2.14	--	--	Peak	94.00	200	Horizontal	N/A
3**	5743.600	96.92	-2.14	--	--	AV	94.00	200	Horizontal	N/A
4	7323.150	49.64	-3.62	74.0	24.36	Peak	253.00	100	Horizontal	Pass
4**	7323.150	40.41	-3.62	54.0	13.59	AV	253.00	100	Horizontal	Pass
5	12325.937	53.88	1.42	74.0	20.12	Peak	129.00	200	Horizontal	Pass
5**	12325.937	44.03	1.42	54.0	9.97	AV	129.00	200	Horizontal	Pass
6	16098.975	55.98	1.23	74.0	18.02	Peak	294.00	400	Horizontal	Pass
6**	16098.975	46.28	1.23	54.0	7.72	AV	294.00	400	Horizontal	Pass

11ac40, U-NII-3, 1 GHz to 18 GHz, Low Channel, ANT V

No.	Frequency (MHz)	Results (dBuV/m)	Factor (dB)	Limit (dBuV/m)	Margin (dB)	Detector	Table (Degree)	Height (cm)	Antenna	Verdict
1	1524.200	38.28	-17.33	74.0	35.72	Peak	71.00	400	Vertical	Pass
1**	1524.200	29.18	-17.33	54.0	24.82	AV	71.00	400	Vertical	Pass
2	4365.800	49.31	-4.26	74.0	24.69	Peak	182.00	400	Vertical	Pass
2**	4365.800	40.08	-4.26	54.0	13.92	AV	182.00	400	Vertical	Pass
3	5748.200	101.02	-1.99	--	--	Peak	246.00	100	Vertical	N/A
3**	5748.200	94.18	-1.99	--	--	AV	246.00	100	Vertical	N/A
4	7311.938	50.71	-2.71	74.0	23.29	Peak	176.00	100	Vertical	Pass
4**	7311.938	40.25	-2.71	54.0	13.75	AV	176.00	100	Vertical	Pass
5	12303.513	53.02	1.41	74.0	20.98	Peak	269.00	150	Vertical	Pass
5**	12303.513	44.14	1.41	54.0	9.86	AV	269.00	150	Vertical	Pass
6	15845.662	55.97	1.36	74.0	18.03	Peak	348.00	300	Vertical	Pass
6**	15845.662	46.43	1.36	54.0	7.57	AV	348.00	300	Vertical	Pass

11ac40, U-NII-3, 1 GHz to 18 GHz, High Channel, ANT H

No.	Frequency (MHz)	Results (dBuV/m)	Factor (dB)	Limit (dBuV/m)	Margin (dB)	Detector	Table (Degree)	Height (cm)	Antenna	Verdict
1	1525.900	39.18	-17.44	74.0	34.82	Peak	192.00	300	Horizontal	Pass
1**	1525.900	29.82	-17.44	54.0	24.18	AV	192.00	300	Horizontal	Pass
2	4346.400	49.62	-4.04	74.0	24.38	Peak	131.00	300	Horizontal	Pass
2**	4346.400	39.94	-4.04	54.0	14.06	AV	131.00	300	Horizontal	Pass
3	5784.000	103.10	-2.08	--	--	Peak	93.00	100	Horizontal	N/A
3**	5784.000	96.55	-2.08	--	--	AV	93.00	100	Horizontal	N/A
4	7741.463	49.85	-3.02	74.0	24.15	Peak	133.00	200	Horizontal	Pass
4**	7741.463	39.60	-3.02	54.0	14.40	AV	133.00	200	Horizontal	Pass
5	12308.688	53.28	1.37	74.0	20.72	Peak	345.00	100	Horizontal	Pass
5**	12308.688	43.78	1.37	54.0	10.22	AV	345.00	100	Horizontal	Pass
6	15806.550	55.94	2.24	74.0	18.06	Peak	178.00	200	Horizontal	Pass
6**	15806.550	46.53	2.24	54.0	7.47	AV	178.00	200	Horizontal	Pass

11ac40, U-NII-3, 1 GHz to 18 GHz, High Channel, ANT V

No.	Frequency (MHz)	Results (dBuV/m)	Factor (dB)	Limit (dBuV/m)	Margin (dB)	Detector	Table (Degree)	Height (cm)	Antenna	Verdict
1	1517.300	38.65	-17.50	74.0	35.35	Peak	274.00	200	Vertical	Pass
1**	1517.300	29.94	-17.50	54.0	24.06	AV	274.00	200	Vertical	Pass
2	4082.800	49.50	-5.46	74.0	24.50	Peak	7.00	100	Vertical	Pass
2**	4082.800	39.45	-5.46	54.0	14.55	AV	7.00	100	Vertical	Pass
3	5784.000	99.91	-2.08	--	--	Peak	245.00	150	Vertical	N/A
3**	5784.000	92.93	-2.08	--	--	AV	245.00	150	Vertical	N/A
4	7332.638	49.77	-3.76	74.0	24.23	Peak	268.00	200	Vertical	Pass
4**	7332.638	40.27	-3.76	54.0	13.73	AV	268.00	200	Vertical	Pass
5	12416.213	53.51	1.41	74.0	20.49	Peak	121.00	200	Vertical	Pass
5**	12416.213	43.36	1.41	54.0	10.64	AV	121.00	200	Vertical	Pass
6	15864.037	55.79	0.84	74.0	18.21	Peak	185.00	100	Vertical	Pass
6**	15864.037	46.85	0.84	54.0	7.15	AV	185.00	100	Vertical	Pass

11ac80, U-NII-3, 1 GHz to 18 GHz, Middle Channel, ANT H

No.	Frequency (MHz)	Results (dBuV/m)	Factor (dB)	Limit (dBuV/m)	Margin (dB)	Detector	Table (Degree)	Height (cm)	Antenna	Verdict
1	1544.200	38.90	-17.30	74.0	35.10	Peak	208.00	400	Horizontal	Pass
1**	1544.200	29.50	-17.30	54.0	24.50	AV	208.00	400	Horizontal	Pass
2	4366.000	49.66	-4.25	74.0	24.34	Peak	351.00	100	Horizontal	Pass
2**	4366.000	40.83	-4.25	54.0	13.17	AV	351.00	100	Horizontal	Pass
3	5746.400	103.89	-2.21	--	--	Peak	103.00	200	Horizontal	N/A
3**	5746.400	96.31	-2.21	--	--	AV	103.00	200	Horizontal	N/A
4	7572.412	49.89	-3.00	74.0	24.11	Peak	184.00	400	Horizontal	Pass
4**	7572.412	39.97	-3.00	54.0	14.03	AV	184.00	400	Horizontal	Pass
5	11922.862	53.63	1.51	74.0	20.37	Peak	248.00	150	Horizontal	Pass
5**	11922.862	43.84	1.51	54.0	10.16	AV	248.00	150	Horizontal	Pass
6	15803.400	56.21	2.29	74.0	17.79	Peak	325.00	100	Horizontal	Pass
6**	15803.400	47.01	2.29	54.0	6.99	AV	325.00	100	Horizontal	Pass

11ac80, U-NII-3, 1 GHz to 18 GHz, Middle Channel, ANT V

No.	Frequency (MHz)	Results (dBuV/m)	Factor (dB)	Limit (dBuV/m)	Margin (dB)	Detector	Table (Degree)	Height (cm)	Antenna	Verdict
1	1549.200	38.19	-17.50	74.0	35.81	Peak	0.00	200	Vertical	Pass
1**	1549.200	29.67	-17.50	54.0	24.33	AV	0.00	200	Vertical	Pass
2	4371.000	49.72	-4.21	74.0	24.28	Peak	78.00	400	Vertical	Pass
2**	4371.000	40.40	-4.21	54.0	13.60	AV	78.00	400	Vertical	Pass
3	5743.800	100.97	-2.16	--	--	Peak	260.00	100	Vertical	N/A
3**	5743.800	93.07	-2.16	--	--	AV	260.00	100	Vertical	N/A
4	7347.300	50.77	-3.25	74.0	23.23	Peak	66.00	100	Vertical	Pass
4**	7347.300	40.55	-3.25	54.0	13.45	AV	66.00	100	Vertical	Pass
5	12329.388	52.83	1.42	74.0	21.17	Peak	84.00	150	Vertical	Pass
5**	12329.388	43.93	1.42	54.0	10.07	AV	84.00	150	Vertical	Pass
6	16103.437	55.59	1.05	74.0	18.41	Peak	166.00	300	Vertical	Pass
6**	16103.437	46.26	1.05	54.0	7.74	AV	166.00	300	Vertical	Pass

11a, U-NII-2C&U-NII-3,1 GHz to 18 GHz, 144 Channel, ANT H

No.	Frequency (MHz)	Results (dBuV/m)	Factor (dB)	Limit (dBuV/m)	Margin (dB)	Detector	Table (Degree)	Height (cm)	Antenna	Verdict
1	1505.600	38.59	-17.49	74.0	35.41	Peak	25.00	300	Horizontal	Pass
1**	1505.600	30.66	-17.49	54.0	23.34	AV	25.00	300	Horizontal	Pass
2	4352.600	49.39	-3.64	74.0	24.61	Peak	148.00	100	Horizontal	Pass
2**	4352.600	40.10	-3.64	54.0	13.90	AV	148.00	100	Horizontal	Pass
3	5721.000	108.95	-1.67	--	--	Peak	99.00	150	Horizontal	N/A
3**	5721.000	101.18	-1.67	--	--	AV	99.00	150	Horizontal	N/A
4	7312.513	50.10	-2.77	74.0	23.90	Peak	344.00	300	Horizontal	Pass
4**	7312.513	42.76	-2.77	54.0	11.24	AV	344.00	300	Horizontal	Pass
5	12275.625	53.12	1.64	74.0	20.88	Peak	128.00	200	Horizontal	Pass
5**	12275.625	43.13	1.64	54.0	10.87	AV	128.00	200	Horizontal	Pass
6	16174.312	55.63	1.30	74.0	18.37	Peak	100.00	300	Horizontal	Pass
6**	16174.312	46.49	1.30	54.0	7.51	AV	100.00	300	Horizontal	Pass

11a, U-NII-2C&U-NII-3, 1 GHz to 18 GHz, 144 Channel, ANT V

No.	Frequency (MHz)	Results (dBuV/m)	Factor (dB)	Limit (dBuV/m)	Margin (dB)	Detector	Table (Degree)	Height (cm)	Antenna	Verdict
1	1548.500	38.28	-17.47	74.0	35.72	Peak	324.00	300	Vertical	Pass
1**	1548.500	28.90	-17.47	54.0	25.10	AV	324.00	300	Vertical	Pass
2	4364.200	49.40	-4.41	74.0	24.60	Peak	264.00	400	Vertical	Pass
2**	4364.200	40.12	-4.41	54.0	13.88	AV	264.00	400	Vertical	Pass
3	5719.000	101.74	-1.52	--	--	Peak	115.00	100	Vertical	N/A
3**	5719.000	94.70	-1.52	--	--	AV	115.00	100	Vertical	N/A
4	7345.575	50.31	-3.36	74.0	23.69	Peak	255.00	200	Vertical	Pass
4**	7345.575	40.48	-3.36	54.0	13.52	AV	255.00	200	Vertical	Pass
5	12411.037	53.55	1.44	74.0	20.45	Peak	200.00	150	Vertical	Pass
5**	12411.037	43.50	1.44	54.0	10.50	AV	200.00	150	Vertical	Pass
6	15799.725	56.17	2.33	74.0	17.83	Peak	0.00	300	Vertical	Pass
6**	15799.725	47.02	2.33	54.0	6.98	AV	0.00	300	Vertical	Pass

11n20, U-NII-2C&U-NII-3,1 GHz to 18 GHz, 144 Channel, ANT H

No.	Frequency (MHz)	Results (dBuV/m)	Factor (dB)	Limit (dBuV/m)	Margin (dB)	Detector	Table (Degree)	Height (cm)	Antenna	Verdict
1	1543.000	39.27	-17.32	74.0	34.73	Peak	220.00	400	Horizontal	Pass
1**	1543.000	28.61	-17.32	54.0	25.39	AV	220.00	400	Horizontal	Pass
2	4212.200	49.74	-4.99	74.0	24.26	Peak	225.00	300	Horizontal	Pass
2**	4212.200	40.33	-4.99	54.0	13.67	AV	225.00	300	Horizontal	Pass
3	5718.400	107.10	-1.48	--	--	Peak	105.00	150	Horizontal	N/A
3**	5718.400	99.84	-1.48	--	--	AV	105.00	150	Horizontal	N/A
4	7677.350	49.70	-2.44	74.0	24.30	Peak	57.00	100	Horizontal	Pass
4**	7677.350	41.11	-2.44	54.0	12.89	AV	57.00	100	Horizontal	Pass
5	12615.162	53.31	1.87	74.0	20.69	Peak	39.00	100	Horizontal	Pass
5**	12615.162	43.62	1.87	54.0	10.38	AV	39.00	100	Horizontal	Pass
6	16136.776	56.01	1.05	74.0	17.99	Peak	202.00	400	Horizontal	Pass
6**	16136.776	47.26	1.05	54.0	6.74	AV	202.00	400	Horizontal	Pass

11n20, U-NII-2C&U-NII-3, 1 GHz to 18 GHz, 144 Channel, ANT V

No.	Frequency (MHz)	Results (dBuV/m)	Factor (dB)	Limit (dBuV/m)	Margin (dB)	Detector	Table (Degree)	Height (cm)	Antenna	Verdict
1	1473.300	38.78	-17.68	74.0	35.22	Peak	94.00	400	Vertical	Pass
1**	1473.300	28.71	-17.68	54.0	25.29	AV	94.00	400	Vertical	Pass
2	4366.000	50.08	-4.25	74.0	23.92	Peak	286.00	100	Vertical	Pass
2**	4366.000	40.50	-4.25	54.0	13.50	AV	286.00	100	Vertical	Pass
3	5721.800	103.91	-1.63	--	--	Peak	251.00	150	Vertical	N/A
3**	5721.800	97.06	-1.63	--	--	AV	251.00	150	Vertical	N/A
4	7343.563	50.15	-3.31	74.0	23.85	Peak	110.00	200	Vertical	Pass
4**	7343.563	40.87	-3.31	54.0	13.13	AV	110.00	200	Vertical	Pass
5	12318.463	53.43	1.42	74.0	20.57	Peak	324.00	150	Vertical	Pass
5**	12318.463	44.30	1.42	54.0	9.70	AV	324.00	150	Vertical	Pass
6	15810.487	56.27	2.15	74.0	17.73	Peak	341.00	400	Vertical	Pass
6**	15810.487	47.13	2.15	54.0	6.87	AV	341.00	400	Vertical	Pass

11n40, U-NII-2C&U-NII-3,1 GHz to 18 GHz, 142 Channel, ANT H

No.	Frequency (MHz)	Results (dBuV/m)	Factor (dB)	Limit (dBuV/m)	Margin (dB)	Detector	Table (Degree)	Height (cm)	Antenna	Verdict
1	1444.400	39.00	-17.28	74.0	35.00	Peak	257.00	100	Horizontal	Pass
1**	1444.400	29.57	-17.28	54.0	24.43	AV	257.00	100	Horizontal	Pass
2	4385.000	49.49	-4.66	74.0	24.51	Peak	290.00	300	Horizontal	Pass
2**	4385.000	41.69	-4.66	54.0	12.31	AV	290.00	300	Horizontal	Pass
3	5698.400	108.35	-1.50	--	--	Peak	92.00	100	Horizontal	N/A
3**	5698.400	100.56	-1.50	--	--	AV	92.00	100	Horizontal	N/A
4	7317.975	49.57	-3.28	74.0	24.43	Peak	269.00	200	Horizontal	Pass
4**	7317.975	40.38	-3.28	54.0	13.62	AV	269.00	200	Horizontal	Pass
5	12283.388	53.07	1.78	74.0	20.93	Peak	344.00	200	Horizontal	Pass
5**	12283.388	44.81	1.78	54.0	9.19	AV	344.00	200	Horizontal	Pass
6	16184.025	55.91	1.52	74.0	18.09	Peak	0.00	200	Horizontal	Pass
6**	16184.025	46.07	1.52	54.0	7.93	AV	0.00	200	Horizontal	Pass

11n40, U-NII-2C&U-NII-3, 1 GHz to 18 GHz, 142 Channel, ANT V

No.	Frequency (MHz)	Results (dBuV/m)	Factor (dB)	Limit (dBuV/m)	Margin (dB)	Detector	Table (Degree)	Height (cm)	Antenna	Verdict
1	1490.700	38.49	-17.58	74.0	35.51	Peak	290.00	100	Vertical	Pass
1**	1490.700	28.96	-17.58	54.0	25.04	AV	290.00	100	Vertical	Pass
2	4367.200	49.72	-4.23	74.0	24.28	Peak	348.00	100	Vertical	Pass
2**	4367.200	40.60	-4.23	54.0	13.40	AV	348.00	100	Vertical	Pass
3	5698.400	104.54	-1.50	--	--	Peak	249.00	150	Vertical	N/A
3**	5698.400	98.02	-1.50	--	--	AV	249.00	150	Vertical	N/A
4	7339.825	50.45	-3.39	74.0	23.55	Peak	311.00	100	Vertical	Pass
4**	7339.825	41.66	-3.39	54.0	12.34	AV	311.00	100	Vertical	Pass
5	12405.576	53.09	1.48	74.0	20.91	Peak	311.00	100	Vertical	Pass
5**	12405.576	43.89	1.48	54.0	10.11	AV	311.00	100	Vertical	Pass
6	15674.250	55.98	1.52	74.0	18.02	Peak	198.00	300	Vertical	Pass
6**	15674.250	46.46	1.52	54.0	7.54	AV	198.00	300	Vertical	Pass

11ac20, U-NII-2C&U-NII-3,1 GHz to 18 GHz, 144 Channel, ANT H

No.	Frequency (MHz)	Results (dBuV/m)	Factor (dB)	Limit (dBuV/m)	Margin (dB)	Detector	Table (Degree)	Height (cm)	Antenna	Verdict
1	1529.200	38.17	-17.45	74.0	35.83	Peak	225.00	200	Horizontal	Pass
1**	1529.200	29.90	-17.45	54.0	24.10	AV	225.00	200	Horizontal	Pass
2	4379.000	49.72	-4.53	74.0	24.28	Peak	311.00	200	Horizontal	Pass
2**	4379.000	40.45	-4.53	54.0	13.55	AV	311.00	200	Horizontal	Pass
3	5722.000	105.10	-1.62	--	--	Peak	97.00	200	Horizontal	N/A
3**	5722.000	97.94	-1.62	--	--	AV	97.00	200	Horizontal	N/A
4	7613.813	50.77	-2.77	74.0	23.23	Peak	0.00	200	Horizontal	Pass
4**	7613.813	39.80	-2.77	54.0	14.20	AV	0.00	200	Horizontal	Pass
5	12287.988	52.97	1.71	74.0	21.03	Peak	84.00	100	Horizontal	Pass
5**	12287.988	44.06	1.71	54.0	9.94	AV	84.00	100	Horizontal	Pass
6	15789.487	56.07	1.99	74.0	17.93	Peak	181.00	100	Horizontal	Pass
6**	15789.487	46.56	1.99	54.0	7.44	AV	181.00	100	Horizontal	Pass

11ac20, U-NII-2C&U-NII-3, 1 GHz to 18 GHz, 144 Channel, ANT V

No.	Frequency (MHz)	Results (dBuV/m)	Factor (dB)	Limit (dBuV/m)	Margin (dB)	Detector	Table (Degree)	Height (cm)	Antenna	Verdict
1	1600.800	38.45	-17.77	74.0	35.55	Peak	334.00	300	Vertical	Pass
1**	1600.800	29.10	-17.77	54.0	24.90	AV	334.00	300	Vertical	Pass
2	4302.000	49.26	-5.29	74.0	24.74	Peak	360.00	200	Vertical	Pass
2**	4302.000	39.21	-5.29	54.0	14.79	AV	360.00	200	Vertical	Pass
3	5717.200	101.49	-1.63	--	--	Peak	254.00	100	Vertical	N/A
3**	5717.200	94.18	-1.63	--	--	AV	254.00	100	Vertical	N/A
4	7349.600	50.38	-3.28	74.0	23.62	Peak	56.00	200	Vertical	Pass
4**	7349.600	40.80	-3.28	54.0	13.20	AV	56.00	200	Vertical	Pass
5	12327.950	53.17	1.42	74.0	20.83	Peak	147.00	150	Vertical	Pass
5**	12327.950	43.43	1.42	54.0	10.57	AV	147.00	150	Vertical	Pass
6	16027.837	55.39	0.69	74.0	18.61	Peak	239.00	100	Vertical	Pass
6**	16027.837	46.41	0.69	54.0	7.59	AV	239.00	100	Vertical	Pass

11ac40, U-NII-2C&U-NII-3,1 GHz to 18 GHz, 142 Channel, ANT H

No.	Frequency (MHz)	Results (dBuV/m)	Factor (dB)	Limit (dBuV/m)	Margin (dB)	Detector	Table (Degree)	Height (cm)	Antenna	Verdict
1	1481.900	38.92	-17.67	74.0	35.08	Peak	272.00	400	Horizontal	Pass
1**	1481.900	28.67	-17.67	54.0	25.33	AV	272.00	400	Horizontal	Pass
2	4351.400	49.71	-3.64	74.0	24.29	Peak	252.00	100	Horizontal	Pass
2**	4351.400	40.43	-3.64	54.0	13.57	AV	252.00	100	Horizontal	Pass
3	5698.600	104.83	-1.49	--	--	Peak	99.00	200	Horizontal	N/A
3**	5698.600	96.76	-1.49	--	--	AV	99.00	200	Horizontal	N/A
4	7677.925	49.37	-2.48	74.0	24.63	Peak	262.00	100	Horizontal	Pass
4**	7677.925	40.63	-2.48	54.0	13.37	AV	262.00	100	Horizontal	Pass
5	12274.187	53.21	1.59	74.0	20.79	Peak	221.00	100	Horizontal	Pass
5**	12274.187	43.93	1.59	54.0	10.07	AV	221.00	100	Horizontal	Pass
6	15850.387	56.22	1.32	74.0	17.78	Peak	290.00	400	Horizontal	Pass
6**	15850.387	46.55	1.32	54.0	7.45	AV	290.00	400	Horizontal	Pass

11ac40, U-NII-2C&U-NII-3, 1 GHz to 18 GHz, 142 Channel, ANT V

No.	Frequency (MHz)	Results (dBuV/m)	Factor (dB)	Limit (dBuV/m)	Margin (dB)	Detector	Table (Degree)	Height (cm)	Antenna	Verdict
1	1582.800	39.17	-17.41	74.0	34.83	Peak	257.00	200	Vertical	Pass
1**	1582.800	29.18	-17.41	54.0	24.82	AV	257.00	200	Vertical	Pass
2	4350.600	50.67	-3.69	74.0	23.33	Peak	273.00	300	Vertical	Pass
2**	4350.600	40.32	-3.69	54.0	13.68	AV	273.00	300	Vertical	Pass
3	5702.400	101.60	-1.44	--	--	Peak	250.00	150	Vertical	N/A
3**	5702.400	94.23	-1.44	--	--	AV	250.00	150	Vertical	N/A
4	7342.125	49.30	-3.42	74.0	24.70	Peak	58.00	400	Vertical	Pass
4**	7342.125	40.96	-3.42	54.0	13.04	AV	58.00	400	Vertical	Pass
5	12275.049	52.97	1.62	74.0	21.03	Peak	129.00	200	Vertical	Pass
5**	12275.049	44.63	1.62	54.0	9.37	AV	129.00	200	Vertical	Pass
6	15779.250	55.74	1.50	74.0	18.26	Peak	214.00	300	Vertical	Pass
6**	15779.250	45.90	1.50	54.0	8.10	AV	214.00	300	Vertical	Pass

11ac80, U-NII-2C&U-NII-3,1 GHz to 18 GHz, 138 Channel, ANT H

No.	Frequency (MHz)	Results (dBuV/m)	Factor (dB)	Limit (dBuV/m)	Margin (dB)	Detector	Table (Degree)	Height (cm)	Antenna	Verdict
1	1576.900	38.70	-17.44	74.0	35.30	Peak	360.00	100	Horizontal	Pass
1**	1576.900	29.91	-17.44	54.0	24.09	AV	360.00	100	Horizontal	Pass
2	4125.800	49.29	-5.16	74.0	24.71	Peak	118.00	400	Horizontal	Pass
2**	4125.800	39.80	-5.16	54.0	14.20	AV	118.00	400	Horizontal	Pass
3	5657.800	105.27	-2.26	--	--	Peak	104.00	100	Horizontal	N/A
3**	5657.800	97.27	-2.26	--	--	AV	104.00	100	Horizontal	N/A
4	7687.700	49.72	-2.19	74.0	24.28	Peak	170.00	400	Horizontal	Pass
4**	7687.700	41.06	-2.19	54.0	12.94	AV	170.00	400	Horizontal	Pass
5	12043.325	53.55	0.89	74.0	20.45	Peak	83.00	200	Horizontal	Pass
5**	12043.325	43.08	0.89	54.0	10.92	AV	83.00	200	Horizontal	Pass
6	15813.900	55.71	2.08	74.0	18.29	Peak	357.00	300	Horizontal	Pass
6**	15813.900	46.34	2.08	54.0	7.66	AV	357.00	300	Horizontal	Pass

11ac80, U-NII-2C&U-NII-3, 1 GHz to 18 GHz, 138 Channel, ANT V

No.	Frequency (MHz)	Results (dBuV/m)	Factor (dB)	Limit (dBuV/m)	Margin (dB)	Detector	Table (Degree)	Height (cm)	Antenna	Verdict
1	1523.400	38.30	-17.34	74.0	35.70	Peak	288.00	200	Vertical	Pass
1**	1523.400	28.78	-17.34	54.0	25.22	AV	288.00	200	Vertical	Pass
2	4379.200	49.48	-4.52	74.0	24.52	Peak	54.00	400	Vertical	Pass
2**	4379.200	40.48	-4.52	54.0	13.52	AV	54.00	400	Vertical	Pass
3	5661.200	100.43	-2.16	--	--	Peak	247.00	200	Vertical	N/A
3**	5661.200	93.46	-2.16	--	--	AV	247.00	200	Vertical	N/A
4	7343.563	49.74	-3.31	74.0	24.26	Peak	75.00	100	Vertical	Pass
4**	7343.563	41.06	-3.31	54.0	12.94	AV	75.00	100	Vertical	Pass
5	12296.612	53.14	1.54	74.0	20.86	Peak	144.00	150	Vertical	Pass
5**	12296.612	43.71	1.54	54.0	10.29	AV	144.00	150	Vertical	Pass
6	15786.338	55.90	1.86	74.0	18.10	Peak	189.00	100	Vertical	Pass
6**	15786.338	46.55	1.86	54.0	7.45	AV	189.00	100	Vertical	Pass

A.6.2 Band Edge (Restricted-band)

Test Band	Mode	Channel	Verdict
U-NII-1	802.11a	Low	Pass
		High	Pass
	802.11n(HT20)	Low	Pass
		High	Pass
	802.11n(HT40)	Low	Pass
		High	Pass
	802.11ac(VHT20)	Low	Pass
		High	Pass
	802.11ac(VHT40)	Low	Pass
		High	Pass
	802.11ac(VHT80)	Middle	Pass
U-NII-2A	802.11a	Low	Pass
		High	Pass
	802.11n(HT20)	Low	Pass
		High	Pass
	802.11n(HT40)	Low	Pass
		High	Pass
	802.11ac(VHT20)	Low	Pass
		High	Pass
	802.11ac(VHT40)	Low	Pass
		High	Pass
	802.11ac(VHT80)	Middle	Pass
U-NII-2C	802.11a	Low	Pass
		High	Pass
	802.11n(HT20)	Low	Pass
		High	Pass
	802.11n(HT40)	Low	Pass
		High	Pass
	802.11ac(VHT20)	Low	Pass
		High	Pass
	802.11ac(VHT40)	Low	Pass
		High	Pass
	802.11ac(VHT80)	Low	Pass
		High	Pass
U-NII-3	802.11a	Low	Pass
		High	Pass
	802.11n(HT20)	Low	Pass
		High	Pass
	802.11n(HT40)	Low	Pass
		High	Pass

	802.11ac(VHT20)	Low	Pass
		High	Pass
	802.11ac(VHT40)	Low	Pass
		High	Pass
	802.11ac(VHT80)	Middle	Pass

Test Band	Mode	Channel	Verdict
U-NII-2C & U-NII-3	802.11a	144	Pass
	802.11n(HT20)	144	Pass
	802.11n(HT40)	142	Pass
	802.11ac(VHT20)	144	Pass
	802.11ac(VHT40)	142	Pass
	802.11ac(VHT80)	138	Pass

Test Data and Plots

U-NII-1 11a Low Channel

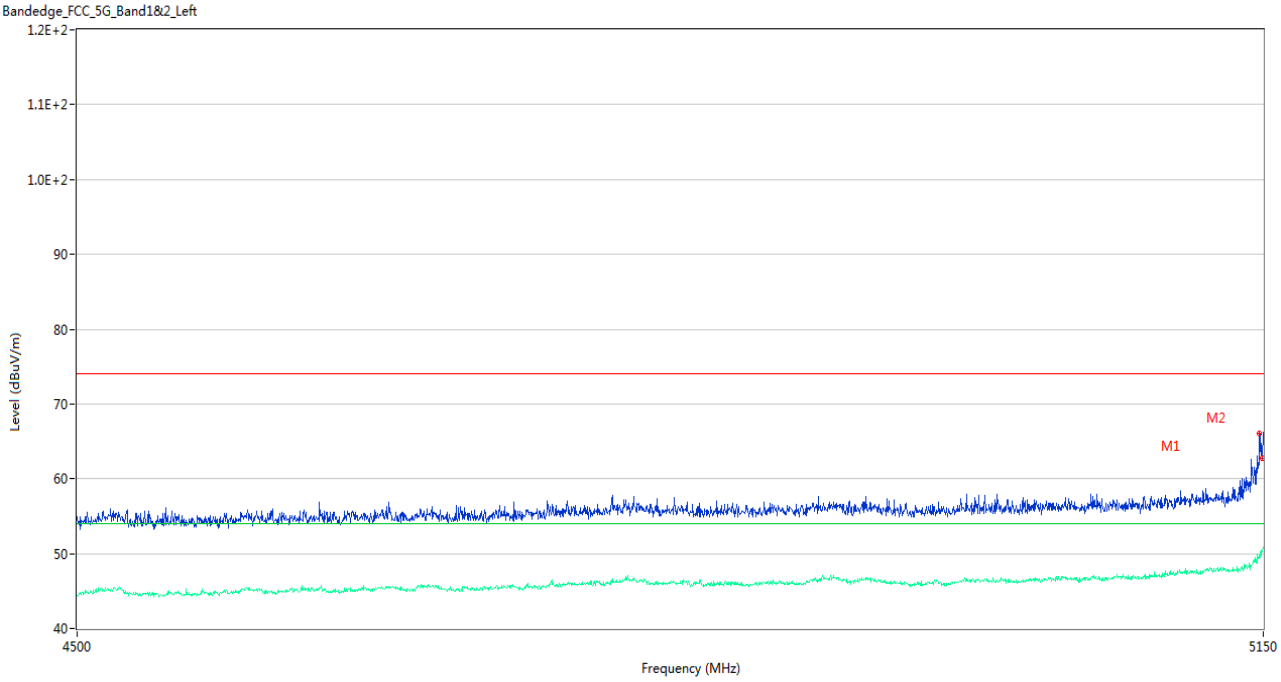

No.	Frequency (MHz)	Results (dBuV/m)	Factor (dB)	Limit (dBuV/m)	Margin (dB)	Detector	Table (Degree)	Height (cm)	Antenna	Verdict
1	5147.725	66.00	3.53	74.0	8.00	Peak	200.00	100	Horizontal	Pass
1**	5147.725	49.53	3.53	54.0	4.47	AV	200.00	100	Horizontal	Pass
2	5149.675	62.70	3.43	74.0	11.30	Peak	218.00	150	Horizontal	Pass
2**	5149.675	50.17	3.43	54.0	3.83	AV	218.00	150	Horizontal	Pass

U-NII-1 11a High Channel

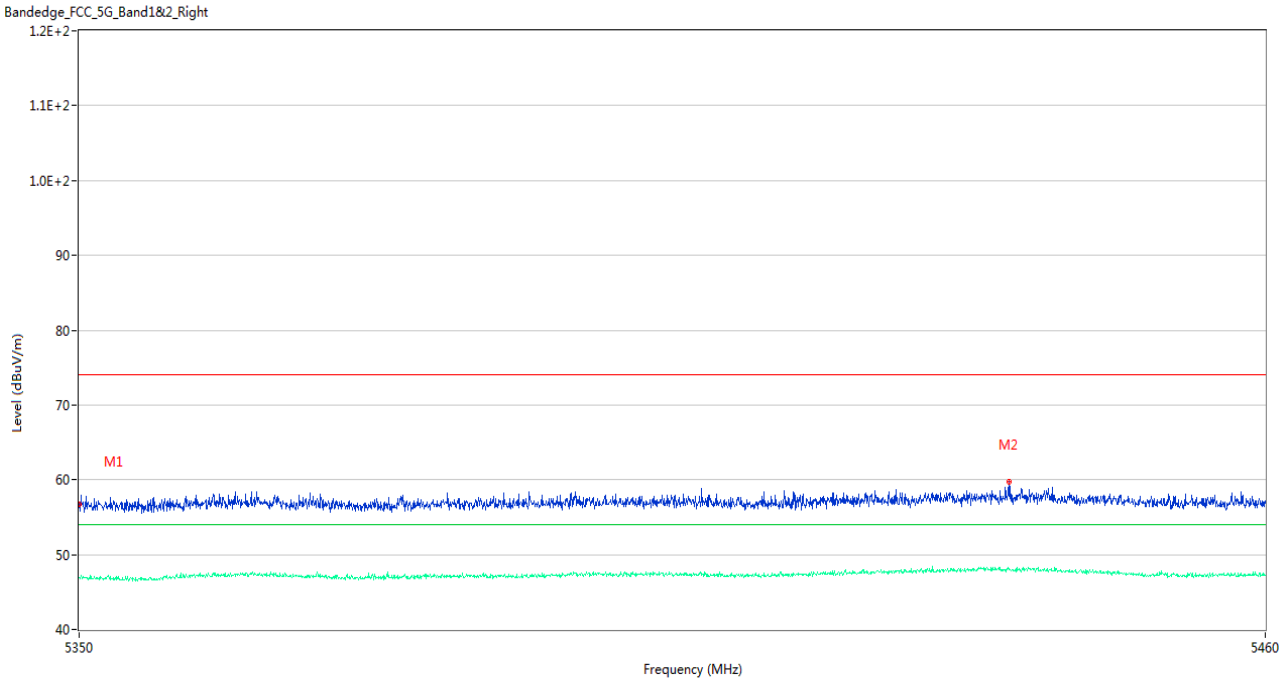

No.	Frequency (MHz)	Results (dBuV/m)	Factor (dB)	Limit (dBuV/m)	Margin (dB)	Detector	Table (Degree)	Height (cm)	Antenna	Verdict
1	5350.000	56.72	3.26	74.0	17.28	Peak	221.00	150	Horizontal	Pass
1**	5350.000	47.00	3.26	54.0	7.00	AV	221.00	150	Horizontal	Pass
2	5436.020	59.74	4.35	74.0	14.26	Peak	62.00	200	Horizontal	Pass
2**	5436.020	48.01	4.35	54.0	5.99	AV	62.00	200	Horizontal	Pass

U-NII-1 11n20 Low Channel

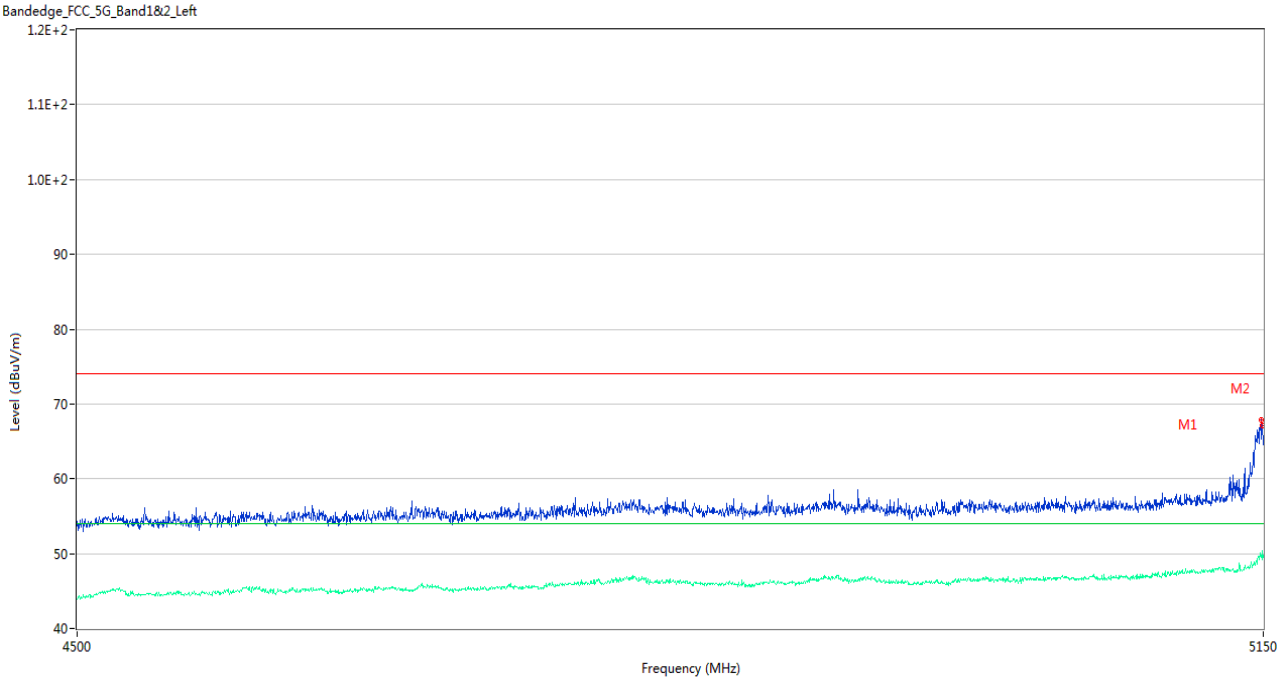

No.	Frequency (MHz)	Results (dBuV/m)	Factor (dB)	Limit (dBuV/m)	Margin (dB)	Detector	Table (Degree)	Height (cm)	Antenna	Verdict
1	5148.700	67.85	3.49	74.0	6.15	Peak	197.00	200	Horizontal	Pass
1**	5148.700	49.70	3.49	54.0	4.30	AV	197.00	200	Horizontal	Pass
2	5149.675	67.14	3.43	74.0	6.86	Peak	199.00	150	Horizontal	Pass
2**	5149.675	50.41	3.43	54.0	3.59	AV	199.00	150	Horizontal	Pass

U-NII-1 11n20 High Channel

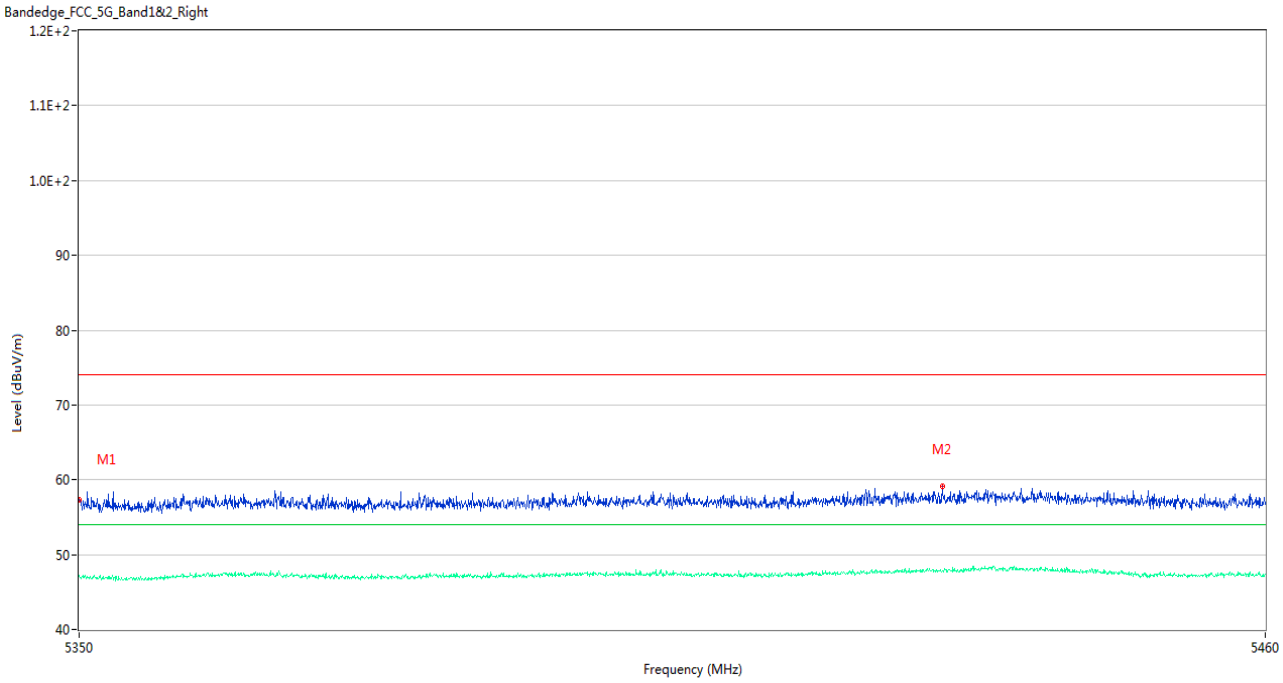

No.	Frequency (MHz)	Results (dBuV/m)	Factor (dB)	Limit (dBuV/m)	Margin (dB)	Detector	Table (Degree)	Height (cm)	Antenna	Verdict
1	5350.000	57.33	3.26	74.0	16.67	Peak	184.00	200	Horizontal	Pass
1**	5350.000	47.24	3.26	54.0	6.76	AV	184.00	200	Horizontal	Pass
2	5429.805	59.09	4.11	74.0	14.91	Peak	138.00	150	Horizontal	Pass
2**	5429.805	47.81	4.11	54.0	6.19	AV	138.00	150	Horizontal	Pass

U-NII-1 11n40 Low Channel

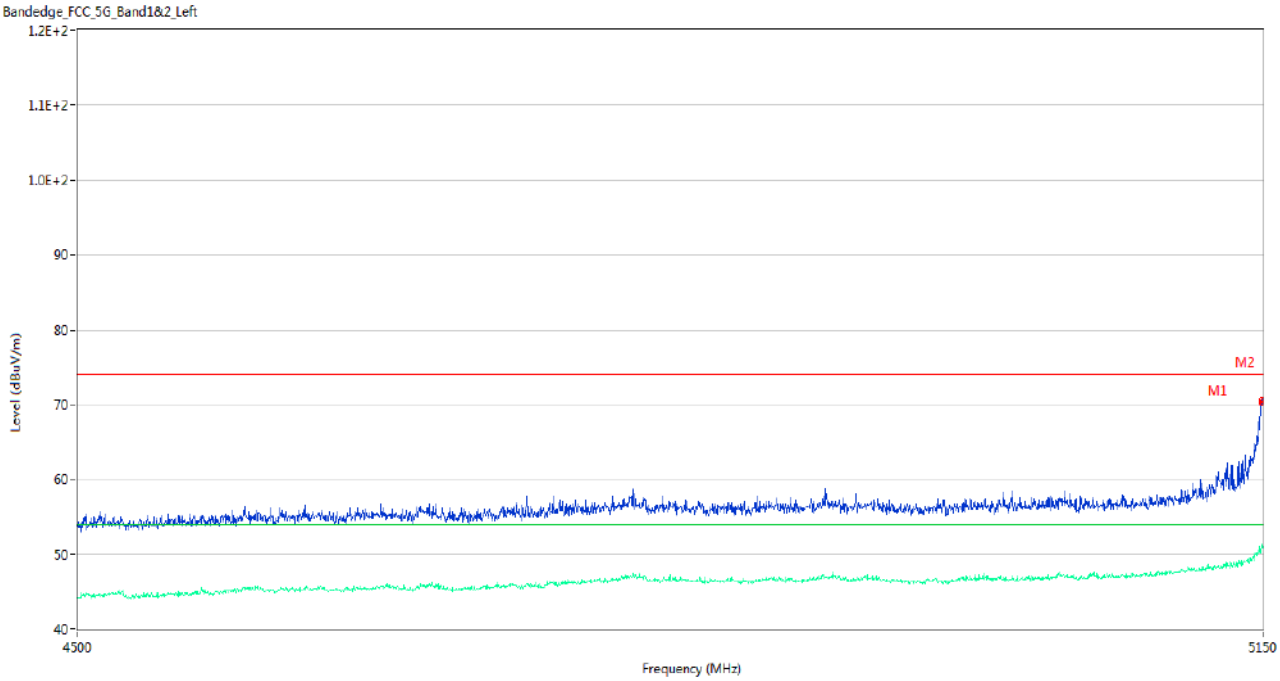

No.	Frequency (MHz)	Results (dBuV/m)	Factor (dB)	Limit (dBuV/m)	Margin (dB)	Detector	Table (Degree)	Height (cm)	Antenna	Verdict
1	5149.350	70.53	3.45	74.0	3.47	Peak	206.00	100	Horizontal	Pass
1**	5149.350	50.94	3.45	54.0	3.06	AV	206.00	100	Horizontal	Pass
2	5149.675	70.07	3.43	74.0	3.93	Peak	215.00	200	Horizontal	Pass
2**	5149.675	50.93	3.43	54.0	3.07	AV	215.00	200	Horizontal	Pass

U-NII-1 11n40 High Channel

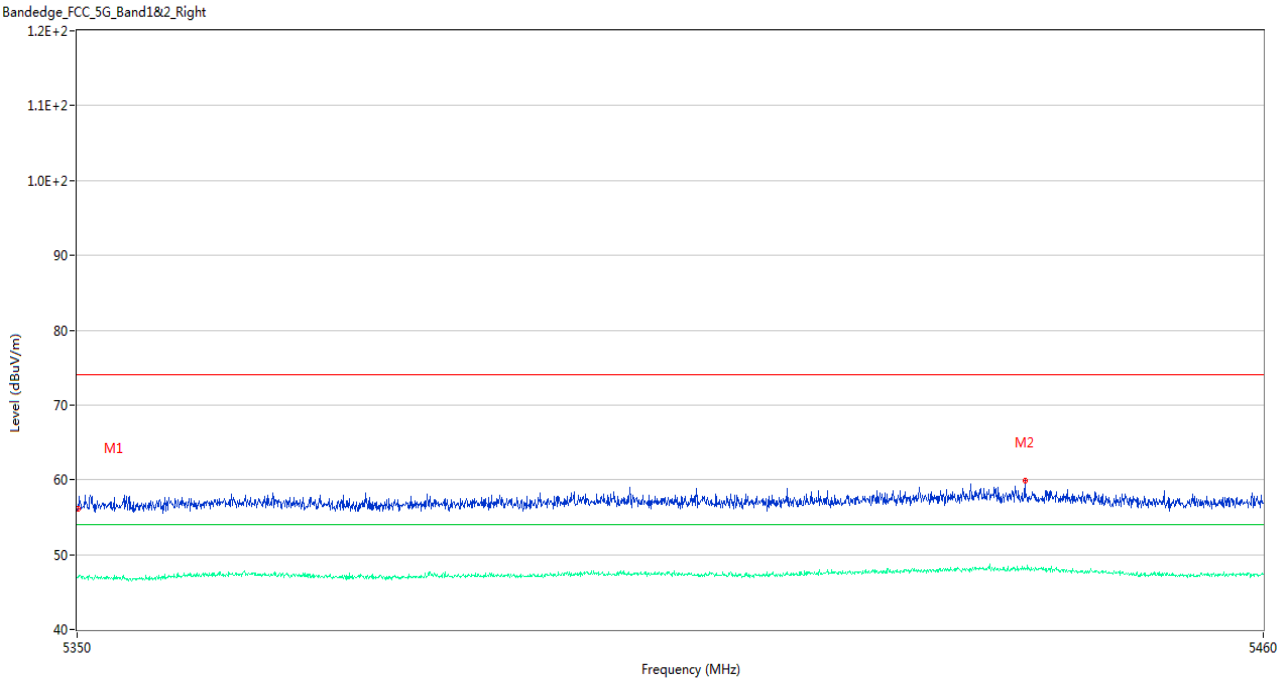

No.	Frequency (MHz)	Results (dBuV/m)	Factor (dB)	Limit (dBuV/m)	Margin (dB)	Detector	Table (Degree)	Height (cm)	Antenna	Verdict
1	5350.055	56.08	3.25	74.0	17.92	Peak	291.00	200	Horizontal	Pass
1**	5350.055	46.86	3.25	54.0	7.14	AV	291.00	200	Horizontal	Pass
2	5437.725	59.95	4.44	74.0	14.05	Peak	191.00	100	Horizontal	Pass
2**	5437.725	47.99	4.44	54.0	6.01	AV	191.00	100	Horizontal	Pass

U-NII-1 11ac20 Low Channel

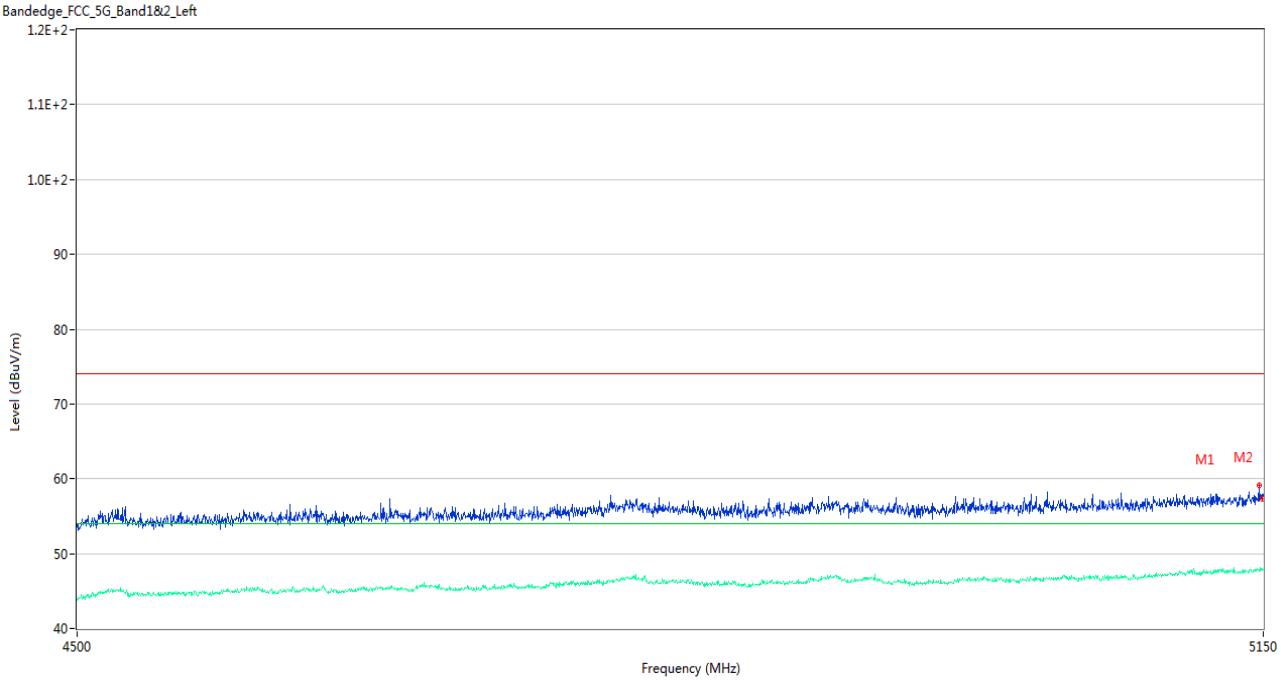

No.	Frequency (MHz)	Results (dBuV/m)	Factor (dB)	Limit (dBuV/m)	Margin (dB)	Detector	Table (Degree)	Height (cm)	Antenna	Verdict
1	5147.400	59.17	3.55	74.0	14.83	Peak	74.00	100	Horizontal	Pass
1**	5147.400	47.67	3.55	54.0	6.33	AV	74.00	100	Horizontal	Pass
2	5149.675	57.36	3.43	74.0	16.64	Peak	349.00	200	Horizontal	Pass
2**	5149.675	47.76	3.43	54.0	6.24	AV	349.00	200	Horizontal	Pass

U-NII-1 11ac20 High Channel

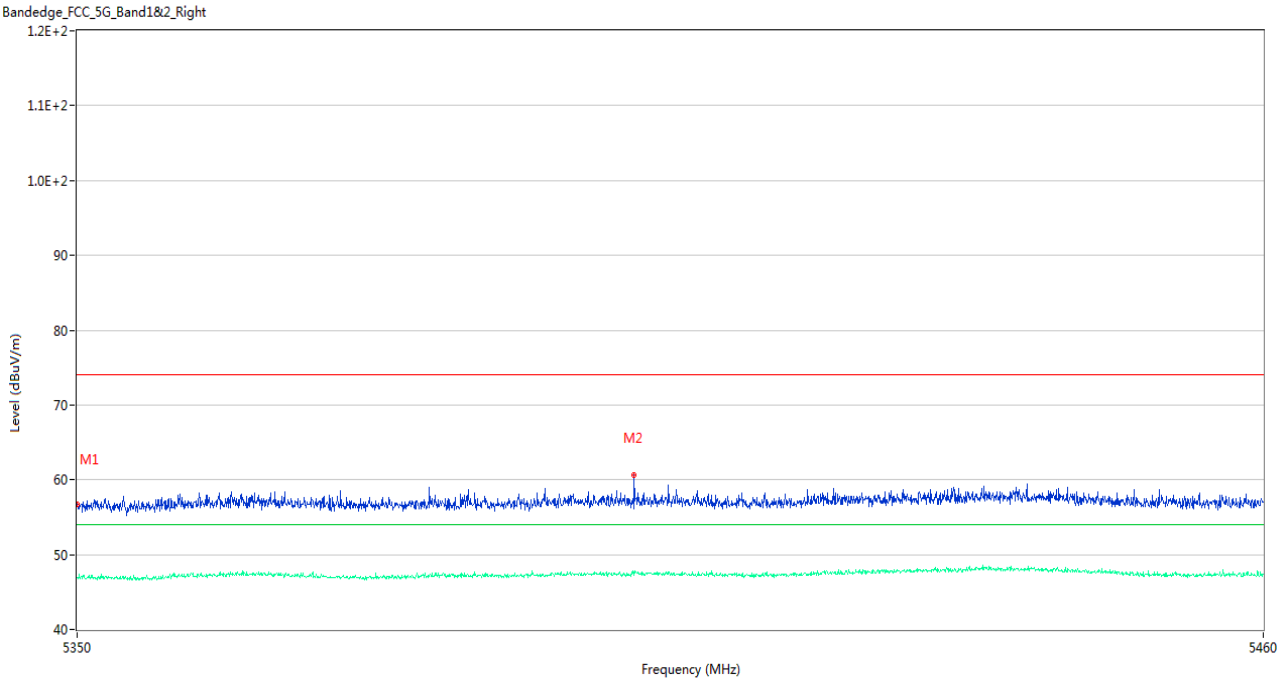

No.	Frequency (MHz)	Results (dBuV/m)	Factor (dB)	Limit (dBuV/m)	Margin (dB)	Detector	Table (Degree)	Height (cm)	Antenna	Verdict
1	5350.000	56.69	3.26	74.0	17.31	Peak	156.00	150	Horizontal	Pass
1**	5350.000	46.86	3.26	54.0	7.14	AV	156.00	150	Horizontal	Pass
2	5401.370	60.60	3.89	74.0	13.40	Peak	358.00	150	Horizontal	Pass
2**	5401.370	47.47	3.89	54.0	6.53	AV	358.00	150	Horizontal	Pass

U-NII-1 11ac40 Low Channel

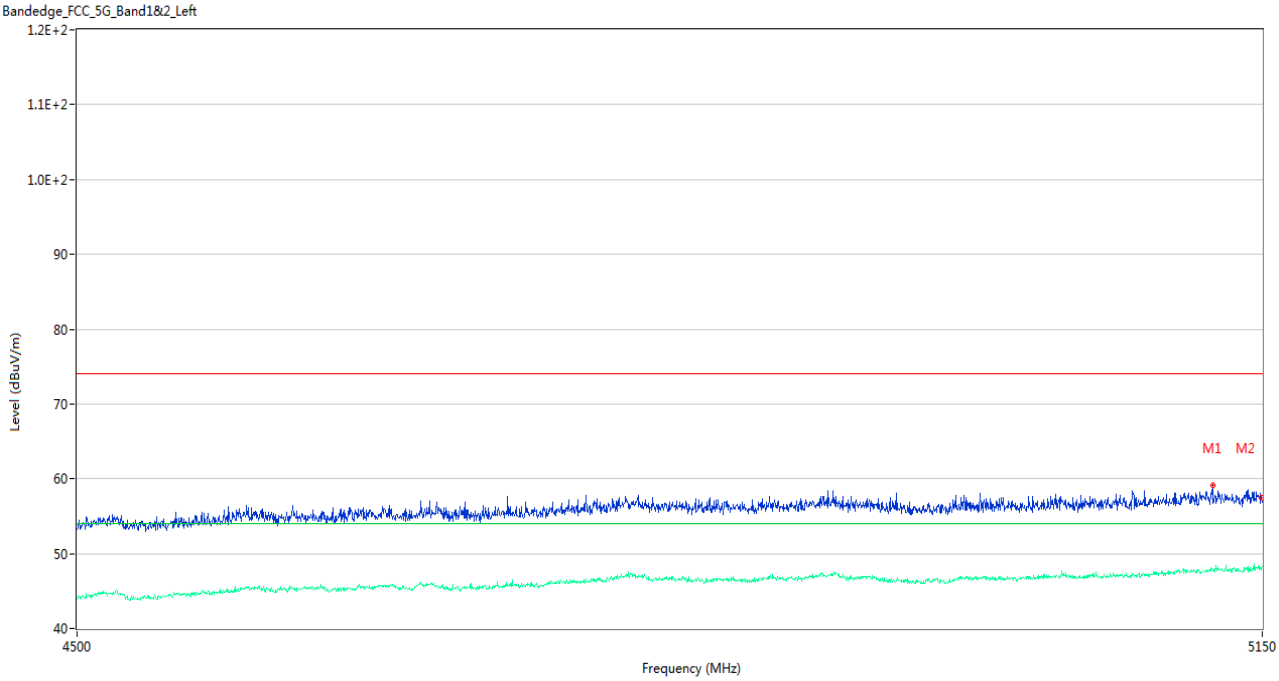

No.	Frequency (MHz)	Results (dBuV/m)	Factor (dB)	Limit (dBuV/m)	Margin (dB)	Detector	Table (Degree)	Height (cm)	Antenna	Verdict
1	5121.075	59.18	4.02	74.0	14.82	Peak	30.00	100	Horizontal	Pass
1**	5121.075	47.79	4.02	54.0	6.21	AV	30.00	100	Horizontal	Pass
2	5149.675	57.41	3.43	74.0	16.59	Peak	23.00	200	Horizontal	Pass
2**	5149.675	48.16	3.43	54.0	5.84	AV	23.00	200	Horizontal	Pass

U-NII-1 11ac40 High Channel

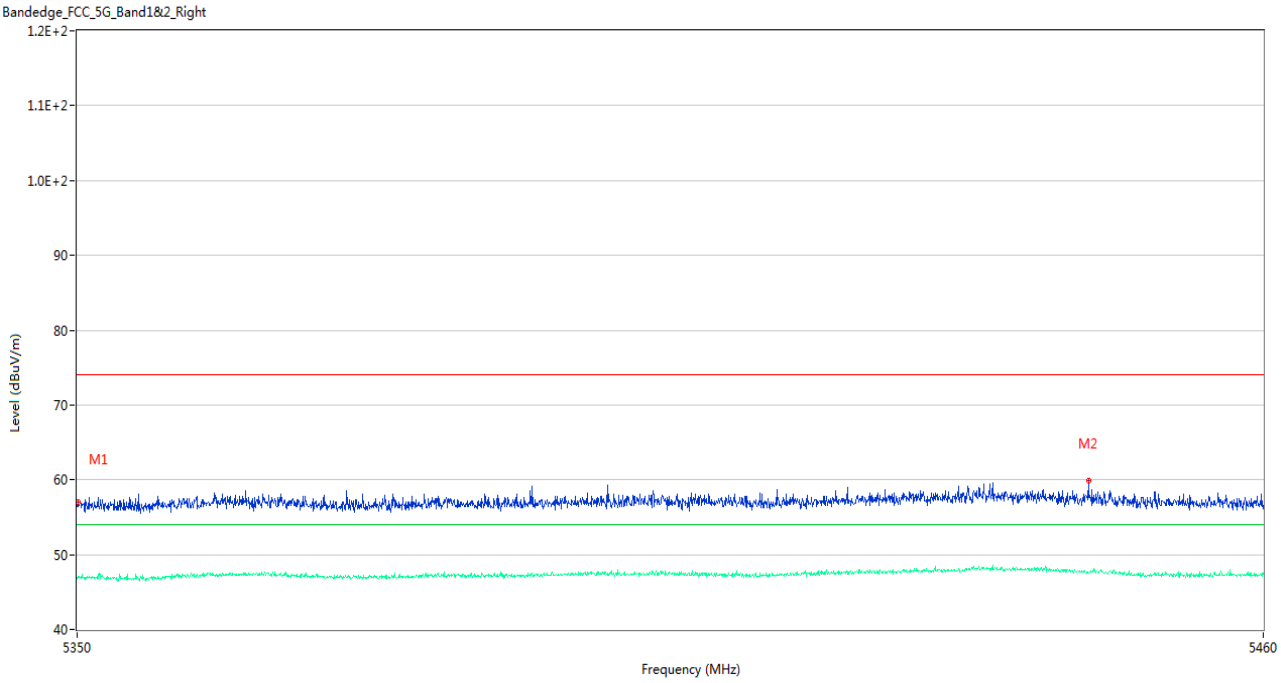

No.	Frequency (MHz)	Results (dBuV/m)	Factor (dB)	Limit (dBuV/m)	Margin (dB)	Detector	Table (Degree)	Height (cm)	Antenna	Verdict
1	5350.055	57.00	3.25	74.0	17.00	Peak	204.00	100	Horizontal	Pass
1**	5350.055	47.08	3.25	54.0	6.92	AV	204.00	100	Horizontal	Pass
2	5443.665	59.83	4.23	74.0	14.17	Peak	325.00	150	Horizontal	Pass
2**	5443.665	47.59	4.23	54.0	6.41	AV	325.00	150	Horizontal	Pass

U-NII-1 11ac80 Middle Channel

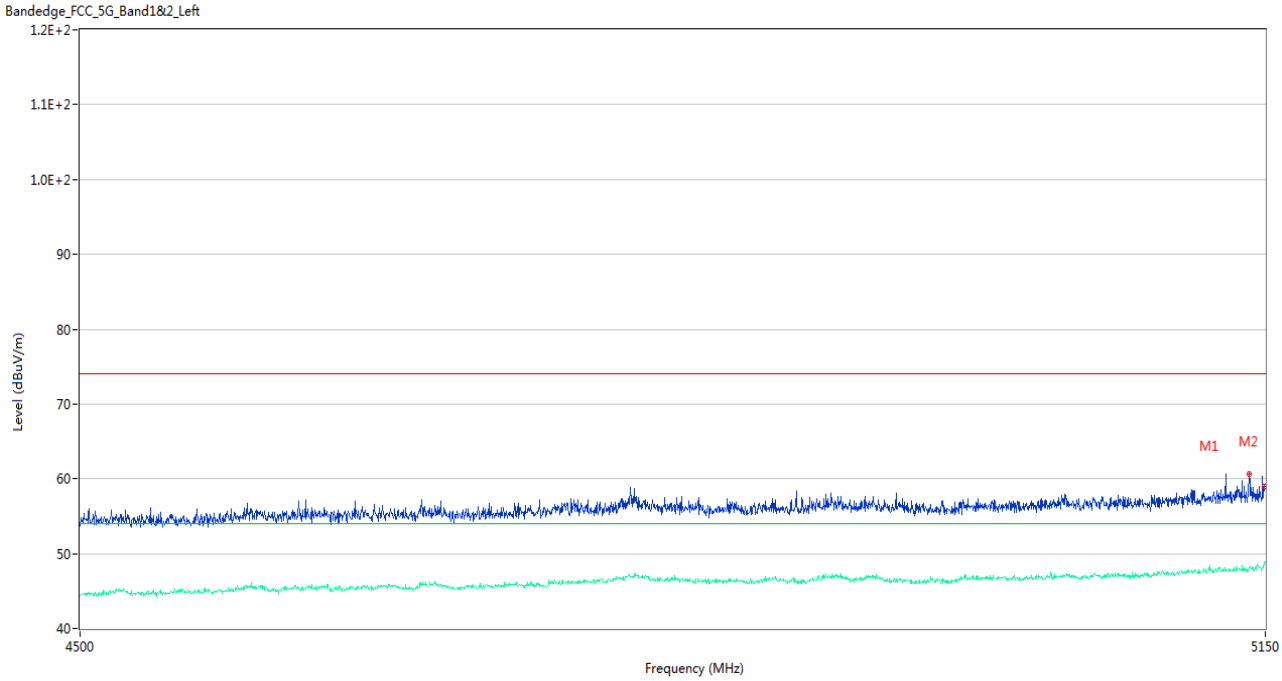

No.	Frequency (MHz)	Results (dBuV/m)	Factor (dB)	Limit (dBuV/m)	Margin (dB)	Detector	Table (Degree)	Height (cm)	Antenna	Verdict
1	5140.575	60.69	3.78	74.0	13.31	Peak	102.00	150	Horizontal	Pass
1**	5140.575	47.97	3.78	54.0	6.03	AV	102.00	150	Horizontal	Pass
2	5149.675	59.05	3.43	74.0	14.95	Peak	190.00	200	Horizontal	Pass
2**	5149.675	48.82	3.43	54.0	5.18	AV	190.00	200	Horizontal	Pass

U-NII-1 11ac80 Middle Channel

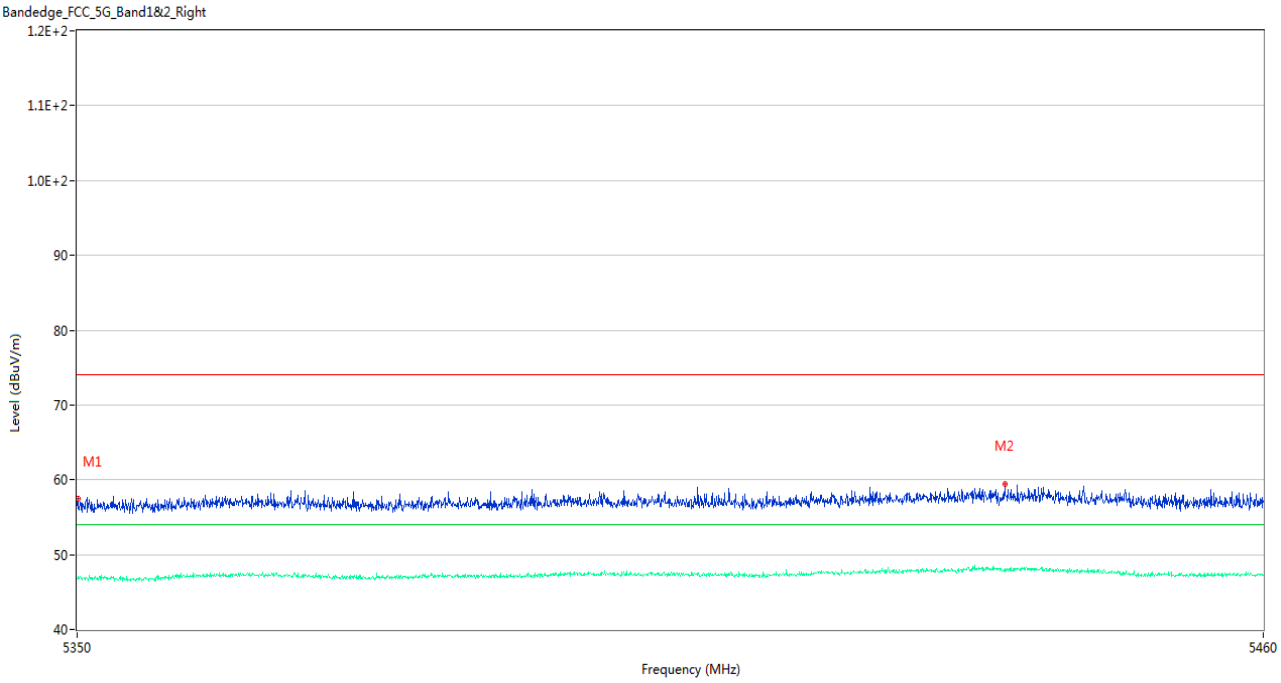

No.	Frequency (MHz)	Results (dBuV/m)	Factor (dB)	Limit (dBuV/m)	Margin (dB)	Detector	Table (Degree)	Height (cm)	Antenna	Verdict
1	5350.055	57.44	3.25	74.0	16.56	Peak	142.00	150	Horizontal	Pass
1**	5350.055	46.76	3.25	54.0	7.24	AV	142.00	150	Horizontal	Pass
2	5435.855	59.50	4.34	74.0	14.50	Peak	254.00	150	Horizontal	Pass
2**	5435.855	48.10	4.34	54.0	5.90	AV	254.00	150	Horizontal	Pass

U-NII-2A 11a Low Channel

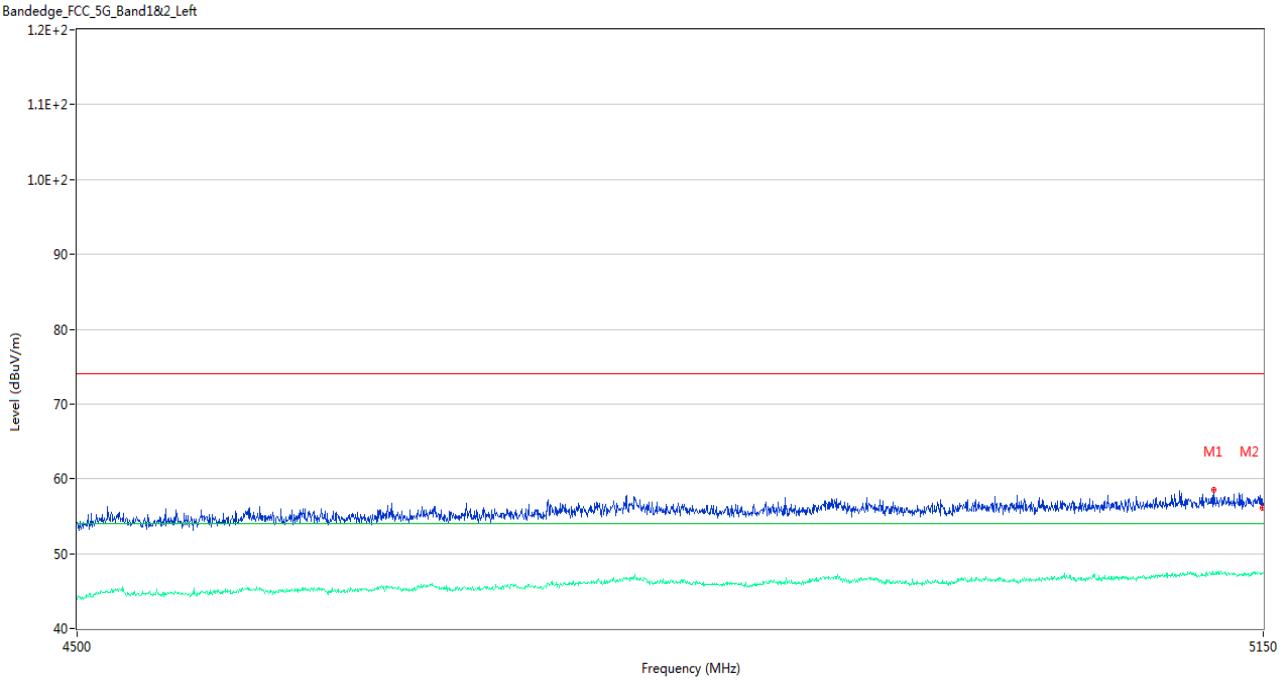

No.	Frequency (MHz)	Results (dBuV/m)	Factor (dB)	Limit (dBuV/m)	Margin (dB)	Detector	Table (Degree)	Height (cm)	Antenna	Verdict
1	5121.400	58.60	4.03	74.0	15.40	Peak	187.00	200	Horizontal	Pass
1**	5121.400	47.39	4.03	54.0	6.61	AV	187.00	200	Horizontal	Pass
2	5149.675	56.06	3.43	74.0	17.94	Peak	151.00	150	Horizontal	Pass
2**	5149.675	47.38	3.43	54.0	6.62	AV	151.00	150	Horizontal	Pass

U-NII-2A 11a High Channel

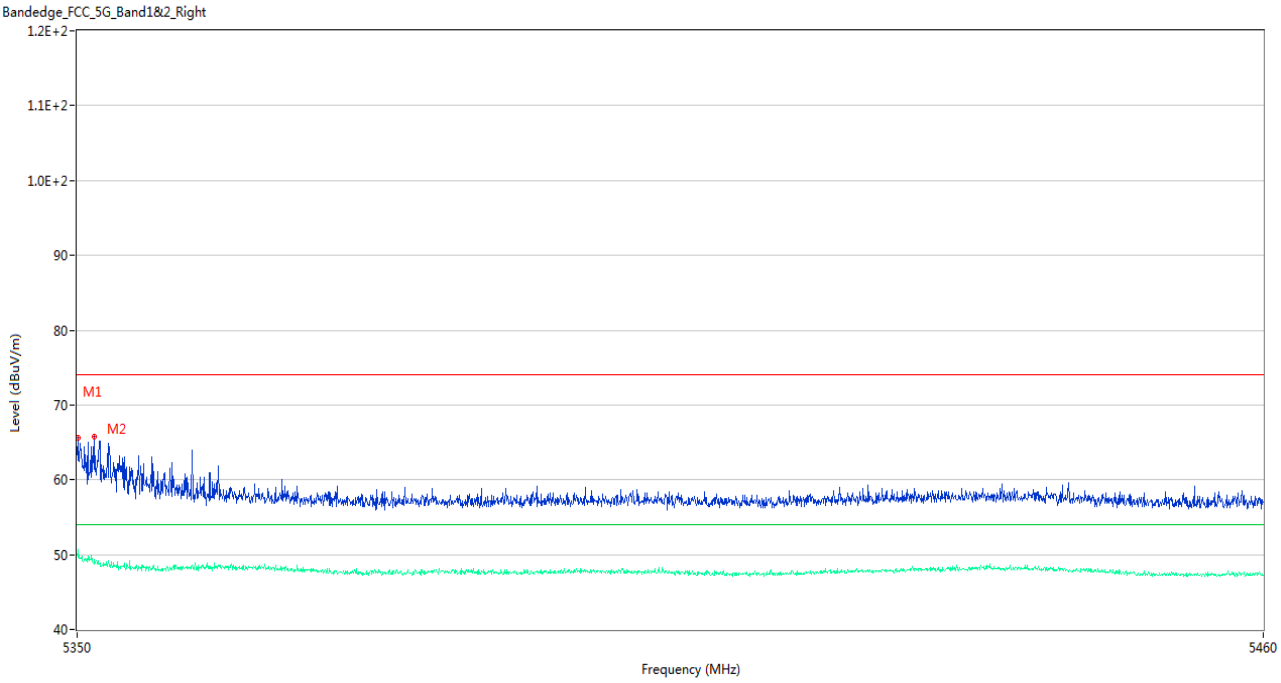

No.	Frequency (MHz)	Results (dBuV/m)	Factor (dB)	Limit (dBuV/m)	Margin (dB)	Detector	Table (Degree)	Height (cm)	Antenna	Verdict
1	5350.055	65.57	3.25	74.0	8.43	Peak	97.00	200	Horizontal	Pass
1**	5350.055	49.57	3.25	54.0	4.43	AV	97.00	200	Horizontal	Pass
2	5351.540	65.78	3.27	74.0	8.22	Peak	97.00	100	Horizontal	Pass
2**	5351.540	48.79	3.27	54.0	5.21	AV	97.00	100	Horizontal	Pass

U-NII-2A 11n20 Low Channel

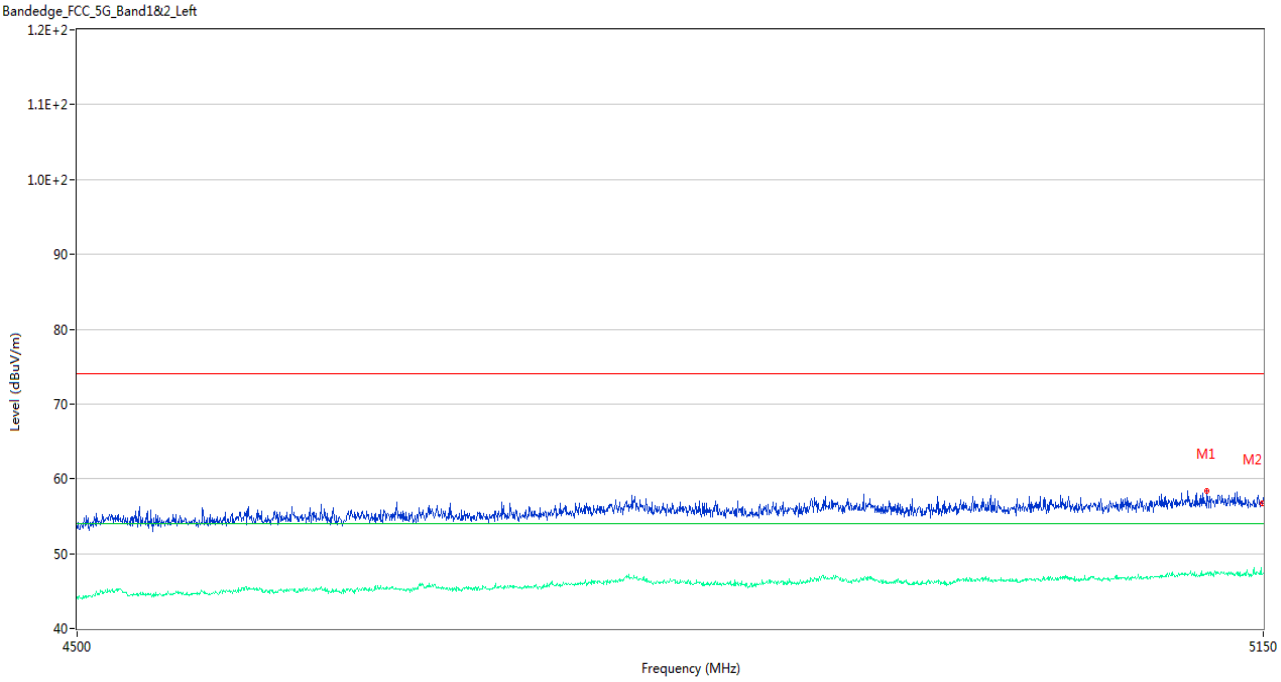

No.	Frequency (MHz)	Results (dBuV/m)	Factor (dB)	Limit (dBuV/m)	Margin (dB)	Detector	Table (Degree)	Height (cm)	Antenna	Verdict
1	5117.175	58.42	4.01	74.0	15.58	Peak	167.00	200	Horizontal	Pass
1**	5117.175	47.27	4.01	54.0	6.73	AV	167.00	200	Horizontal	Pass
2	5149.675	56.78	3.43	74.0	17.22	Peak	34.00	150	Horizontal	Pass
2**	5149.675	47.24	3.43	54.0	6.76	AV	34.00	150	Horizontal	Pass

U-NII-2A 11n20 High Channel

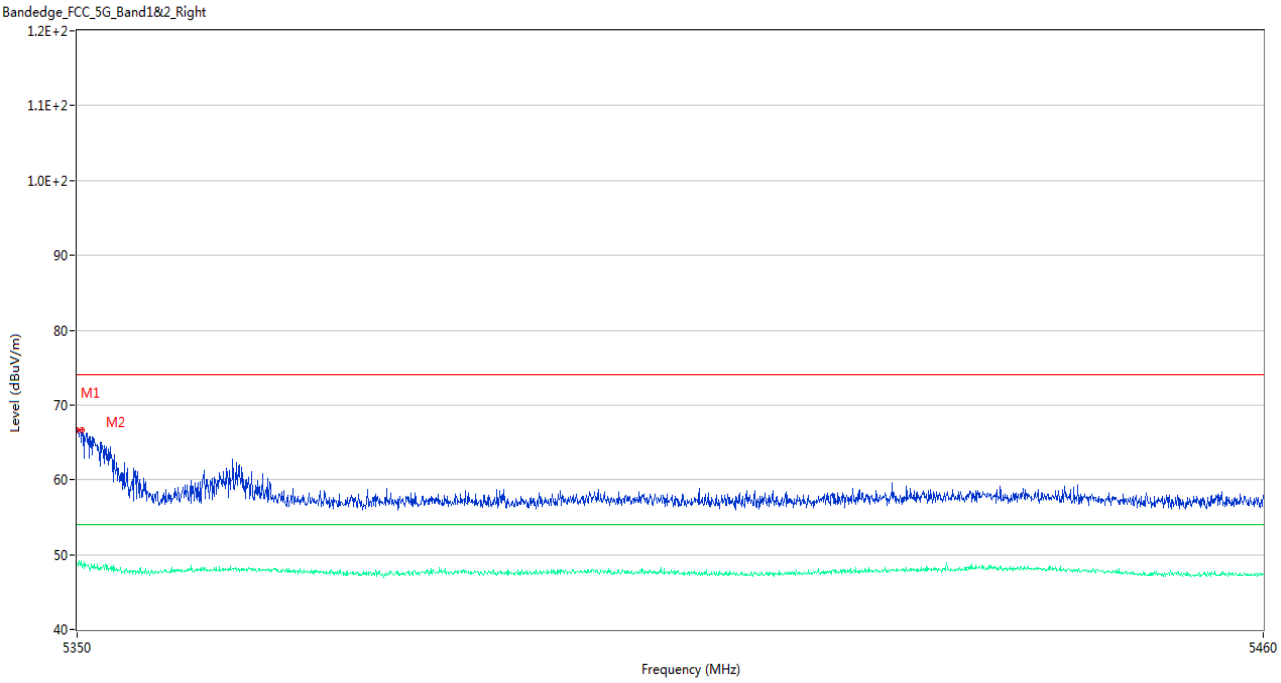

No.	Frequency (MHz)	Results (dBuV/m)	Factor (dB)	Limit (dBuV/m)	Margin (dB)	Detector	Table (Degree)	Height (cm)	Antenna	Verdict
1	5350.000	66.64	3.26	74.0	7.36	Peak	90.00	200	Horizontal	Pass
1**	5350.000	48.75	3.26	54.0	5.25	AV	90.00	200	Horizontal	Pass
2	5350.495	66.63	3.25	74.0	7.37	Peak	200.00	150	Horizontal	Pass
2**	5350.495	48.66	3.25	54.0	5.34	AV	200.00	150	Horizontal	Pass

U-NII-2A 11n40 Low Channel

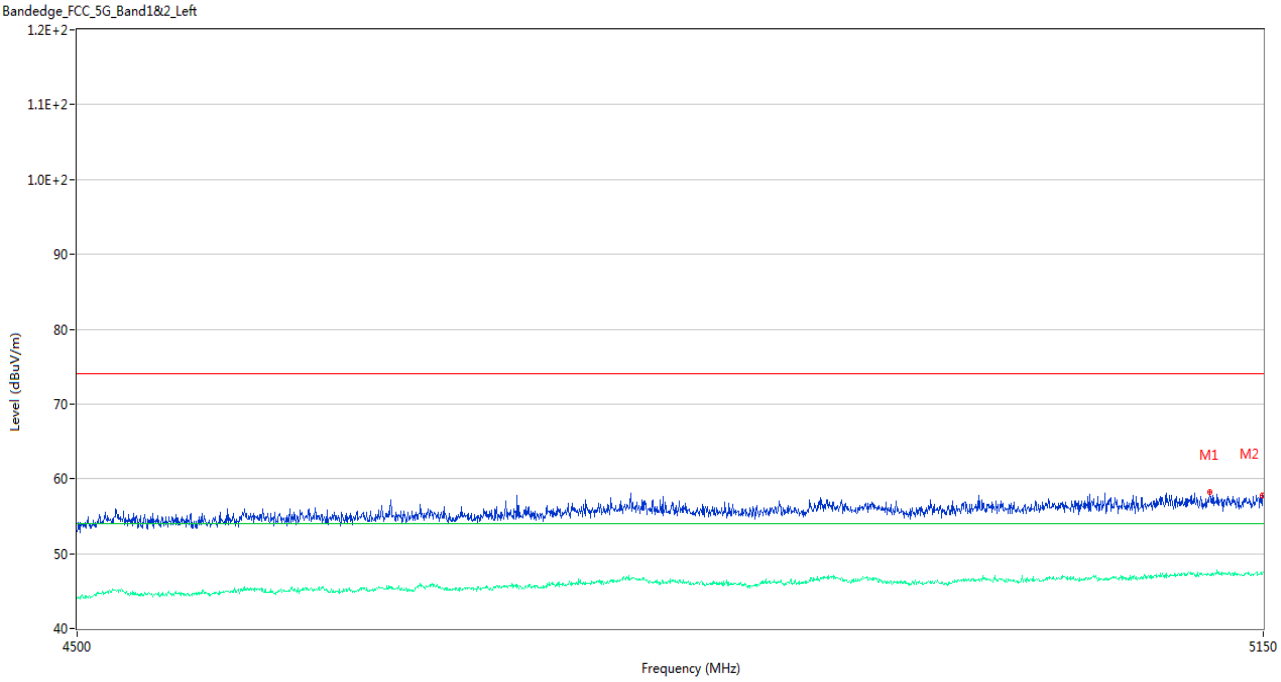

No.	Frequency (MHz)	Results (dBuV/m)	Factor (dB)	Limit (dBuV/m)	Margin (dB)	Detector	Table (Degree)	Height (cm)	Antenna	Verdict
1	5118.800	58.22	3.97	74.0	15.78	Peak	212.00	100	Horizontal	Pass
1**	5118.800	47.15	3.97	54.0	6.85	AV	212.00	100	Horizontal	Pass
2	5149.675	57.72	3.43	74.0	16.28	Peak	357.00	150	Horizontal	Pass
2**	5149.675	47.29	3.43	54.0	6.71	AV	357.00	150	Horizontal	Pass

U-NII-2A 11n40 High Channel

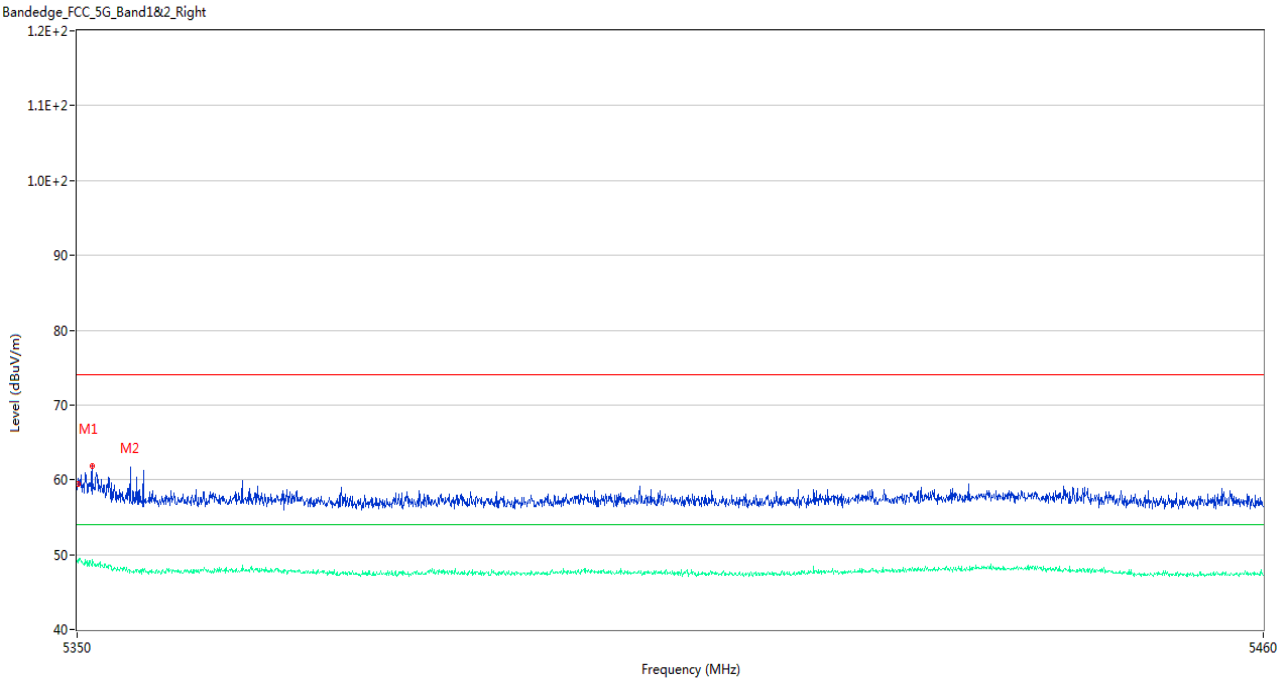

No.	Frequency (MHz)	Results (dBuV/m)	Factor (dB)	Limit (dBuV/m)	Margin (dB)	Detector	Table (Degree)	Height (cm)	Antenna	Verdict
1	5350.055	59.37	3.25	74.0	14.63	Peak	110.00	200	Horizontal	Pass
1**	5350.055	49.41	3.25	54.0	4.59	AV	110.00	200	Horizontal	Pass
2	5351.375	61.77	3.26	74.0	12.23	Peak	152.00	100	Horizontal	Pass
2**	5351.375	48.45	3.26	54.0	5.55	AV	152.00	100	Horizontal	Pass

U-NII-2A 11ac20 Low Channel

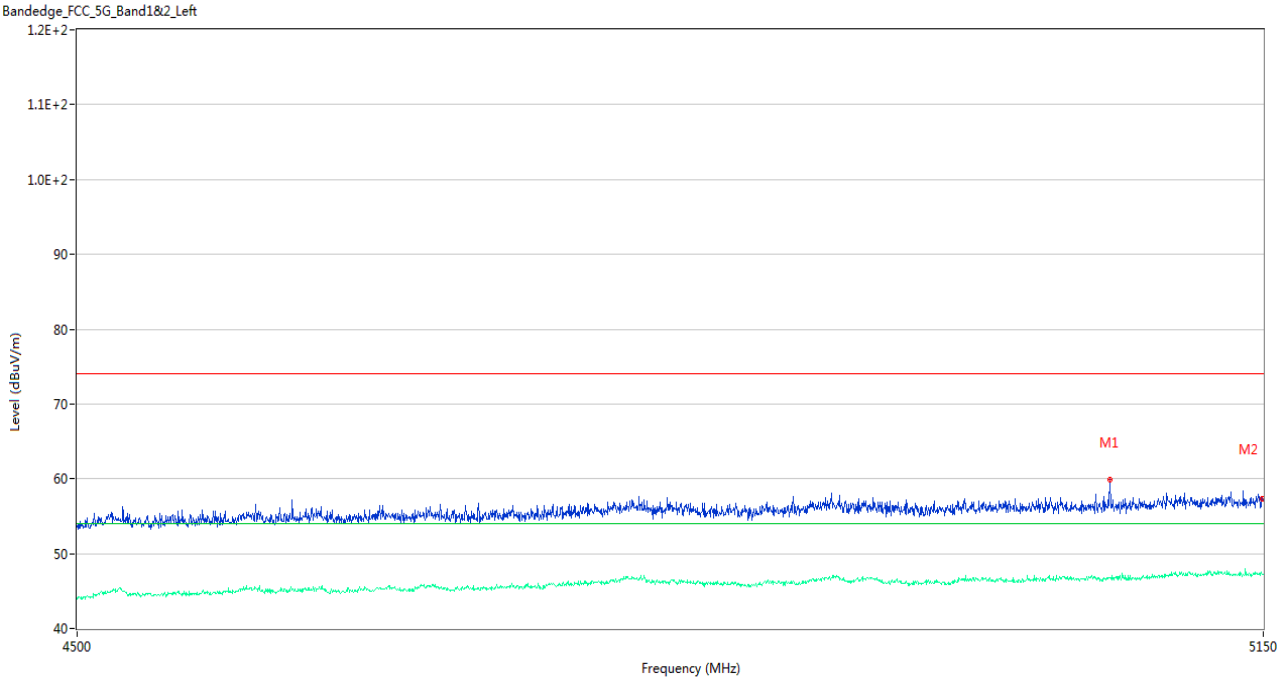

No.	Frequency (MHz)	Results (dBuV/m)	Factor (dB)	Limit (dBuV/m)	Margin (dB)	Detector	Table (Degree)	Height (cm)	Antenna	Verdict
1	5060.950	59.89	3.20	74.0	14.11	Peak	262.00	100	Horizontal	Pass
1**	5060.950	46.78	3.20	54.0	7.22	AV	262.00	100	Horizontal	Pass
2	5149.675	57.34	3.43	74.0	16.66	Peak	268.00	200	Horizontal	Pass
2**	5149.675	47.16	3.43	54.0	6.84	AV	268.00	200	Horizontal	Pass

U-NII-2A 11ac20 High Channel

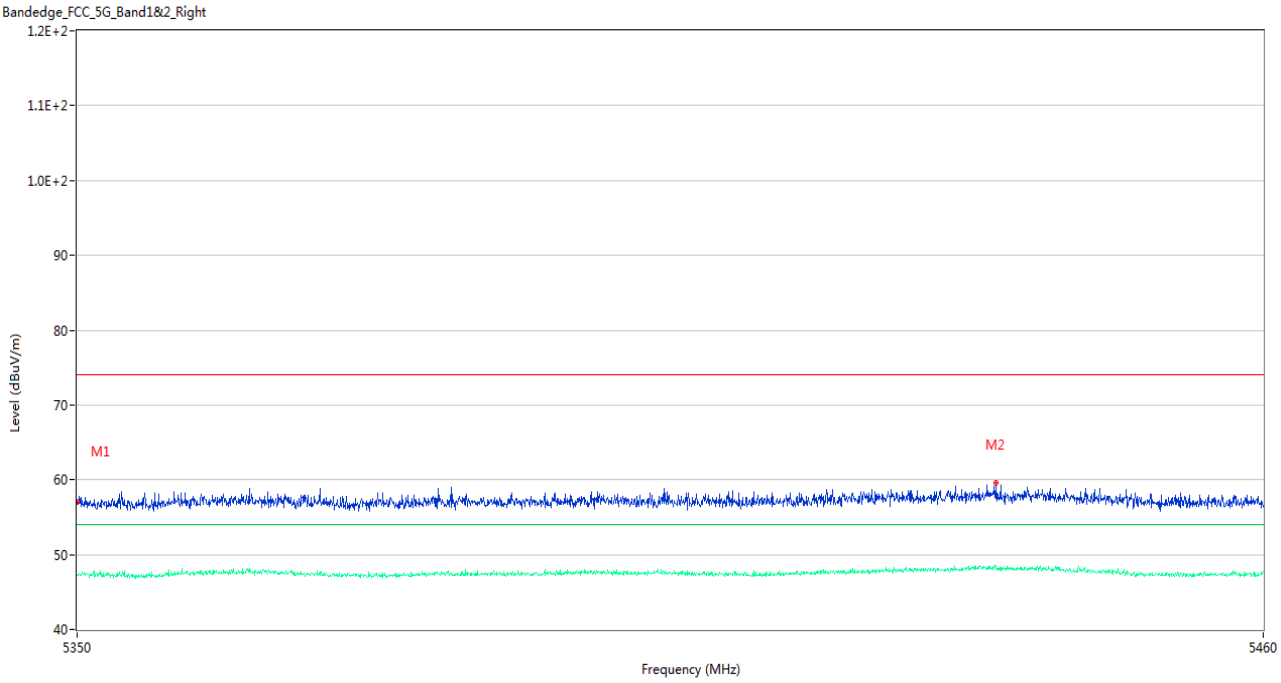

No.	Frequency (MHz)	Results (dBuV/m)	Factor (dB)	Limit (dBuV/m)	Margin (dB)	Detector	Table (Degree)	Height (cm)	Antenna	Verdict
1	5350.000	56.99	3.26	74.0	17.01	Peak	241.00	100	Horizontal	Pass
1**	5350.000	47.28	3.26	54.0	6.72	AV	241.00	100	Horizontal	Pass
2	5434.975	59.64	4.40	74.0	14.36	Peak	360.00	100	Horizontal	Pass
2**	5434.975	48.13	4.40	54.0	5.87	AV	360.00	100	Horizontal	Pass

U-NII-2A 11ac40 Low Channel

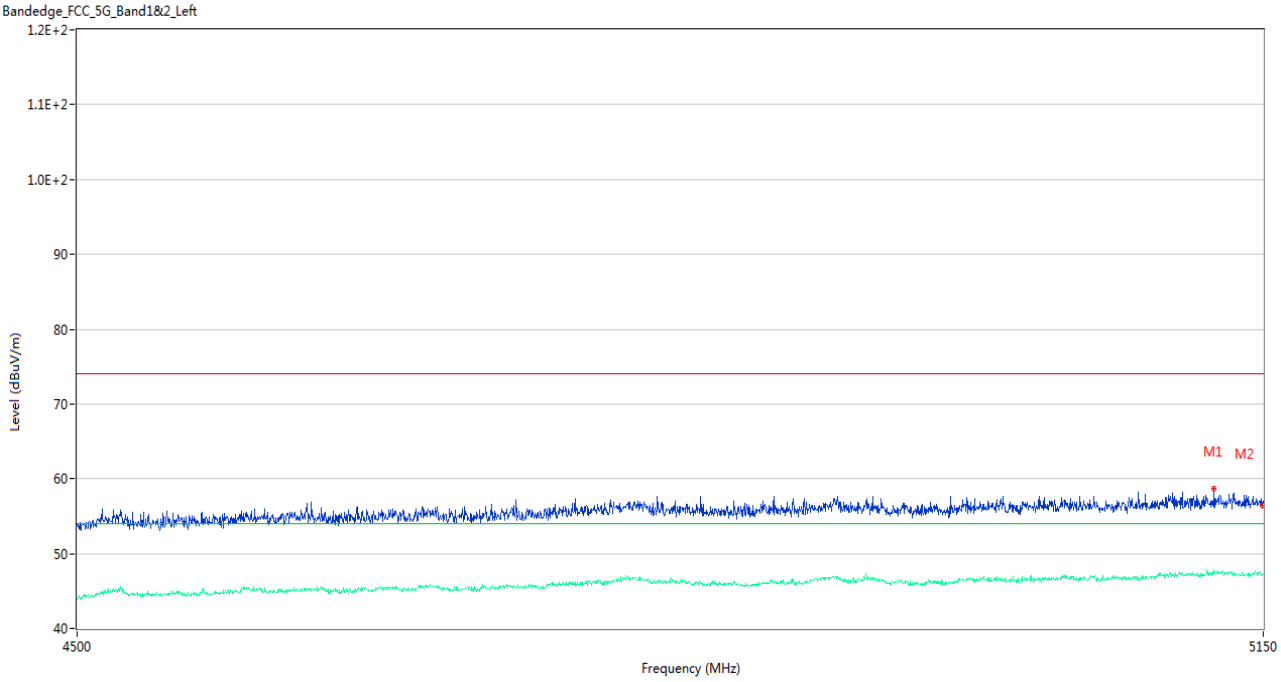

No.	Frequency (MHz)	Results (dBuV/m)	Factor (dB)	Limit (dBuV/m)	Margin (dB)	Detector	Table (Degree)	Height (cm)	Antenna	Verdict
1	5121.400	58.70	4.03	74.0	15.30	Peak	275.00	200	Horizontal	Pass
1**	5121.400	47.81	4.03	54.0	6.19	AV	275.00	200	Horizontal	Pass
2	5149.675	56.50	3.43	74.0	17.50	Peak	29.00	100	Horizontal	Pass
2**	5149.675	47.24	3.43	54.0	6.76	AV	29.00	100	Horizontal	Pass

U-NII-2A 11ac40 High Channel

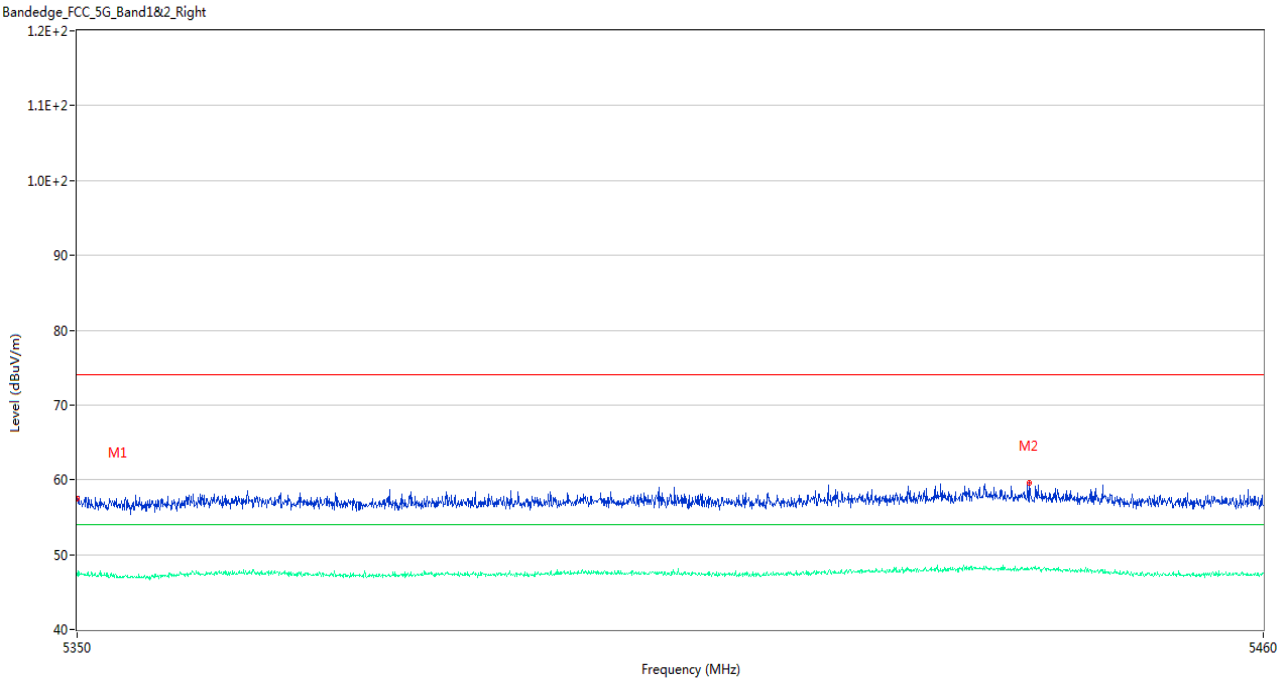

No.	Frequency (MHz)	Results (dBuV/m)	Factor (dB)	Limit (dBuV/m)	Margin (dB)	Detector	Table (Degree)	Height (cm)	Antenna	Verdict
1	5350.000	57.43	3.26	74.0	16.57	Peak	220.00	200	Horizontal	Pass
1**	5350.000	47.28	3.26	54.0	6.72	AV	220.00	200	Horizontal	Pass
2	5438.165	59.52	4.45	74.0	14.48	Peak	7.00	100	Horizontal	Pass
2**	5438.165	48.05	4.45	54.0	5.95	AV	7.00	100	Horizontal	Pass

U-NII-2A 11ac80 Middle Channel

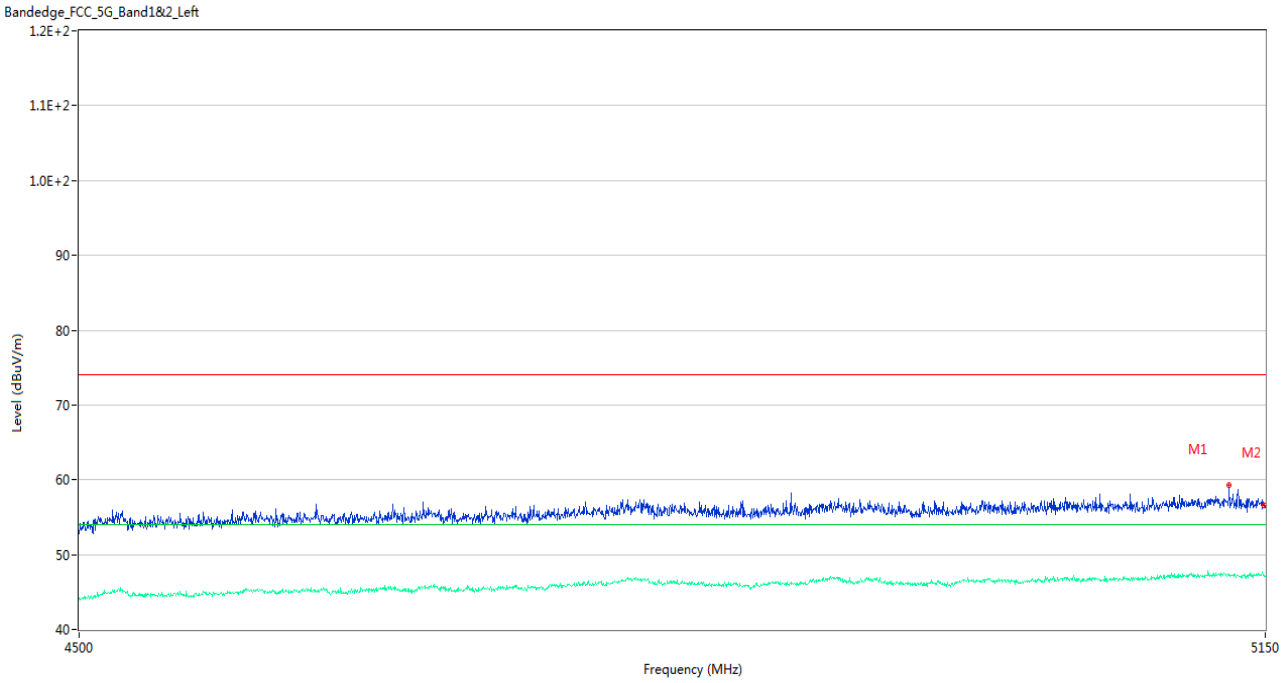

No.	Frequency (MHz)	Results (dBuV/m)	Factor (dB)	Limit (dBuV/m)	Margin (dB)	Detector	Table (Degree)	Height (cm)	Antenna	Verdict
1	5128.875	59.32	4.07	74.0	14.68	Peak	164.00	150	Horizontal	Pass
1**	5128.875	47.43	4.07	54.0	6.57	AV	164.00	150	Horizontal	Pass
2	5149.675	56.65	3.43	74.0	17.35	Peak	120.00	100	Horizontal	Pass
2**	5149.675	47.24	3.43	54.0	6.76	AV	120.00	100	Horizontal	Pass

U-NII-2A 11ac80 Middle Channel

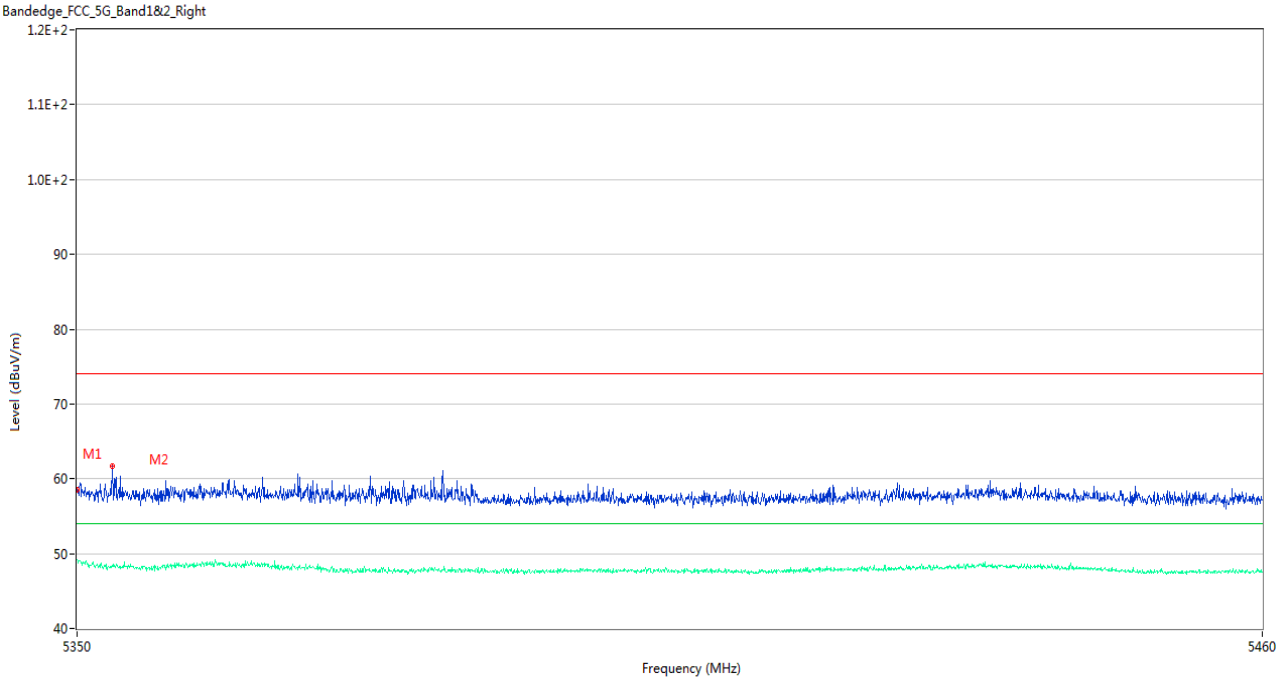

No.	Frequency (MHz)	Results (dBuV/m)	Factor (dB)	Limit (dBuV/m)	Margin (dB)	Detector	Table (Degree)	Height (cm)	Antenna	Verdict
1	5350.000	58.50	3.26	74.0	15.50	Peak	193.00	150	Horizontal	Pass
1**	5350.000	49.12	3.26	54.0	4.88	AV	193.00	150	Horizontal	Pass
2	5353.245	61.67	3.32	74.0	12.33	Peak	130.00	200	Horizontal	Pass
2**	5353.245	48.22	3.32	54.0	5.78	AV	130.00	200	Horizontal	Pass

U-NII-2C 11a Low Channel

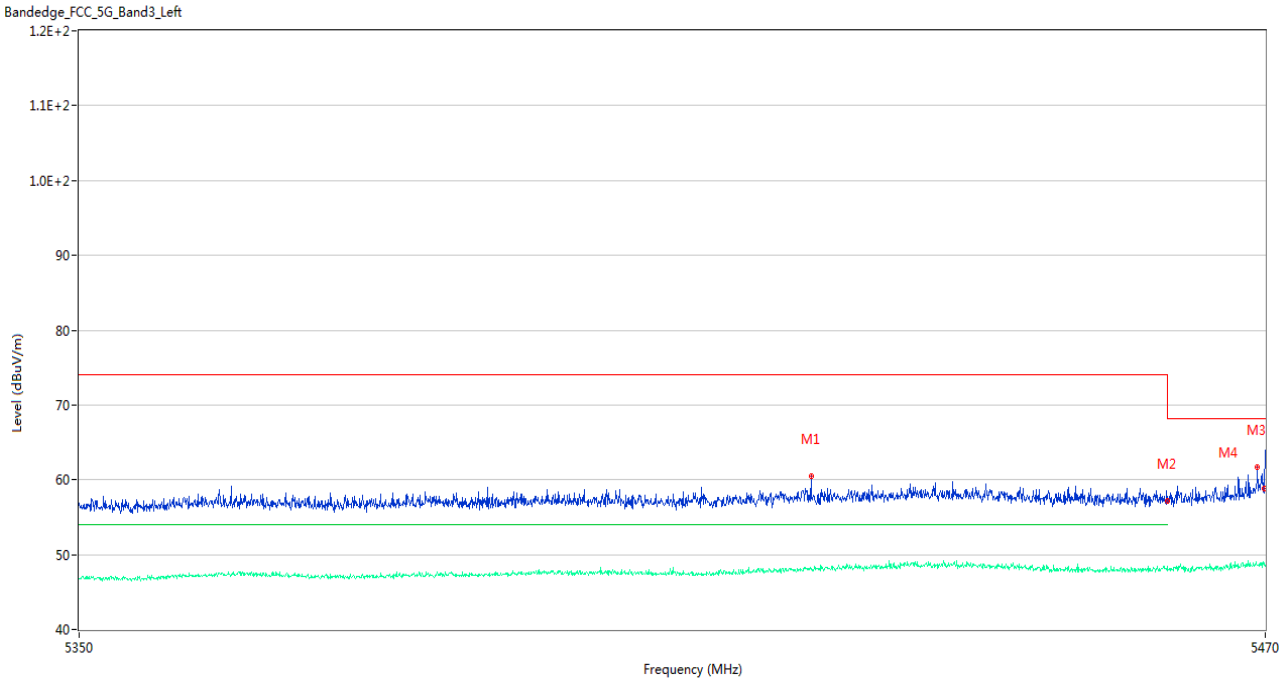

No.	Frequency (MHz)	Results (dBuV/m)	Factor (dB)	Limit (dBuV/m)	Margin (dB)	Detector	Table (Degree)	Height (cm)	Antenna	Verdict
1	5423.740	60.50	3.81	74.0	13.50	Peak	107.00	100	Horizontal	Pass
1**	5423.740	47.95	3.81	54.0	6.05	AV	107.00	100	Horizontal	Pass
2	5459.980	57.11	4.10	74.0	16.89	Peak	99.00	200	Horizontal	Pass
2**	5459.980	48.44	4.10	54.0	5.56	AV	99.00	200	Horizontal	Pass
3	5469.220	61.67	4.08	68.2	6.53	Peak	129.00	150	Horizontal	Pass
3**	5469.220	48.64	4.08	--	--	AV	129.00	150	Horizontal	N/A
4	5469.940	58.84	4.06	68.2	9.36	Peak	146.00	200	Horizontal	Pass
4**	5469.940	48.91	4.06	--	--	AV	146.00	200	Horizontal	N/A

U-NII-2C 11a High Channel

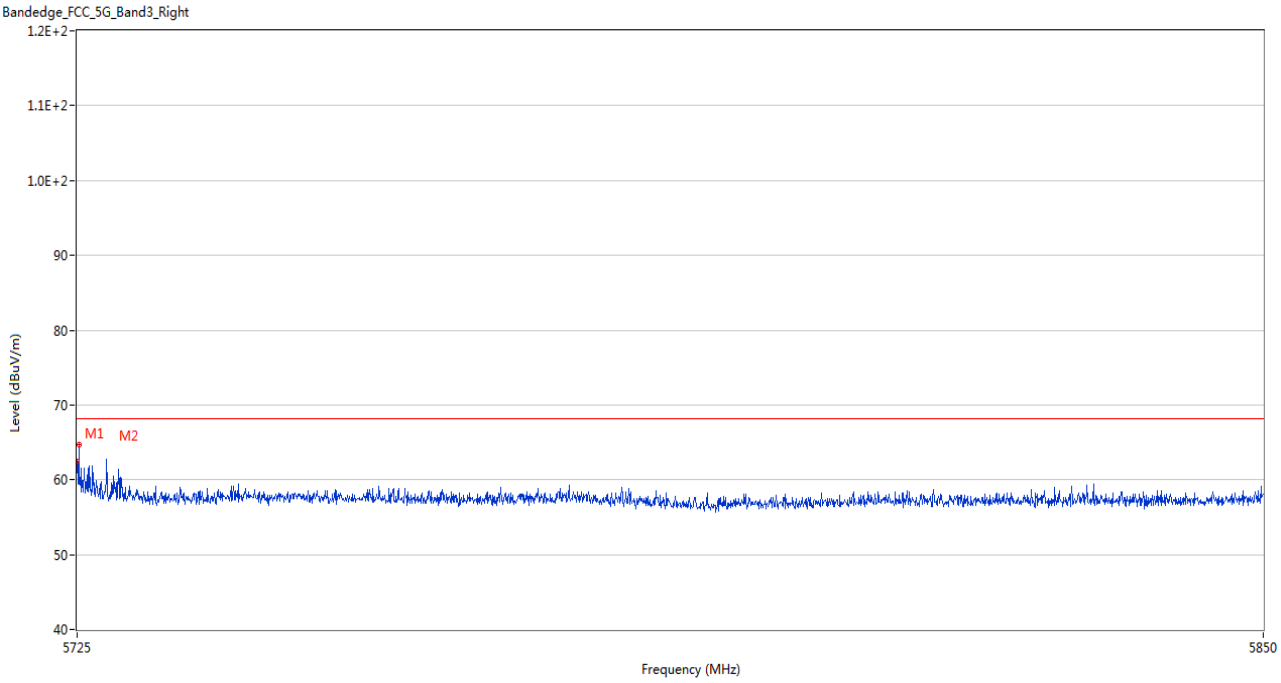

No.	Frequency (MHz)	Results (dBuV/m)	Factor (dB)	Limit (dBuV/m)	Margin (dB)	Detector	Table (Degree)	Height (cm)	Antenna	Verdict
1	5725.000	62.50	4.12	68.2	5.70	Peak	205.00	100	Horizontal	Pass
2	5725.188	64.65	4.12	68.2	3.55	Peak	97.00	150	Horizontal	Pass

U-NII-2C 11n20 Low Channel

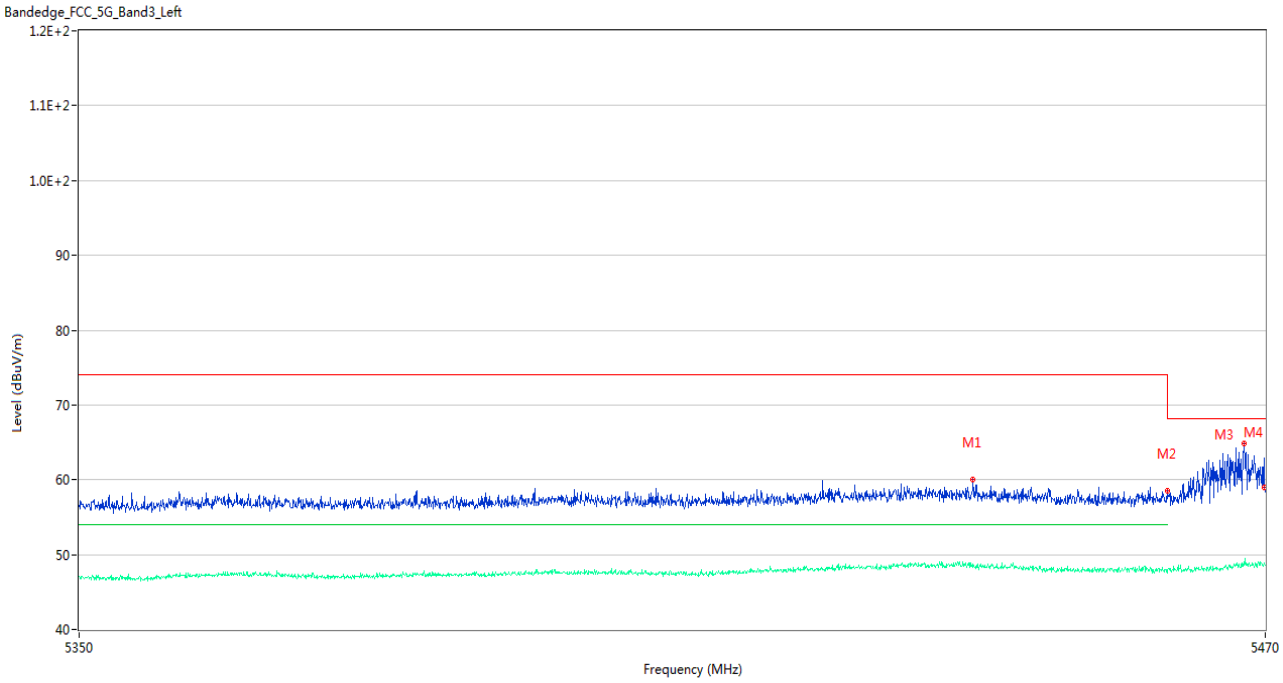

No.	Frequency (MHz)	Results (dBuV/m)	Factor (dB)	Limit (dBuV/m)	Margin (dB)	Detector	Table (Degree)	Height (cm)	Antenna	Verdict
1	5440.180	60.01	4.37	74.0	13.99	Peak	103.00	200	Horizontal	Pass
1**	5440.180	48.80	4.37	54.0	5.20	AV	103.00	200	Horizontal	Pass
2	5459.980	58.49	4.10	74.0	15.51	Peak	80.00	100	Horizontal	Pass
2**	5459.980	47.58	4.10	54.0	6.42	AV	80.00	100	Horizontal	Pass
3	5467.840	64.80	4.14	68.2	3.40	Peak	90.00	150	Horizontal	Pass
3**	5467.840	48.55	4.14	--	--	AV	90.00	150	Horizontal	N/A
4	5469.940	59.04	4.06	68.2	9.16	Peak	99.00	100	Horizontal	Pass
4**	5469.940	48.84	4.06	--	--	AV	99.00	100	Horizontal	N/A

U-NII-2C 11n20 High Channel

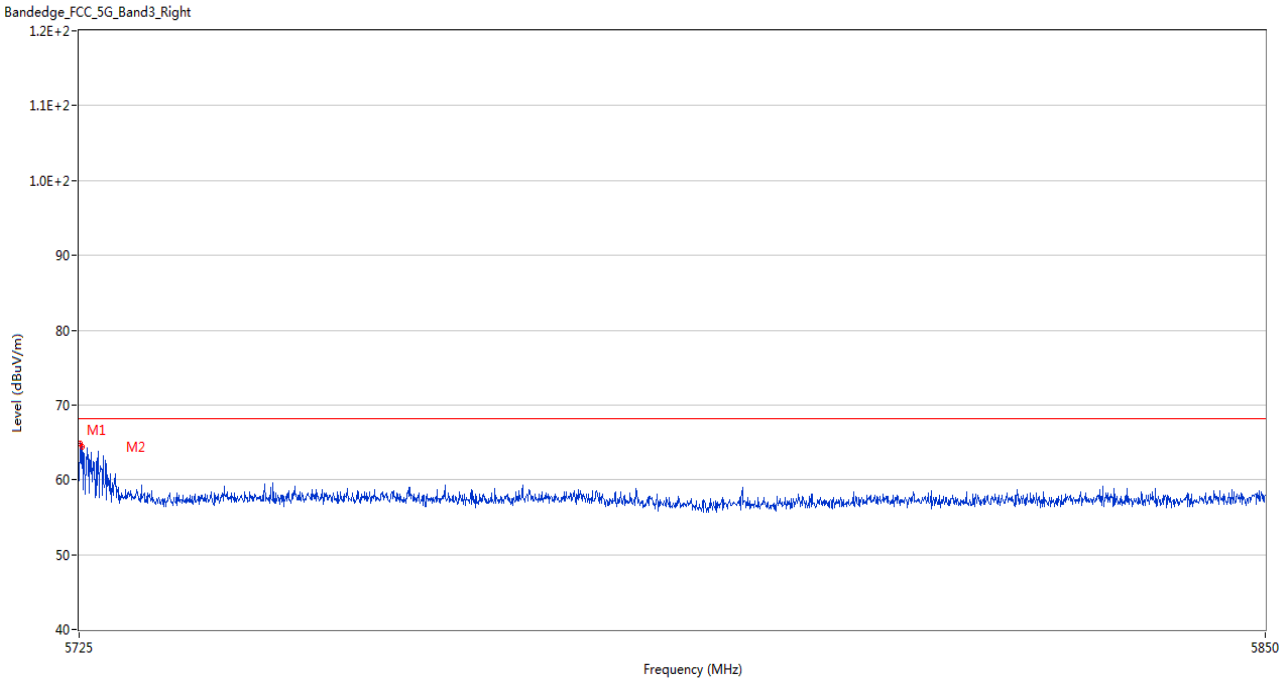

No.	Frequency (MHz)	Results (dBuV/m)	Factor (dB)	Limit (dBuV/m)	Margin (dB)	Detector	Table (Degree)	Height (cm)	Antenna	Verdict
1	5725.063	64.83	4.12	68.2	3.37	Peak	95.00	150	Horizontal	Pass
2	5725.313	64.44	4.12	68.2	3.76	Peak	93.00	150	Horizontal	Pass

U-NII-2C 11n40 Low Channel

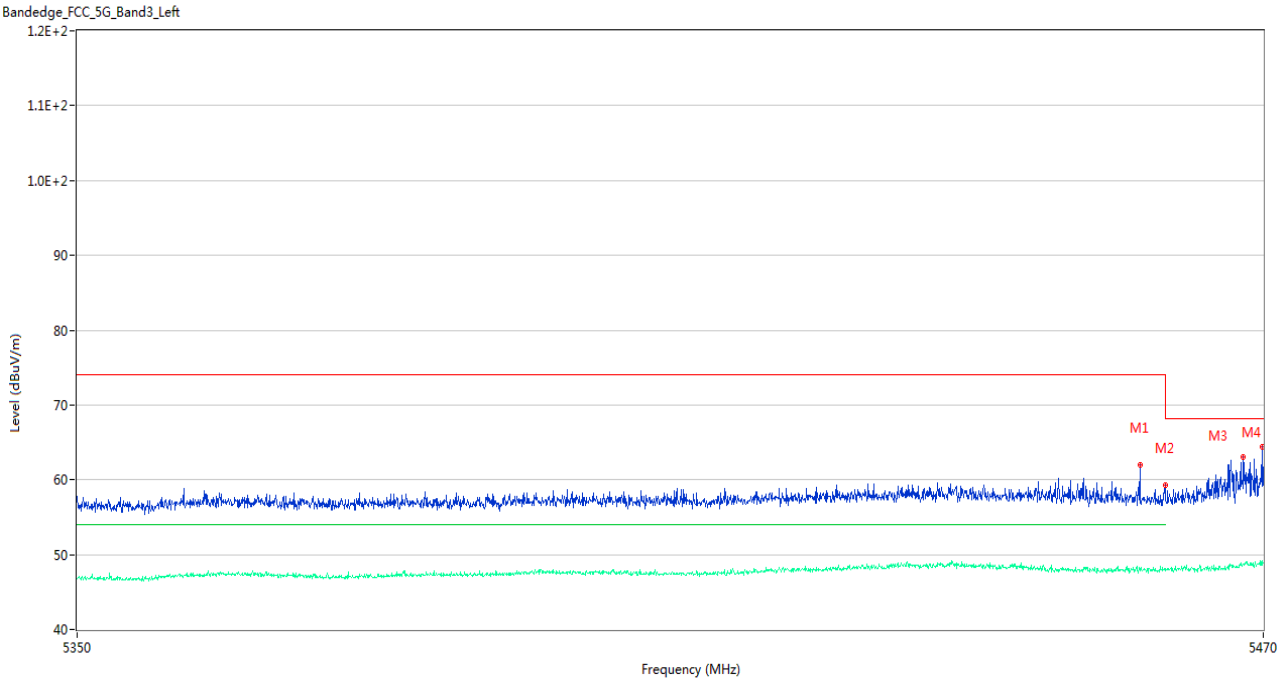

No.	Frequency (MHz)	Results (dBuV/m)	Factor (dB)	Limit (dBuV/m)	Margin (dB)	Detector	Table (Degree)	Height (cm)	Antenna	Verdict
1	5457.400	62.00	4.09	74.0	12.00	Peak	93.00	100	Horizontal	Pass
1**	5457.400	47.88	4.09	54.0	6.12	AV	93.00	100	Horizontal	Pass
2	5459.980	59.25	4.10	74.0	14.75	Peak	87.00	200	Horizontal	Pass
2**	5459.980	47.88	4.10	54.0	6.12	AV	87.00	200	Horizontal	Pass
3	5467.960	63.02	4.13	68.2	5.18	Peak	90.00	200	Horizontal	Pass
3**	5467.960	48.68	4.13	--	--	AV	90.00	200	Horizontal	N/A
4	5469.940	64.44	4.06	68.2	3.76	Peak	99.00	150	Horizontal	Pass
4**	5469.940	48.59	4.06	--	--	AV	99.00	150	Horizontal	N/A

U-NII-2C 11n40 High Channel

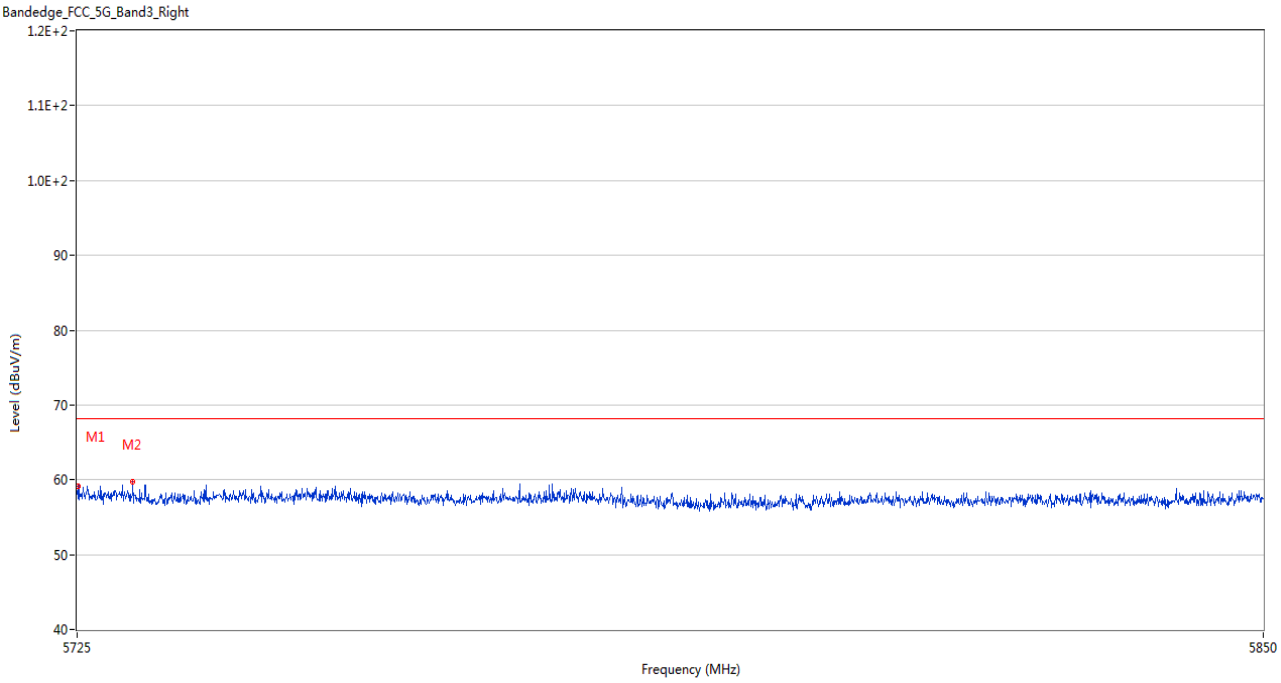

No.	Frequency (MHz)	Results (dBuV/m)	Factor (dB)	Limit (dBuV/m)	Margin (dB)	Detector	Table (Degree)	Height (cm)	Antenna	Verdict
1	5725.063	59.11	4.12	68.2	9.09	Peak	321.00	150	Horizontal	Pass
2	5730.812	59.68	4.04	68.2	8.52	Peak	97.00	150	Horizontal	Pass

U-NII-2C 11ac20 Low Channel

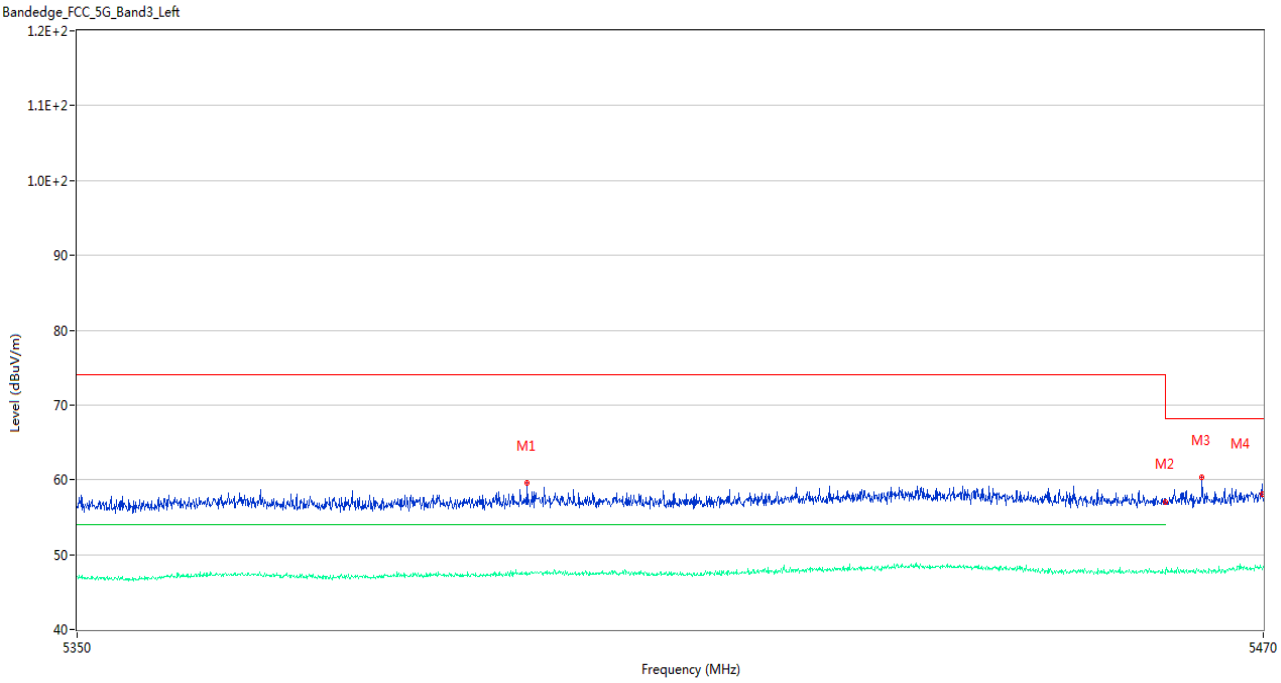

No.	Frequency (MHz)	Results (dBuV/m)	Factor (dB)	Limit (dBuV/m)	Margin (dB)	Detector	Table (Degree)	Height (cm)	Antenna	Verdict
1	5395.240	59.53	3.79	74.0	14.47	Peak	214.00	150	Horizontal	Pass
1**	5395.240	47.25	3.79	54.0	6.75	AV	214.00	150	Horizontal	Pass
2	5459.980	57.10	4.10	74.0	16.90	Peak	34.00	200	Horizontal	Pass
2**	5459.980	47.44	4.10	54.0	6.56	AV	34.00	200	Horizontal	Pass
3	5463.760	60.37	4.07	68.2	7.83	Peak	104.00	150	Horizontal	Pass
3**	5463.760	47.62	4.07	--	--	AV	104.00	150	Horizontal	N/A
4	5469.940	58.07	4.06	68.2	10.13	Peak	104.00	100	Horizontal	Pass
4**	5469.940	48.02	4.06	--	--	AV	104.00	100	Horizontal	N/A

U-NII-2C 11ac20 High Channel

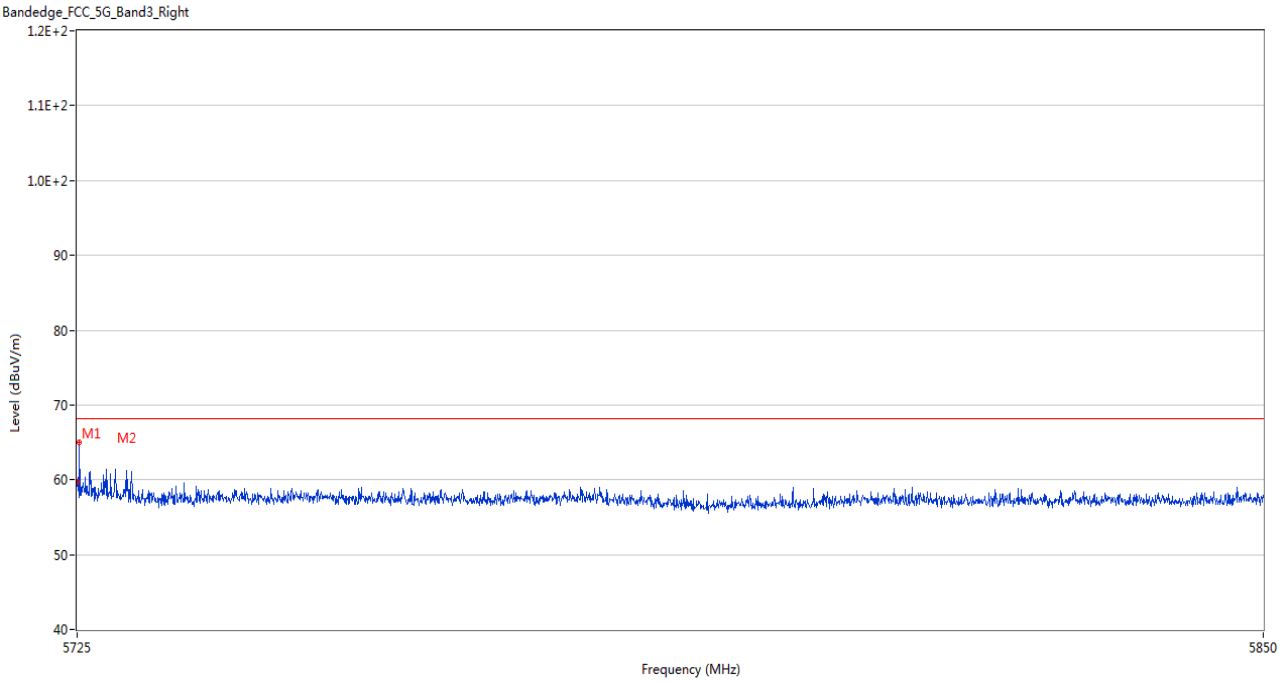

No.	Frequency (MHz)	Results (dBuV/m)	Factor (dB)	Limit (dBuV/m)	Margin (dB)	Detector	Table (Degree)	Height (cm)	Antenna	Verdict
1	5725.000	59.74	4.12	68.2	8.46	Peak	238.00	200	Horizontal	Pass
2	5725.250	65.05	4.12	68.2	3.15	Peak	159.00	100	Horizontal	Pass

U-NII-2C 11ac40 Low Channel

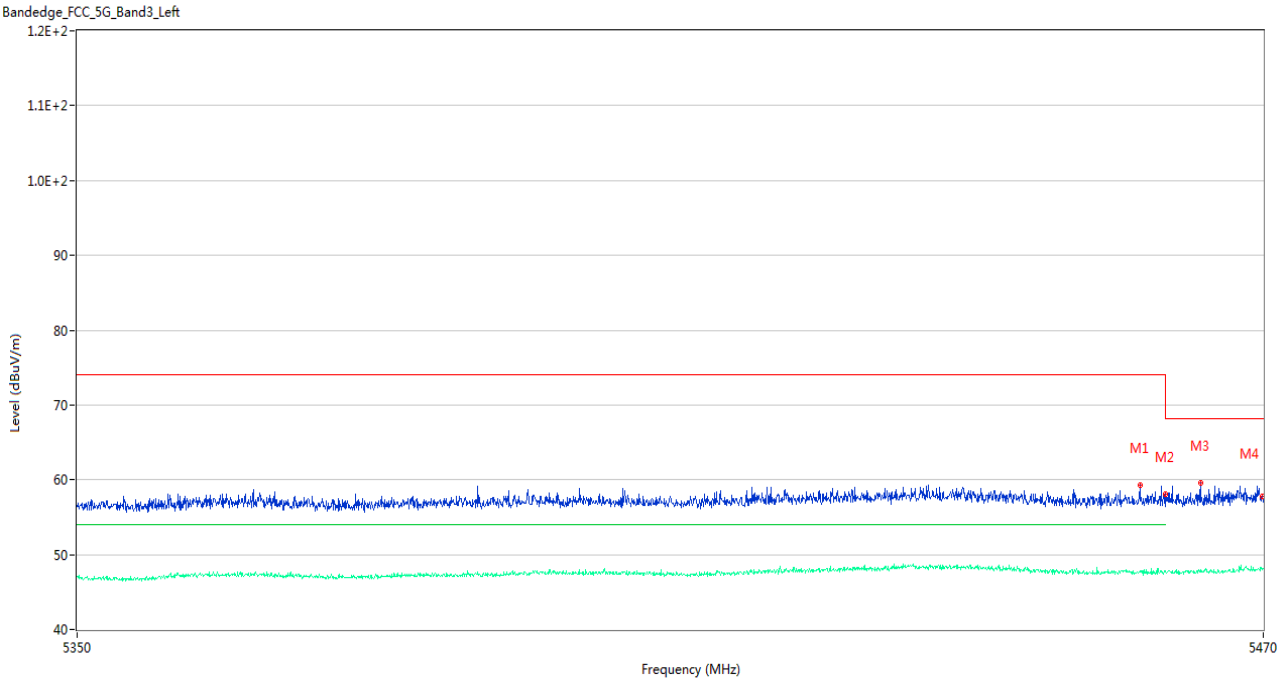

No.	Frequency (MHz)	Results (dBuV/m)	Factor (dB)	Limit (dBuV/m)	Margin (dB)	Detector	Table (Degree)	Height (cm)	Antenna	Verdict
1	5457.400	59.29	4.09	74.0	14.71	Peak	220.00	100	Horizontal	Pass
1**	5457.400	47.81	4.09	54.0	6.19	AV	220.00	100	Horizontal	Pass
2	5459.980	58.11	4.10	74.0	15.89	Peak	93.00	100	Horizontal	Pass
2**	5459.980	47.89	4.10	54.0	6.11	AV	93.00	100	Horizontal	Pass
3	5463.580	59.61	4.08	68.2	8.59	Peak	107.00	200	Horizontal	Pass
3**	5463.580	48.02	4.08	--	--	AV	107.00	200	Horizontal	N/A
4	5469.940	57.83	4.06	68.2	10.37	Peak	292.00	100	Horizontal	Pass
4**	5469.940	48.16	4.06	--	--	AV	292.00	100	Horizontal	N/A

U-NII-2C 11ac40 High Channel

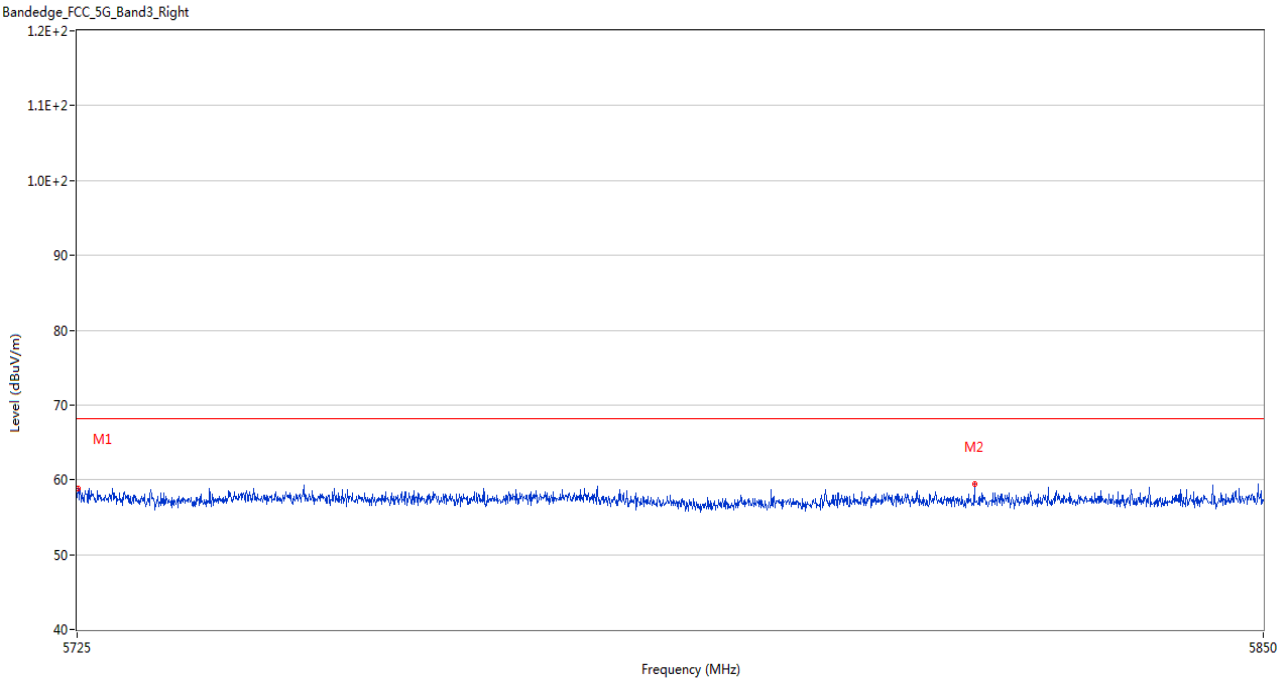

No.	Frequency (MHz)	Results (dBuV/m)	Factor (dB)	Limit (dBuV/m)	Margin (dB)	Detector	Table (Degree)	Height (cm)	Antenna	Verdict
1	5725.063	58.79	4.12	68.2	9.41	Peak	50.00	150	Horizontal	Pass
2	5819.313	59.47	3.65	68.2	8.73	Peak	172.00	100	Horizontal	Pass

U-NII-2C 11ac80 Low Channel

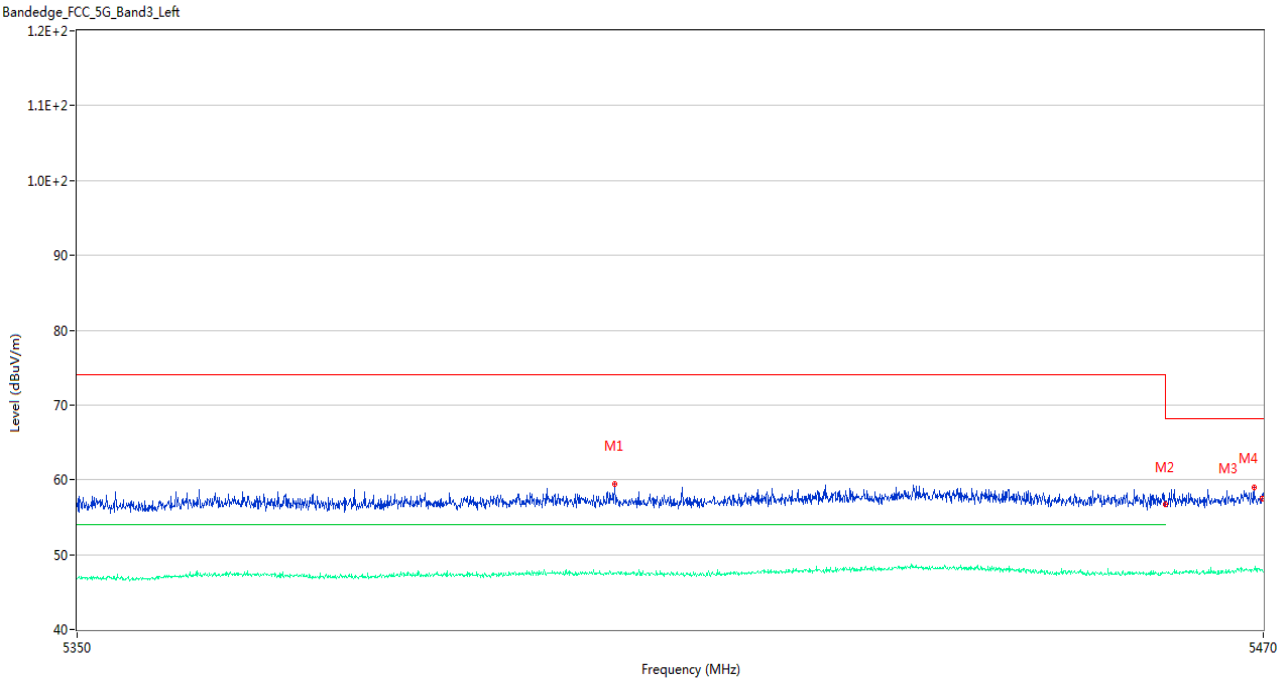

No.	Frequency (MHz)	Results (dBuV/m)	Factor (dB)	Limit (dBuV/m)	Margin (dB)	Detector	Table (Degree)	Height (cm)	Antenna	Verdict
1	5404.060	59.49	3.95	74.0	14.51	Peak	101.00	200	Horizontal	Pass
1**	5404.060	47.56	3.95	54.0	6.44	AV	101.00	200	Horizontal	Pass
2	5459.980	56.72	4.10	74.0	17.28	Peak	33.00	150	Horizontal	Pass
2**	5459.980	47.57	4.10	54.0	6.43	AV	33.00	150	Horizontal	Pass
3	5469.040	58.96	4.09	68.2	9.24	Peak	215.00	200	Horizontal	Pass
3**	5469.040	48.01	4.09	--	--	AV	215.00	200	Horizontal	N/A
4	5469.940	57.47	4.06	68.2	10.73	Peak	132.00	100	Horizontal	Pass
4**	5469.940	47.93	4.06	--	--	AV	132.00	100	Horizontal	N/A

U-NII-2C 11ac80 High Channel

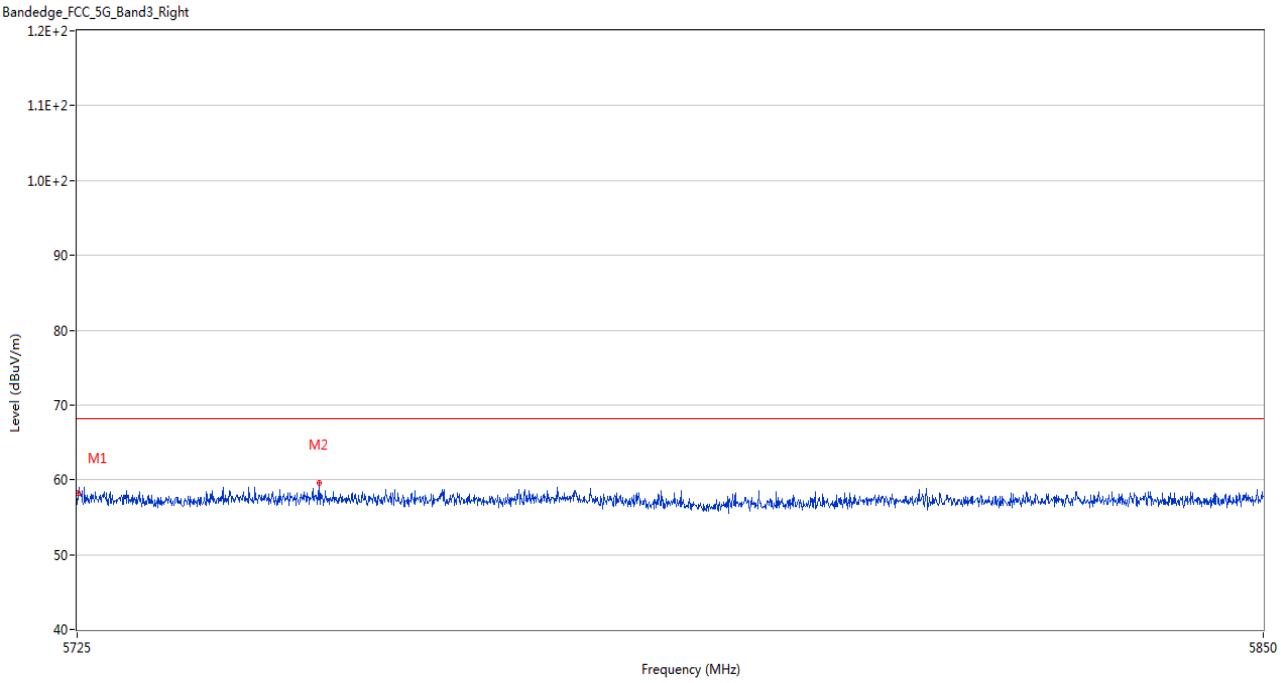

No.	Frequency (MHz)	Results (dBuV/m)	Factor (dB)	Limit (dBuV/m)	Margin (dB)	Detector	Table (Degree)	Height (cm)	Antenna	Verdict
1	5725.063	58.20	4.12	68.2	10.00	Peak	0.00	100	Horizontal	Pass
2	5750.250	59.66	3.92	68.2	8.54	Peak	253.00	100	Horizontal	Pass

U-NII-3 11a Low Channel

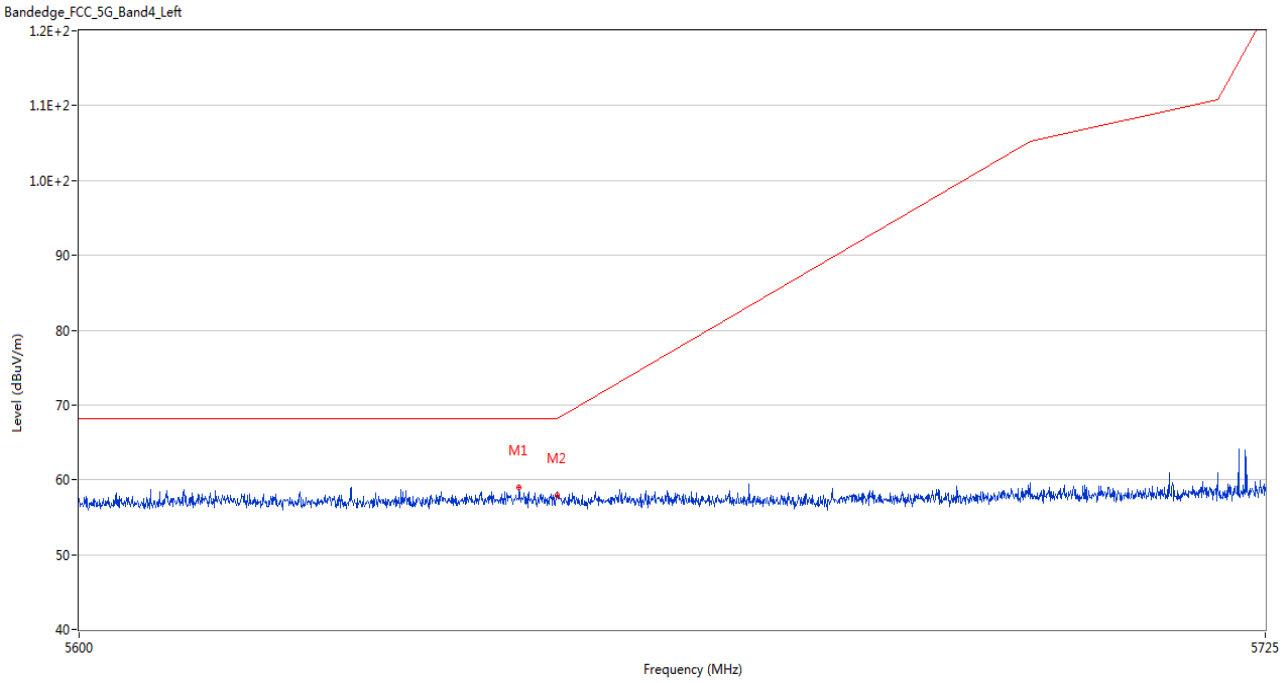

No.	Frequency (MHz)	Results (dBuV/m)	Factor (dB)	Limit (dBuV/m)	Margin (dB)	Detector	Table (Degree)	Height (cm)	Antenna	Verdict
1	5646.063	58.96	3.93	68.2	9.24	Peak	311.00	150	Horizontal	Pass
2	5650.000	57.89	3.83	68.2	10.31	Peak	177.00	150	Horizontal	Pass

U-NII-3 11a High Channel

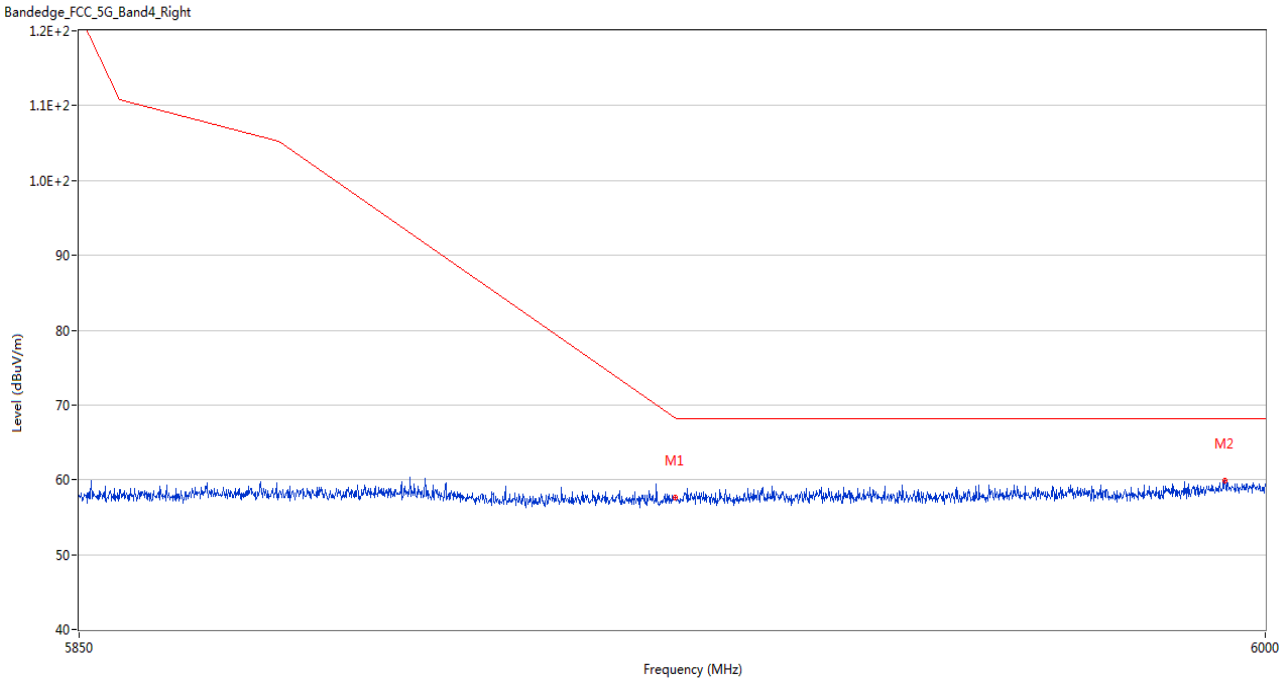

No.	Frequency (MHz)	Results (dBuV/m)	Factor (dB)	Limit (dBuV/m)	Margin (dB)	Detector	Table (Degree)	Height (cm)	Antenna	Verdict
1	5924.925	57.61	3.64	68.3	10.69	Peak	162.00	150	Horizontal	Pass
2	5994.825	59.85	5.69	68.2	8.35	Peak	148.00	200	Horizontal	Pass

U-NII-3 11n20 Low Channel

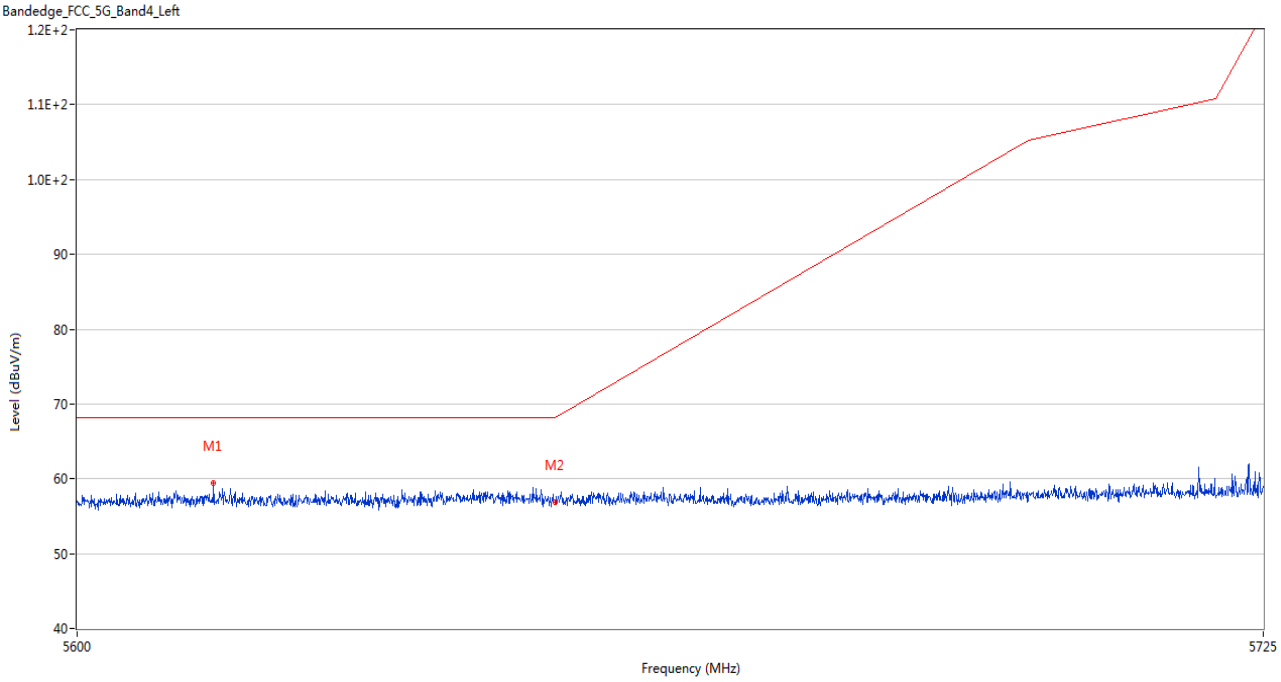

No.	Frequency (MHz)	Results (dBuV/m)	Factor (dB)	Limit (dBuV/m)	Margin (dB)	Detector	Table (Degree)	Height (cm)	Antenna	Verdict
1	5614.250	59.37	3.76	68.2	8.83	Peak	113.00	150	Horizontal	Pass
2	5650.000	56.81	3.83	68.2	11.39	Peak	319.00	150	Horizontal	Pass

U-NII-3 11n20 High Channel

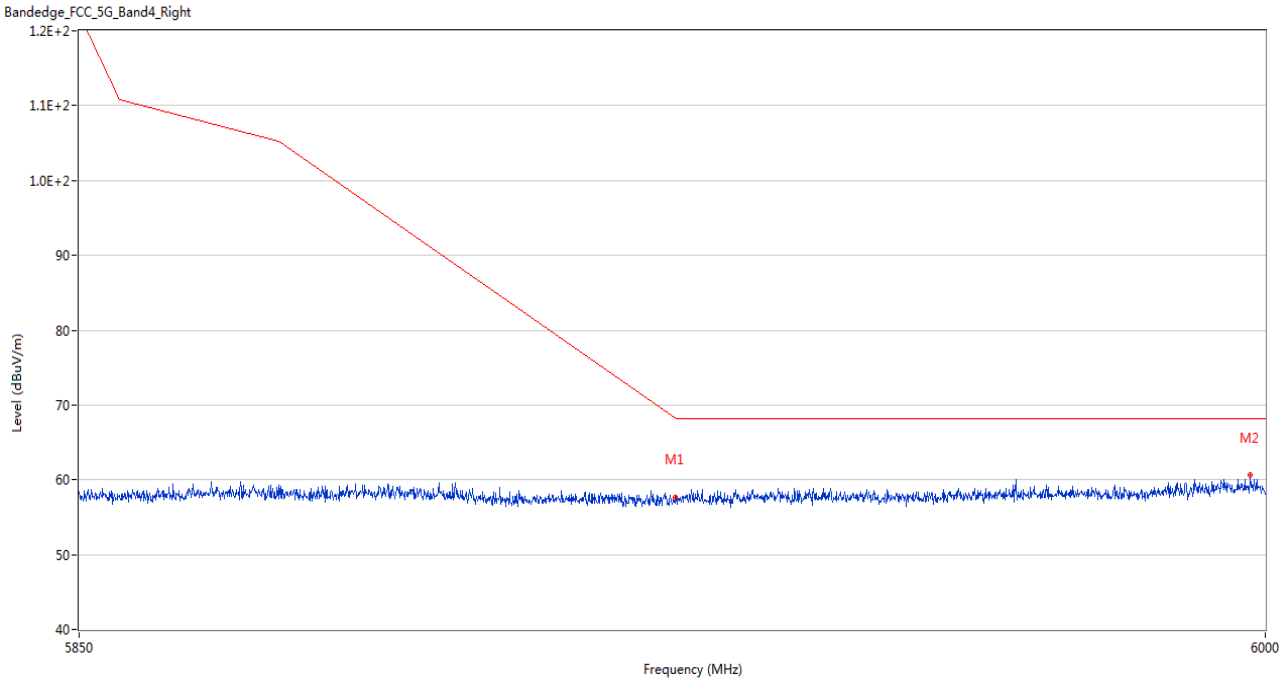

No.	Frequency (MHz)	Results (dBuV/m)	Factor (dB)	Limit (dBuV/m)	Margin (dB)	Detector	Table (Degree)	Height (cm)	Antenna	Verdict
1	5924.925	57.68	3.64	68.3	10.62	Peak	31.00	150	Horizontal	Pass
2	5998.125	60.62	5.76	68.2	7.58	Peak	98.00	100	Horizontal	Pass

U-NII-3 11n40 Low Channel

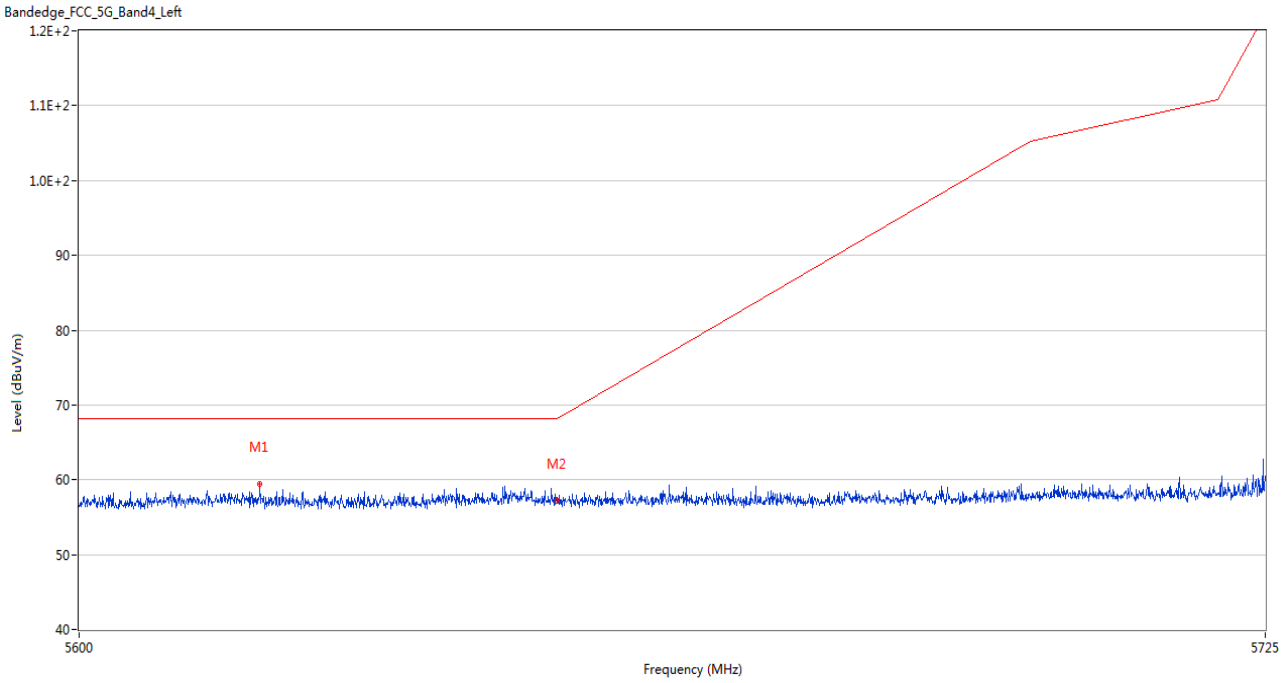

No.	Frequency (MHz)	Results (dBuV/m)	Factor (dB)	Limit (dBuV/m)	Margin (dB)	Detector	Table (Degree)	Height (cm)	Antenna	Verdict
1	5618.875	59.46	3.39	68.2	8.74	Peak	22.00	100	Horizontal	Pass
2	5650.000	57.18	3.83	68.2	11.02	Peak	193.00	150	Horizontal	Pass

U-NII-3 11n40 High Channel

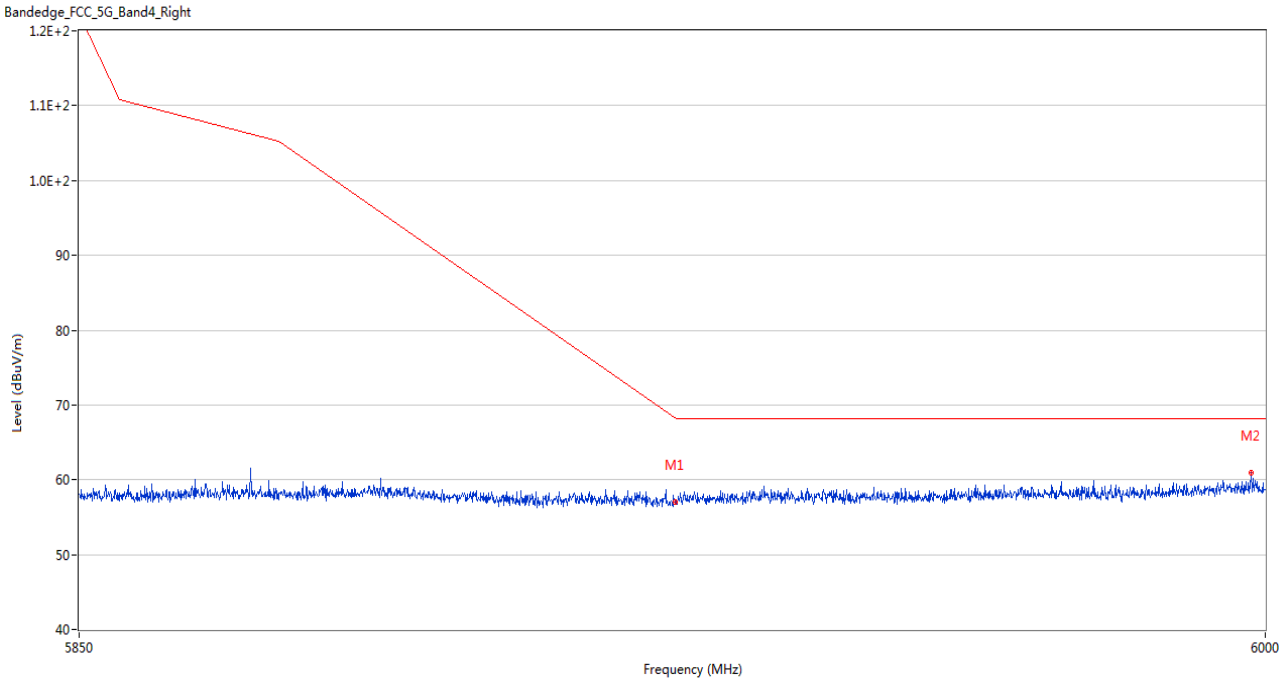

No.	Frequency (MHz)	Results (dBuV/m)	Factor (dB)	Limit (dBuV/m)	Margin (dB)	Detector	Table (Degree)	Height (cm)	Antenna	Verdict
1	5924.925	57.02	3.64	68.3	11.28	Peak	279.00	100	Horizontal	Pass
2	5998.200	60.87	5.77	68.2	7.33	Peak	268.00	200	Horizontal	Pass

U-NII-3 11ac20 Low Channel

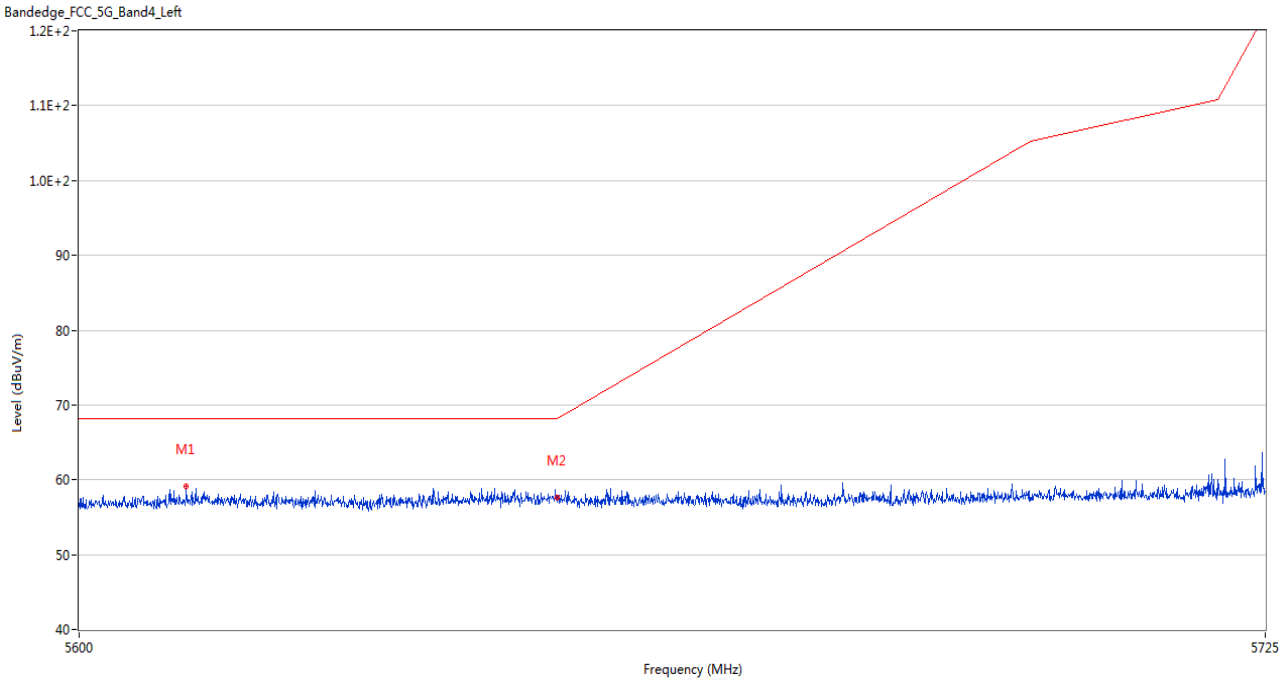

No.	Frequency (MHz)	Results (dBuV/m)	Factor (dB)	Limit (dBuV/m)	Margin (dB)	Detector	Table (Degree)	Height (cm)	Antenna	Verdict
1	5611.188	59.13	3.74	68.2	9.07	Peak	0.00	150	Horizontal	Pass
2	5650.000	57.67	3.83	68.2	10.53	Peak	37.00	100	Horizontal	Pass

U-NII-3 11ac20 High Channel

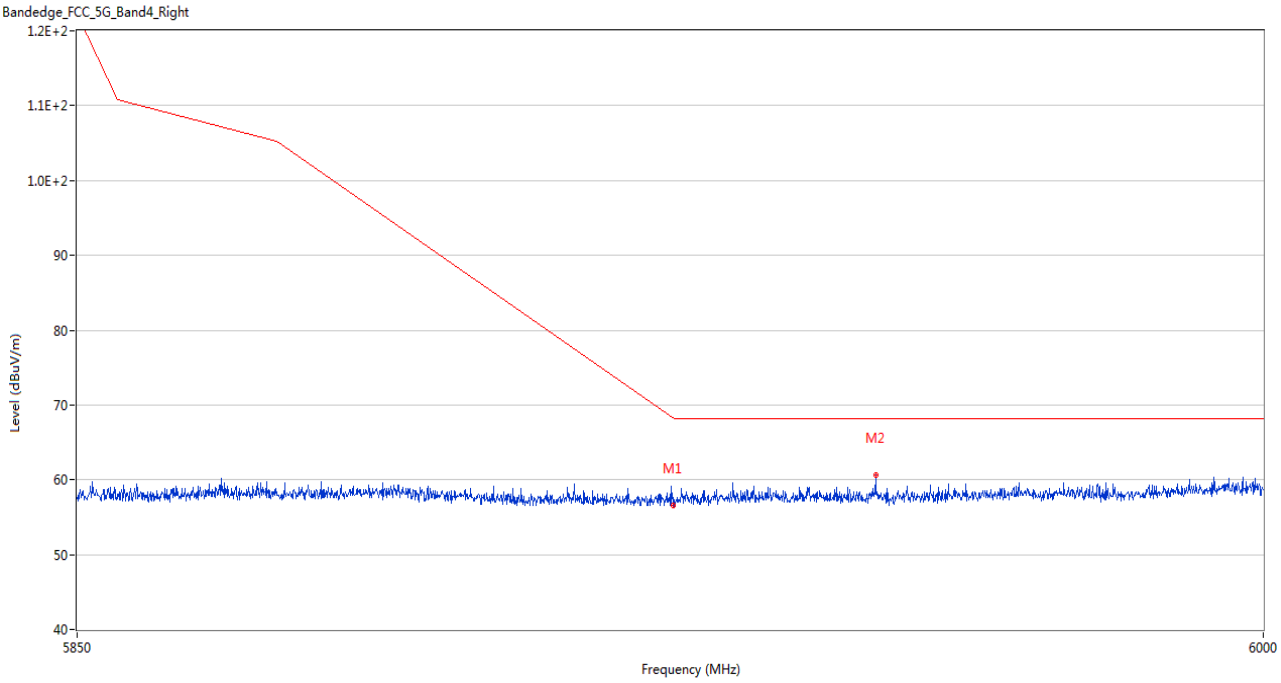

No.	Frequency (MHz)	Results (dBuV/m)	Factor (dB)	Limit (dBuV/m)	Margin (dB)	Detector	Table (Degree)	Height (cm)	Antenna	Verdict
1	5924.925	56.56	3.64	68.3	11.74	Peak	133.00	150	Horizontal	Pass
2	5950.575	60.61	4.06	68.2	7.59	Peak	226.00	150	Horizontal	Pass

U-NII-3 11ac40 Low Channel

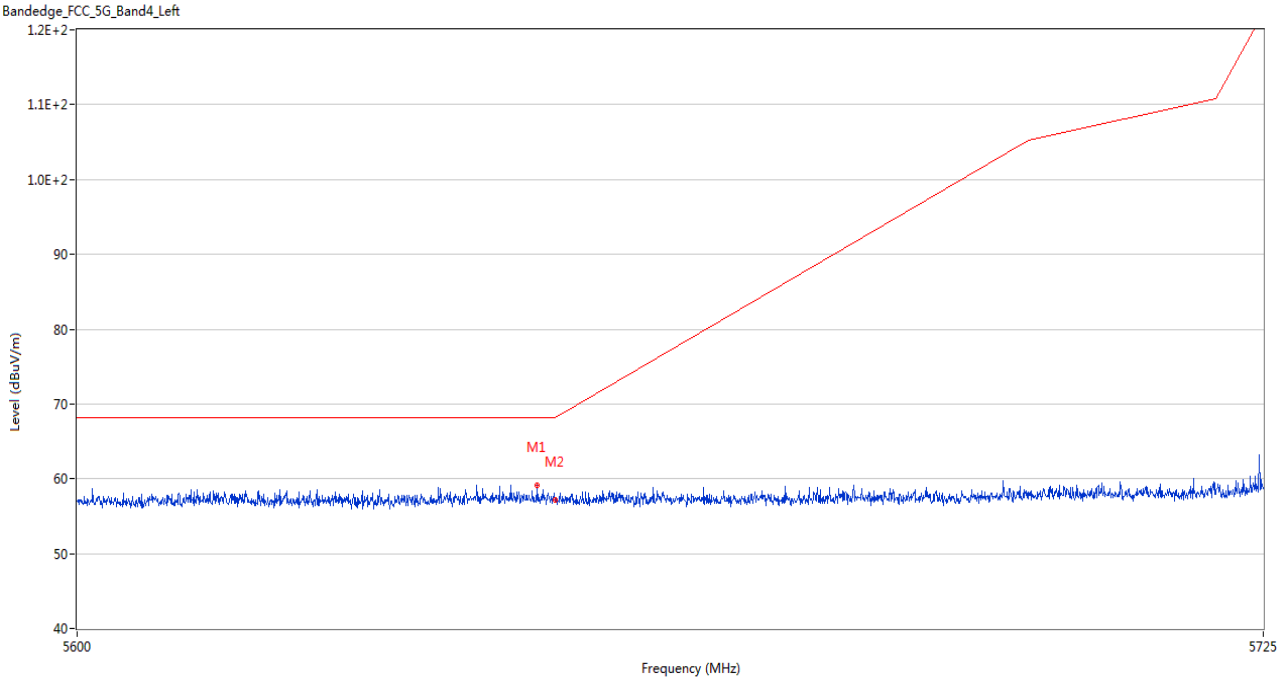

No.	Frequency (MHz)	Results (dBuV/m)	Factor (dB)	Limit (dBuV/m)	Margin (dB)	Detector	Table (Degree)	Height (cm)	Antenna	Verdict
1	5648.187	59.19	3.81	68.2	9.01	Peak	197.00	200	Horizontal	Pass
2	5650.000	57.23	3.83	68.2	10.97	Peak	91.00	200	Horizontal	Pass

U-NII-3 11ac40 High Channel

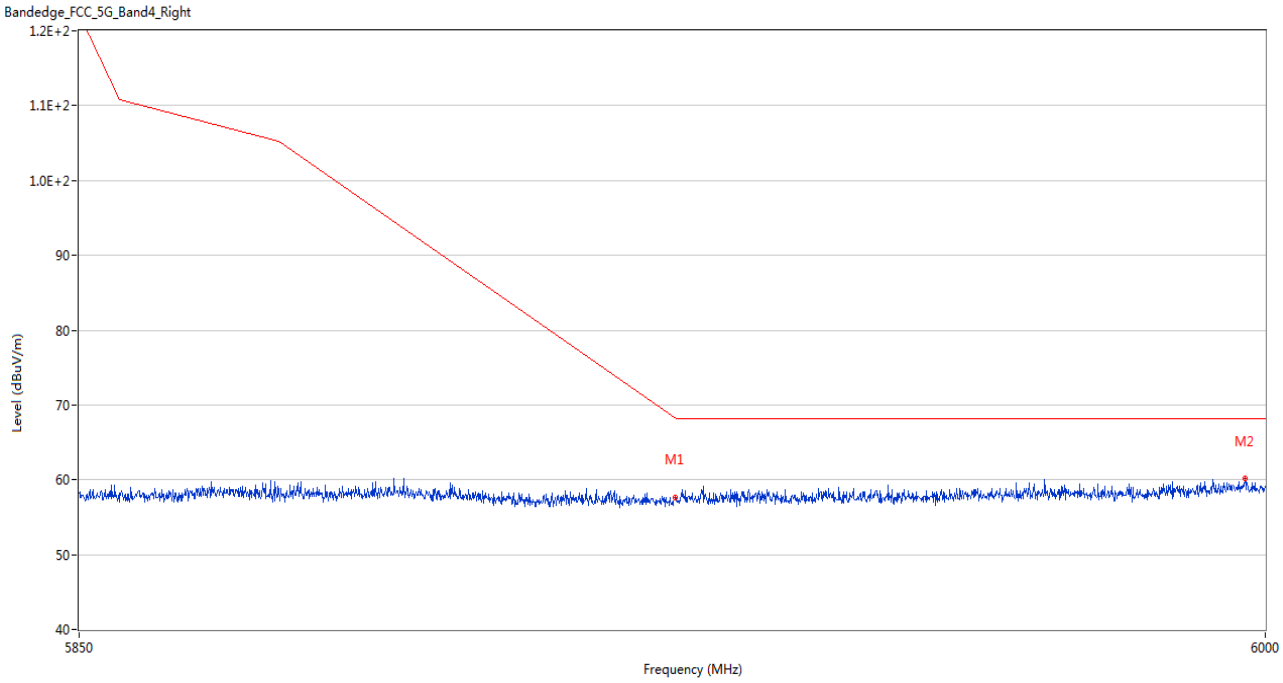

No.	Frequency (MHz)	Results (dBuV/m)	Factor (dB)	Limit (dBuV/m)	Margin (dB)	Detector	Table (Degree)	Height (cm)	Antenna	Verdict
1	5924.925	57.69	3.64	68.3	10.61	Peak	239.00	150	Horizontal	Pass
2	5997.450	60.20	5.71	68.2	8.00	Peak	204.00	200	Horizontal	Pass

U-NII-3 11ac80 Middle Channel

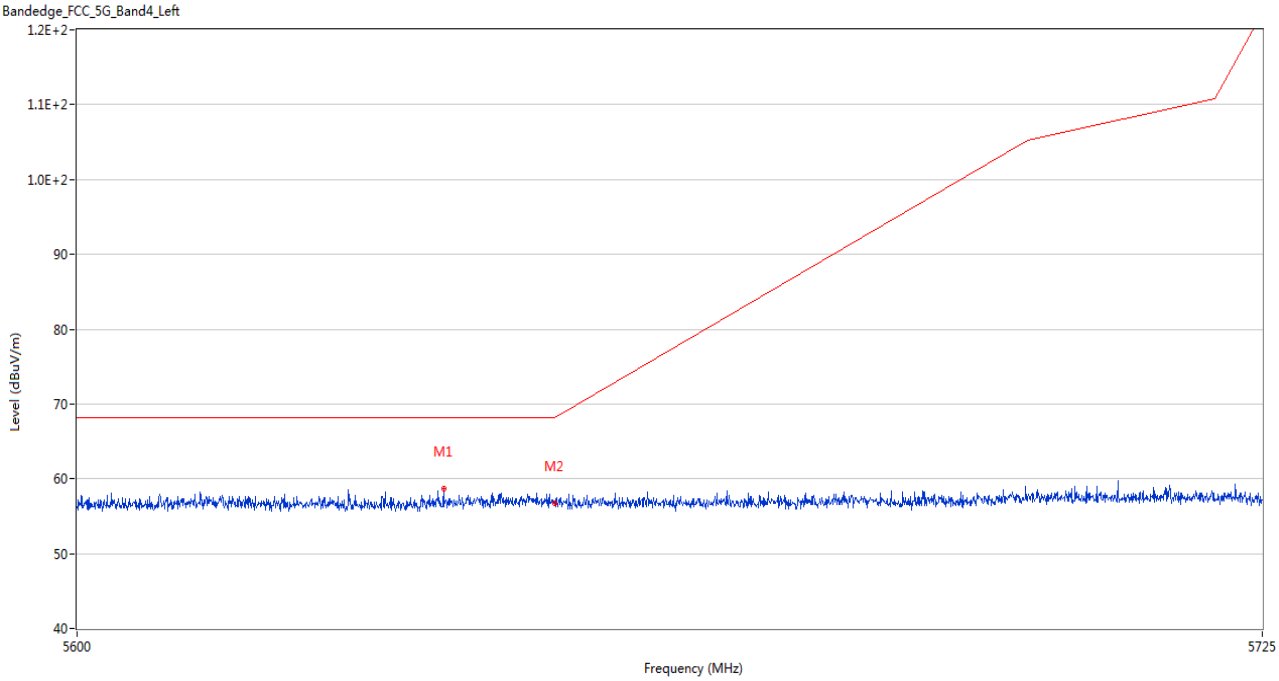

No.	Frequency (MHz)	Results (dBuV/m)	Factor (dB)	Limit (dBuV/m)	Margin (dB)	Detector	Table (Degree)	Height (cm)	Antenna	Verdict
1	5638.375	58.63	3.74	68.2	9.57	Peak	47.00	150	Horizontal	Pass
2	5650.000	56.70	3.83	68.2	11.50	Peak	202.00	100	Horizontal	Pass

U-NII-3 11ac80 Middle Channel

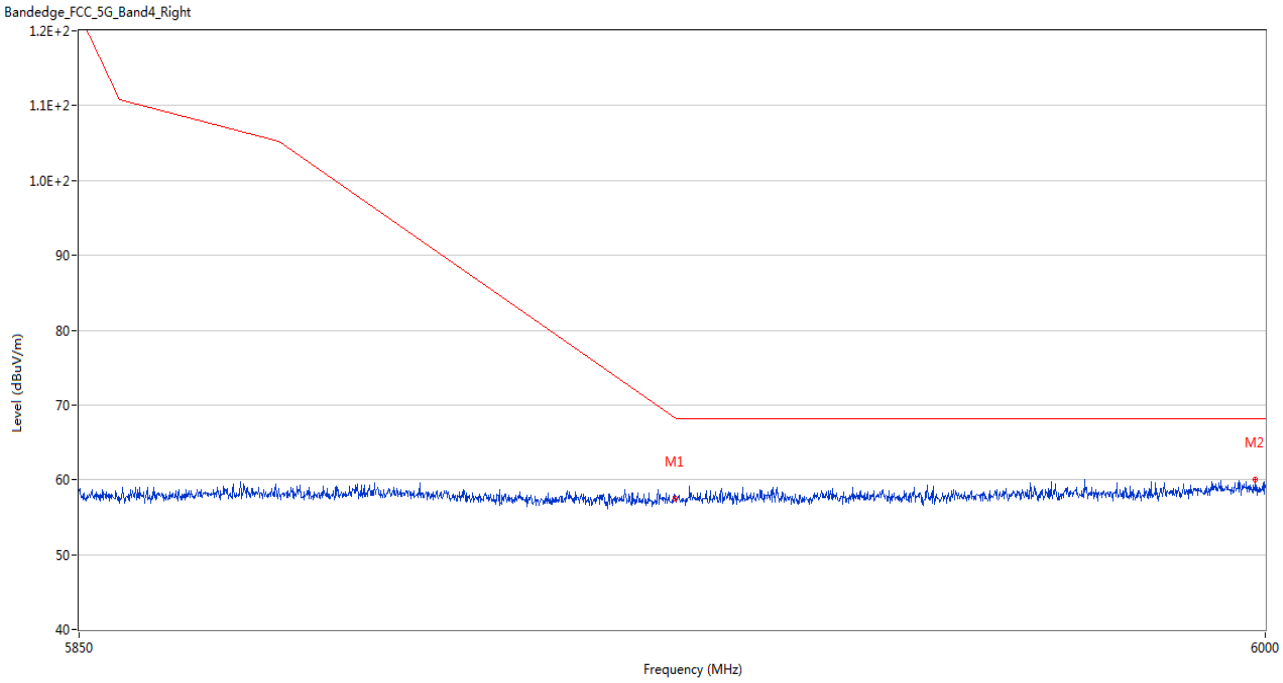

No.	Frequency (MHz)	Results (dBuV/m)	Factor (dB)	Limit (dBuV/m)	Margin (dB)	Detector	Table (Degree)	Height (cm)	Antenna	Verdict
1	5924.925	57.41	3.64	68.3	10.89	Peak	96.00	200	Horizontal	Pass
2	5998.725	60.05	5.81	68.2	8.15	Peak	226.00	200	Horizontal	Pass

U-NII-2C & U-NII-3 11a 144 Channel

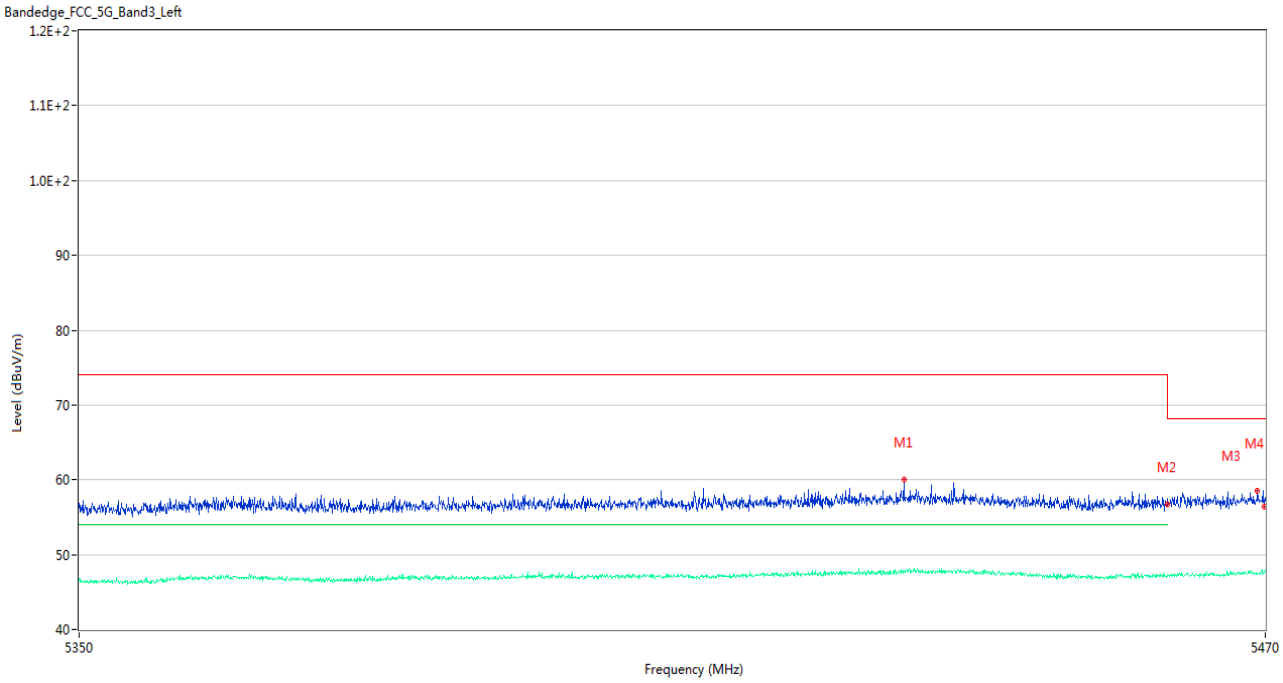

No.	Frequency (MHz)	Results (dBuV/m)	Factor (dB)	Limit (dBuV/m)	Margin (dB)	Detector	Table (Degree)	Height (cm)	Antenna	Verdict
1	5433.160	60.04	4.40	74.0	13.96	Peak	342.00	100	Horizontal	Pass
1**	5433.160	47.80	4.40	54.0	6.20	AV	342.00	100	Horizontal	Pass
2	5459.980	56.76	4.10	74.0	17.24	Peak	300.00	200	Horizontal	Pass
2**	5459.980	47.03	4.10	54.0	6.97	AV	300.00	200	Horizontal	Pass
3	5469.220	58.51	4.08	68.2	9.69	Peak	125.00	100	Horizontal	Pass
3**	5469.220	47.45	4.08	--	--	AV	125.00	100	Horizontal	N/A
4	5469.940	56.49	4.06	68.2	11.71	Peak	286.00	200	Horizontal	Pass
4**	5469.940	47.49	4.06	--	--	AV	286.00	200	Horizontal	N/A

U-NII-2C & U-NII-3 11a 144 Channel

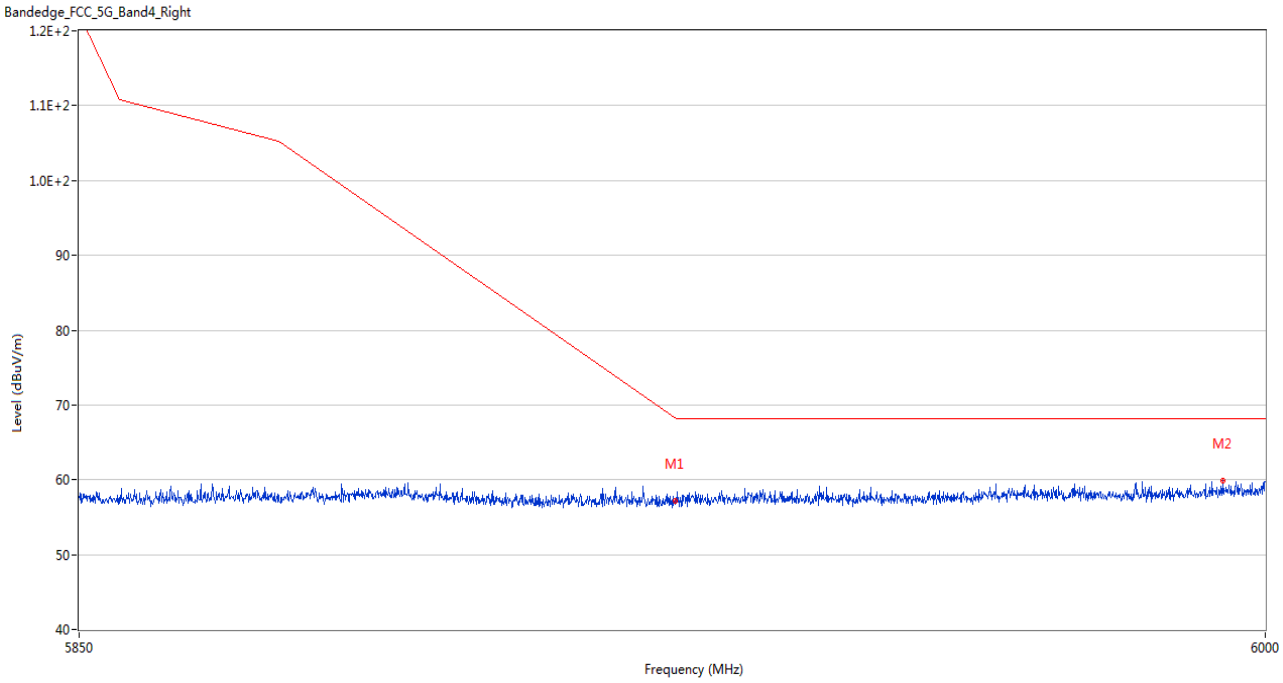

No.	Frequency (MHz)	Results (dBuV/m)	Factor (dB)	Limit (dBuV/m)	Margin (dB)	Detector	Table (Degree)	Height (cm)	Antenna	Verdict
1	5924.925	57.20	3.64	68.3	11.10	Peak	238.00	100	Horizontal	Pass
2	5994.525	59.86	5.65	68.2	8.34	Peak	131.00	150	Horizontal	Pass

U-NII-2C & U-NII-3 11n20 144 Channel

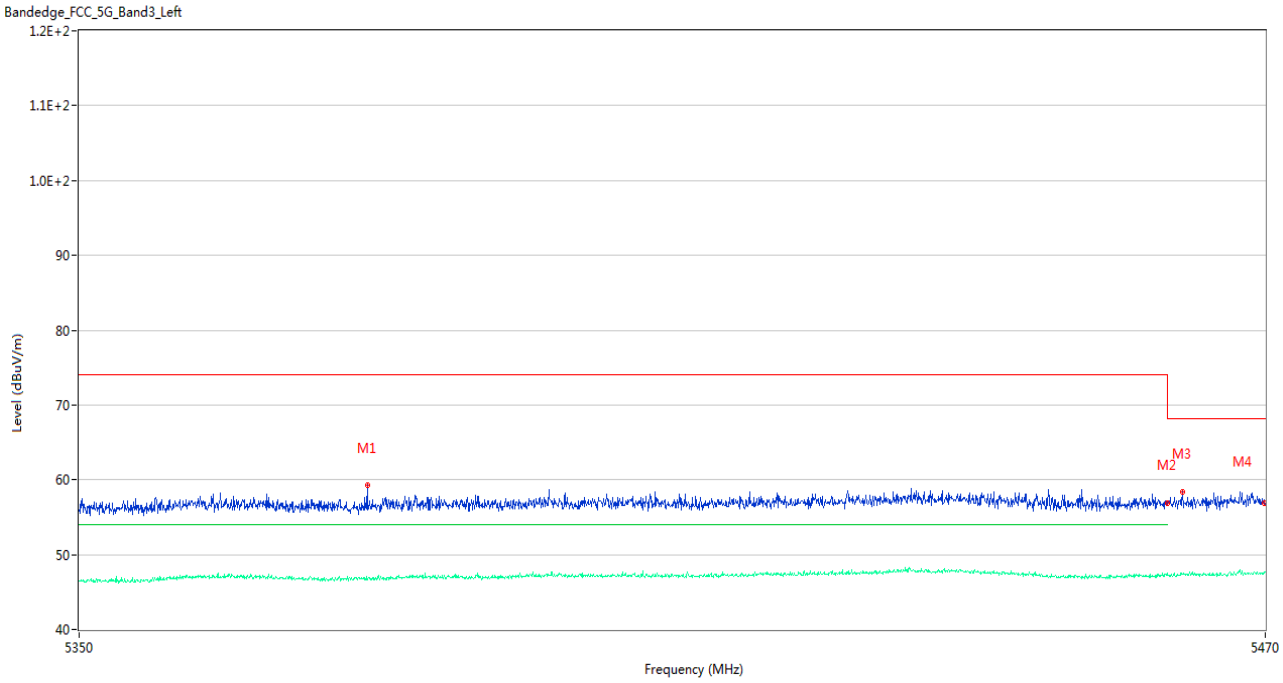

No.	Frequency (MHz)	Results (dBuV/m)	Factor (dB)	Limit (dBuV/m)	Margin (dB)	Detector	Table (Degree)	Height (cm)	Antenna	Verdict
1	5378.920	59.27	3.58	74.0	14.73	Peak	191.00	200	Horizontal	Pass
1**	5378.920	46.75	3.58	54.0	7.25	AV	191.00	200	Horizontal	Pass
2	5459.980	56.93	4.10	74.0	17.07	Peak	223.00	150	Horizontal	Pass
2**	5459.980	47.48	4.10	54.0	6.52	AV	223.00	150	Horizontal	Pass
3	5461.540	58.44	4.13	68.2	9.76	Peak	104.00	150	Horizontal	Pass
3**	5461.540	47.31	4.13	--	--	AV	104.00	150	Horizontal	N/A
4	5469.940	56.88	4.06	68.2	11.32	Peak	360.00	150	Horizontal	Pass
4**	5469.940	47.75	4.06	--	--	AV	360.00	150	Horizontal	N/A

U-NII-2C & U-NII-3 11n20 144 Channel

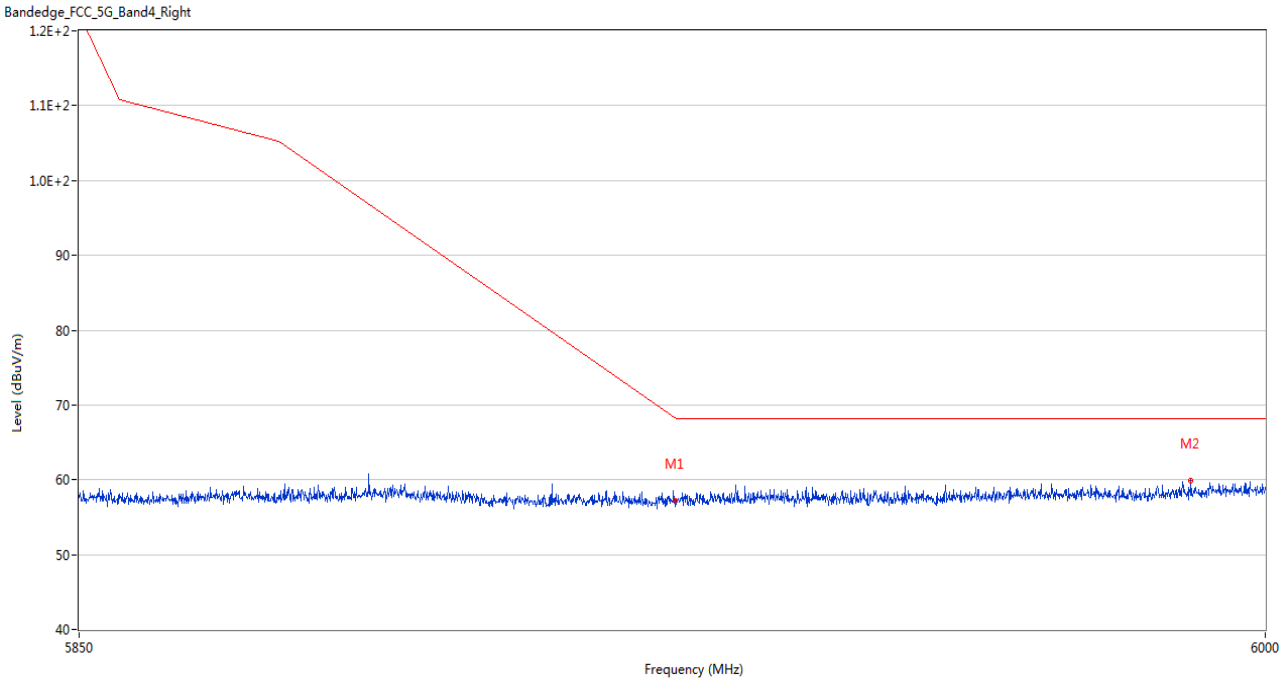

No.	Frequency (MHz)	Results (dBuV/m)	Factor (dB)	Limit (dBuV/m)	Margin (dB)	Detector	Table (Degree)	Height (cm)	Antenna	Verdict
1	5924.925	57.13	3.64	68.3	11.17	Peak	95.00	100	Horizontal	Pass
2	5990.475	59.90	5.14	68.2	8.30	Peak	360.00	150	Horizontal	Pass

U-NII-2C & U-NII-3 11n40 142 Channel

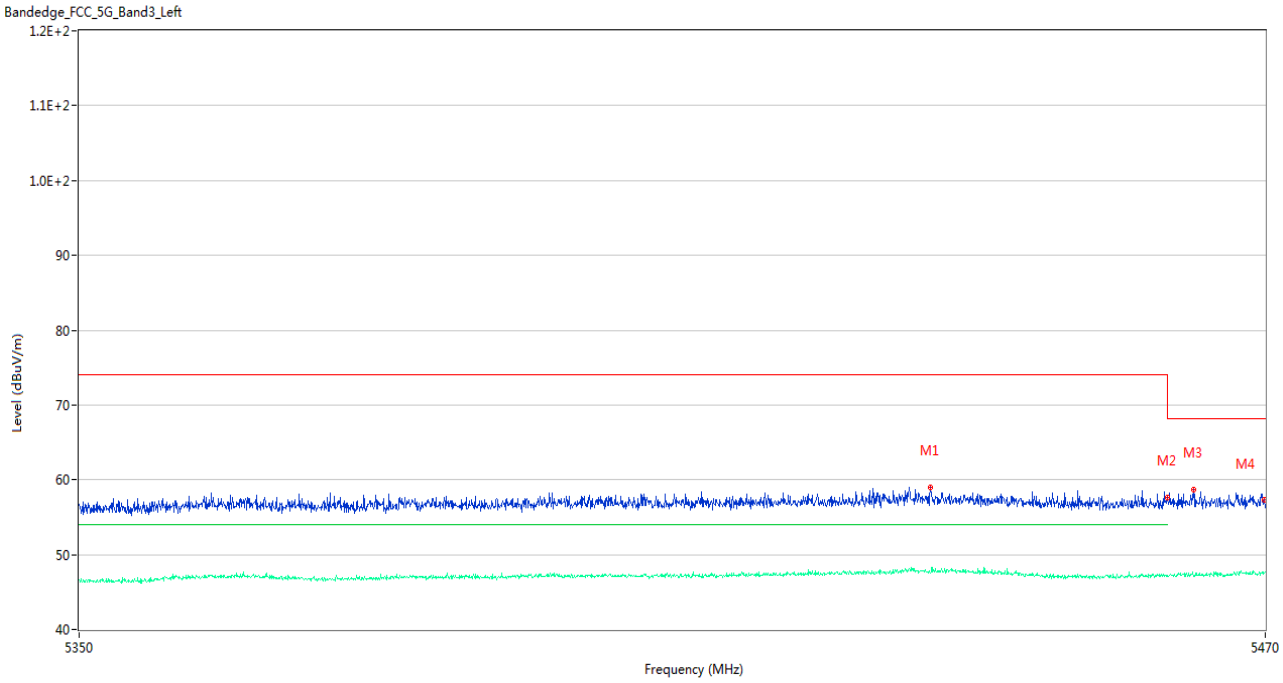

No.	Frequency (MHz)	Results (dBuV/m)	Factor (dB)	Limit (dBuV/m)	Margin (dB)	Detector	Table (Degree)	Height (cm)	Antenna	Verdict
1	5435.860	59.03	4.34	74.0	14.97	Peak	118.00	100	Horizontal	Pass
1**	5435.860	47.60	4.34	54.0	6.40	AV	118.00	100	Horizontal	Pass
2	5459.980	57.66	4.10	74.0	16.34	Peak	163.00	200	Horizontal	Pass
2**	5459.980	47.25	4.10	54.0	6.75	AV	163.00	200	Horizontal	Pass
3	5462.680	58.70	4.11	68.2	9.50	Peak	193.00	200	Horizontal	Pass
3**	5462.680	47.14	4.11	--	--	AV	193.00	200	Horizontal	N/A
4	5469.940	57.36	4.06	68.2	10.84	Peak	94.00	100	Horizontal	Pass
4**	5469.940	47.51	4.06	--	--	AV	94.00	100	Horizontal	N/A

U-NII-2C & U-NII-3 11n40 142 Channel

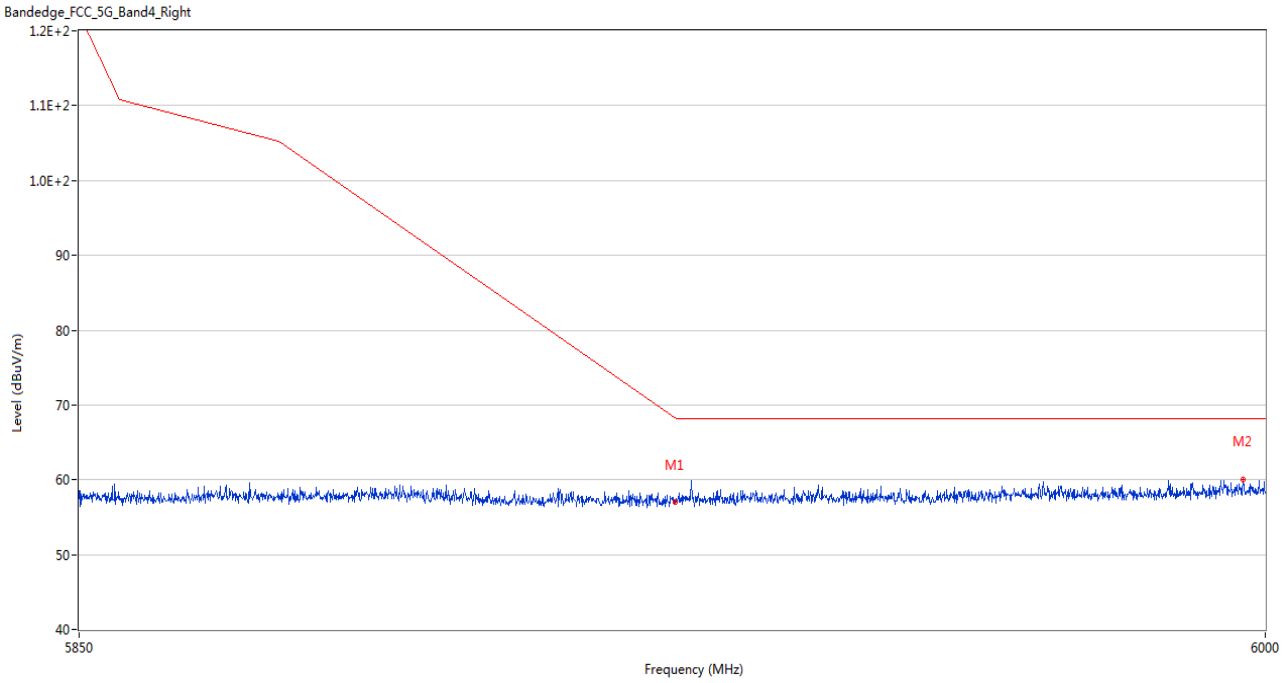

No.	Frequency (MHz)	Results (dBuV/m)	Factor (dB)	Limit (dBuV/m)	Margin (dB)	Detector	Table (Degree)	Height (cm)	Antenna	Verdict
1	5924.925	57.03	3.64	68.3	11.27	Peak	38.00	150	Horizontal	Pass
2	5997.150	60.09	5.69	68.2	8.11	Peak	137.00	200	Horizontal	Pass

U-NII-2C & U-NII-3 11ac20 144 Channel

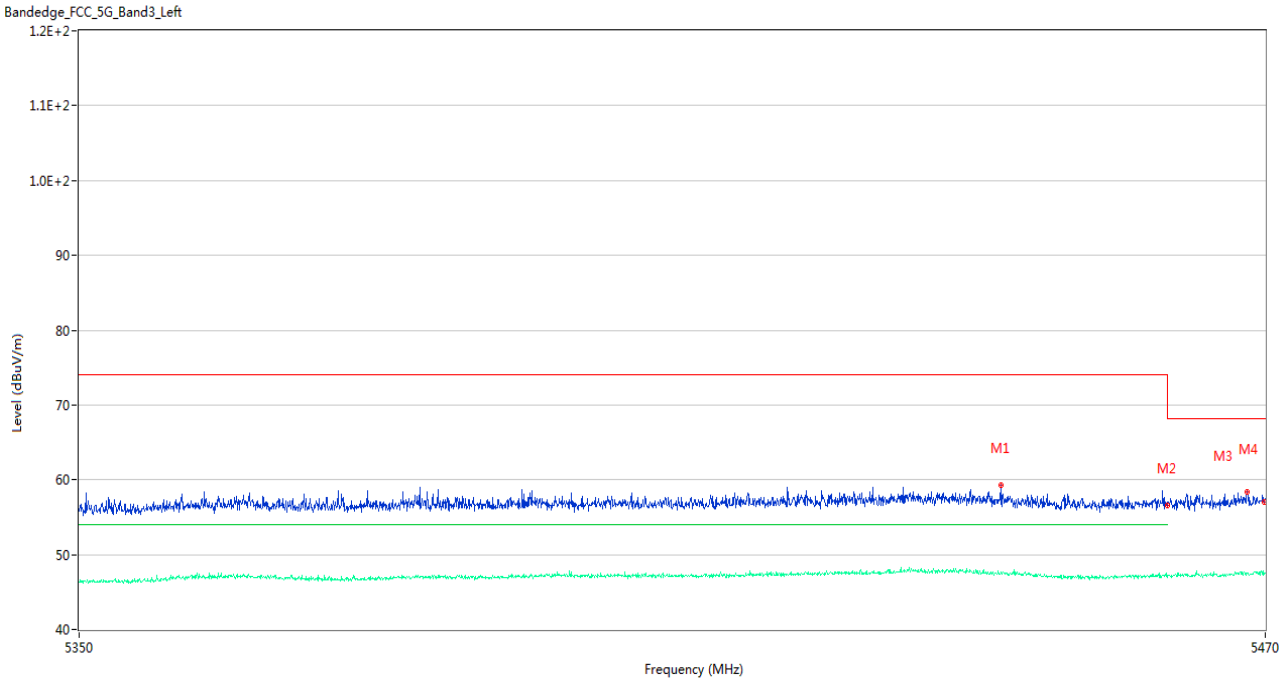

No.	Frequency (MHz)	Results (dBuV/m)	Factor (dB)	Limit (dBuV/m)	Margin (dB)	Detector	Table (Degree)	Height (cm)	Antenna	Verdict
1	5443.000	59.29	4.23	74.0	14.71	Peak	316.00	100	Horizontal	Pass
1**	5443.000	47.54	4.23	54.0	6.46	AV	316.00	100	Horizontal	Pass
2	5459.980	56.52	4.10	74.0	17.48	Peak	2.00	150	Horizontal	Pass
2**	5459.980	47.20	4.10	54.0	6.80	AV	2.00	150	Horizontal	Pass
3	5468.140	58.34	4.13	68.2	9.86	Peak	137.00	100	Horizontal	Pass
3**	5468.140	47.51	4.13	--	--	AV	137.00	100	Horizontal	N/A
4	5469.940	57.01	4.06	68.2	11.19	Peak	48.00	200	Horizontal	Pass
4**	5469.940	47.53	4.06	--	--	AV	48.00	200	Horizontal	N/A

U-NII-2C & U-NII-3 11ac20 144 Channel

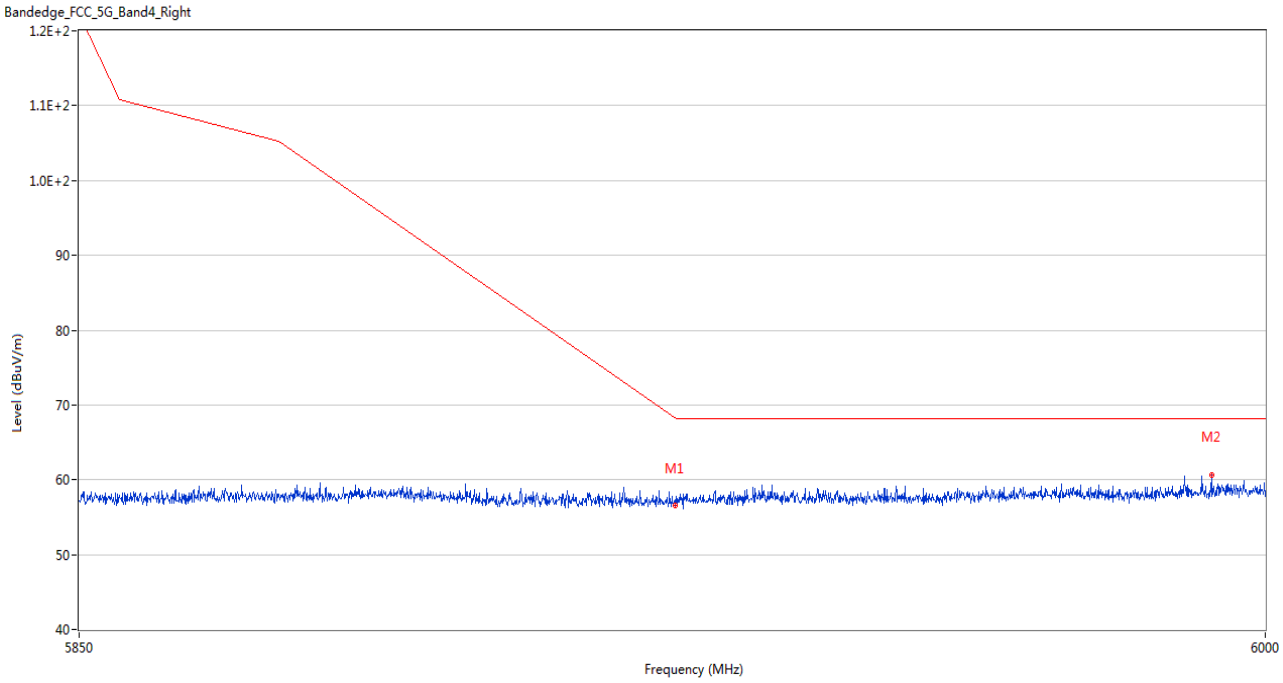

No.	Frequency (MHz)	Results (dBuV/m)	Factor (dB)	Limit (dBuV/m)	Margin (dB)	Detector	Table (Degree)	Height (cm)	Antenna	Verdict
1	5924.925	56.60	3.64	68.3	11.70	Peak	222.00	100	Horizontal	Pass
2	5993.100	60.71	5.38	68.2	7.49	Peak	103.00	200	Horizontal	Pass

U-NII-2C & U-NII-3 11ac40 142 Channel

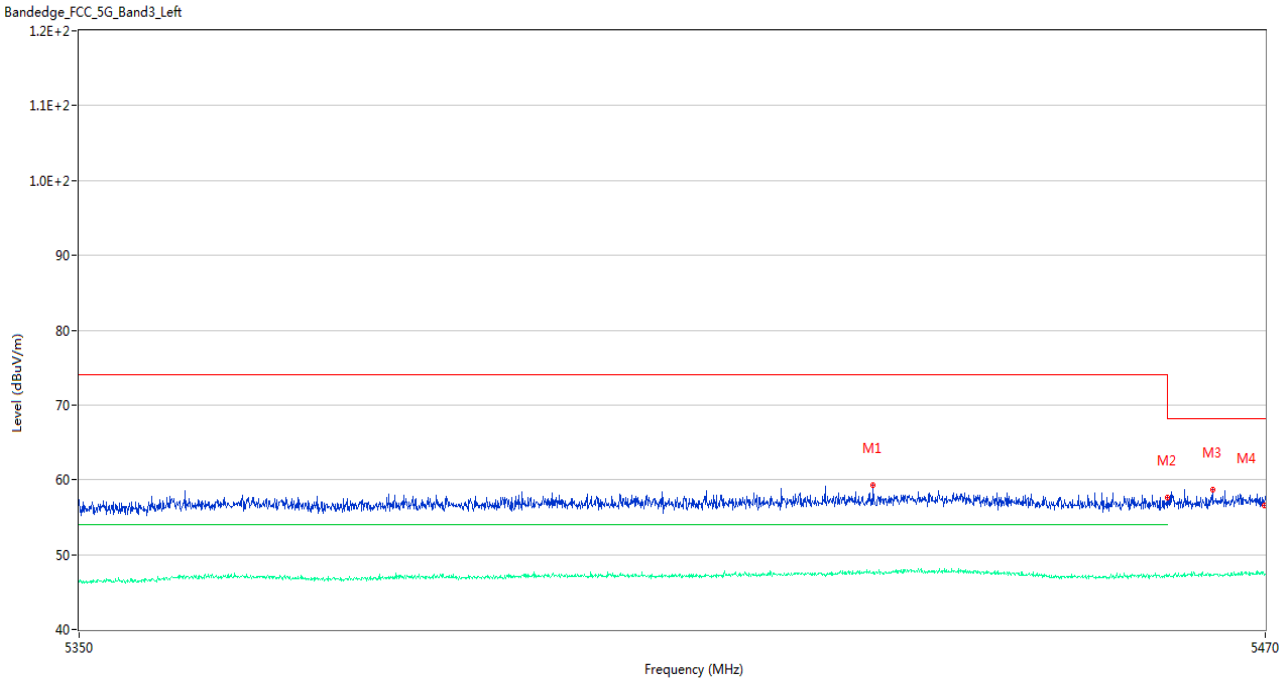

No.	Frequency (MHz)	Results (dBuV/m)	Factor (dB)	Limit (dBuV/m)	Margin (dB)	Detector	Table (Degree)	Height (cm)	Antenna	Verdict
1	5430.040	59.33	4.12	74.0	14.67	Peak	208.00	150	Horizontal	Pass
1**	5430.040	47.54	4.12	54.0	6.46	AV	208.00	150	Horizontal	Pass
2	5459.980	57.64	4.10	74.0	16.36	Peak	253.00	200	Horizontal	Pass
2**	5459.980	47.12	4.10	54.0	6.88	AV	253.00	200	Horizontal	Pass
3	5464.600	58.73	4.02	68.2	9.47	Peak	187.00	200	Horizontal	Pass
3**	5464.600	47.19	4.02	--	--	AV	187.00	200	Horizontal	N/A
4	5469.940	56.62	4.06	68.2	11.58	Peak	104.00	100	Horizontal	Pass
4**	5469.940	47.30	4.06	--	--	AV	104.00	100	Horizontal	N/A

U-NII-2C & U-NII-3 11ac40 142 Channel

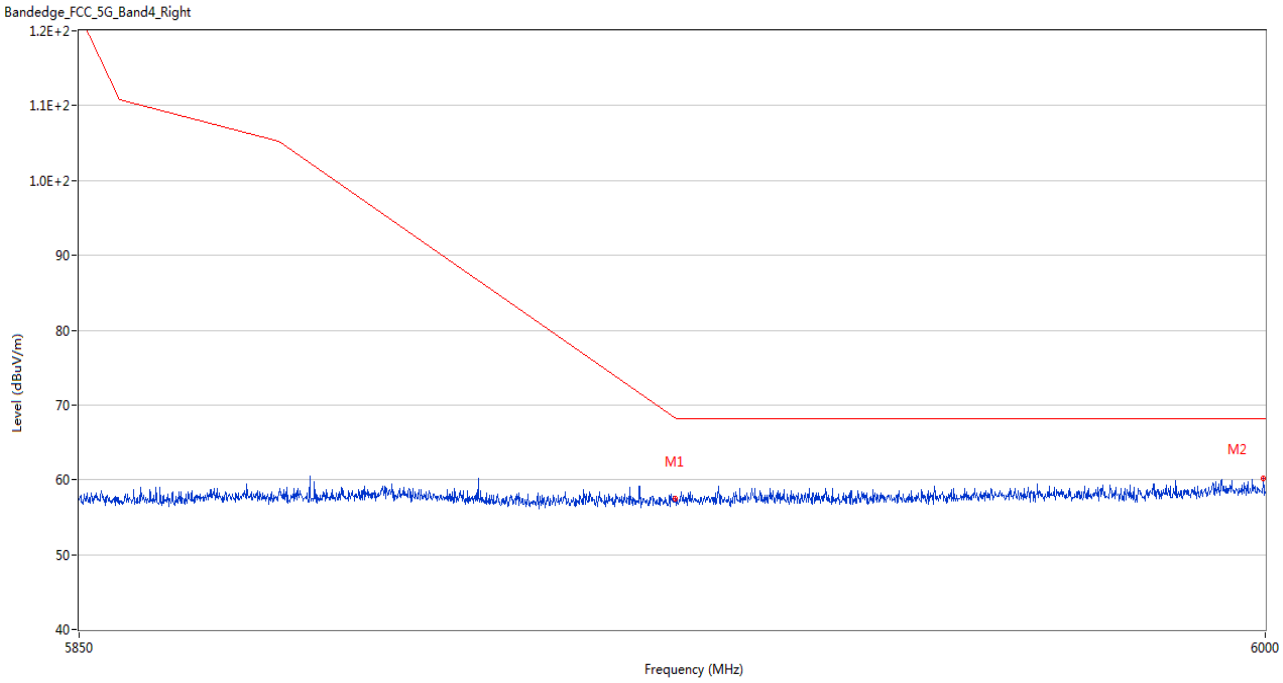

No.	Frequency (MHz)	Results (dBuV/m)	Factor (dB)	Limit (dBuV/m)	Margin (dB)	Detector	Table (Degree)	Height (cm)	Antenna	Verdict
1	5924.925	57.47	3.64	68.3	10.83	Peak	324.00	150	Horizontal	Pass
2	5999.775	60.14	5.75	68.2	8.06	Peak	84.00	200	Horizontal	Pass

U-NII-2C & U-NII-3 11ac80 138 Channel

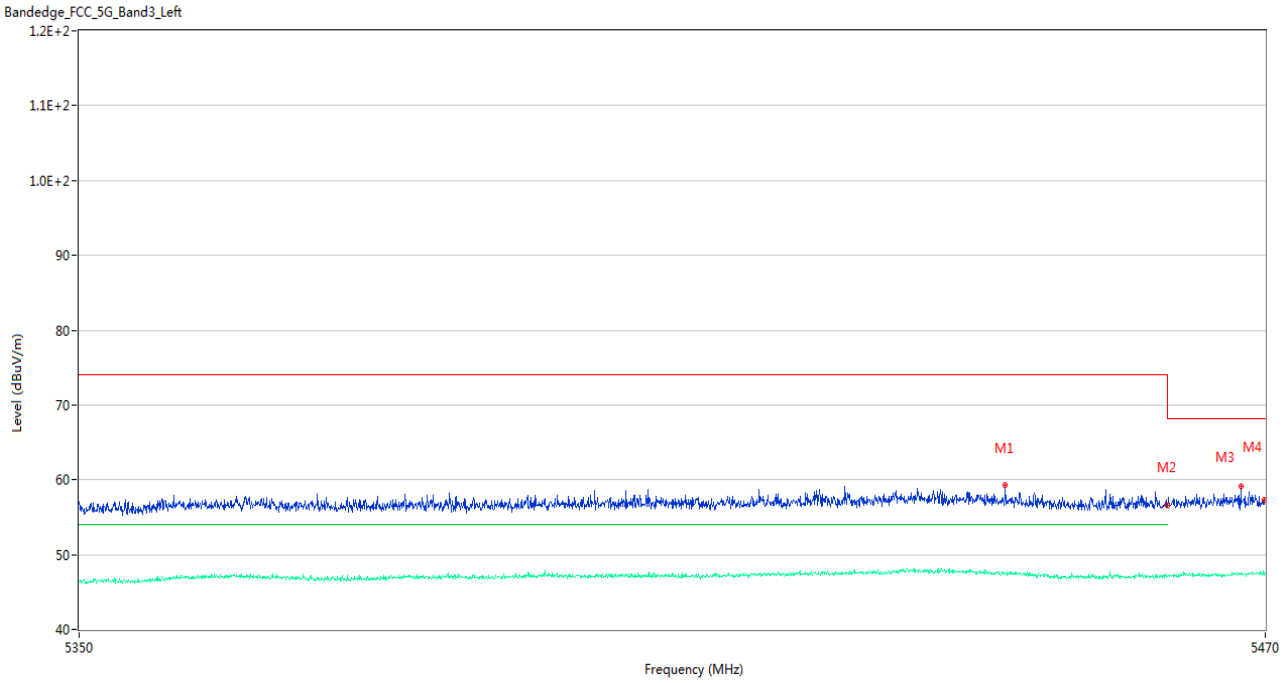

No.	Frequency (MHz)	Results (dBuV/m)	Factor (dB)	Limit (dBuV/m)	Margin (dB)	Detector	Table (Degree)	Height (cm)	Antenna	Verdict
1	5443.480	59.23	4.23	74.0	14.77	Peak	21.00	150	Horizontal	Pass
1**	5443.480	47.38	4.23	54.0	6.62	AV	21.00	150	Horizontal	Pass
2	5459.980	56.64	4.10	74.0	17.36	Peak	19.00	150	Horizontal	Pass
2**	5459.980	47.09	4.10	54.0	6.91	AV	19.00	150	Horizontal	Pass
3	5467.480	59.09	4.12	68.2	9.11	Peak	165.00	200	Horizontal	Pass
3**	5467.480	47.33	4.12	--	--	AV	165.00	200	Horizontal	N/A
4	5469.940	57.35	4.06	68.2	10.85	Peak	132.00	100	Horizontal	Pass
4**	5469.940	47.22	4.06	--	--	AV	132.00	100	Horizontal	N/A

U-NII-2C & U-NII-3 11ac80 138 Channel

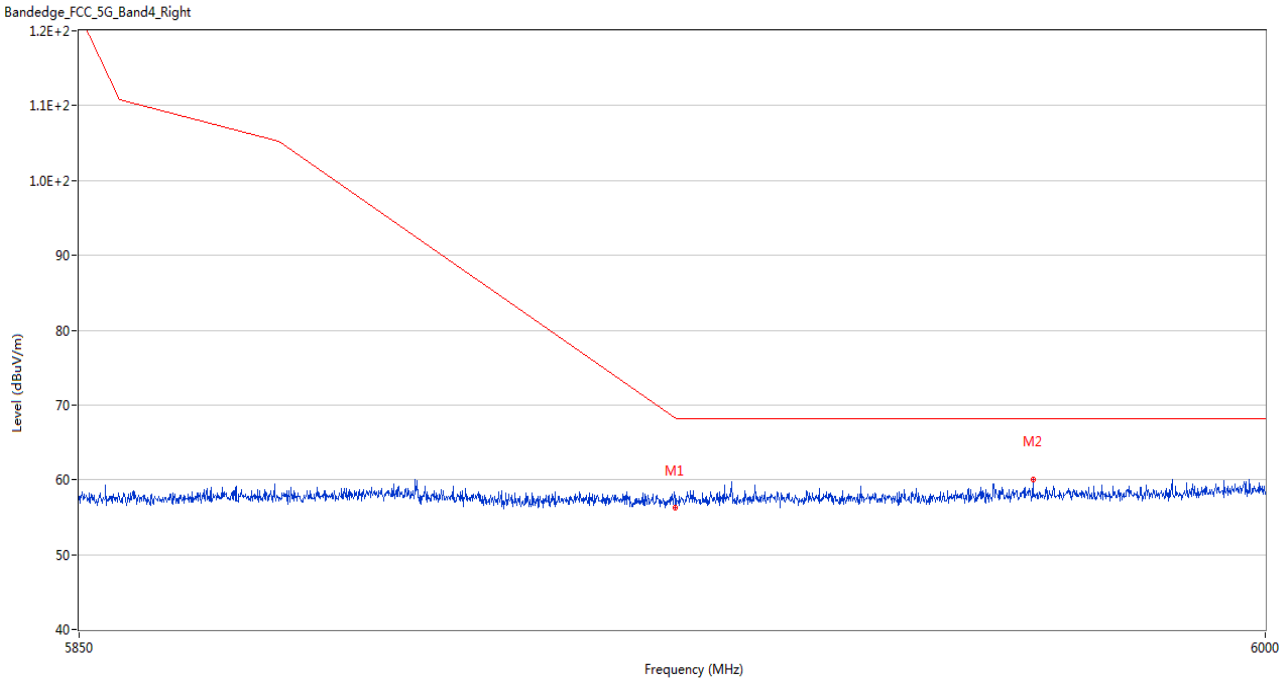

No.	Frequency (MHz)	Results (dBuV/m)	Factor (dB)	Limit (dBuV/m)	Margin (dB)	Detector	Table (Degree)	Height (cm)	Antenna	Verdict
1	5924.925	56.23	3.64	68.3	12.07	Peak	114.00	200	Horizontal	Pass
2	5970.300	60.10	4.91	68.2	8.10	Peak	129.00	150	Horizontal	Pass

ANNEX B TEST SETUP PHOTOS

Please refer the document “BL-SZ23C0537-AR.PDF”.

ANNEX C EUT EXTERNAL PHOTOS

Please refer the document “BL-SZ23C0537-AW.PDF”.

ANNEX D EUT INTERNAL PHOTOS

Please refer the document “BL-SZ23C0537-AI.PDF”.

Statement

1. The laboratory guarantees the scientificity, accuracy and impartiality of the test, and is responsible for all the information in the report, except the information provided by the customer. The customer is responsible for the impact of the information provided on the validity of the results.
2. The report without China inspection body and laboratory Mandatory Approval (CMA) mark has no effect of proving to the society.
3. For the report with CNAS mark or A2LA mark, the items marked with "☆" are not within the accredited scope.
4. This report is invalid if it is altered, without the signature of the testing and approval personnel, or without the “inspection and testing dedicated stamp” or test report stamp.
5. The test data and results are only valid for the tested samples provided by the customer.
6. This report shall not be partially reproduced without the written permission of the laboratory.
7. Any objection shall be raised to the laboratory within 30 days after receiving the report.

--END OF REPORT--