Product : FIELDBOOK
Test Item : Power Density Data
Test Site : No.3 OATS
Test Mode : Mode 2: Transmit (802.11g 6Mbps) (2412MHz)

Channel No.	Frequency (MHz)	Measure Level (dBm)	Limit (dBm)	Result
1	2412.00	0.19	< 8dBm	Pass

Figure Channel 1:

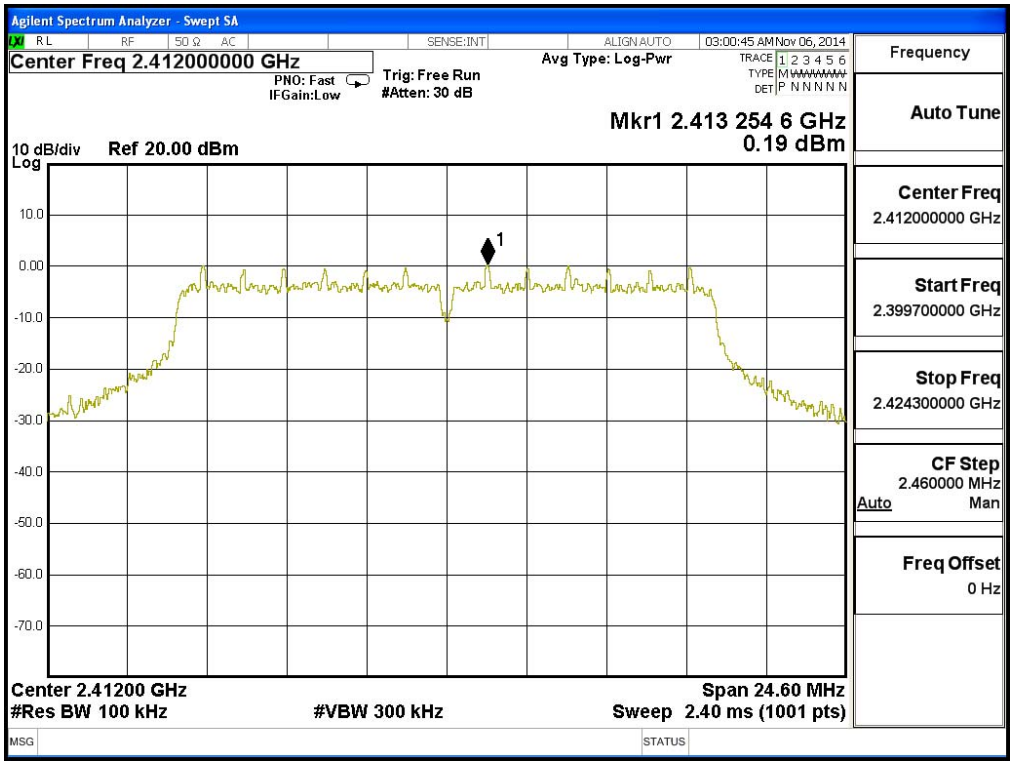

Product : FIELDBOOK
Test Item : Power Density Data
Test Site : No.3OATS
Test Mode : Mode 2: Transmit (802.11g 6Mbps) (2437MHz)

Channel No.	Frequency (MHz)	Measurement Level (dBm)	Required Limit (dBm)	Result
6	2437.000	4.52	< 8dBm	Pass

Figure Channel 6:

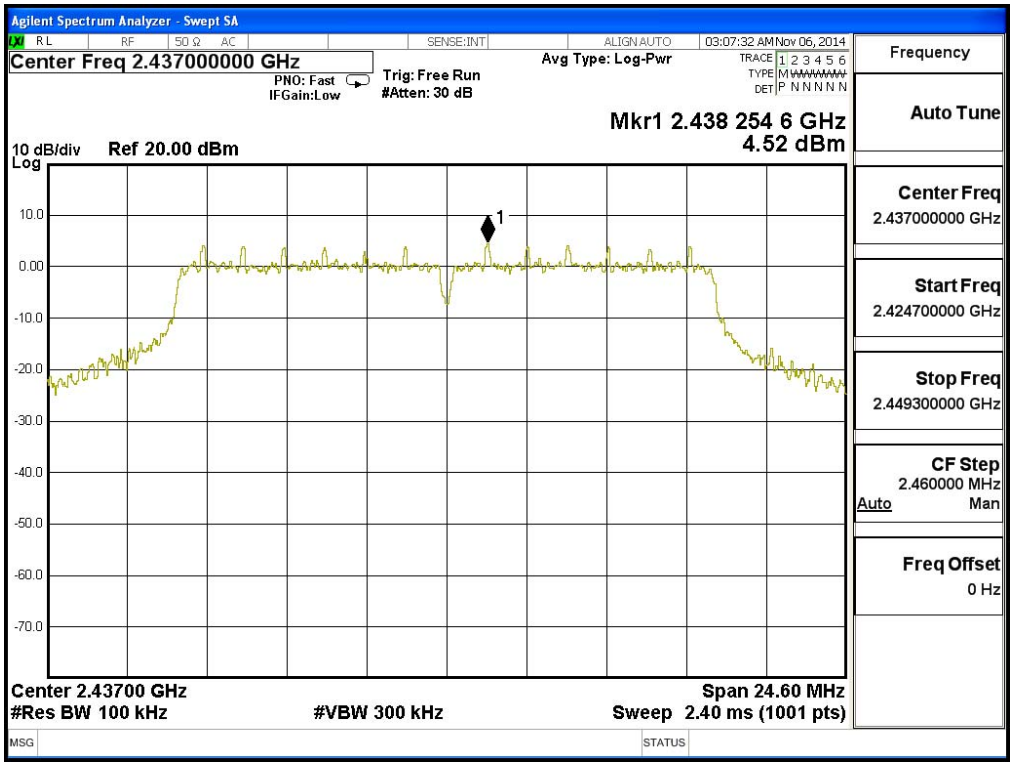

Product : FIELDBOOK
Test Item : Power Density Data
Test Site : No.3 OATS
Test Mode : Mode 2: Transmit (802.11g 6Mbps) (2462MHz)

Channel No.	Frequency (MHz)	Measurement Level (dBm)	Required Limit (dBm)	Result
11	2462.00	1.47	< 8dBm	Pass

Figure Channel 11:

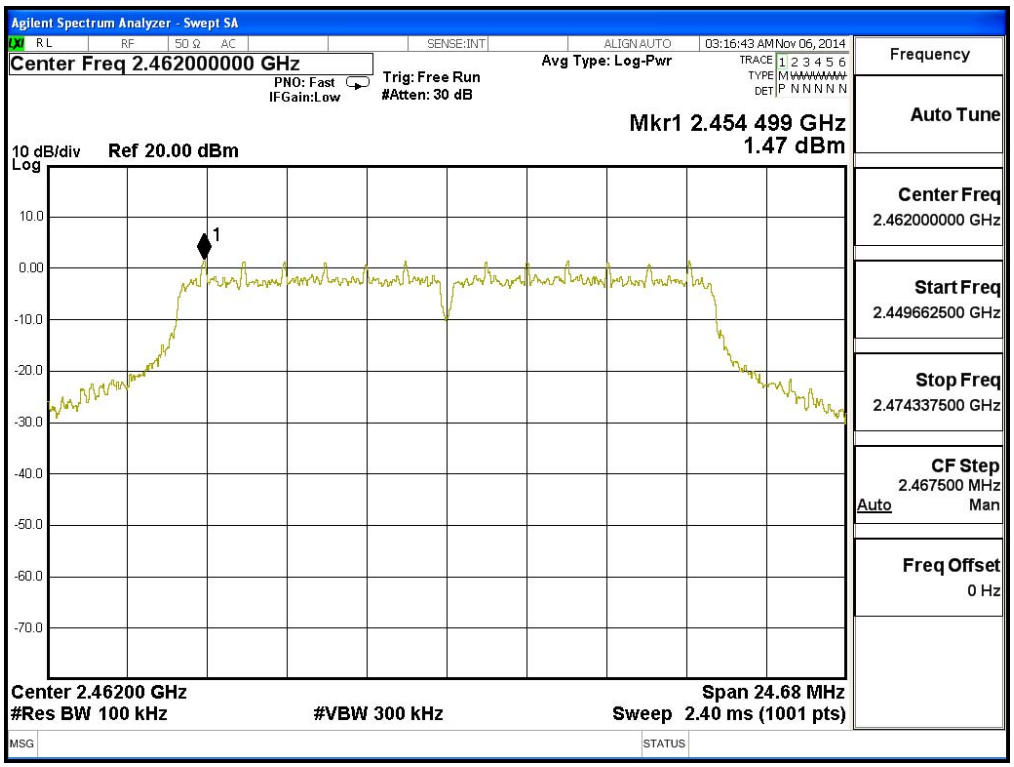

Product : FIELDBOOK
Test Item : Power Density Data
Test Site : No.3 OATS
Test Mode : Mode 3: Transmit - 802.11a 6Mbps (5745MHz)

Channel No.	Frequency (MHz)	Measure Level (dBm)	Limit (dBm)	Result
149	5745.000	3.36	< 8dBm	Pass

Figure Channel 149:

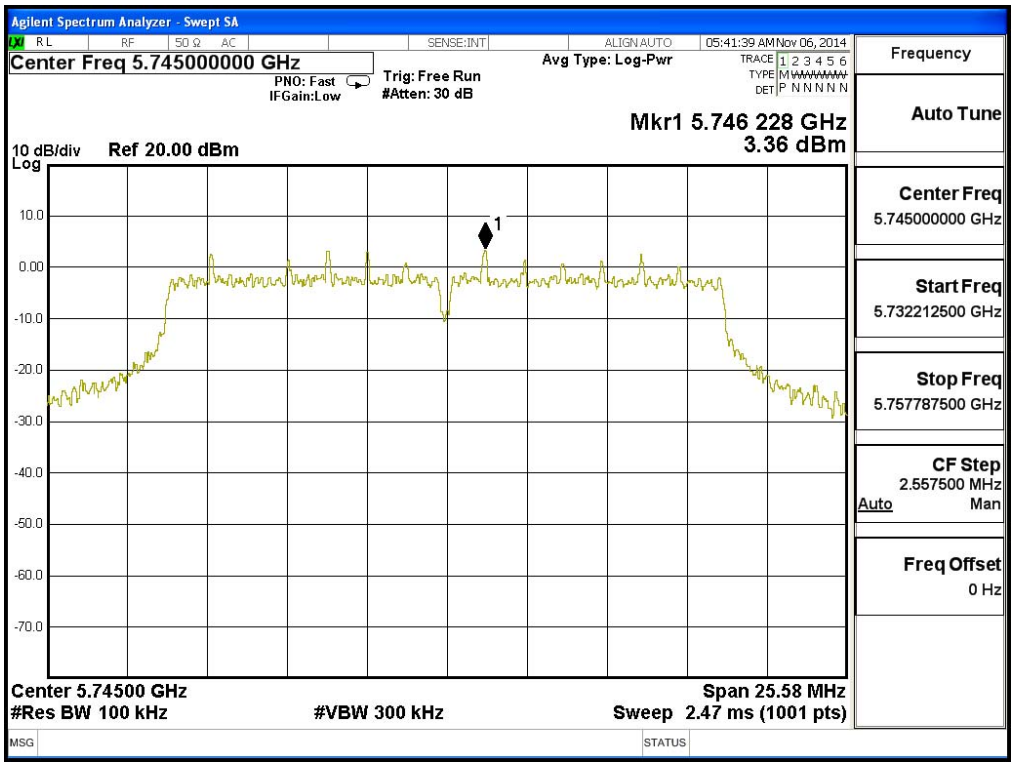

Product : FIELDBOOK
Test Item : Power Density Data
Test Site : No.3 OATS
Test Mode : Mode 3: Transmit - 802.11a 6Mbps (5785MHz)

Channel No.	Frequency (MHz)	Measure Level (dBm)	Limit (dBm)	Result
157	5785.000	3.16	< 8dBm	Pass

Figure Channel 157:

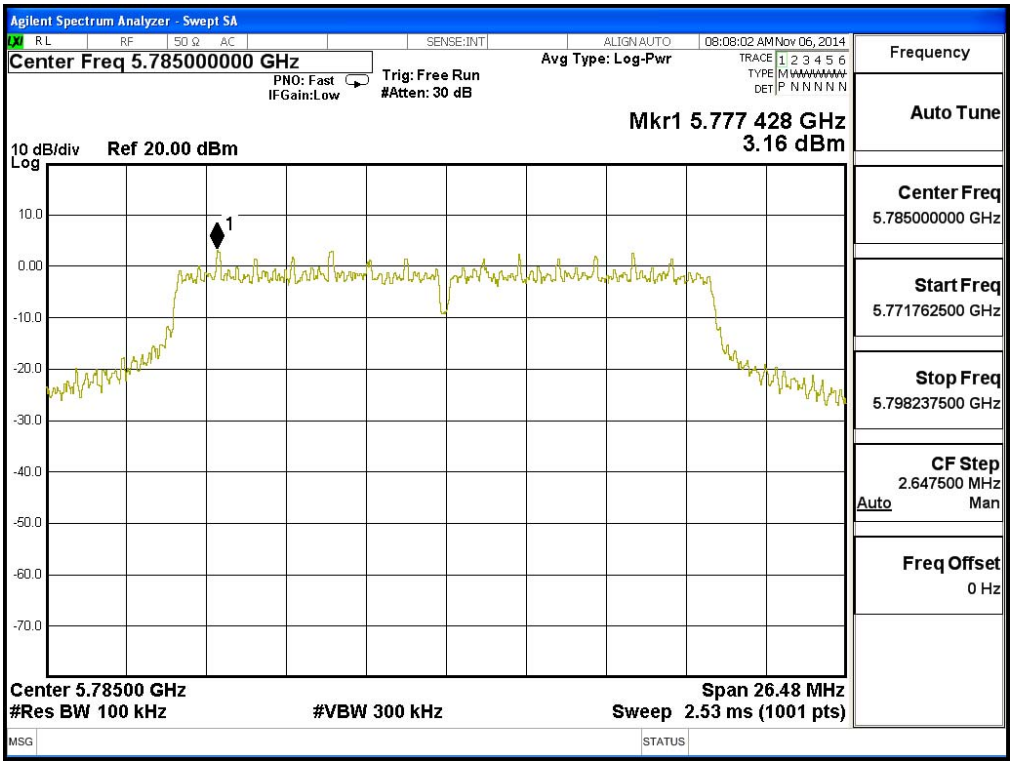

Product : FIELDBOOK
Test Item : Power Density Data
Test Site : No.3 OATS
Test Mode : Mode 3: Transmit - 802.11a 6Mbps (5825MHz)

Channel No.	Frequency (MHz)	Measure Level (dBm)	Limit (dBm)	Result
165	5825.000	2.75	< 8dBm	Pass

Figure Channel 165:

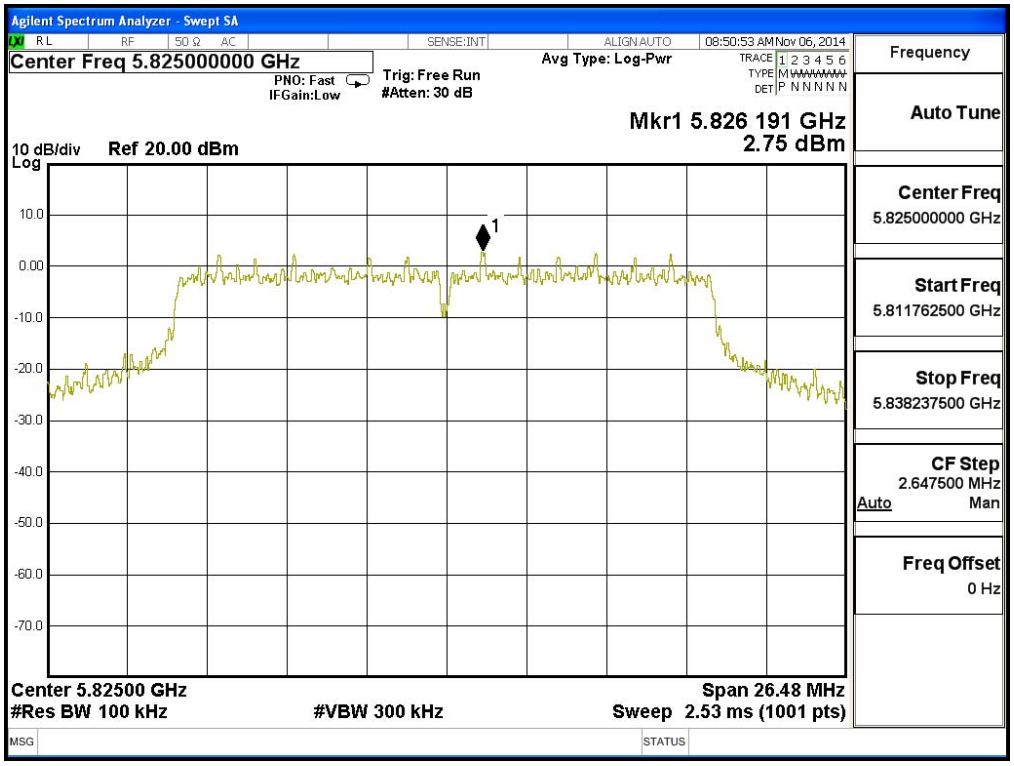

Product : FIELDBOOK
Test Item : Power Density Data
Test Site : No.3 OATS
Test Mode : Mode 4: Transmit - 802.11n-20BW_7.2Mbps(2.4G Band) (2412MHz)

CHAIN	PPSD/MHz (dBm)	Total PPSD/MHz (dBm)1	Limit	Result
A	0.610	3.620	< 8dBm	Pass
B	-1.800	1.210	< 8dBm	Pass

Note 1: The quantity 10*log 2 (two antennas) is added to the spectrum peak value according to document 662911 D01.

Figure Channel 1: (Chain A)

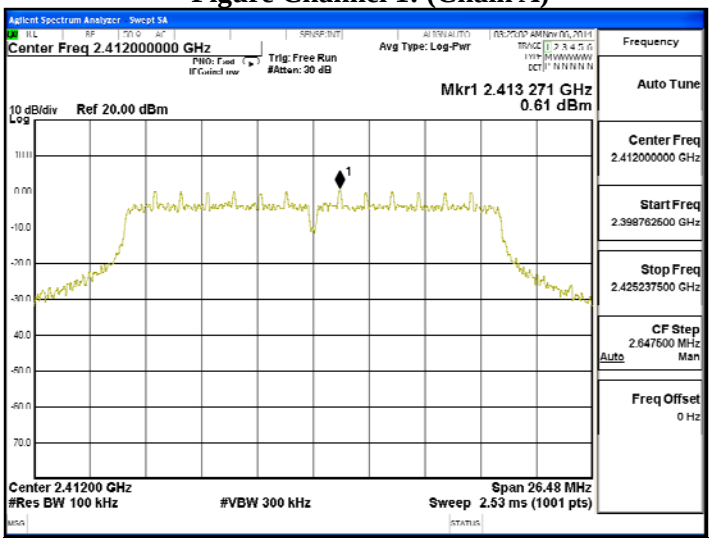

Figure Channel 1: (Chain B)

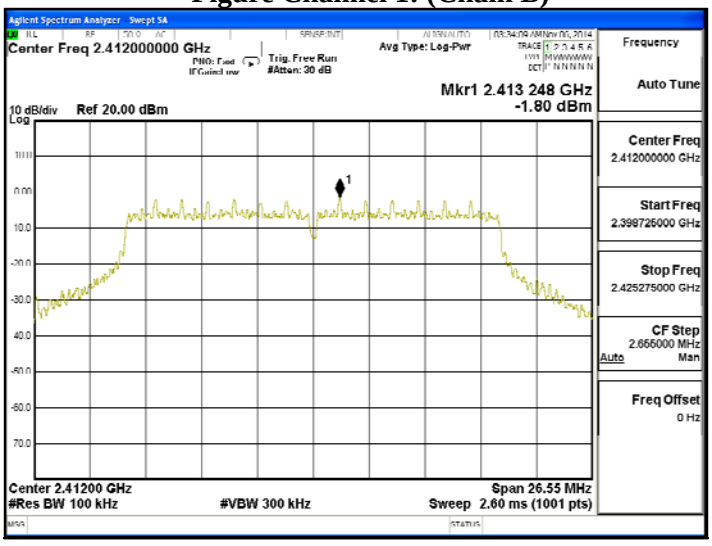

Product : FIELDBOOK
Test Item : Power Density Data
Test Site : No.3OATS
Test Mode : Mode 4: Transmit - 802.11n-20BW_7.2Mbps(2.4G Band) (2437MHz)

CHAIN	PPSD/MHz (dBm)	Total PPSD/MHz (dBm)1	Limit	Result
A	1.320	4.330	< 8dBm	Pass
B	0.290	3.300	< 8dBm	Pass

Note 1: The quantity 10*log 2 (two antennas) is added to the spectrum peak value according to document 662911 D01.

Figure Channel 6: (Chain A)

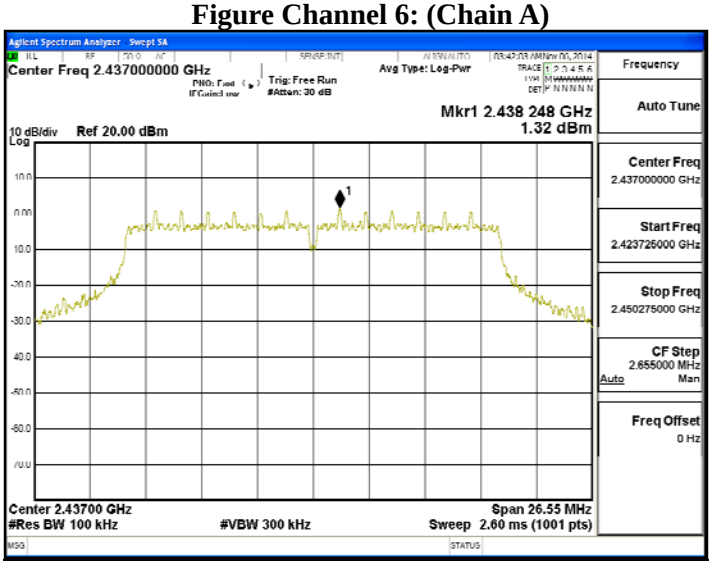

Figure Channel 6: (Chain B)

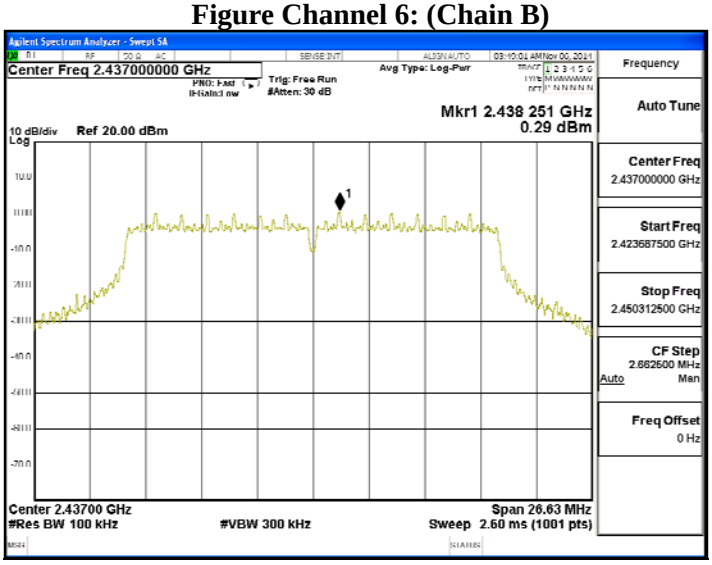

Product : FIELDBOOK
Test Item : Power Density Data
Test Site : No.3 OATS
Test Mode : Mode 4: Transmit - 802.11n-20BW_7.2Mbps(2.4G Band) (2462MHz)

CHAIN	PPSD/MHz (dBm)	Total PPSD/MHz (dBm)1	Limit	Result
A	1.260	4.270	< 8dBm	Pass
B	0.510	3.520	< 8dBm	Pass

Note 1: The quantity 10*log 2 (two antennas) is added to the spectrum peak value according to document 662911 D01.

Figure Channel 11: (Chain A)

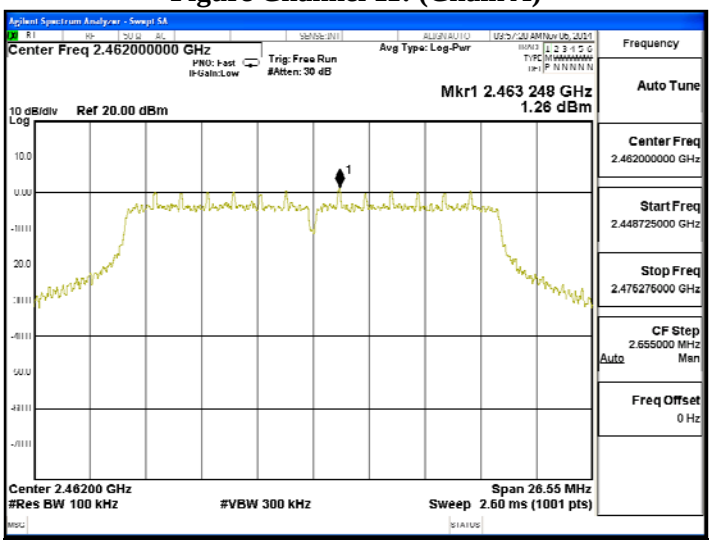

Figure Channel 11: (Chain B)

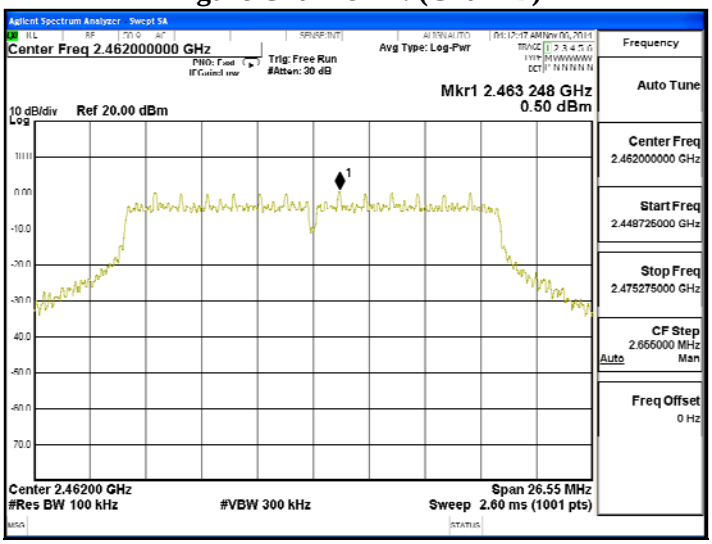

Product : FIELDBOOK
Test Item : Power Density Data
Test Site : No.3 OATS
Test Mode : Mode 5: Transmit - 802.11n-40BW_15Mbps(2.4G Band) (2422MHz)

CHAIN	PPSD/MHz (dBm)	Total PPSD/MHz (dBm)1	Limit	Result
A	-5.600	-2.590	< 8dBm	Pass
B	-5.810	-2.800	< 8dBm	Pass

Note 1: The quantity 10*log 2 (two antennas) is added to the spectrum peak value according to document 662911 D01.

Figure Channel 1: (Chain A)

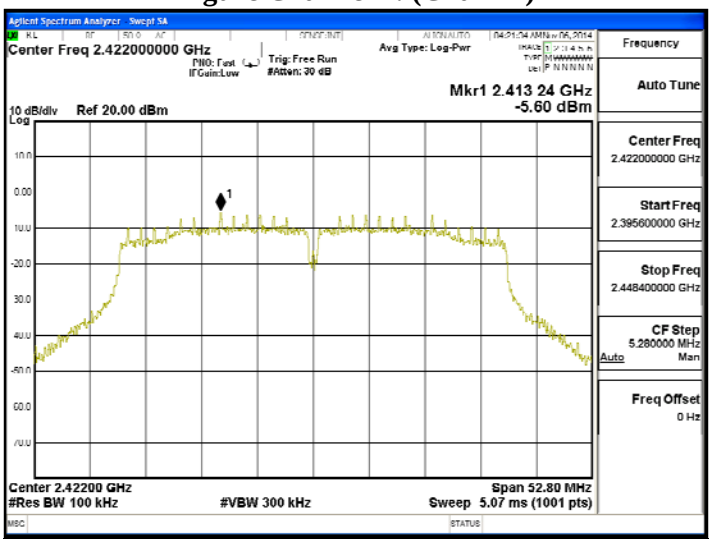

Figure Channel 1: (Chain B)

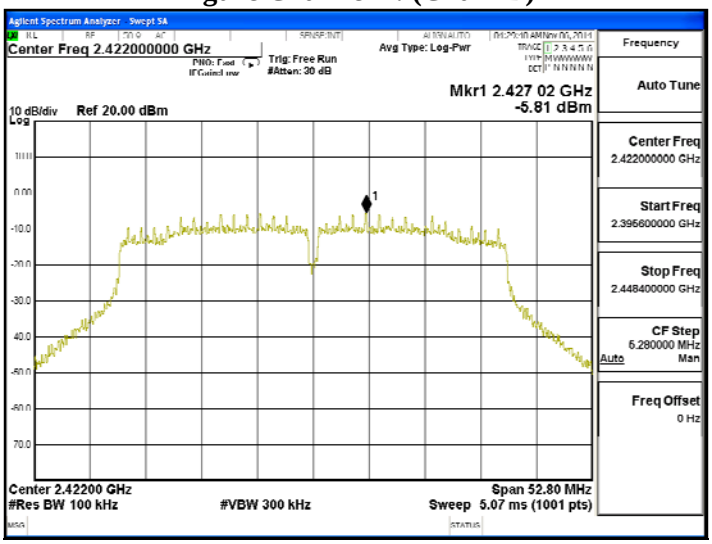

Product : FIELDBOOK
Test Item : Power Density Data
Test Site : No.3OATS
Test Mode : Mode 5: Transmit - 802.11n-40BW_15Mbps(2.4G Band) (2437MHz)

CHAIN	PPSD/MHz (dBm)	Total PPSD/MHz (dBm)1	Limit	Result
A	-1.620	1.390	< 8dBm	Pass
B	-2.120	0.890	< 8dBm	Pass

Note 1: The quantity 10*log 2 (two antennas) is added to the spectrum peak value according to document 662911 D01.

Figure Channel 4: (Chain A)

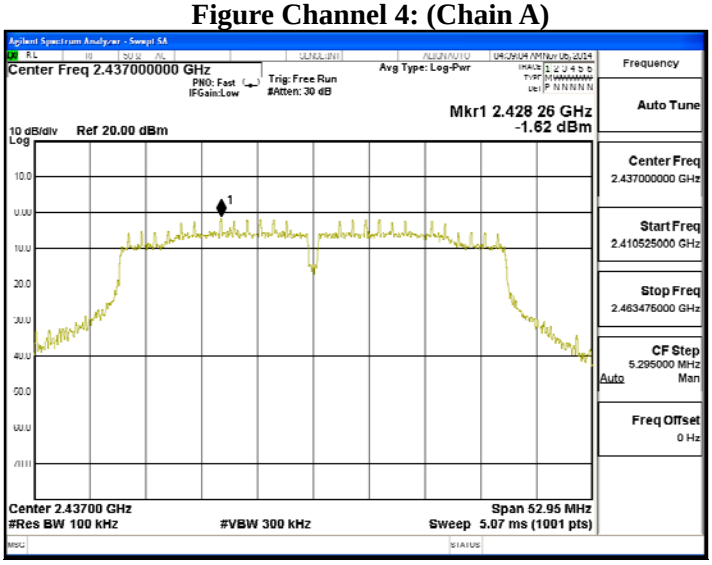

Figure Channel 4: (Chain B)

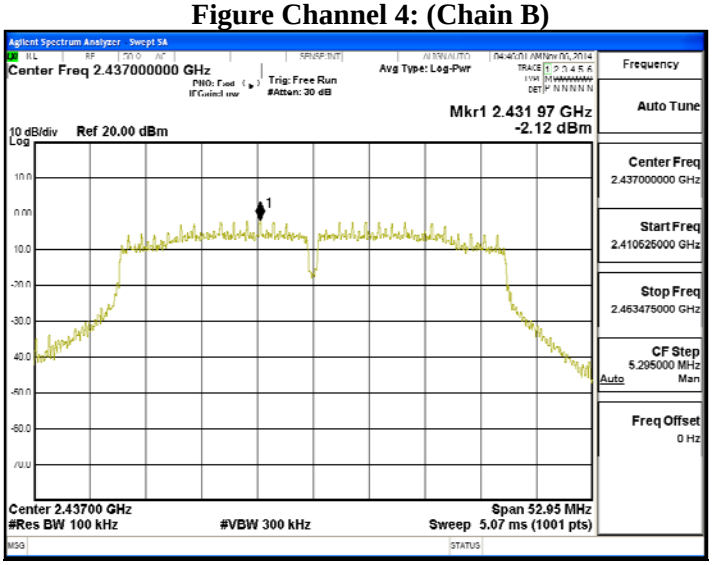

Product : FIELDBOOK
Test Item : Power Density Data
Test Site : No.3 OATS
Test Mode : Mode 5: Transmit - 802.11n-40BW_15Mbps(2.4G Band) (2452MHz)

CHAIN	PPSD/MHz (dBm)	Total PPSD/MHz (dBm)1	Limit	Result
A	-2.600	0.410	< 8dBm	Pass
B	-2.130	0.880	< 8dBm	Pass

Note 1: The quantity 10*log 2 (two antennas) is added to the spectrum peak value according to document 662911 D01.

Figure Channel 7: (Chain A)

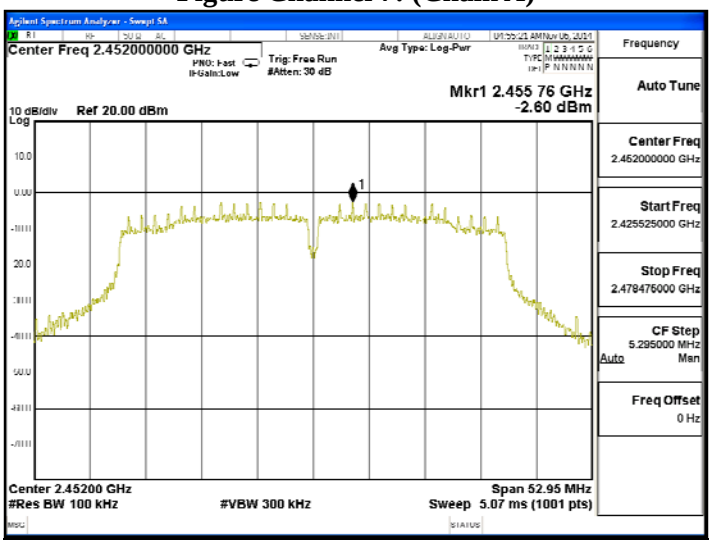

Figure Channel 7: (Chain B)

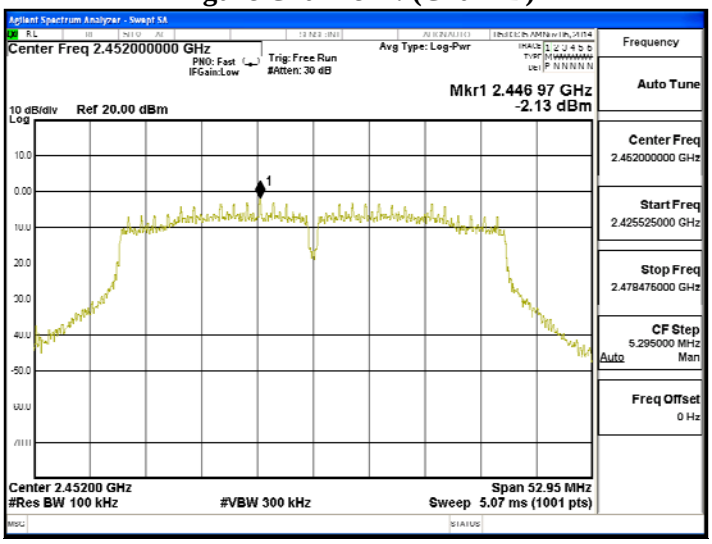

Product : FIELDBOOK
Test Item : Power Density Data
Test Site : No.3 OATS
Test Mode : Mode 6: Transmit - 802.11n-20BW_7.2Mbps(5G Band) (5745MHz)

CHAIN	PPSD/MHz (dBm)	Total PPSD/MHz (dBm)1	Limit	Result
A	3.230	6.240	< 8dBm	Pass
B	3.360	6.370	< 8dBm	Pass

Note 1: The quantity 10*log 2 (two antennas) is added to the spectrum peak value according to document 662911 D01.

Figure Channel 149: (Chain A)

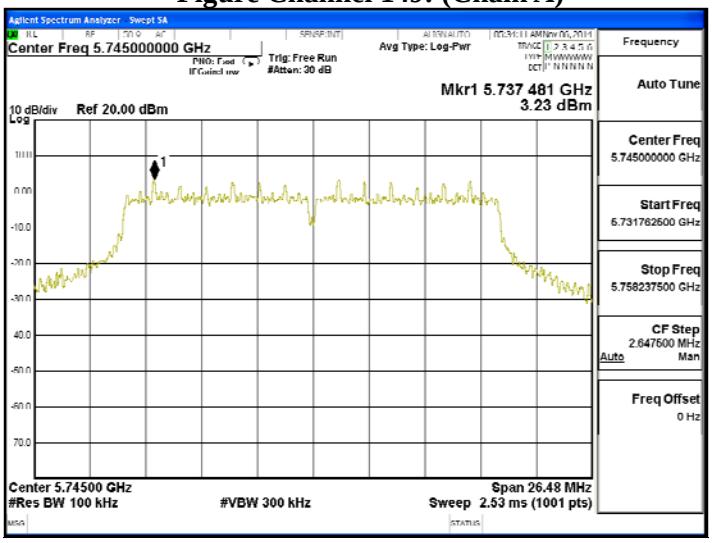

Figure Channel 149: (Chain B)

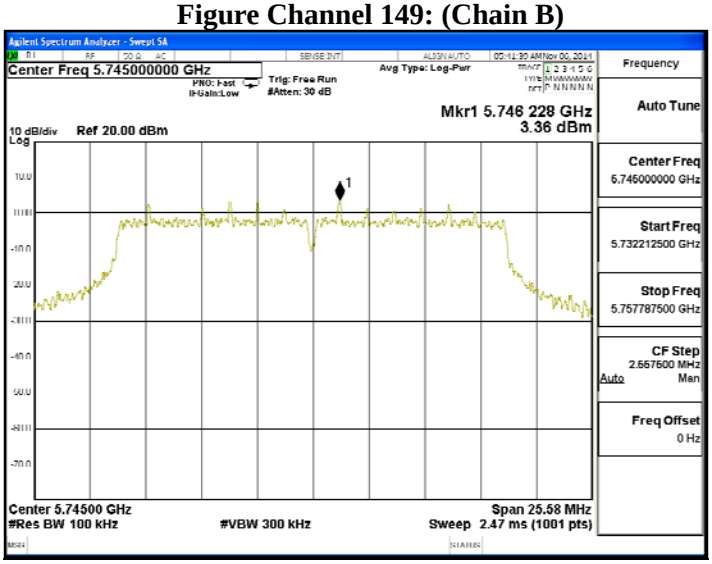

Product : FIELDBOOK
Test Item : Power Density Data
Test Site : No.3OATS
Test Mode : Mode 6: Transmit - 802.11n-20BW_7.2Mbps(5G Band) (5785MHz)

CHAIN	PPSD/MHz (dBm)	Total PPSD/MHz (dBm)1	Limit	Result
A	4.090	7.100	< 8dBm	Pass
B	3.160	6.170	< 8dBm	Pass

Note 1: The quantity 10*log 2 (two antennas) is added to the spectrum peak value according to document 662911 D01.

Figure Channel 157: (Chain A)

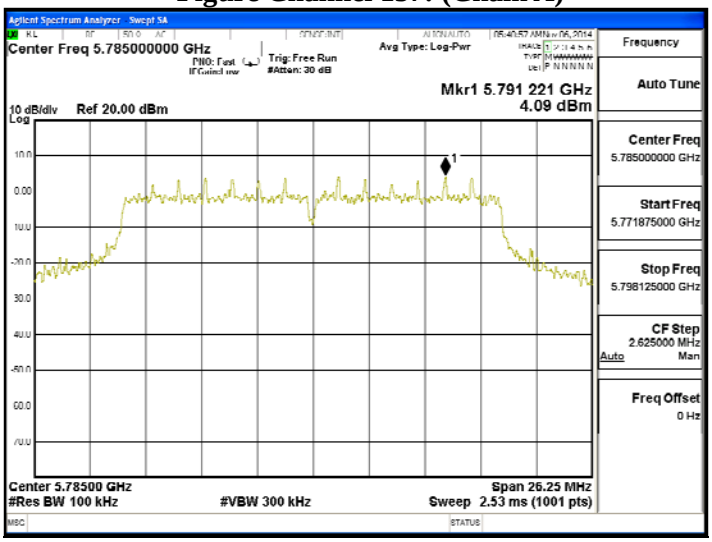

Figure Channel 157: (Chain B)

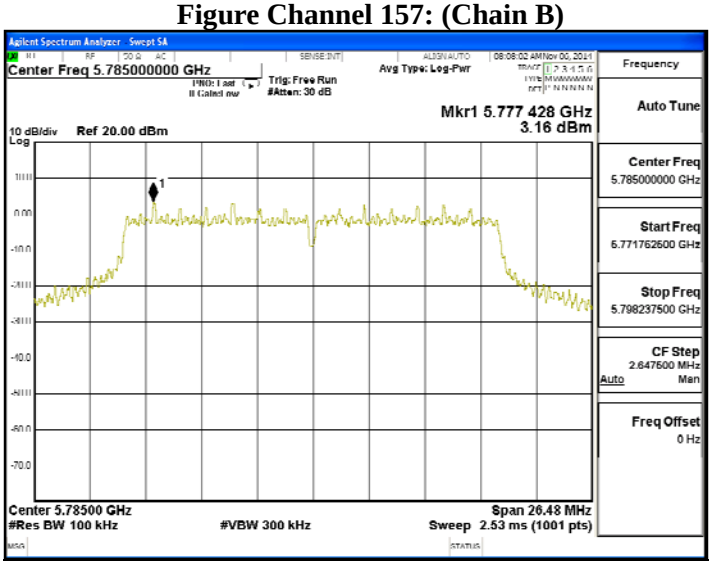

Product : FIELDBOOK
Test Item : Power Density Data
Test Site : No.3 OATS
Test Mode : Mode 6: Transmit - 802.11n-20BW_7.2Mbps(5G Band) (5825MHz)

CHAIN	PPSD/MHz (dBm)	Total PPSD/MHz (dBm)1	Limit	Result
A	3.510	6.520	< 8dBm	Pass
B	2.750	5.760	< 8dBm	Pass

Note 1: The quantity 10*log 2 (two antennas) is added to the spectrum peak value according to document 662911 D01.

Figure Channel 165: (Chain A)

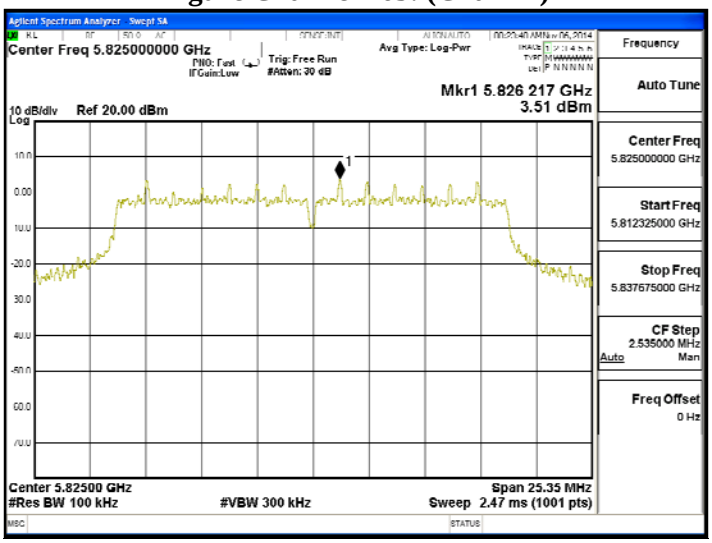

Figure Channel 165: (Chain B)

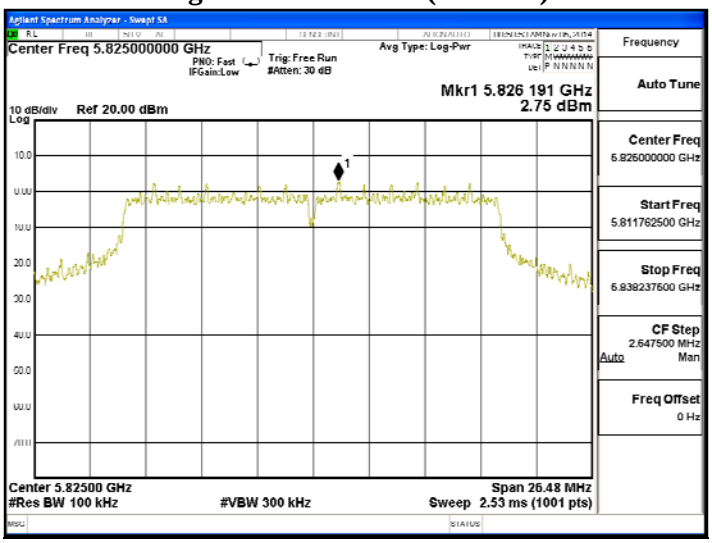

Product : FIELDBOOK
Test Item : Power Density Data
Test Site : No.3 OATS
Test Mode : Mode 7: Transmit - 802.11n-40BW_15Mbps(5G Band) (5755MHz)

CHAIN	PPSD/MHz (dBm)	Total PPSD/MHz (dBm)1	Limit	Result
A	2.620	5.630	< 8dBm	Pass
B	1.710	4.720	< 8dBm	Pass

Note 1: The quantity 10*log 2 (two antennas) is added to the spectrum peak value according to document 662911 D01.

Figure Channel 151: (Chain A)

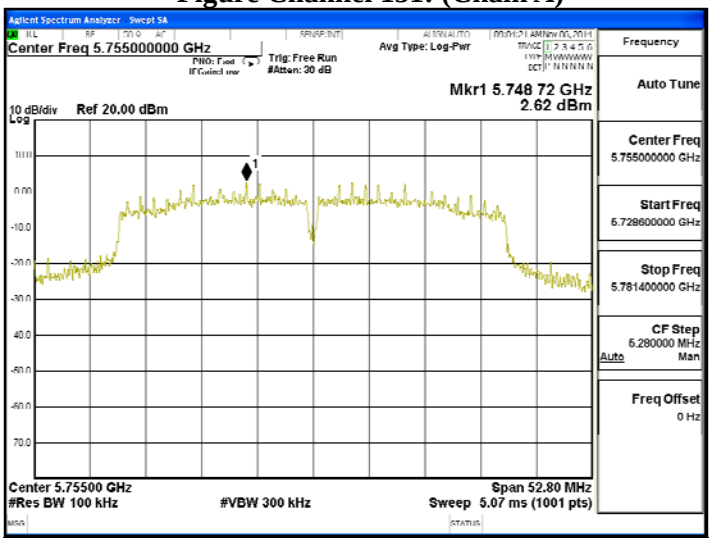

Figure Channel 151: (Chain B)

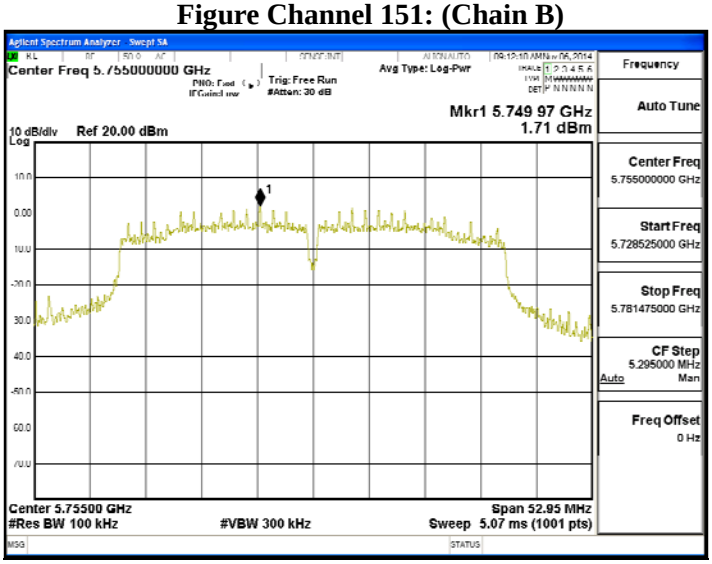

Product : FIELDBOOK
Test Item : Power Density Data
Test Site : No.3OATS
Test Mode : Mode 7: Transmit - 802.11n-40BW_15Mbps(5G Band) (5795MHz)

CHAIN	PPSD/MHz (dBm)	Total PPSD/MHz (dBm)1	Limit	Result
A	1.210	4.220	< 8dBm	Pass
B	1.950	4.960	< 8dBm	Pass

Note 1: The quantity 10*log 2 (two antennas) is added to the spectrum peak value according to document 662911 D01.

Figure Channel 159: (Chain A)

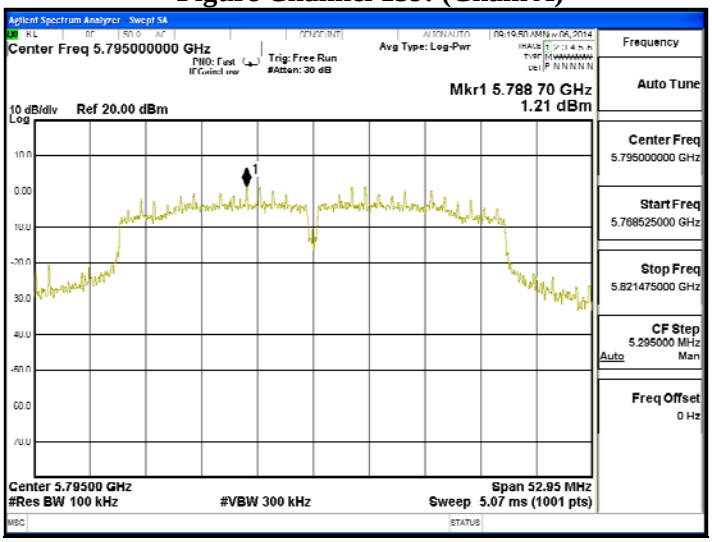

Figure Channel 159: (Chain B)

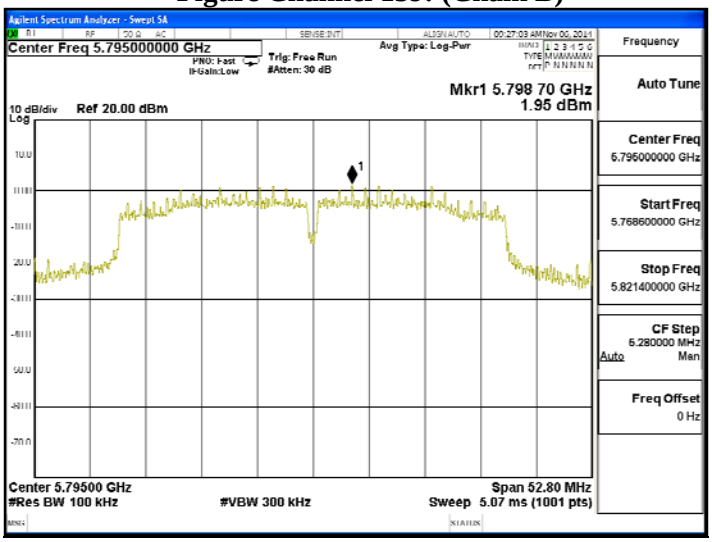

Product : FIELDBOOK
Test Item : Power Density Data
Test Site : No.3OATS
Test Mode : Mode 8: Transmit - 802.11ac-80BW_32.5Mbps(5G Band) (5775MHz)

CHAIN	PPSD/MHz (dBm)	Total PPSD/MHz (dBm)1	Limit	Result
A	-7.000	-3.990	< 8dBm	Pass
B	-7.550	-4.540	< 8dBm	Pass

Note 1: The quantity 10*log 2 (two antennas) is added to the spectrum peak value according to document 662911 D01.

Figure Channel 155: (Chain A)

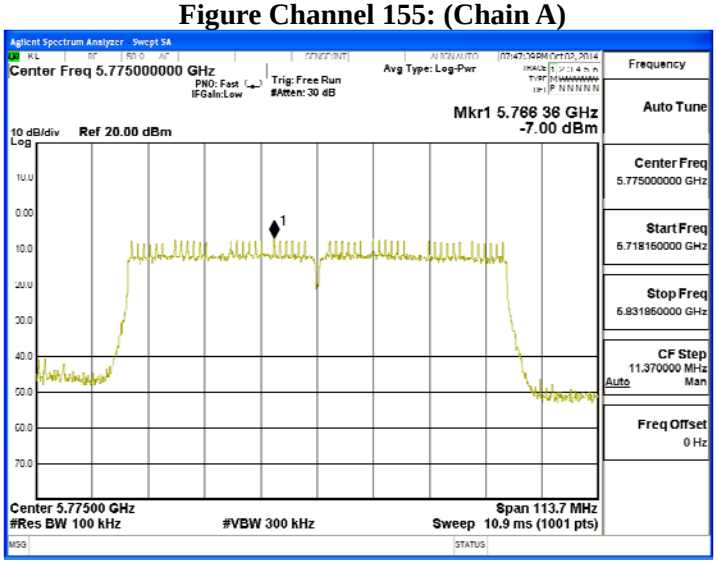

Figure Channel 155: (Chain B)

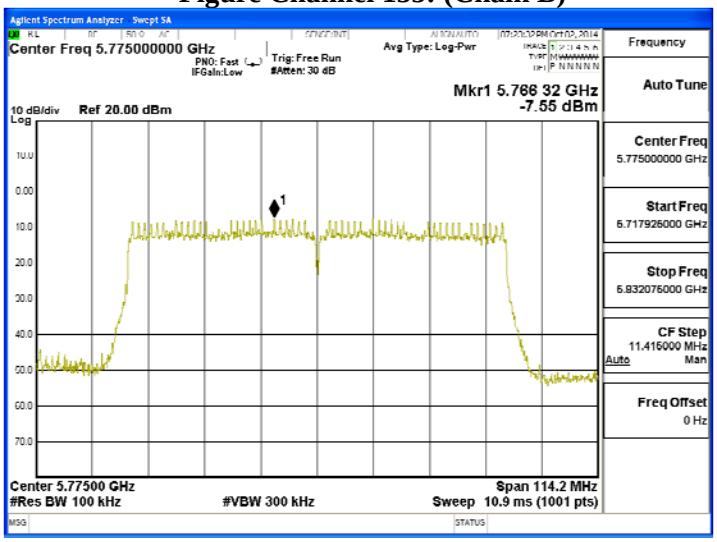

9. EMI Reduction Method During Compliance Testing

No modification was made during testing.