Access – ER – HF ASK

Quick Start and Regulatory Guide

QSG 220138 A00

COPPERNIC
MOBILITY | CONNECTED DATA | ANALYTICS



| Non-Contractual Pictures |

20 Rue Georges Claude
ZI Les Milles - 13290 Aix-en-Provence FRANCE
T. +33 (0)4 42 65 25 65 F. +33 (0)4 42 51 57 32

coppernic.fr

SAS AU CAPITAL DE 100 000 EUROS • RCS : AIX 509 059 572
SIRET : 509 059 572 00024 • APE 6201Z • TVA : FR 58 509 059 572

WHAT'S IN THE BOX ?

Access – ER – HF ASK

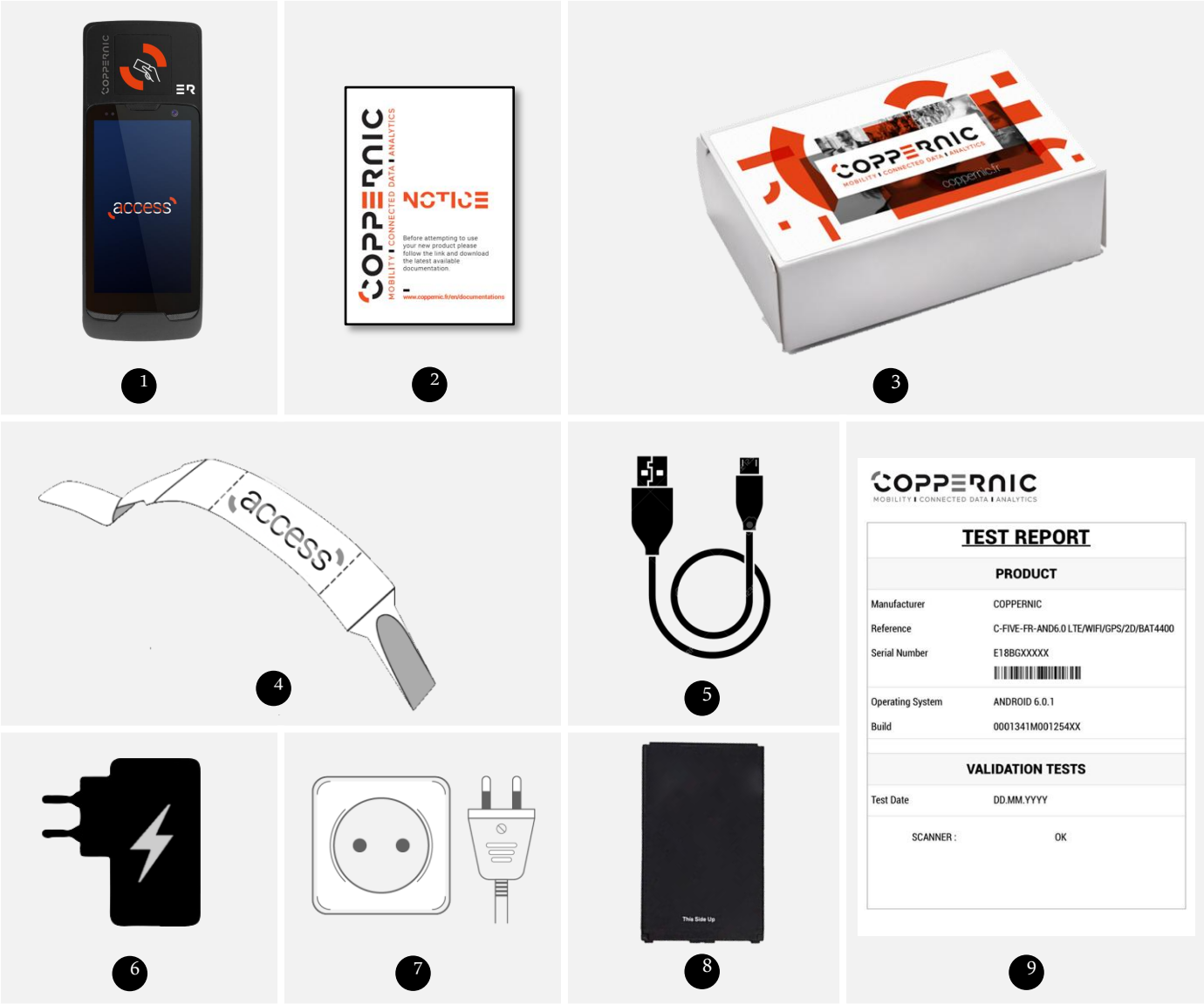

1	DEVICE	4	HANDSTRAP	7	EU PLUG
2	NOTICE	5	CABLE MICRO USB C | USB A	8	BATTERY
3	BOX	6	POWER SUPPLY	9	TEST REPORT

Access – ER – HF ASK

Quick Start and Regulatory Guide

QSG 220138 A00

PRODUCT OVERVIEW

Access – ER – HF ASK

| Non-Contractual Pictures |

Setting up your device

NANO SIM | MICRO SD cards installation

- Press the left and right latches at the same time and remove the battery.
- Insert the Micro SD card into SD slot
- Insert Nano SIM card into SIM slot

Setting up your device

Battery installation

- Insert the battery, lower part first.
- Press the upper side of the battery until you hear a "click".

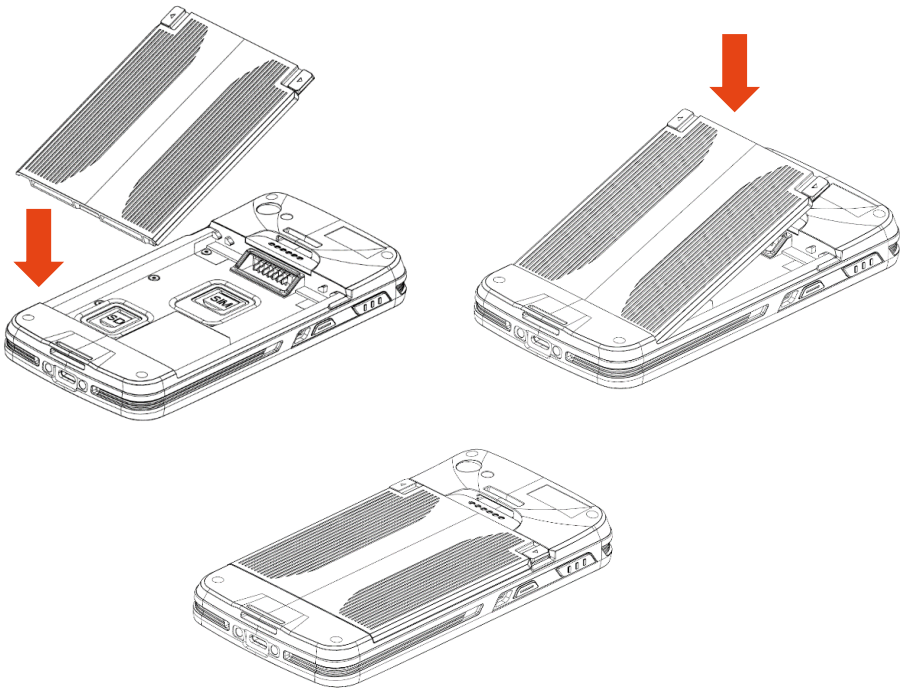

NOTE

Make sure that the latches are properly positioned to the left and right so that the battery door closes properly.

CAUTION

1. Replace the battery only with an identical battery or with an equivalent type of battery recommended by Coppernic.
2. Please recycle used batteries in accordance with current regulations.

Setting up your device

CAUTION

Please make sure the device being charged fully when using Access-ER at first time.

DEVICE: Access-ER

Remove the BATTERY

- Press the left and right latches at the same time.
- Remove the battery.

Charge the BATTERY

Before using the Access-ER, please charge the battery using one of the following accessories approved by COPPERNIC.

1. Insert the micro USB-C cable into the Access-ER and the USB A cable into the power supply.
   > The Micro USB C | USB A cable is included in the device's box.
   > The power supply is included in the device box.

LED indicators

☀	Red LED blinks	Low battery - Battery level <= 15%
●	Red LED	Battery is charging - Battery level > 15% and < 95%
●	Green LED	Battery is fully charged - >=95%

Setting up your device

CRADLE: DS-ACCESS-1000

The LED indicator shows the connection status of the docking station as well as the battery charge status.

1. Insert the Jack Power Adapter into the docking station and the power supply into the socket.
   > Power supply is included in the docking station box.

●	Red LED	Power connected and low battery power
●	Green LED	Connected to power supply and battery charged

CAUTION

Charge batteries in temperatures from 0°C to 40°C. The device or cradle always performs battery charging in a safe and intelligent manner. At higher temperatures (e.g. approximately +37°C) the device or cradle may for small periods of time alternately enable and disable battery charging to keep the battery at acceptable temperatures. The Access-ER and its cradle indicates when charging is disabled due to abnormal temperatures via its LED.

Using your device

TURNING ON | TURNING OFF your device

Power On | Press and hold for 3 seconds the ON | OFF button.

Power Off | Press and hold for 2 seconds the ON | OFF button and select “Power off” in the dialog box.

Reboot | Press and hold for 2 seconds the ON | OFF button and select “Reboot” in the dialog window to restart the device.

Suspend Mode | Press and release the ON | OFF button to place the device in suspend mode. The display will be off and go into a low power state to conserve battery power.

Reset | Press and hold the ON | OFF button during 30s.

Using your device

DATA CAPTURE | photos & videos

Use cameras to take photos and record videos.

1. Go to the Home screen > select "Camera" > press the camera icon to take a picture/ switch to the video icon and press for video recording.
2. Press the icon to switch between cameras (front | back).

NOTE

Ensure device memory or extend Micro SD card space is available.
Highly suggest to use camera app which is included in Android OS already. Using 3rd party application may cause any malfunction.

DATA CAPTURE | barcode scanner

CAUTION

Class 2 laser when open.

Do not stare into beam or view with optical instruments.

Complies with 21cfr1040.10 and 1040.11 except for deviations pursuant to laser notice no. 50, dated June 24, 2007 and IEC/EN 60825-1:2014.

Scan with the imager

- Use the "B-Manager" application provided by Coppernic to set up the reader and the "B-Scan" application to read a barcode.

Using your device

DATA CAPTURE | barcode scanner

Side-Key Remapping for scanning

- Go to "Settings" > Select "Remap key & Shortcut".
- Select function keys P1, P2 or P3.
- Press the "Remap Shortcut" button.
- Press the ""B-Scan"" button.
- Press the scan button to trigger a capture.
- The red laser lights up to assist aiming, and the scan is ready when the beep sounds.

RFID HF ASK

Please put the card on the HF ASK antenna area

Regulatory information

Operating frequencies Access-ER HF ASK

EUT type	Handheld Device
Brand Name	Coppernic
Model Name	Access-ER HF ASK
Tx Frequency Bands (Unit: MHz)	GSM 850 : 824 ~ 845
	GSM 900 : 880 ~ 915
	GSM 1800 : 1710 ~ 1785
	GSM 1900 : 1850 ~ 1910
	WCDMA Band I : 1920 ~ 1980
	WCDMA Band II : 1850 ~ 1910
	WCDMA Band IV : 1710 ~ 1755
	WCDMA Band V : 824 ~ 849
	WCDMA Band VIII : 880 ~ 915
	LTE Band 1 : 1920 ~ 1980
	LTE Band 2 : 1850 ~ 1910
	LTE Band 3 : 1710 ~ 1785
	LTE Band 4 : 1710 ~ 1755
	LTE Band 5 : 824 ~ 849
	LTE Band 7 : 2500 ~ 2570
	LTE Band 8 : 880 ~ 915
	LTE Band 17 : 704 ~ 716
	LTE Band 19 : 830 ~ 845
	LTE Band 20 : 832 ~ 862
	LTE Band 26 : 814 ~ 849
	LTE Band 28 : 703 ~ 748
	LTE Band 38 : 2570 ~ 2620
	LTE Band 39 : 1880 ~ 1920
	LTE Band 41 : 2496 ~ 2690
	WLAN : 2412 ~ 2472, 5180 ~ 5320, 5500 ~ 5700
	Bluetooth : 2402 ~ 2480
	RFID option : 13.56

Regulatory information

Operating frequencies Access-ER HF ASK

Maximum AVG Conducted Power (Unit: dBm)	GSM 850 : TBD
	GSM 900 : TBD
	GSM 1800 : TBD
	GSM 1900 : TBD
	WCDMA Band I : TBD
	WCDMA Band II : TBD
	WCDMA Band IV : TBD
	WCDMA Band V : TBD
	WCDMA Band VIII : TBD
	LTE Band 1 : TBD
	LTE Band 2 : TBD
	LTE Band 3 : TBD
	LTE Band 4 : TBD
	LTE Band 5 : TBD
	LTE Band 7 : TBD
	LTE Band 8 : TBD
	LTE Band 17 : TBD
	LTE Band 19 : TBD
	LTE Band 20 : TBD
	LTE Band 26 : TBD
	LTE Band 28 : TBD
	LTE Band 38 : TBD
	LTE Band 39 : TBD
	LTE Band 41 : TBD
	802.11b : TBD
	802.11g : TBD
	802.11n HT20 (2.4GHz) : TBD
	802.11n HT40 (2.4GHz) : TBD
	802.11a : TBD
	802.11n HT20 (5GHz) : TBD
	802.11n HT40 (5GHz) : TBD
	802.11ac VHT80 : TBD
	Bluetooth : TBD

NOTE : Maximum reported SAR value: tbd

CAUTION

Only use accessories tested and approved by COPPERNIC to ensure compliance with European standards.

Operation of the device without regulatory approval is illegal.

Wireless Device Country Approval

Regulatory markings, subject to certification, are applied to the device signifying the radio(s) are approved for use in the European countries under CE coverage.

For 2.4GHz or 5GHz products : Europe includes Austria, Belgium, Bulgaria, Czech Republic, Cyprus, Denmark, Estonia, Finland, France, Germany, Greece, Hungary, Iceland, Ireland, Italy, Latvia, Liechtenstein, Lithuania, Luxembourg, Malta, Netherland, Norway, Poland, Portugal, Romania, Slovak Republic, Slovenia, Spain, Sweden, Switzerland and the United Kingdom.

Country Roaming

This device incorporates the international roaming feature which will ensure the product operates on the correct channels for the particular country of use.

Ad-Hoc Operation (5GHz Band)

Ad-Hoc operation is limited to Channels 36-48 (5150 – 5250 MHz). Use of this band is restricted to indoor use only, any other use will make the operation of this device illegal.

Operations in the .1 - .2 z band are restricted to indoor usage only.

Warnings of Use Wireless Devices

Please observe warning notices with regard to the usage of wireless devices.

Potentially Hazardous Atmospheres – Vehicles Use

You are reminded of the need to observe restrictions on the use of radio devices in fuel depots, chemical plants etc. and areas where the air contains chemicals or particles (such as grain, dust, or metal powders) and any other area where you would normally be advised to turn off your vehicle engine.

Safety in Aircraft

Turn off your wireless device whenever you are instructed to do so by airport or airline staff.

Safety in Hospitals

Wireless devices transmit radio frequency energy and may affect medical electrical equipment. Wireless devices should be switched off whenever you are requested to do so in hospitals, clinics or healthcare facilities. These requests are designed to prevent possible interference with sensitive medical equipment.

Safety Information – Europe

This device was tested for typical body-worn operation. Use only COPPERNIC tested and approved accessories to ensure EU compliance.

Laser Devices

Class 2 laser scanners use a lower power, visible light diode. As with any very bright light source, such as the sun, the user should avoid staring directly into the light beam. Momentary exposure to a class 2 laser is not known to be harmful.

Use of controls, adjustments or performance of procedures other than those specified herein may result in hazardous laser light exposure.

Power Adaptor

Use only an Access-ER approved Power Adaptor with electrical ratings: Output 5VDC, min 2A, with a maximum ambient temperature of at least 45°C. Use of alternative power adaptor will invalidate any approvals given to this device and maybe dangerous.

Battery Information

Use only a COPPERNIC approved batteries.

When devices are stored over six (6) months without use, some irreversible deterioration in overall battery quality may occur. Store devices at half of full charge in a dry, cool place. When storing devices for one year or longer, the charge level of battery should be verified at least once a year and charged to half of full charge.

Battery Safety

1. The area in which the units are charged should be clear of debris and combustible materials or chemicals. Particular care should be taken where the device is charged in a non-commercial environment.
2. Follow battery usage, storage, and charging guidelines found in the user guide.
3. Improper battery use may result in a fire, explosion, or other hazard.
4. To charge the device battery, the battery and charger temperature must be between 0°C~+50°C.
5. Do not use incompatible batteries and chargers. Use of an incompatible battery or charger may present a risk of fire, explosion, leakage, or the hazard.
6. Do not disassemble or open, crush, bend or deform, puncture, or shred the device.
7. Severe impact from dropping any battery-operated device on a hard surface could cause the battery to overheat.
8. Do not short circuit a battery or allow metallic or conductive objects to contact the battery terminals.
9. Do not modify or remanufacture, attempt to insert foreign objects into the battery, immerse or expose to water or other liquids, or expose to fire, explosion, or other hazard.
10. Do not leave or store the equipment in or near areas that might get very hot, such as in a parked vehicle or near a radiator or other heat source. Do not place battery into a microwave oven or dryer.
11. Battery usage by children should be supervised.
12. Please follow local regulations to promptly dispose of used re-chargeable batteries.
13. Do not dispose of batteries in fire.
14. Seek medical advice immediately if a battery has been swallowed. In the event of a battery leak, do not allow the liquid to come in contact with the skin or eyes. If contact has been made, wash the affected area with large amounts of water and seek medical advice.

FCC INFORMATION TO USERS

Radiation Exposure Compliance
This product complies with the FCC RF exposure limits for an uncontrolled environment.

FEDERAL COMMUNICATION COMMISSION INTERFERENCE STATEMENT

FCC Statement

This device complies with part 1 of the FCC rules. Operation is subject to the following two conditions: (1) This device may not cause harmful interference, and (2) this device must accept any interference received, including interference that may cause undesired operation.
1 .21 Information to the user.
Any changes or modifications not expressly approved by the party responsible for compliance could void the user's authority to operate the equipment. 1 .10 Information for the user.
Note: This equipment has been tested and found to comply with the limits for a Class B digital device, pursuant to part 1 of the FCC rules. These limits are designed to provide reasonable protection against harmful interference in a residential installation. This equipment generates, uses and can radiate radio frequency energy and, if not installed and used in accordance with theinstructions, may cause interference to radio communications. owever, there is no guarantee that interference will not occur in a particular installation. If this equipment does cause harmful interference to radio or television reception, which can be determined by turning the equipment off and on, the user is encouraged to try to correct the interference by one or more of the following measures:

- Reorient or relocate the receiving antenna.
- Increase the separation between the equipment and receiver.
- Connecting the equipment to a socket on a circuit different from that to which the receiver is connected.
- Contact with the provider or a radio f TV technician for help.

Specific absorption rate (SAR):
This product meets the government's requirements for exposure to radio
waves. The guidelines are based on standards developed by independent scientific organizations through periodic and thorough evaluation of scientific studies. The standards include a margin of safety designed to ensure the safety of all people regardless of their age or health.
The FCC Statement of Exposure to RF and the SAR limit for the United States (FCC) is 1.6 W/kg average for each gram of tissue. This device was tested for typical operations of use on the body, with the back of the product at 0mm from the body. To maintain compliance with FCC RF exposure requirements, use accessories that maintain a distance of 0mm between the user's body and the back of the product. The use of belt clips, covers and similar accessories must not contain metallic components in their assembly. The use of accessories that do not meet these requirements may not meet FCC RF exposure requirements and should be avoided.
Functioning in the body
This device was tested for typical operations of use in the body. To comply with RF exposure requirements, a minimum separation distance of 0mm must be maintained between the user's body and the telephone, including the antenna. Third-party accessories such as belt clips. covers and similar accessories used with this device should not contain metallic components, accessories that do not meet these RF exposure requirements and should be avoided from use on the body. Use only the supplied antenna or an approved antenna.

IC Caution:

English: This device contains licence-exempt transmitter(s)/receiver(s) that comply with Innovation, Science and Economic Development Canada's licence-exempt RSS(s). Operation is subject to the following two conditions: 1. This device may not cause interference. 2. This device must accept any interference, including interference that may cause undesired operation of the device. French: L'émetteur/récepteur exempt de licence contenu dans le présent appareil est conforme aux CNR d'Innovation, Sciences et Développement économique Canada applicables aux appareils radio exempts de licence. L'exploitation est autorisée aux deux conditions suivantes : 1. L'appareil ne doit pas produire de brouillage; 2. L'appareil doit accepter tout brouillage radioélectrique subi, même si le brouillage est susceptible d'en compromettre le fonctionnement.
To maintain compliance with ISED's RF Exposure guidelines, This equipment should be installed and operated with minimum distance between 20cm the radiator your body: Use only the supplied antenna.
SAR Statement:
This product meets the government's requirements for exposure to radio waves. The guidelines are based on standards that were developed by independent scientific organizations through periodic and thorough evaluation of scientific studies. The standards include a substantial safety margin designed to assure the safety of all persons regardless of age or health. IC RF Exposure Information and Statement the SAR limit of Canada (IC) is 1.6 W/kg averaged over one gram of tissue. Device types: access-ER (IC: 8402A-ACERASK) has also been tested against this SAR limit. This device was tested for typical body-worn operations with the back of the handset kept 0mm from the body. To maintain compliance with FCC RF exposure requirements, use accessories that maintain a 0mm separation distance between the user's body and the back of the handset. The use of belt clips, holsters and similar accessories should not contain metallic components in its assembly. The use of accessories that do not satisfy these requirements may not comply with FCC RF exposure requirements, and should be avoided. Body-worn Operation This device was tested for typical body-worn operations. To comply with RF exposure requirements, a minimum separation distance of 0mm must be maintained between the user's body and the handset, including the antenna. Third-party belt-clips, holsters, and similar accessories used by this device should not contain any metallic components. Body-worn accessories that do not meet these requirements may not comply with RF exposure requirements and should be avoided. Use only the supplied or an approved antenna.

CE

RF Specification:

Function	Operation Frequency	Max RF outputpower:
BLE	2402MHz–2480MHz	-0.7dBm
BT(BR+EDR)	2402MHz–2480MHz	5.49 dBm
WIFI 2.4G 802.11b/g/n(HT20,HT40)	802.11b/g/n(20MHz): 2412~2472MHz; 802.11n(40MHz):2422~2462MHz	16.74 dBm
Wi-Fi5.2G (802.11a/n20/n40/ac20/ac40/ac80)	802.11a/ n20/ac20:5180MHz~5240MHz 802.11 n40/ac40:5190MHz~5230MHz 802.11ac80:5210MHz	9.65 dBm
5.3G WIFI 802.11a /n(HT20,HT40)	802.11a/ac/n20: 5260~5320MHz; 802.11ac40/n40: 5270~5310MHz; 802.11ac80:5290~5290MHz	9.67 dBm
5.6G WIFI 802.11a/n(HT20,HT40)	802.11a/ac/n20: 5500~5700MHz; 802.11ac40/n40: 5510~5670MHz; 802.11ac80:5530~5610MHz	11.02 dBm
GSM/GPRS/EGPRS 900	TX(Uplink):880M - 915MHZ; RX(Downlink):925M - 960MHZ	33.08dBm
GSM/GPRS/EGPRS 1800	TX(Uplink):1710M - 1785MHZ; RX(Downlink):1805M - 1880MHZ	29.74 dBm
WCDMA B1	TX(Uplink):1920-1980MHz; RX(Downlink):2110-2170MHz	23.8 dBm
WCDMA B8	TX(Uplink): 880-915MHz; RX(Downlink):925-960MHz	24.04 dBm
LTE FDD B1	TX(Uplink):1920-1980MHz; RX(Downlink):2110-2170MHz	23.06 dBm
LTE FDD B3	TX(Uplink) :1710-1785MHz; RX(Downlink):1805-1880MHz	22.56dBm
LTE FDD B7	TX(Uplink) :2500-2570MHz; RX(Downlink):2620-2690MHz	23.02 dBm
LTE FDD B8	TX(Uplink): 880MHz to 915 MHz RX(Downlink): 925 MHz to 960 MHz	23.00 dBm
LTE FDD B20	TX(Uplink): 832MHz~862MHz; RX(Downlink): 791MHz~821MHz	23.19 dBm
LTE FDD B28	TX(Uplink): 703 MHz to 748MHz; RX(Downlink): 758 MHz to 803 MHz	23.09 dBm
LTE TDD B38	Uplink & Downlink: 2570 MHz to 2620 MHz	23.56 dBm
NFC	13.56MHz	-11.31dBuA/m@10m
GPS	Rx(Downlink): 1.57542GHz	--

Warning:

2. CAUTION: RISK OF EXPLOSION IF BATTERY IS REPLACED BYAN INCORRECT TYPE. DISPOSE OF USED BATTERIES ACCORDINGTO THE INSTRUCTIONS.

3. The product shall only be connected to a USB interface of version USB2.0.

4. Adapter shall be installed near the equipment and shall be easily accessible.

5. Operation temperature:0~40ºC.

6. The plug considered as disconnect device of adapter.

7. SAR: The device complies with RF specifications when the device used at 5mm form your body(SAR limit

2.0 W/Kg for 10-g). Member DASSeparation distance of 0mm(SAR limit 4.0 W/Kg for 10-g) . The device is in compliance with the requirements.

Restrictions in the 5 GHz band:
According to Article 10 (10) of Directive 2014/53/EU, the packaging shows that this radio equipment will be subject to some restrictions when placed on the market in Belgium (BE), Bulgaria (BG), the Czech Republic (CZ),Denmark (DK), Germany (DE), Estonia (EE), Ireland (IE), Greece (EL), Spain(ES), France (FR), Croatia (HR), Italy (IT), Cyprus (CY), Latvia (LV), Lithuania(LT), Luxembourg (LU), Hungary (HU), Malta (MT), Netherlands (NL), Austria(AT), Poland (PL), Portugal (PT), Romania (RO), Slovenia (SI), Slovakia (SK),Finland (FI), Sweden (SE), Turkey (TR), Norway(NO), Switzerland (CH), Iceland (IS), and Liechtenstein (LI).

ES	LU	RO	CZ	FR
HU	SI	DK	HR	BE
BG	DE	EE	IE	EL
IT	CY	LV	LT	SK
MT	NL	AT	PL	PT
FI	SE	LI	TR	NO
CH	IS			

EU Declaration of Conformity
We,
Coppernic (20,rue Georges Claude Aix en Provence France 13290) hereby declares that this access-ER HF ASK / access-ER HF ASK RCTIF is in compliance with the essential requirements and other relevant provisions of Directive 2014/53/EU.
According to Article 10(2) of Directive 2014/53/EU, the access-ER can be used in Europe but with restriction.