N77(50M)_DFT-s-OFDM_BPSK_Edge_1RB_Left_Low_CH

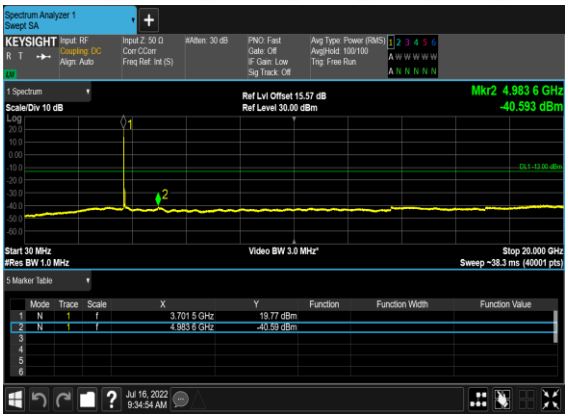

N77(50M)_DFT-s-OFDM_BPSK_Edge_1RB_Left_Low_CH

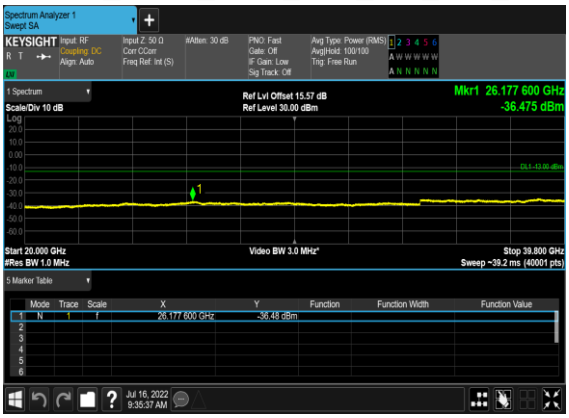

N77(50M)_DFT-s-OFDM_QPSK_Edge_1RB_Left_Low_CH

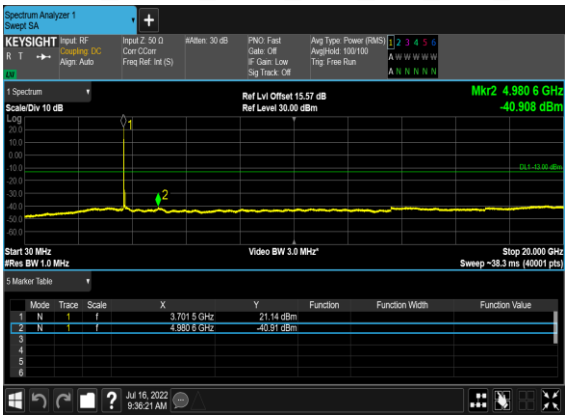

N77(50M)_DFT-s-OFDM_QPSK_Edge_1RB_Left_Low_CH

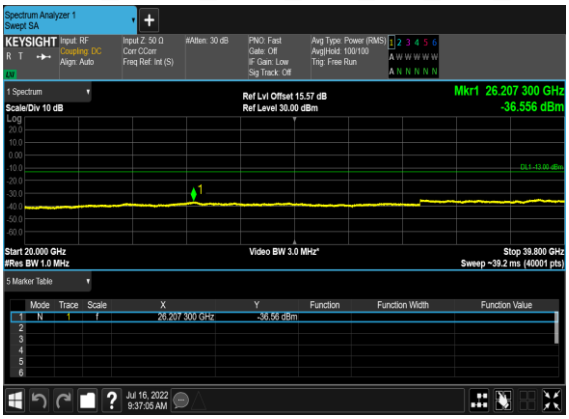

N77(50M)_DFT-s-OFDM_BPSK_Edge_1RB_Left_Mid_CH

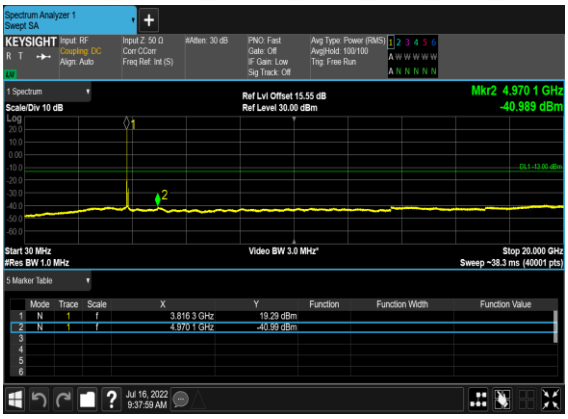

N77(50M)_DFT-s-OFDM_BPSK_Edge_1RB_Left_Mid_CH

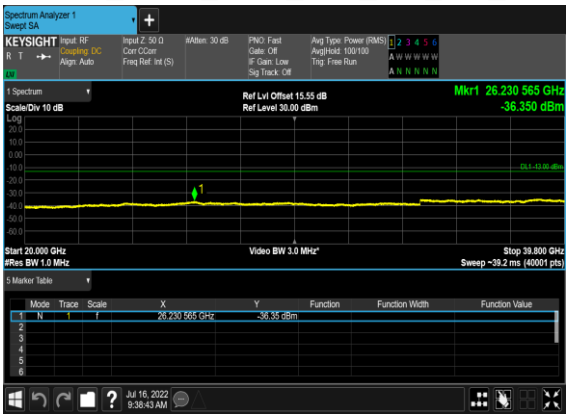

N77(50M)_DFT-s-OFDM_QPSK_Edge_1RB_Left_Mid_CH

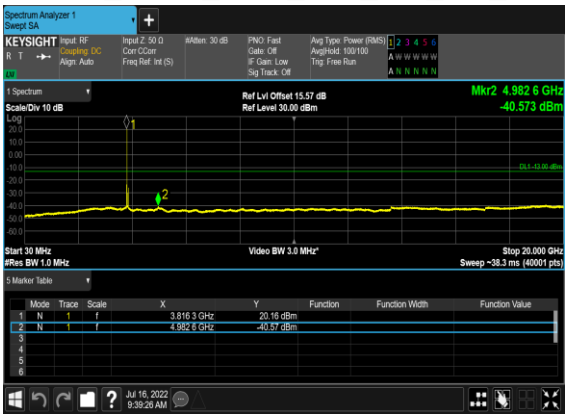

N77(50M)_DFT-s-OFDM_QPSK_Edge_1RB_Left_Mid_CH

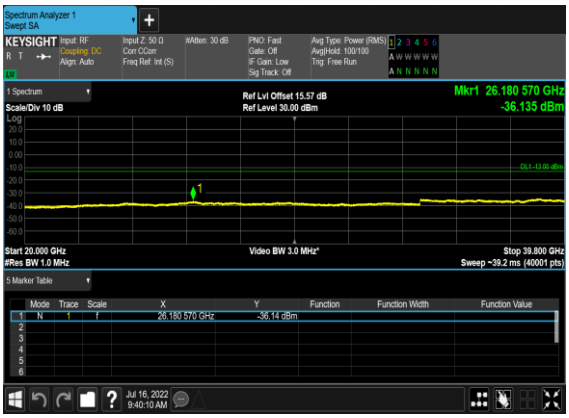

N77(50M)_DFT-s-OFDM_BPSK_Edge_1RB_Left_High_CH

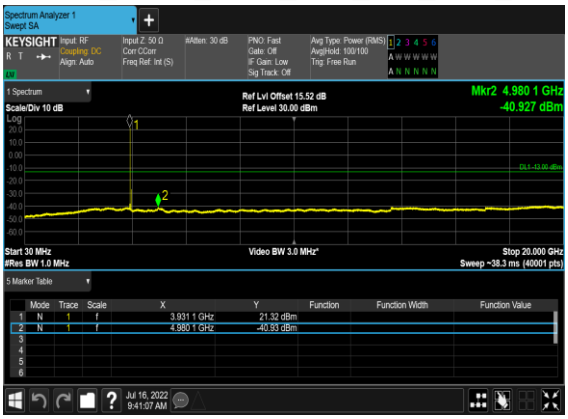

N77(50M)_DFT-s-OFDM_BPSK_Edge_1RB_Left_High_CH

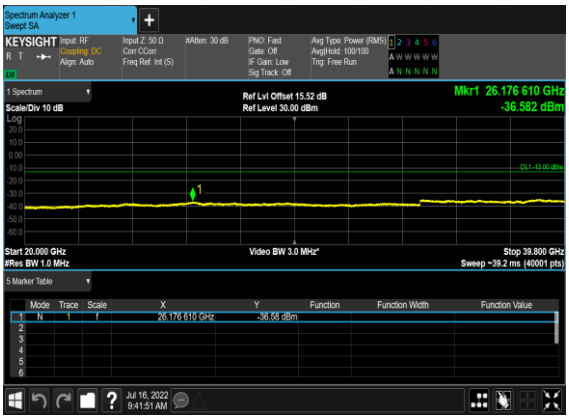

N77(50M)_DFT-s-OFDM_QPSK_Edge_1RB_Left_High_CH

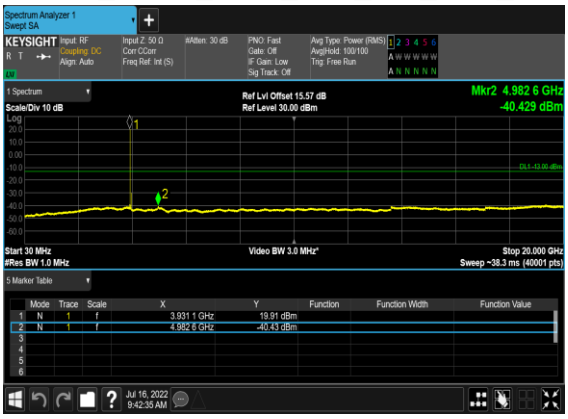

N77(50M)_DFT-s-OFDM_QPSK_Edge_1RB_Left_High_CH

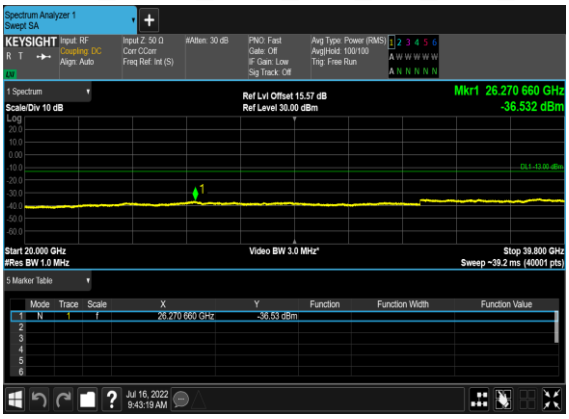

N77(100M)_DFT-s-OFDM_BPSK_Edge_1RB_Left_Low_CH

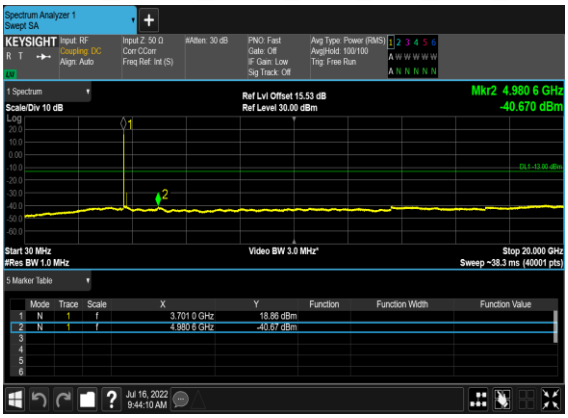

N77(100M)_DFT-s-OFDM_BPSK_Edge_1RB_Left_Low_CH

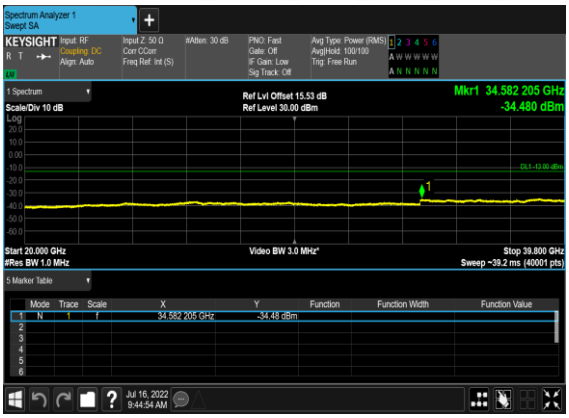

N77(100M)_DFT-s-OFDM_QPSK_Edge_1RB_Left_Low_CH

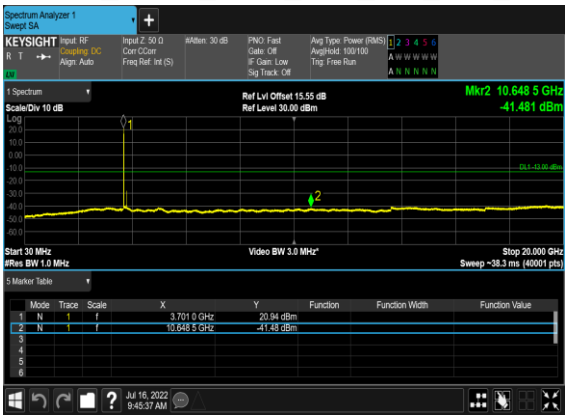

N77(100M)_DFT-s-OFDM_QPSK_Edge_1RB_Left_Low_CH

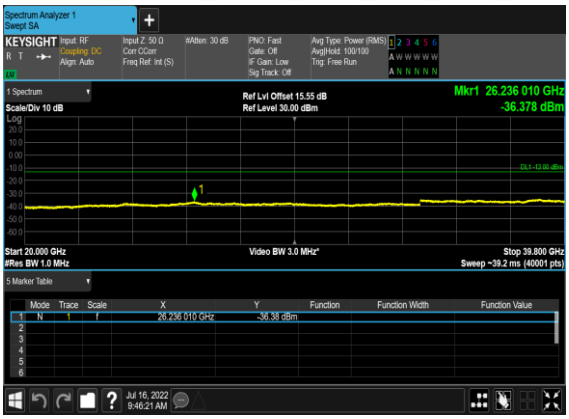

N77(100M)_DFT-s-OFDM_BPSK_Edge_1RB_Left_Mid_CH

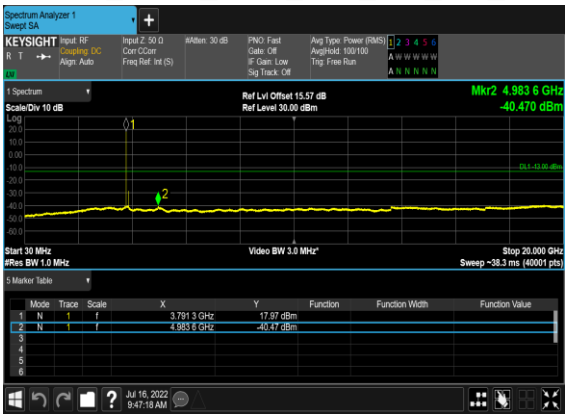

N77(100M)_DFT-s-OFDM_BPSK_Edge_1RB_Left_Mid_CH

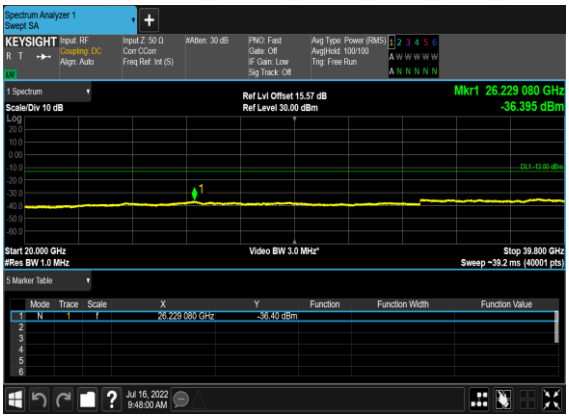

N77(100M)_DFT-s-OFDM_QPSK_Edge_1RB_Left_Mid_CH

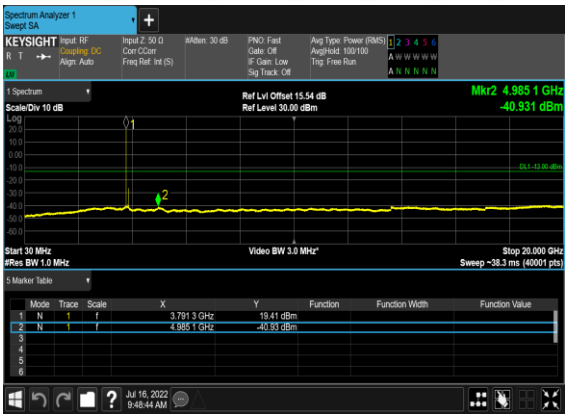

N77(100M)_DFT-s-OFDM_QPSK_Edge_1RB_Left_Mid_CH

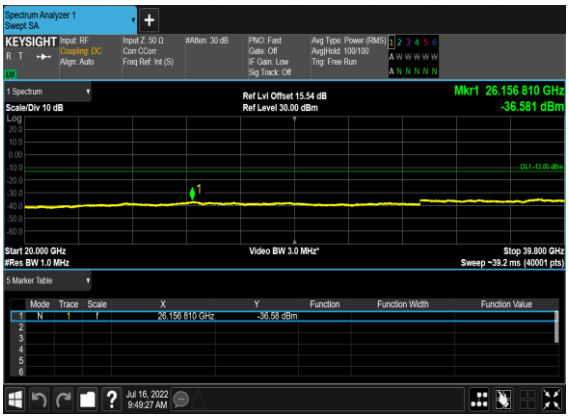

N77(100M)_DFT-s-OFDM_BPSK_Edge_1RB_Left_High_CH

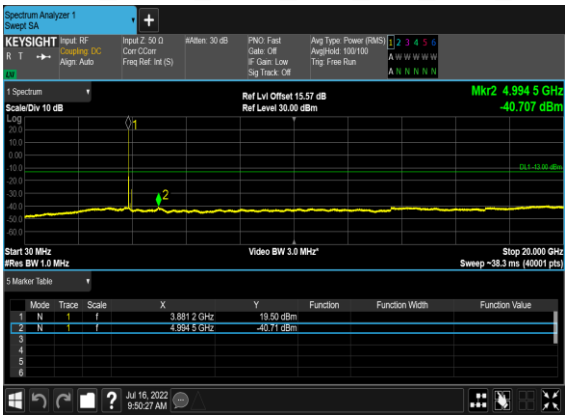

N77(100M)_DFT-s-OFDM_BPSK_Edge_1RB_Left_High_CH

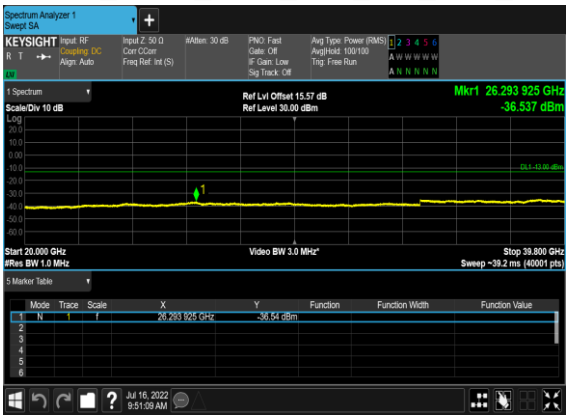

N77(100M)_DFT-s-OFDM_QPSK_Edge_1RB_Left_High_CH

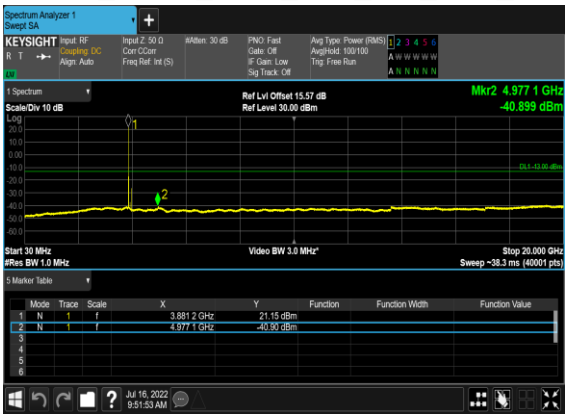

N77(100M)_DFT-s-OFDM_QPSK_Edge_1RB_Left_High_CH

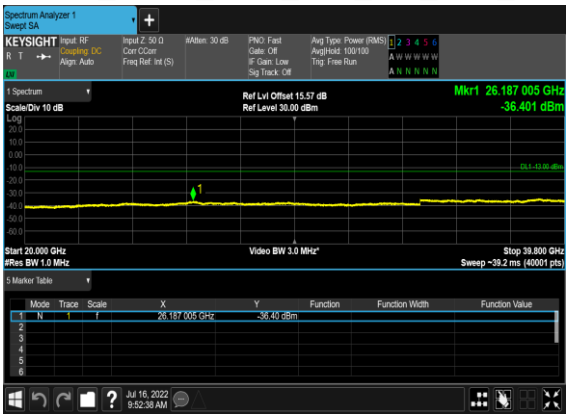

Conducted Band Edge

NR Band	SCS (kHz)	Bandwidth (MHz)	Arfcn	Freq (MHz)	Modulation	RB	Result	Verdict
77	30	10	647000	3705.0	DFT-s-OFDM BPSK	1@0	see graph	**PASS**
77	30	10	647000	3705.0	DFT-s-OFDM QPSK	1@0	see graph	**PASS**
77	30	10	647000	3705.0	DFT-s-OFDM BPSK	24@0	see graph	**PASS**
77	30	10	647000	3705.0	DFT-s-OFDM QPSK	24@0	see graph	**PASS**
77	30	10	665000	3975.0	DFT-s-OFDM BPSK	1@23	see graph	**PASS**
77	30	10	665000	3975.0	DFT-s-OFDM QPSK	1@23	see graph	**PASS**
77	30	10	665000	3975.0	DFT-s-OFDM BPSK	24@0	see graph	**PASS**
77	30	10	665000	3975.0	DFT-s-OFDM QPSK	24@0	see graph	**PASS**
77	30	50	648334	3725.01	DFT-s-OFDM BPSK	1@0	see graph	**PASS**
77	30	50	648334	3725.01	DFT-s-OFDM QPSK	1@0	see graph	**PASS**
77	30	50	648334	3725.01	DFT-s-OFDM BPSK	128@0	see graph	**PASS**
77	30	50	648334	3725.01	DFT-s-OFDM QPSK	128@0	see graph	**PASS**
77	30	50	663666	3954.99	DFT-s-OFDM BPSK	1@132	see graph	**PASS**
77	30	50	663666	3954.99	DFT-s-OFDM QPSK	1@132	see graph	**PASS**
77	30	50	663666	3954.99	DFT-s-OFDM BPSK	128@0	see graph	**PASS**
77	30	50	663666	3954.99	DFT-s-OFDM QPSK	128@0	see graph	**PASS**
77	30	100	650000	3750.0	DFT-s-OFDM BPSK	1@0	see graph	**PASS**
77	30	100	650000	3750.0	DFT-s-OFDM QPSK	1@0	see graph	**PASS**
77	30	100	650000	3750.0	DFT-s-OFDM BPSK	270@0	see graph	**PASS**
77	30	100	650000	3750.0	DFT-s-OFDM QPSK	270@0	see graph	**PASS**
77	30	100	662000	3930.0	DFT-s-OFDM BPSK	1@272	see graph	**PASS**
77	30	100	662000	3930.0	DFT-s-OFDM QPSK	1@272	see graph	**PASS**

77	30	100	662000	3930.0	DFT-s-OFDM BPSK	270@0	see graph	**PASS**
77	30	100	662000	3930.0	DFT-s-OFDM QPSK	270@0	see graph	**PASS**

N77(10M)_DFT-s-OFDM_BPSK_Edge_1RB_Left_Low_CH

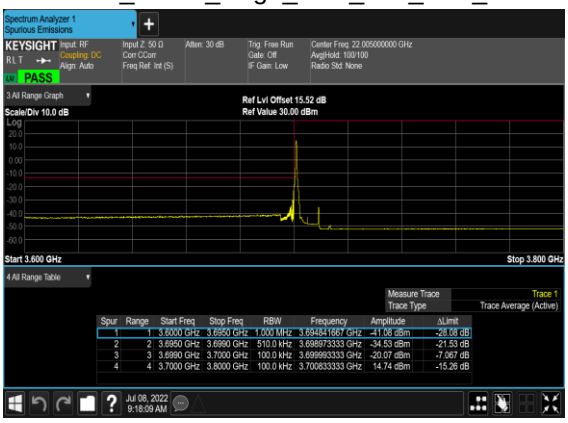

N77(10M)_DFT-s-OFDM_QPSK_Edge_1RB_Left_Low_CH

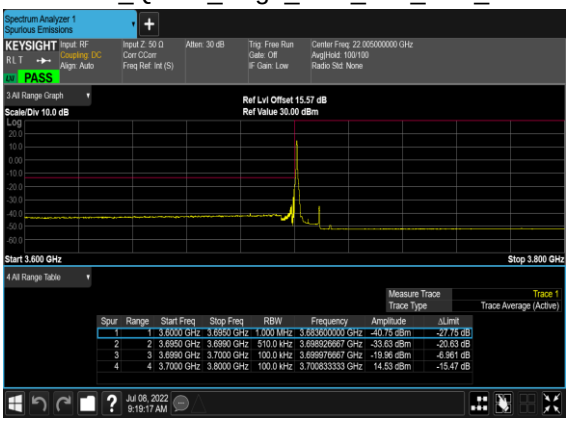

N77(10M)_DFT-s-OFDM_BPSK_Outer_Full_Low_CH

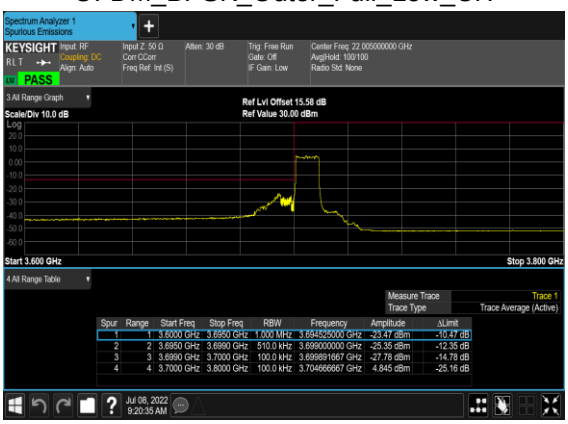

N77(10M)_DFT-s-OFDM_QPSK_Outer_Full_Low_CH

N77(10M)_DFT-s-OFDM_BPSK_Edge_1RB_Right_High_CH

N77(10M)_DFT-s-OFDM_QPSK_Edge_1RB_Right_High_CH

N77(10M)_DFT-s-OFDM_BPSK_Outer_Full_High_CH

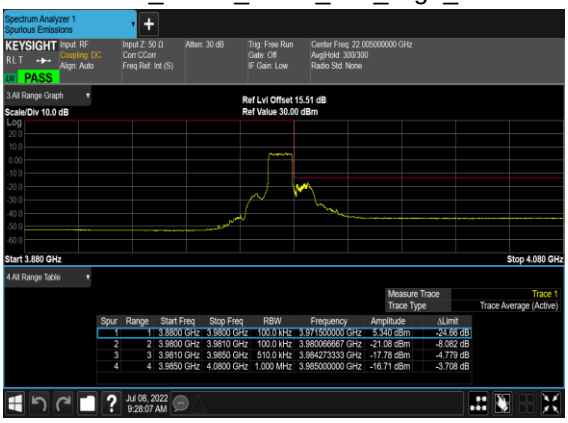

N77(10M)_DFT-s-OFDM_QPSK_Outer_Full_High_CH

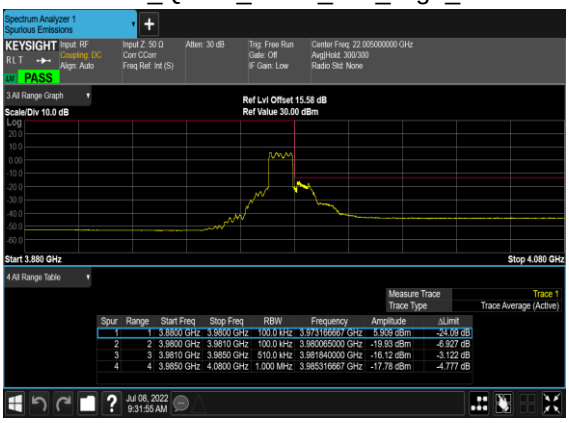

N77(50M)_DFT-s-OFDM_BPSK_Edge_1RB_Left_Low_CH

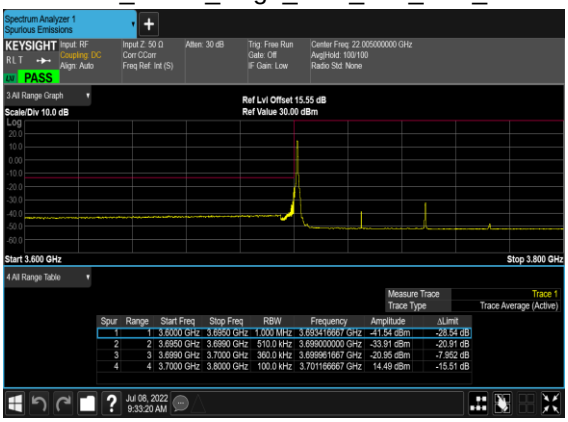

N77(50M)_DFT-s-OFDM_QPSK_Edge_1RB_Left_Low_CH

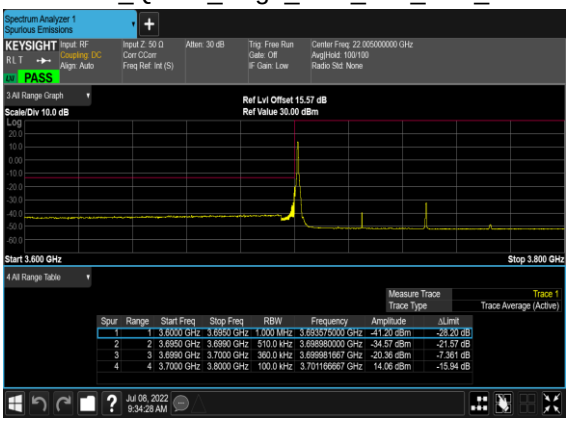

N77(50M)_DFT-s-OFDM_BPSK_Outer_Full_Low_CH

N77(50M)_DFT-s-OFDM_QPSK_Outer_Full_Low_CH

N77(50M)_DFT-s-OFDM_BPSK_Edge_1RB_Right_High_CH

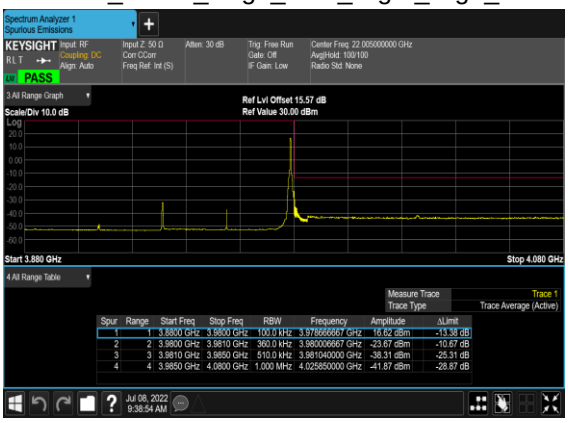

N77(50M)_DFT-s-OFDM_QPSK_Edge_1RB_Right_High_CH

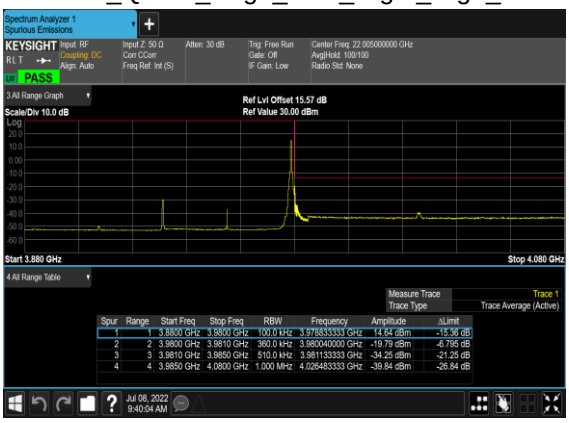

N77(50M)_DFT-s-OFDM_BPSK_Outer_Full_High_CH

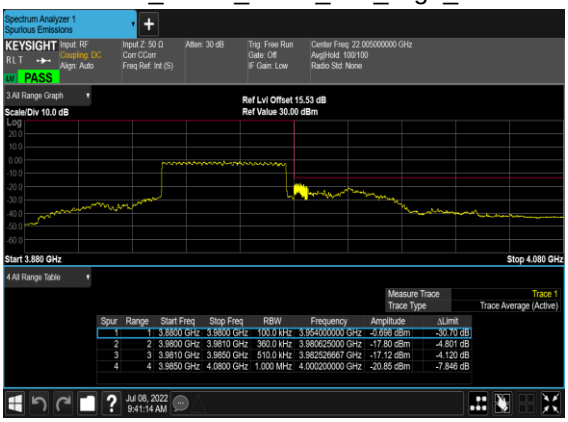

N77(50M)_DFT-s-OFDM_QPSK_Outer_Full_High_CH

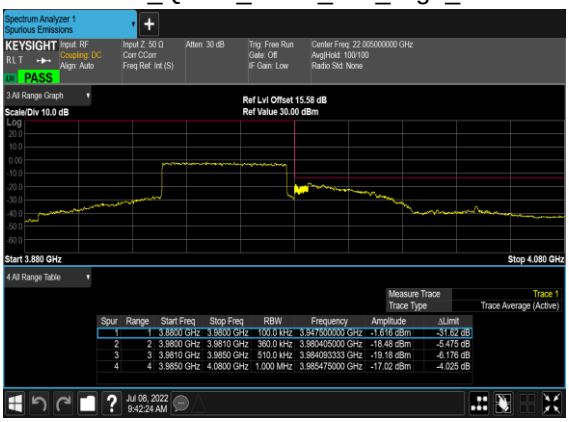

N77(100M)_DFT-s-OFDM_BPSK_Edge_1RB_Left_Low_CH

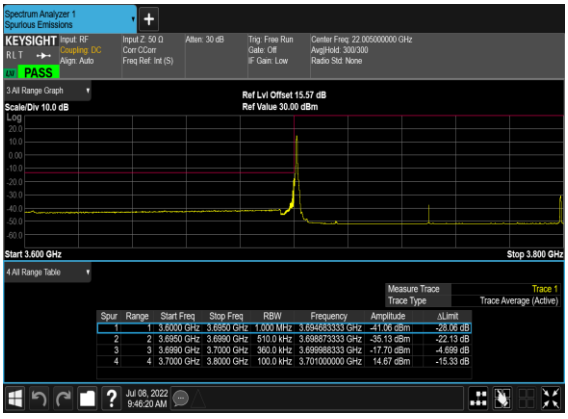

N77(100M)_DFT-s-OFDM_QPSK_Edge_1RB_Left_Low_CH

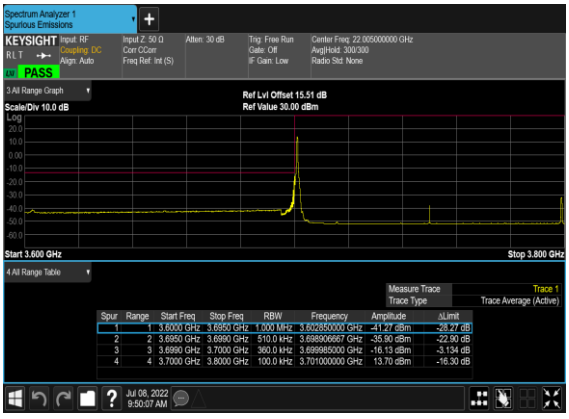

N77(100M)_DFT-s-OFDM_BPSK_Outer_Full_Low_CH

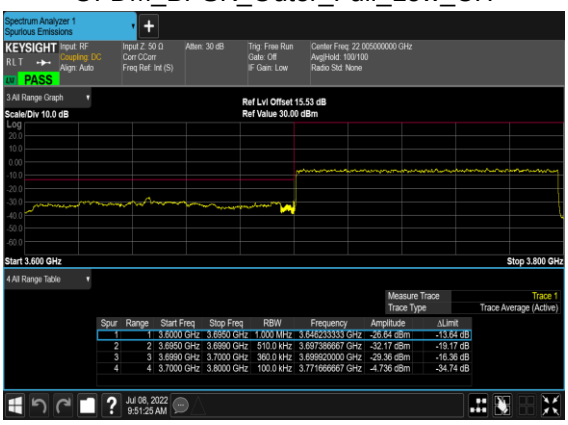

N77(100M)_DFT-s-OFDM_QPSK_Outer_Full_Low_CH

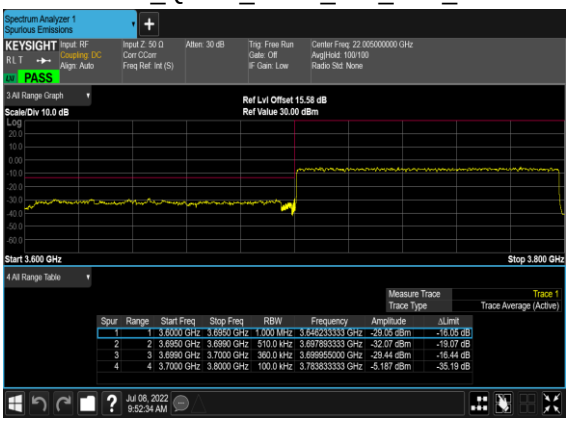

N77(100M)_DFT-s-OFDM_BPSK_Edge_1RB_Right_High_CH

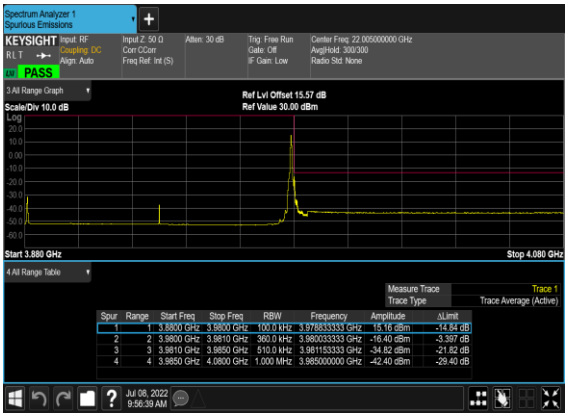

N77(100M)_DFT-s-OFDM_QPSK_Edge_1RB_Right_High_CH

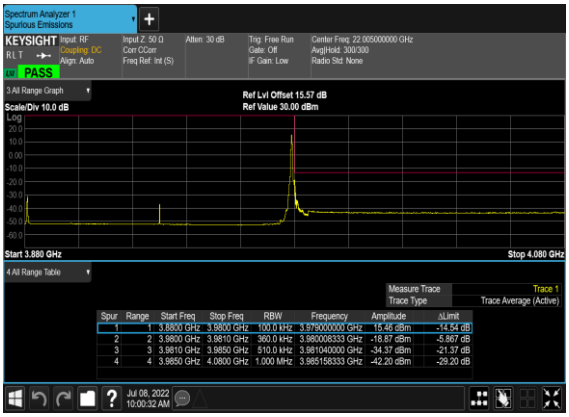

N77(100M)_DFT-s-OFDM_BPSK_Outer_Full_High_CH

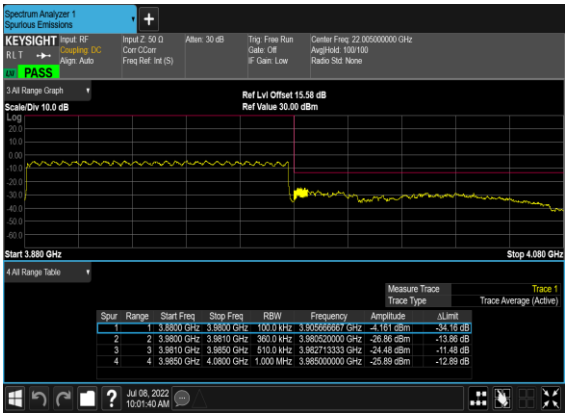

N77(100M)_DFT-s-OFDM_QPSK_Outer_Full_High_CH

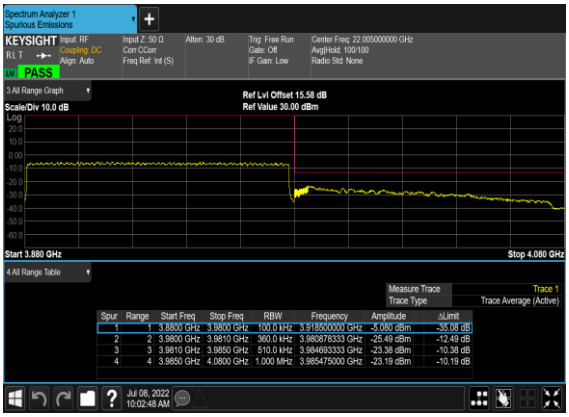

Appendix B. Test Results of Radiated Test

Radiated Spurious Emission

Test Engineer :	Levi zhuo	Temperature :	22~23℃
		Relative Humidity :	40~42%

SA n77 / NR 100MHz / QPSK								
Channel	Frequency (MHz)	EIRP (dBm)	Limit (dBm)	Over Limit (dB)	S.G. Power (dBm)	TX Cable loss (dB)	TX Antenna Gain (dBi)	Polarization (H/V)
Middle	7584	-35.81	-13	-22.81	-46.29	2.76	13.24	H
	11376	-45.61	-13	-32.61	-55.20	3.42	13.01	H
	15180	-59.78	-13	-46.78	-69.39	3.83	13.44	H
	7584	-41.09	-13	-28.09	-51.53	2.80	13.24	V
	11376	-50.55	-13	-37.55	-60.10	3.46	13.01	V
	15180	-59.50	-13	-46.50	-69.06	3.88	13.44	V

Remark: Spurious emissions within 30-1000MHz were found more than 20dB below limit line.