FR1 n41 / 60MHz / DFT-S OFDM / 256QAM / Full RB	
Lowest Band Edge	**Highest Band Edge**
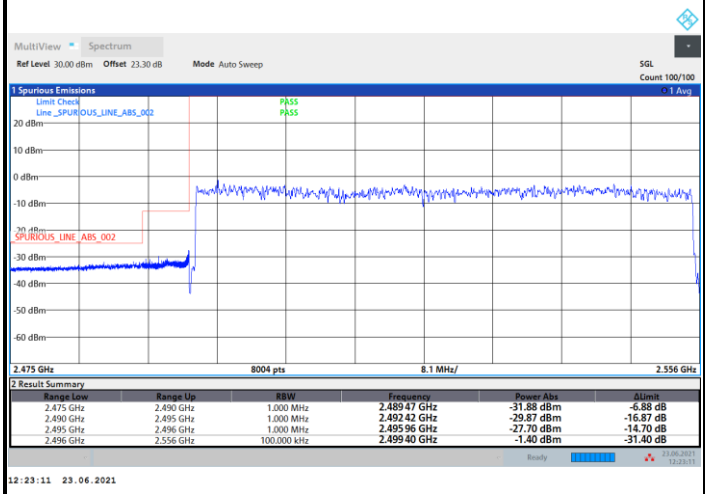	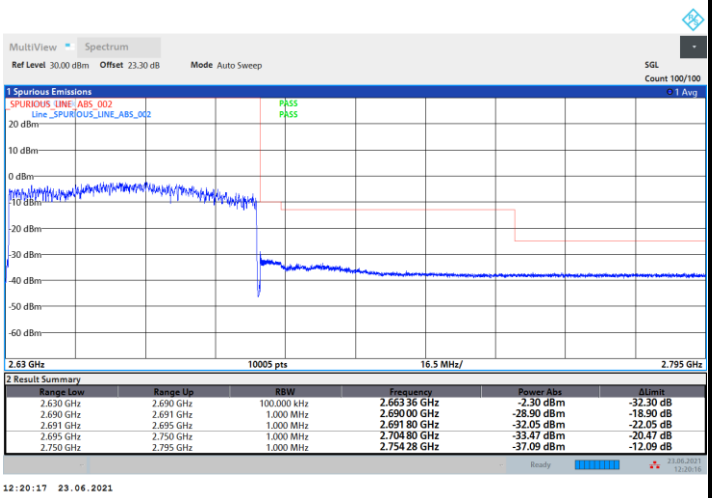

FR1 n41 / 60MHz / CP OFDM / QPSK / Full RB	
Lowest Band Edge	**Highest Band Edge**
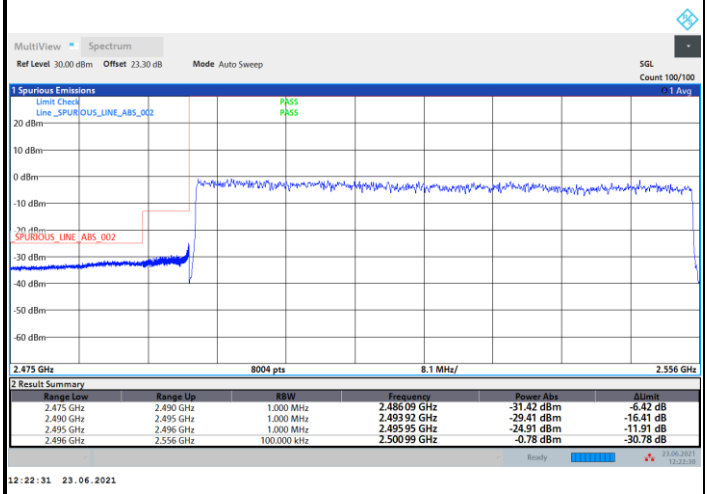	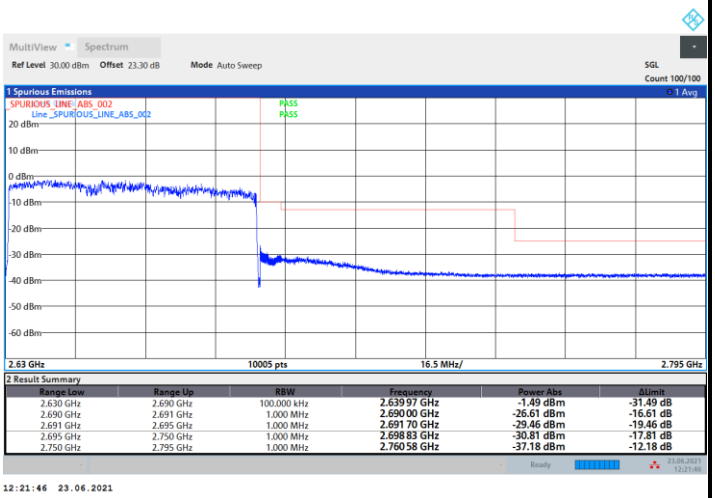

FR1 n41 / 80MHz / DFT-S OFDM / PI/2 BPSK / Full RB	
Lowest Band Edge	**Highest Band Edge**
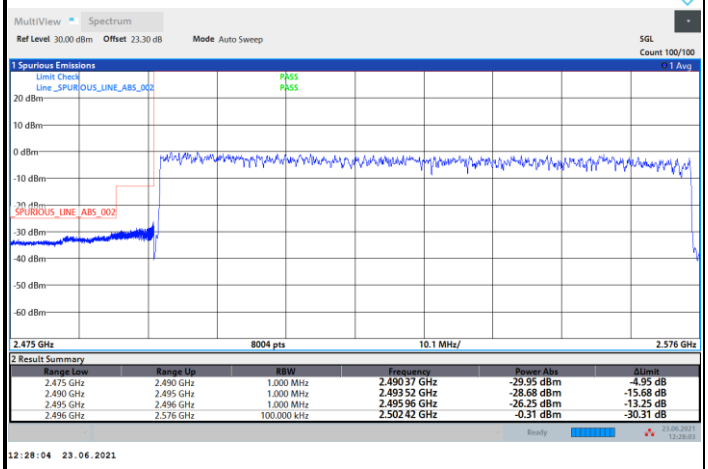	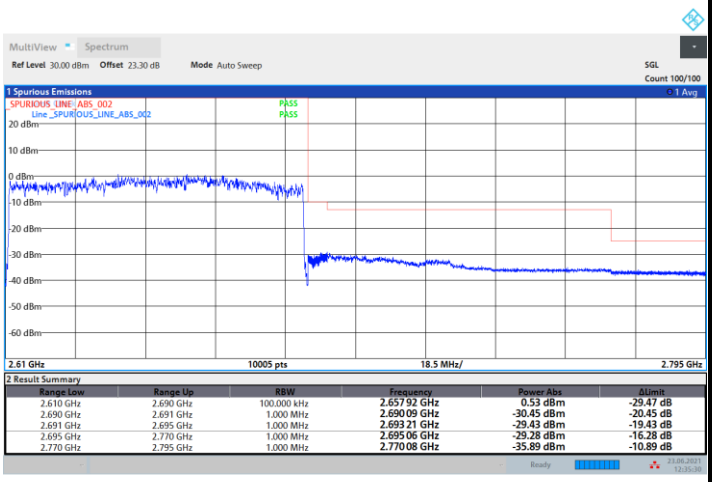

FR1 n41 / 80MHz / DFT-S OFDM / QPSK / Full RB	
Lowest Band Edge	**Highest Band Edge**
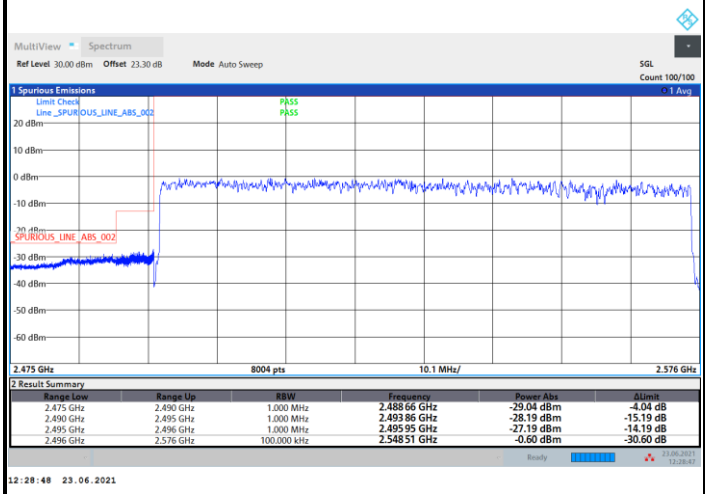	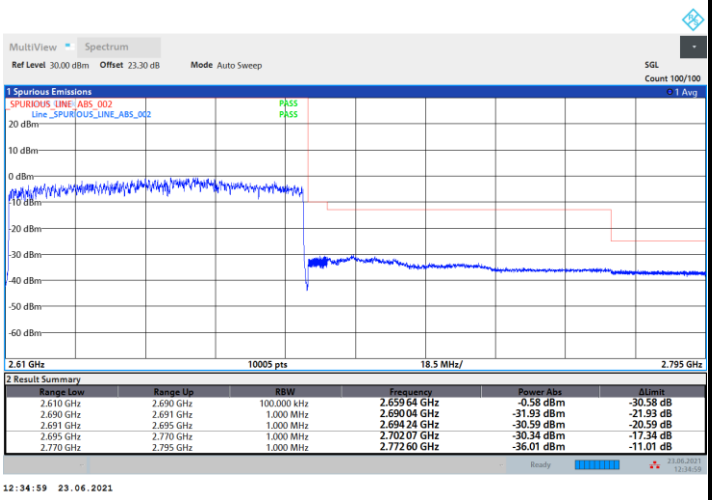

FR1 n41 / 80MHz / DFT-S OFDM / 16QAM / Full RB	
Lowest Band Edge	**Highest Band Edge**
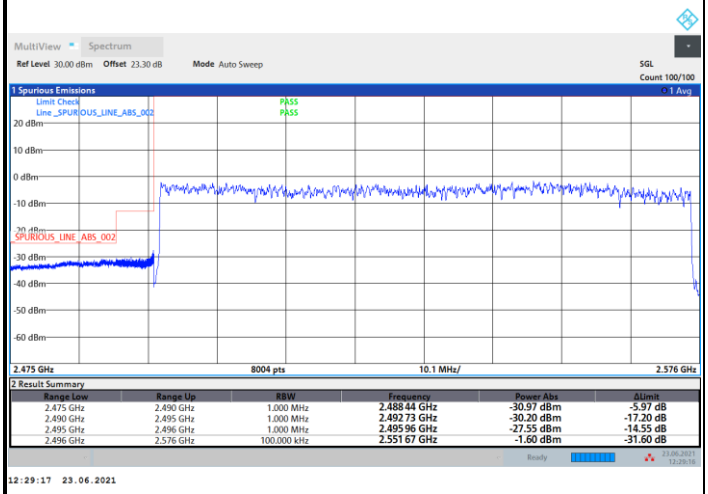	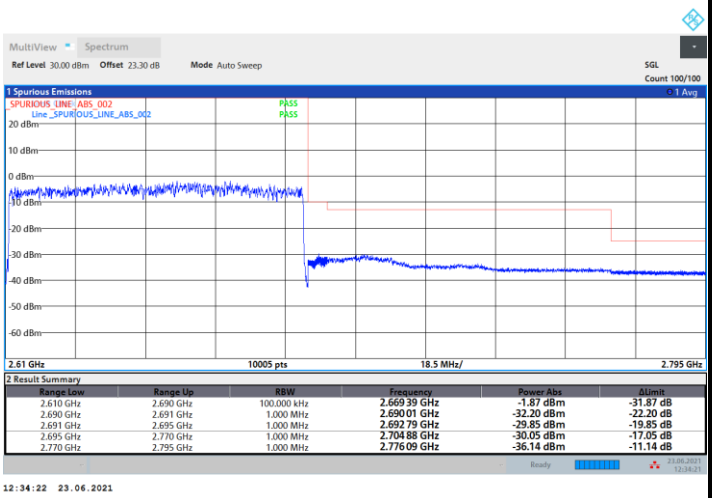

FR1 n41 / 80MHz / DFT-S OFDM / 64QAM / Full RB	
Lowest Band Edge	**Highest Band Edge**
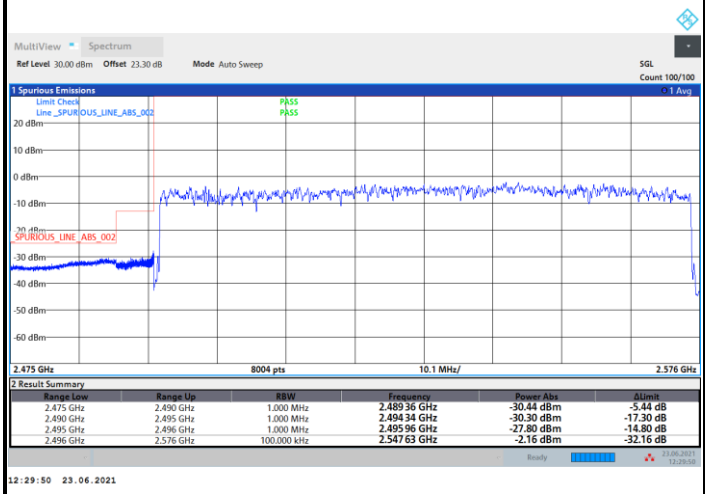	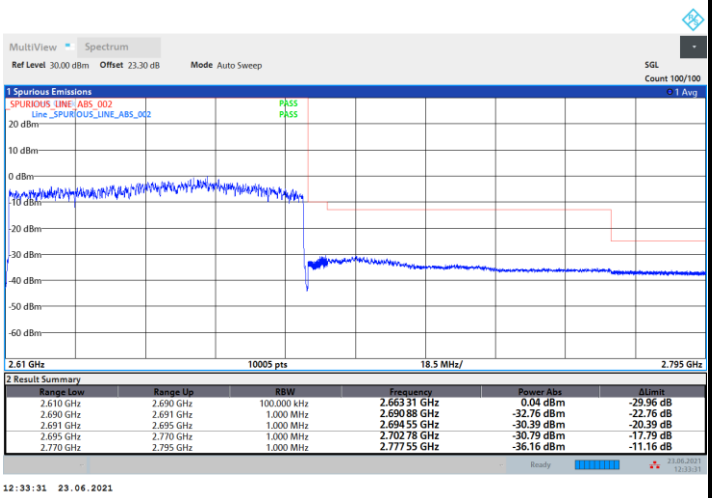

FR1 n41 / 80MHz / DFT-S OFDM / 256QAM / Full RB	
Lowest Band Edge	**Highest Band Edge**
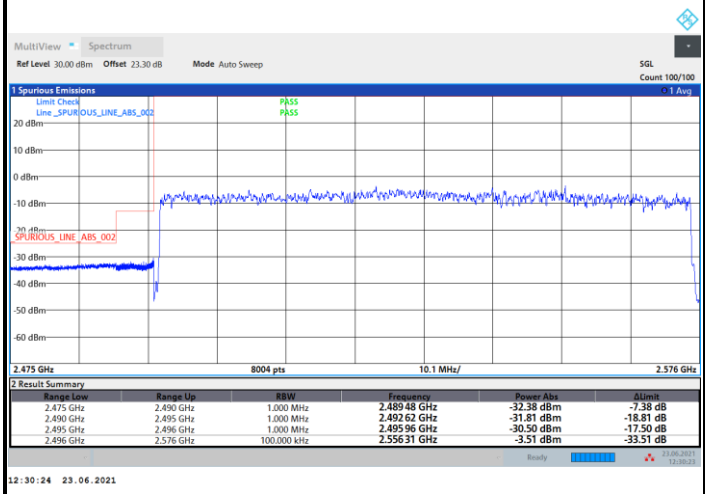	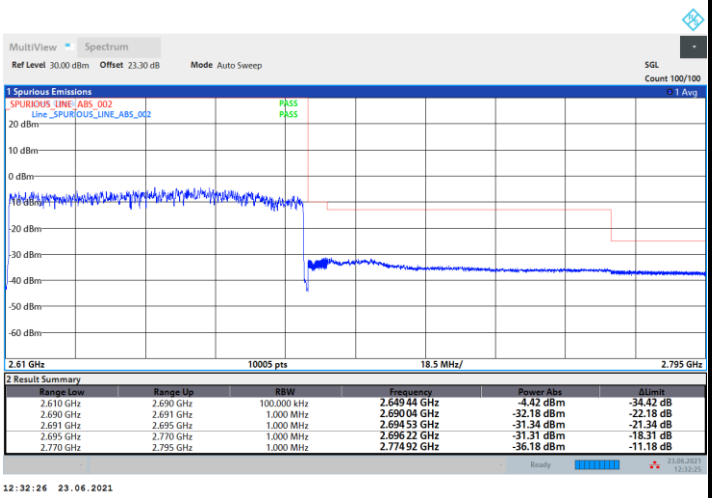

FR1 n41 / 80MHz / CP OFDM / QPSK / Full RB	
Lowest Band Edge	**Highest Band Edge**
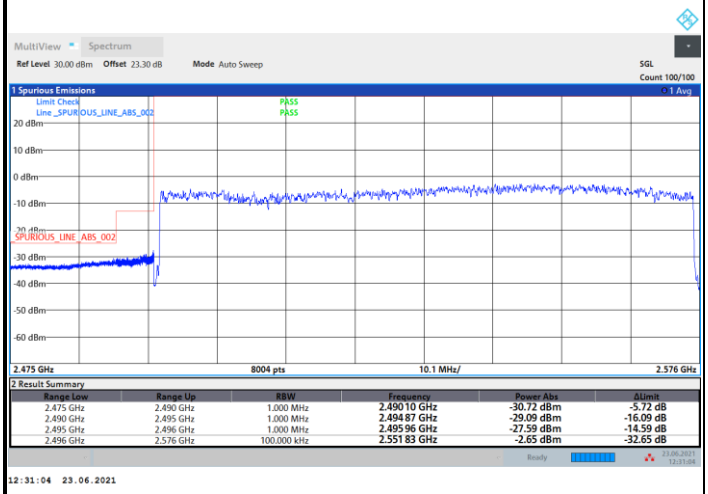	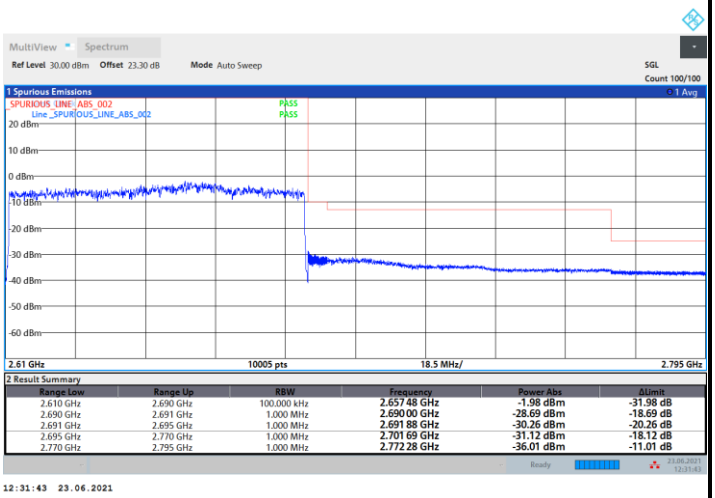

FR1 n41 / 90MHz / DFT-S OFDM / PI/2 BPSK / Full RB	
Lowest Band Edge	**Highest Band Edge**
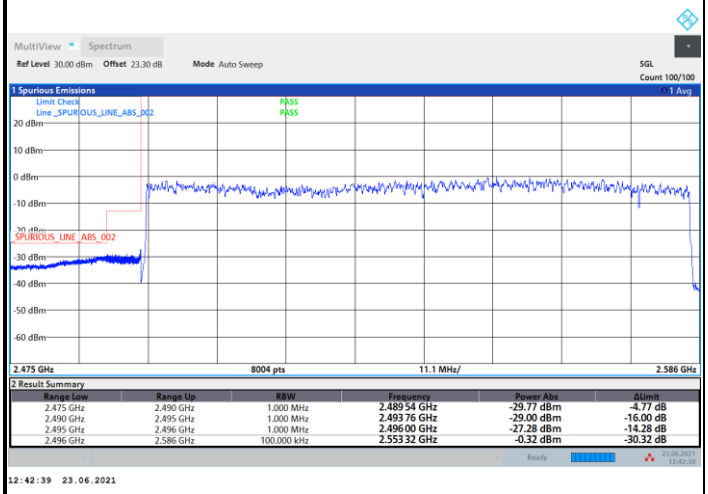	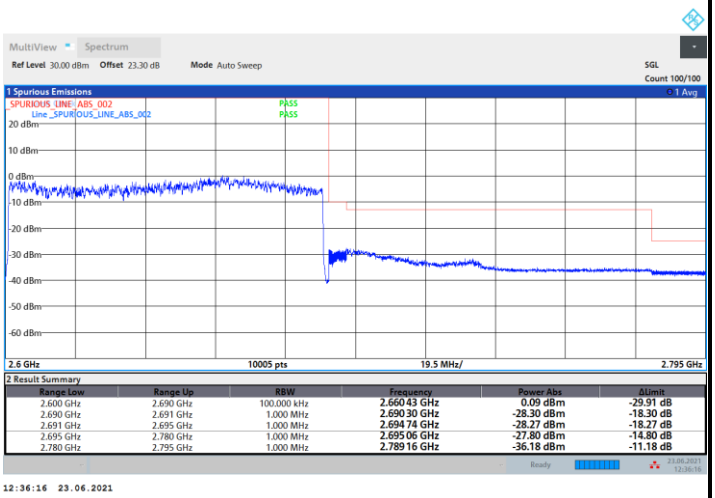

FR1 n41 / 90MHz / DFT-S OFDM / QPSK / Full RB	
Lowest Band Edge	**Highest Band Edge**
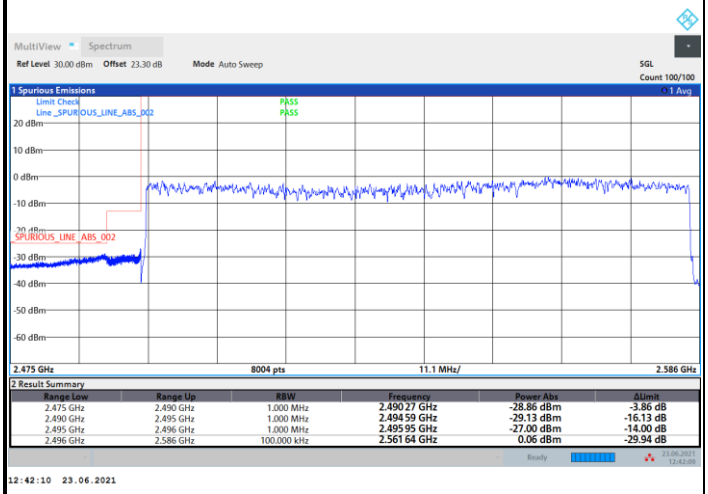	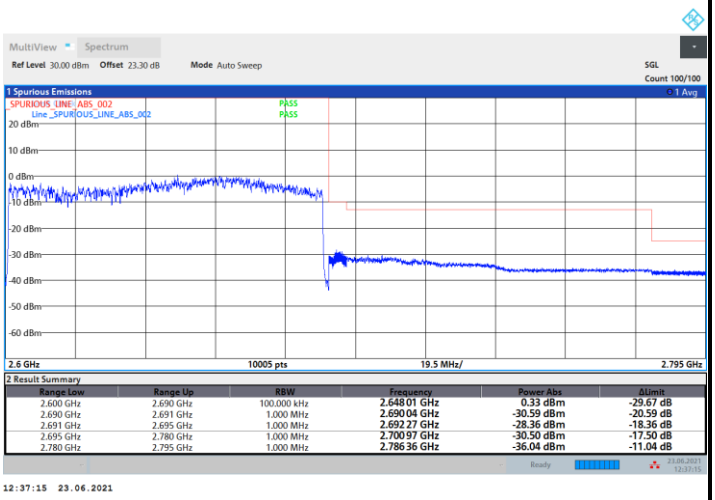

FR1 n41 / 90MHz / DFT-S OFDM / 16QAM / Full RB	
Lowest Band Edge	**Highest Band Edge**
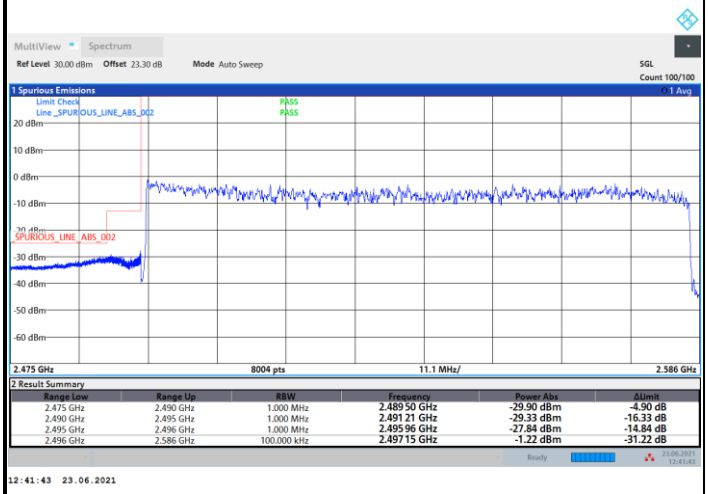	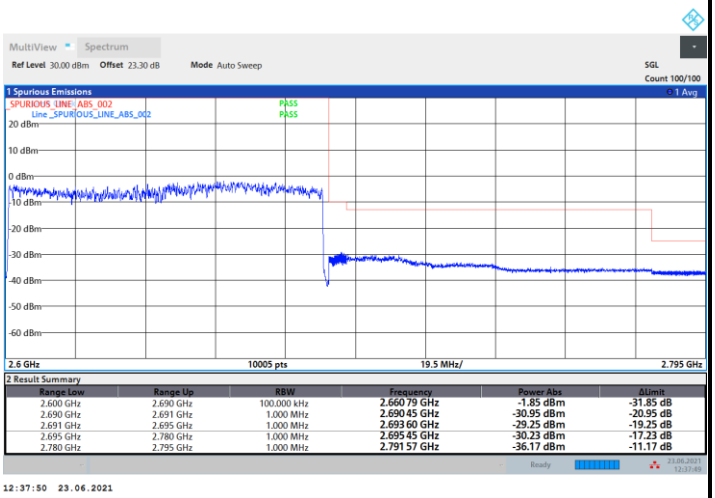

FR1 n41 / 90MHz / DFT-S OFDM / 64QAM / Full RB	
Lowest Band Edge	**Highest Band Edge**
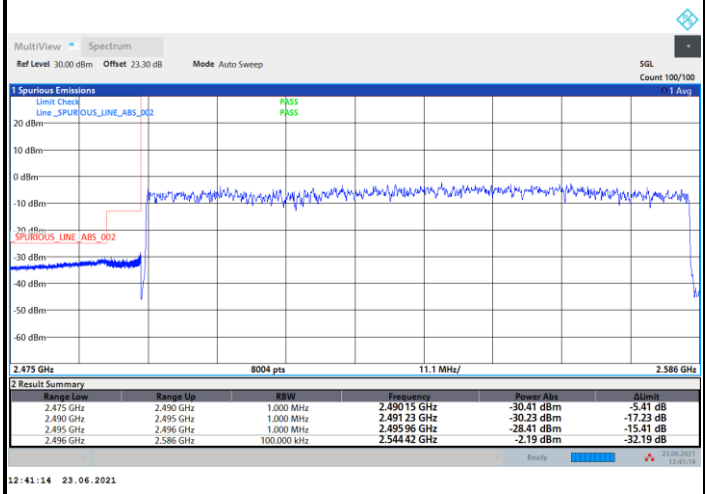	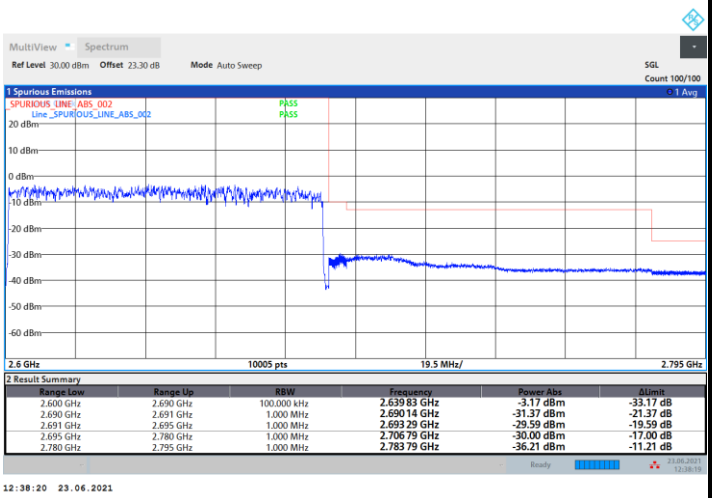

FR1 n41 / 90MHz / DFT-S OFDM / 256QAM / Full RB	
Lowest Band Edge	**Highest Band Edge**
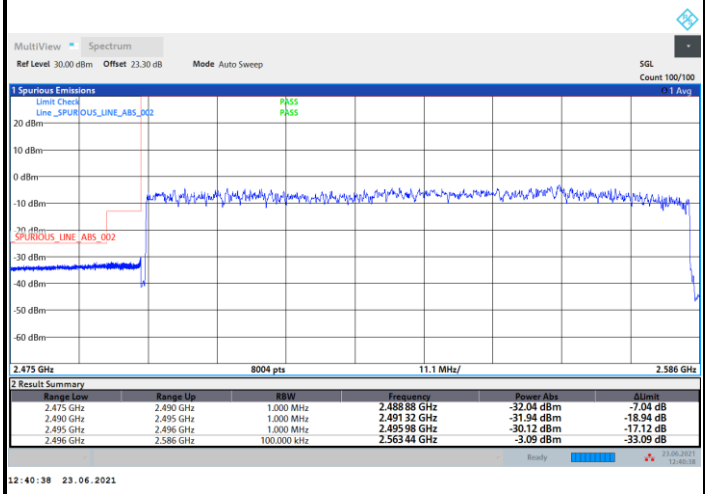	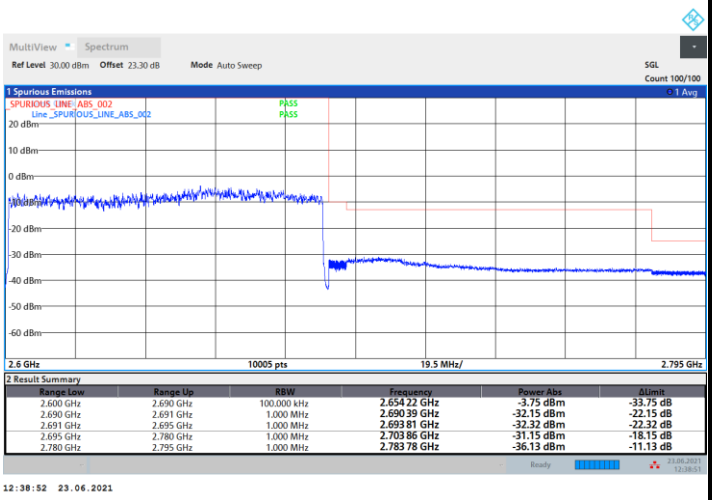

FR1 n41 / 90MHz / CP OFDM / QPSK / Full RB	
Lowest Band Edge	**Highest Band Edge**
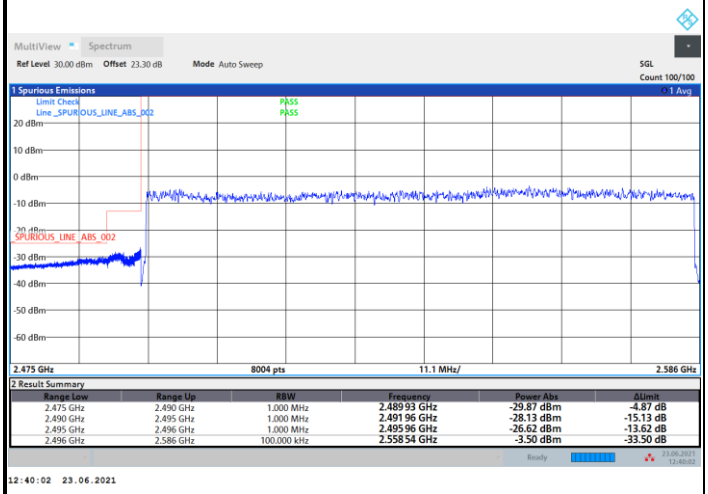	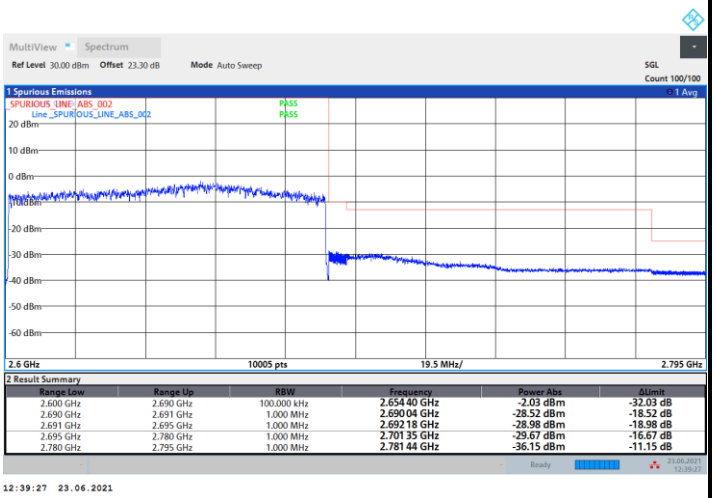

FR1 n41 / 100MHz / DFT-S OFDM / PI/2 BPSK / Full RB	
Lowest Band Edge	**Highest Band Edge**
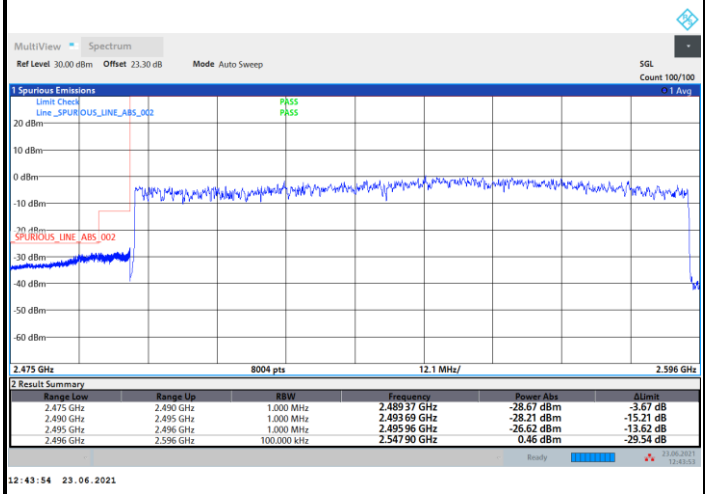	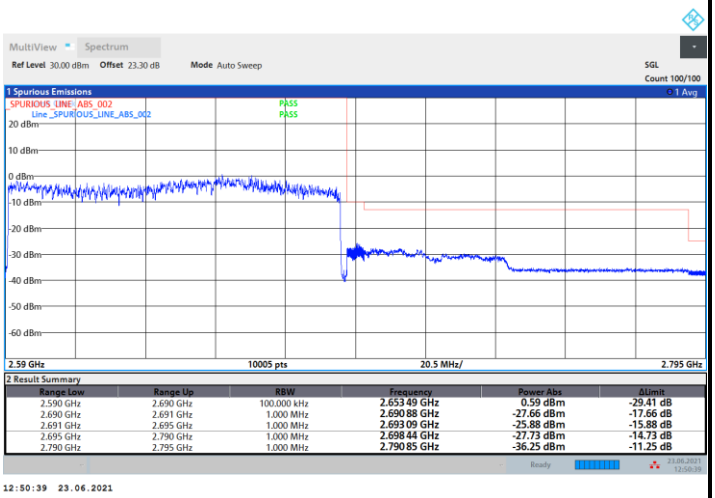

FR1 n41 / 100MHz / DFT-S OFDM / QPSK / Full RB	
Lowest Band Edge	**Highest Band Edge**
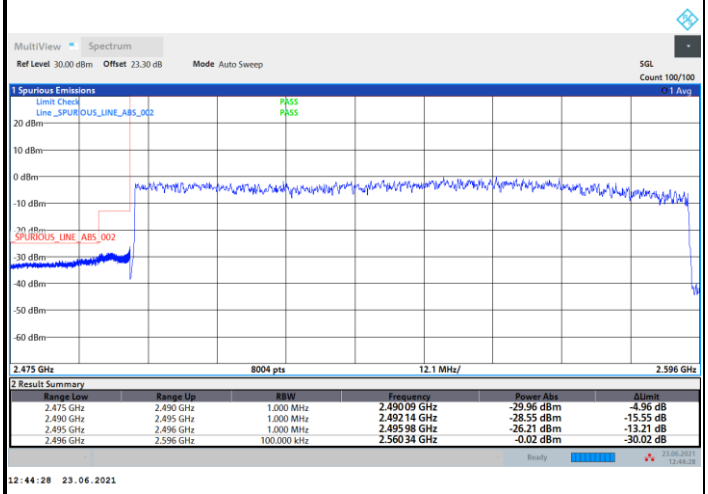	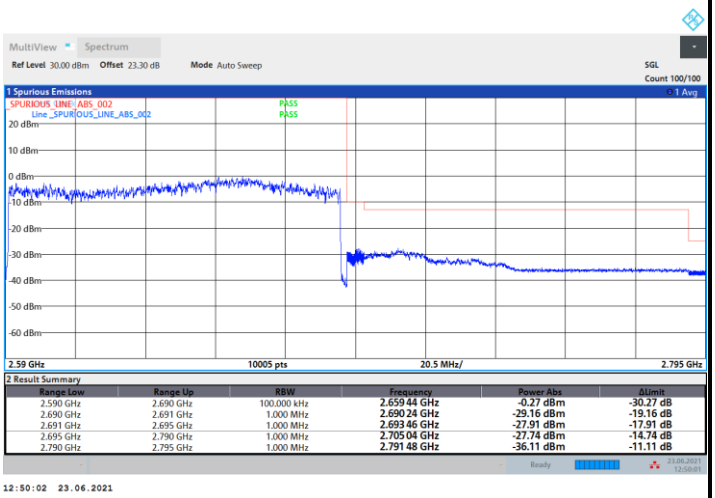

FR1 n41 / 100MHz / DFT-S OFDM / 16QAM / Full RB	
Lowest Band Edge	**Highest Band Edge**
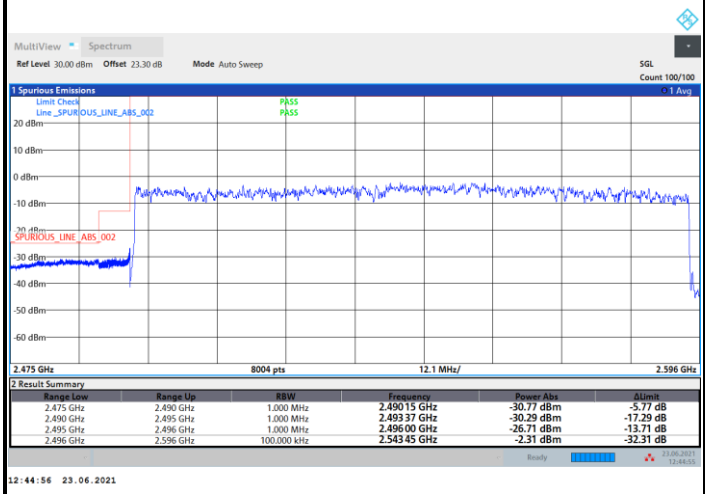	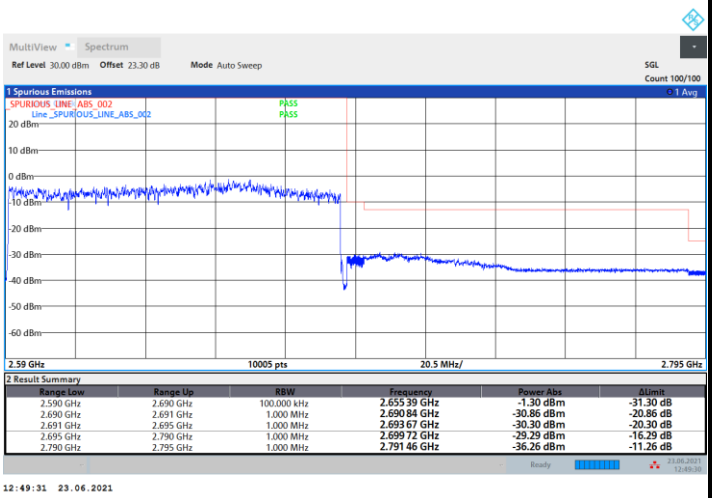

FR1 n41 / 100MHz / DFT-S OFDM / 64QAM / Full RB	
Lowest Band Edge	**Highest Band Edge**
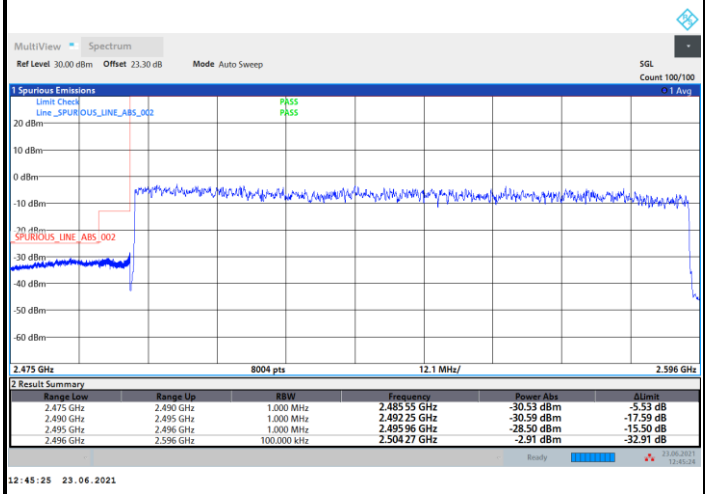	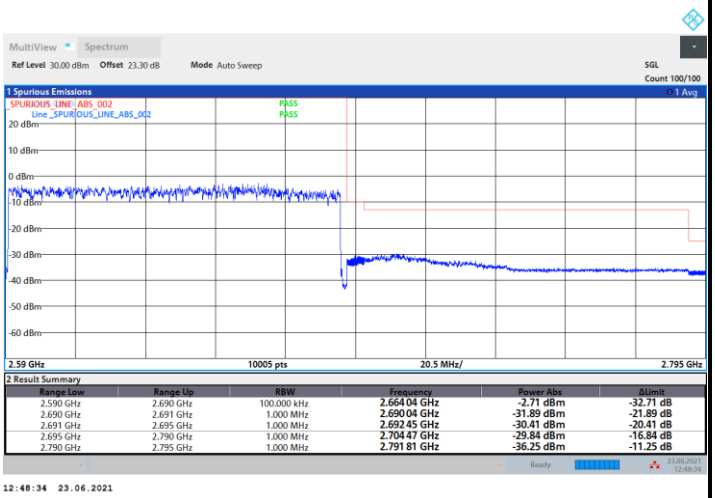

FR1 n41 / 100MHz / DFT-S OFDM / 256QAM / Full RB	
Lowest Band Edge / Full RB	**Highest Band Edge / Full RB**
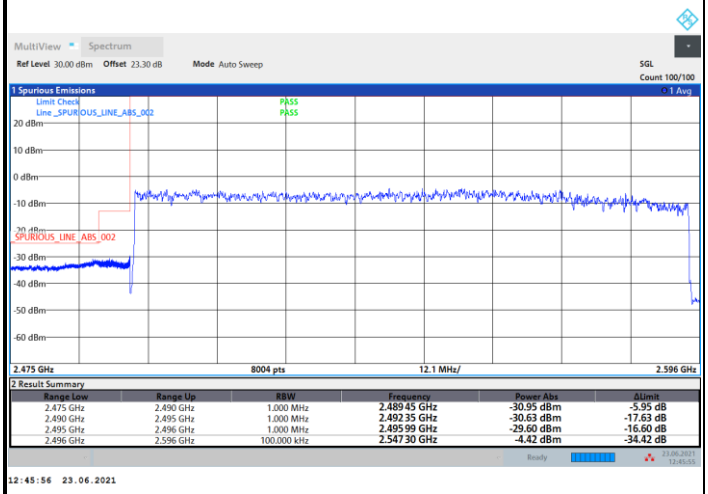	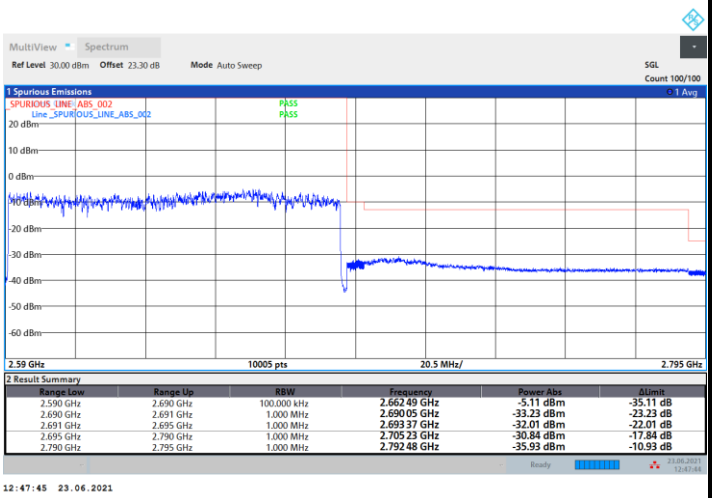

FR1 n41 / 100MHz / CP OFDM / QPSK / Full RB	
Lowest Band Edge	**Highest Band Edge**
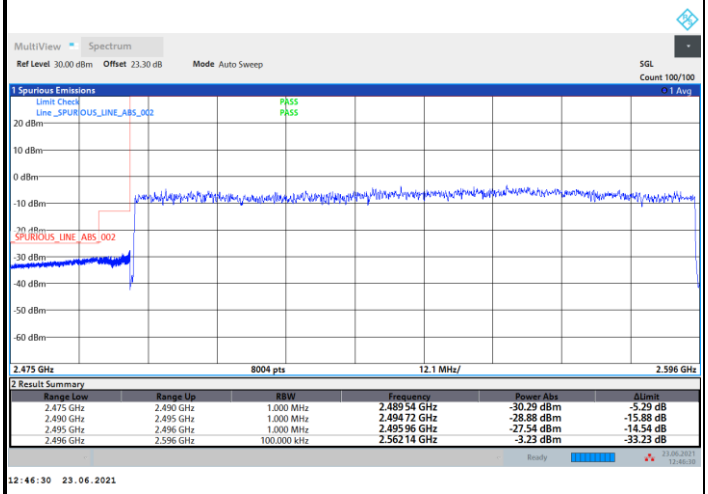	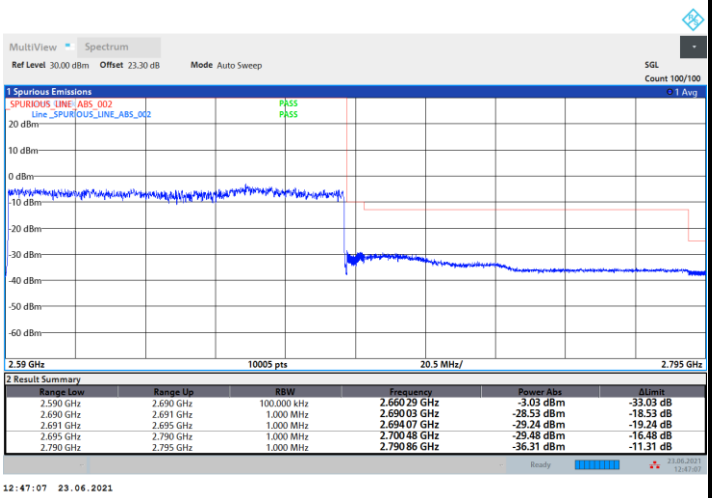

Conducted Spurious Emission

FR1 n41 / 20MHz / DFT-S OFDM / QPSK / 1RB1

Lowest Channel

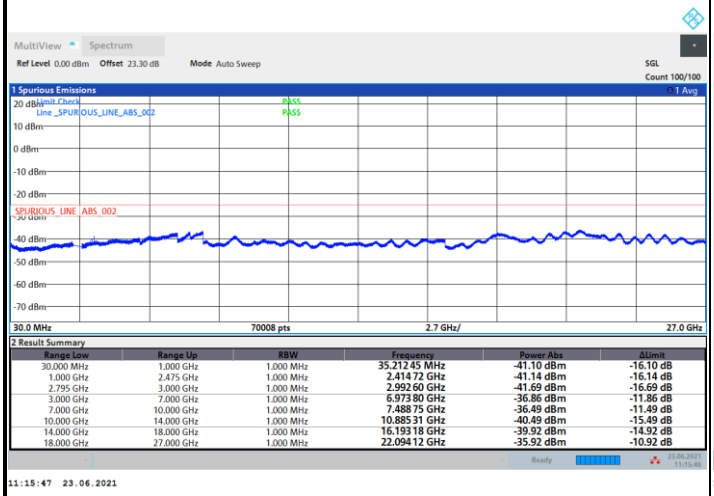

Range Low	Range Up	RBW	Frequency	Power Abs	ΔLimit
30.000 MHz	1.000 GHz	1.000 MHz	35.212 45 MHz	-41.10 dBm	-16.10 dB
1.000 GHz	2.475 GHz	1.000 MHz	2.414 72 GHz	-41.14 dBm	-16.14 dB
2.795 GHz	3.000 GHz	1.000 MHz	2.992 60 GHz	-41.69 dBm	-16.69 dB
3.000 GHz	7.000 GHz	1.000 MHz	6.973 80 GHz	-36.86 dBm	-11.86 dB
7.000 GHz	10.000 GHz	1.000 MHz	7.488 75 GHz	-36.49 dBm	-11.49 dB
10.000 GHz	14.000 GHz	1.000 MHz	10.885 31 GHz	-40.49 dBm	-15.49 dB
14.000 GHz	18.000 GHz	1.000 MHz	16.193 18 GHz	-39.92 dBm	-14.92 dB
18.000 GHz	27.000 GHz	1.000 MHz	22.094 12 GHz	-35.92 dBm	-10.92 dB

11:15:47 23.06.2021

Middle Channel

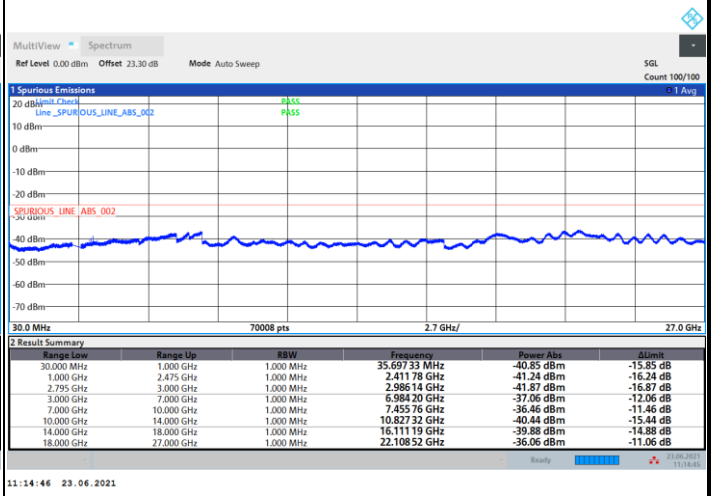

Range Low	Range Up	RBW	Frequency	Power Abs	ΔLimit
30.000 MHz	1.000 GHz	1.000 MHz	35.697 33 MHz	-40.85 dBm	-15.85 dB
1.000 GHz	2.475 GHz	1.000 MHz	2.411 78 GHz	-41.24 dBm	-16.24 dB
2.795 GHz	3.000 GHz	1.000 MHz	2.986 14 GHz	-41.87 dBm	-16.87 dB
3.000 GHz	7.000 GHz	1.000 MHz	6.984 20 GHz	-37.06 dBm	-12.06 dB
7.000 GHz	10.000 GHz	1.000 MHz	7.455 76 GHz	-36.46 dBm	-11.46 dB
10.000 GHz	14.000 GHz	1.000 MHz	10.827 32 GHz	-40.44 dBm	-15.44 dB
14.000 GHz	18.000 GHz	1.000 MHz	16.111 19 GHz	-39.88 dBm	-14.88 dB
18.000 GHz	27.000 GHz	1.000 MHz	22.108 52 GHz	-36.06 dBm	-11.06 dB

11:14:46 23.06.2021

Highest Channel

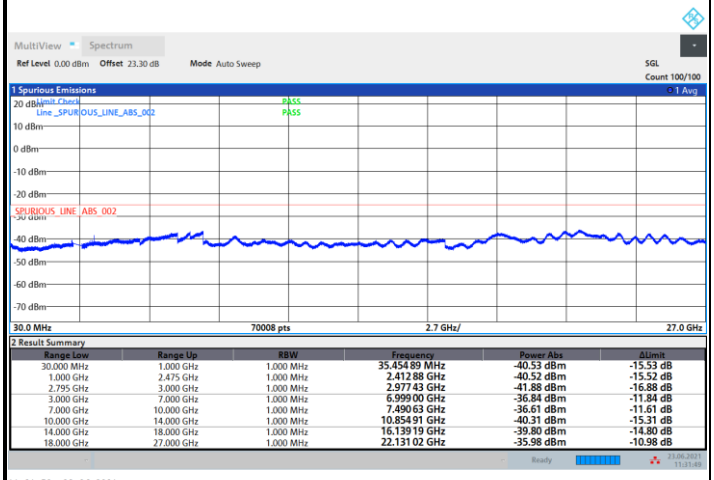

Range Low	Range Up	RBW	Frequency	Power Abs	ΔLimit
30.000 MHz	1.000 GHz	1.000 MHz	35.454 89 MHz	-40.53 dBm	-15.53 dB
1.000 GHz	2.475 GHz	1.000 MHz	2.412 88 GHz	-40.52 dBm	-15.52 dB
2.795 GHz	3.000 GHz	1.000 MHz	2.977 43 GHz	-41.88 dBm	-16.88 dB
3.000 GHz	7.000 GHz	1.000 MHz	6.999 00 GHz	-36.84 dBm	-11.84 dB
7.000 GHz	10.000 GHz	1.000 MHz	7.490 63 GHz	-36.61 dBm	-11.61 dB
10.000 GHz	14.000 GHz	1.000 MHz	10.854 91 GHz	-40.31 dBm	-15.31 dB
14.000 GHz	18.000 GHz	1.000 MHz	16.139 19 GHz	-39.80 dBm	-14.80 dB
18.000 GHz	27.000 GHz	1.000 MHz	22.131 02 GHz	-35.98 dBm	-10.98 dB

11:31:50 23.06.2021

Frequency Stability

Test Conditions		FR1 n41 (BPSK) / Middle Channel	Limit
Temperature (°C)	Voltage (Volt)	BW 20MHz	Note 2.
		Deviation (ppm)	Result
40	Normal Voltage	0.0018	PASS
30	Normal Voltage	0.0021	
20(Ref.)	Normal Voltage	0.0000	
10	Normal Voltage	0.0007	
0	Normal Voltage	0.0013	
-10	Normal Voltage	0.0003	
-20	Normal Voltage	0.0025	
20	Maximum Voltage	0.0027	
20	Normal Voltage	0.0000	
20	Battery End Point	0.0038	

Note:

1. Normal Voltage =3.80V.；Battery End Point (BEP) =3.40 V.；Maximum Voltage =4.35V.
2. The frequency fundamental emissions stay within the authorized frequency block.
3. EUT can't operate outside the temperatures between -20 °C and 40 °C.

FR1 n66

Peak-to-Average Ratio

Mode	FR1 n66 / 20MHz / DFT-S OFDM				
Mod.	PI/2 BPSK	QPSK	16QAM	64QAM	Limit: 13dB
RB Size	Full RB	Full RB	Full RB	Full RB	Result
Middle CH	4.32	5.64	5.28	6.54	PASS
Mode	FR1 n66 / 20MHz / DFT-S OFDM				
Mod.	256QAM				Limit: 13dB
RB Size	Full RB				Result
Middle CH	6.76				PASS

FR1 n66 / 20MHz / DFT-S OFDM / Middle Channel / Full RB

PI/2 BPSK

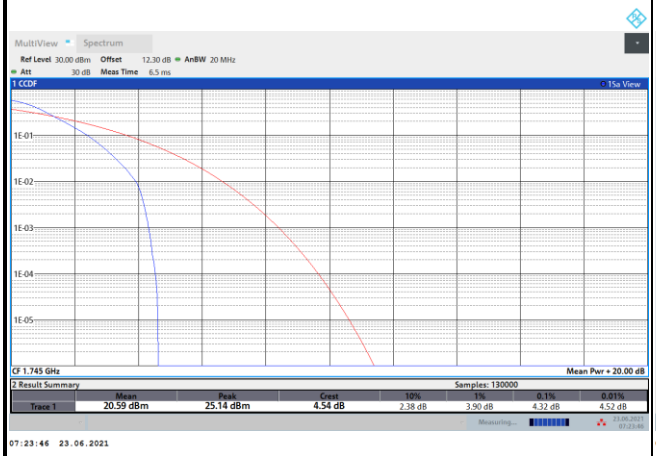

QPSK

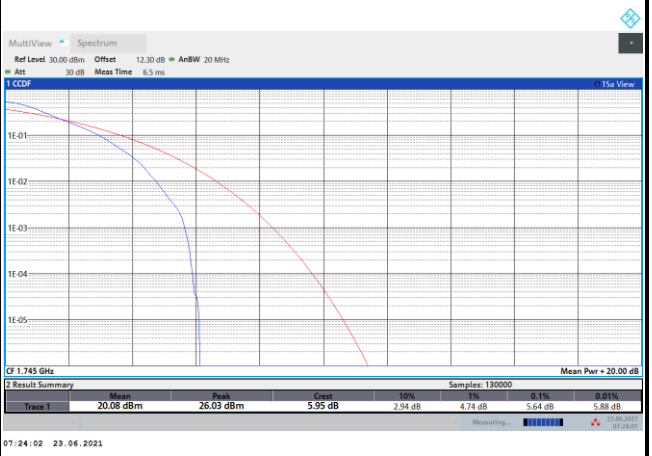

16QAM

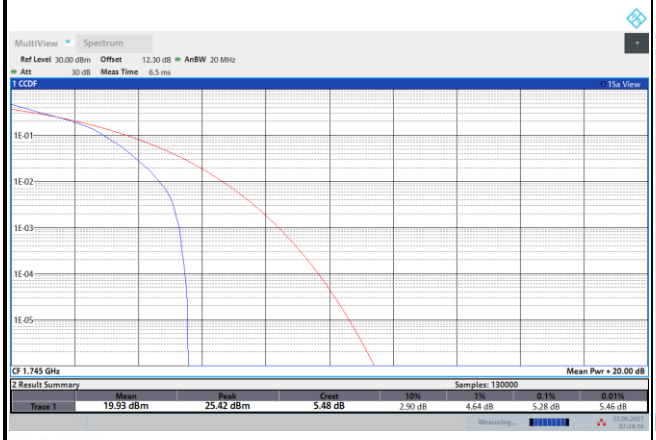

64QAM

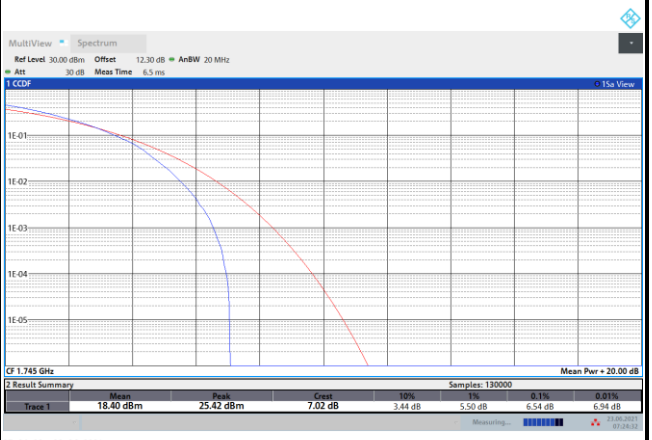

256QAM

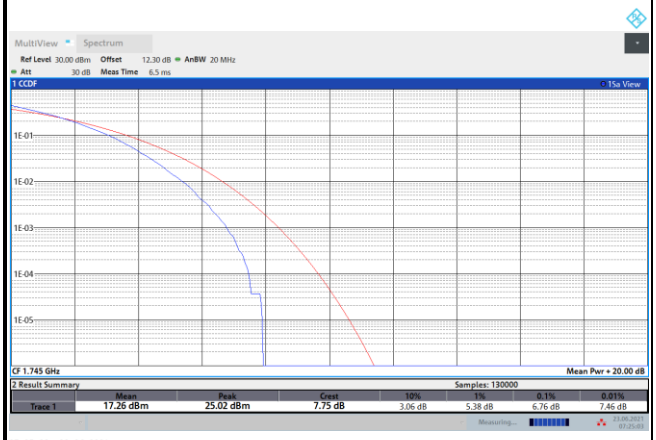

26dB Bandwidth

Mode	FR1 n66 : 26dB BW(MHz) / DFT-S OFDM							
BW	5MHz		10MHz		15MHz		20MHz	
Mod.	PI/2 BPSK		PI/2 BPSK		PI/2 BPSK		PI/2 BPSK	
Middle CH	4.89		9.37		14.27		18.70	
BW	25MHz		30MHz		40MHz			
Mod.	PI/2 BPSK		PI/2 BPSK		PI/2 BPSK			
Middle CH	-		29.49		39.64			

Mode	FR1 n66 : 26dB BW(MHz) / CP OFDM							
BW	5MHz		10MHz		15MHz		20MHz	
Mod.	QPSK	16QAM	QPSK	16QAM	QPSK	16QAM	QPSK	16QAM
Middle CH	4.93	4.97	9.83	9.79	14.99	14.99	19.90	19.94
Mod.	64QAM	256QAM	64QAM	256QAM	64QAM	256QAM	64QAM	256QAM
Middle CH	4.95	4.88	9.85	9.81	14.96	14.93	19.90	19.94
BW	25MHz		30MHz		40MHz			
Mod.	QPSK	16QAM	QPSK	16QAM	QPSK	16QAM		
Middle CH	-	-	29.67	29.55	39.72	39.56		
Mod.	64QAM	256QAM	64QAM	256QAM	64QAM	256QAM		
Middle CH	-	-	29.49	29.55	39.72	39.72		

FR1 n66 / 5MHz / DFT-S OFDM / Middle Channel / Full RB

PI/2 BPSK

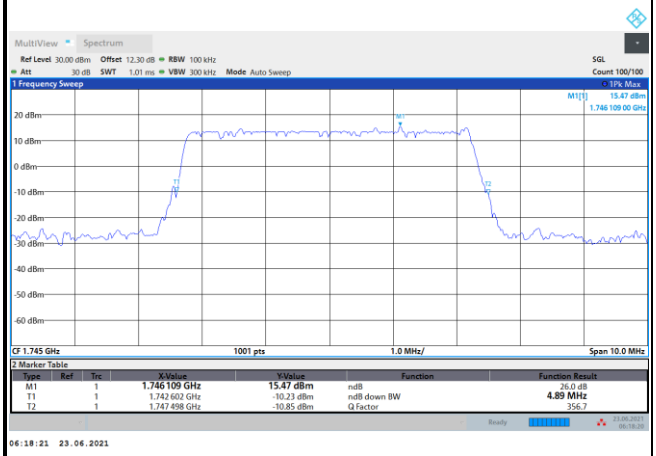

FR1 n66 / 5MHz / CP OFDM / Middle Channel / Full RB

QPSK

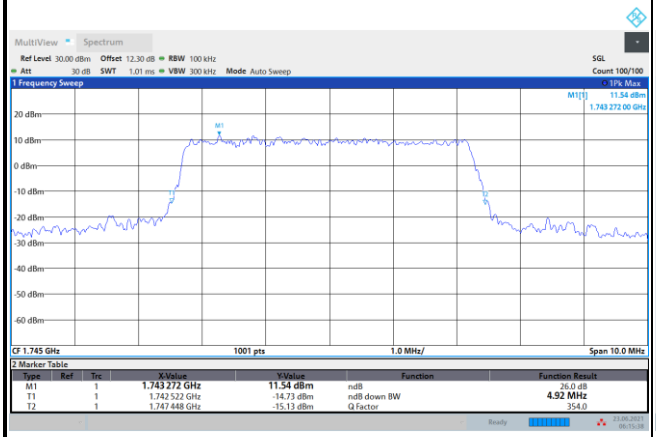

16QAM

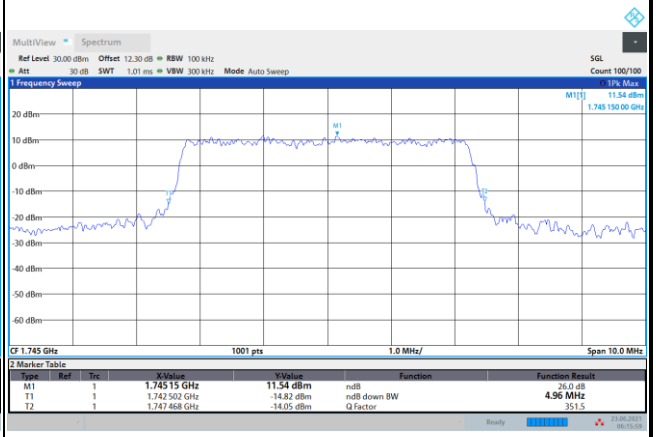

64QAM

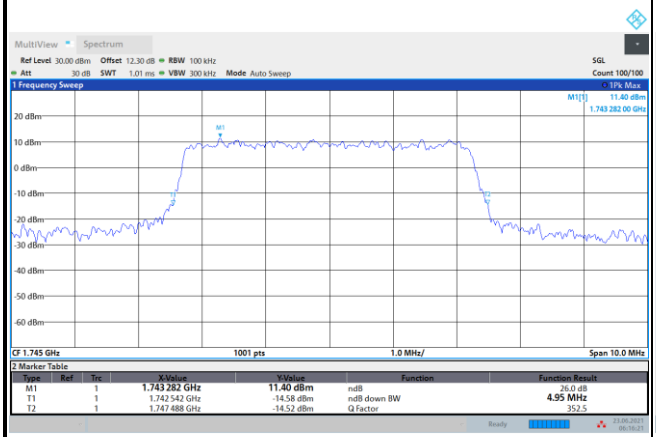

256QAM

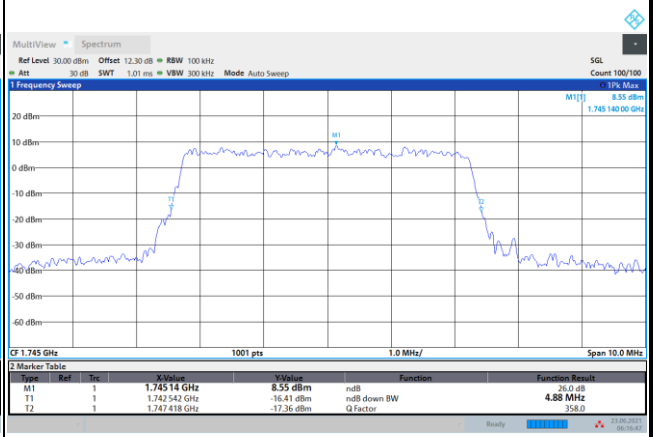

FR1 n66 / 10MHz / DFT-S OFDM / Middle Channel / Full RB

PI/2 BPSK

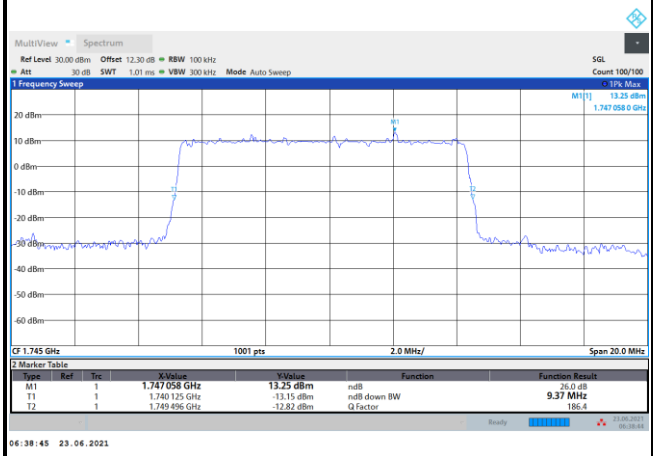

FR1 n66 / 10MHz / CP OFDM / Middle Channel / Full RB

QPSK

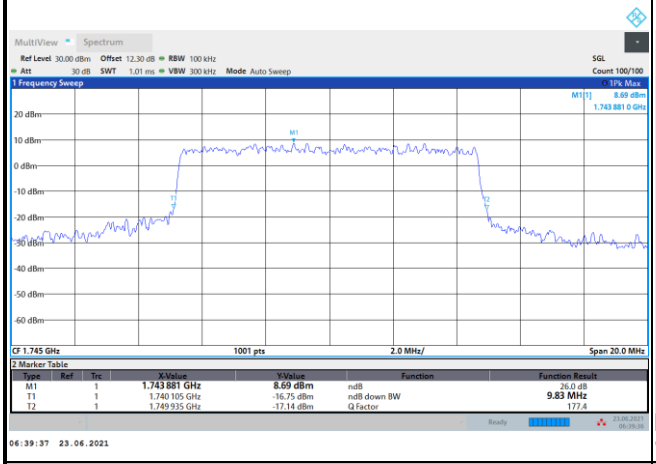

16QAM

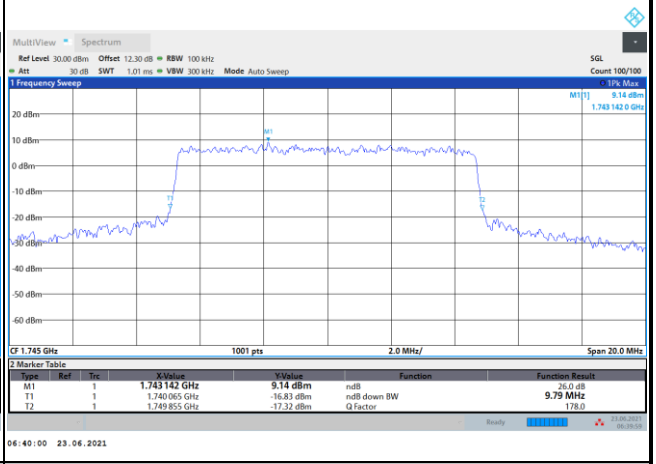

64QAM

256QAM

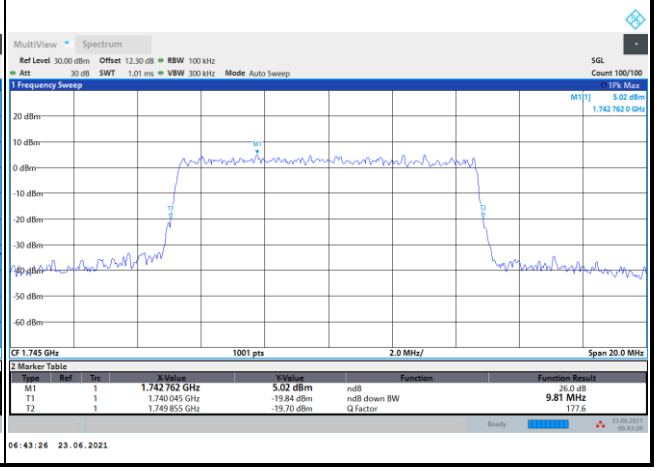

FR1 n66 / 15MHz / DFT-S OFDM / Middle Channel / Full RB

PI/2 BPSK

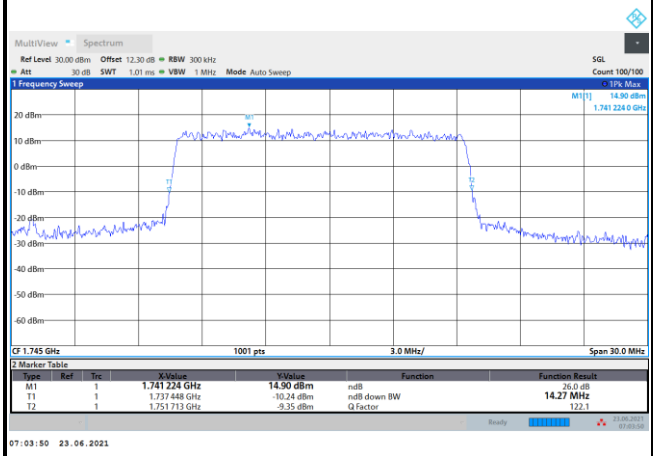

FR1 n66 / 15MHz / CP OFDM / Middle Channel / Full RB

QPSK

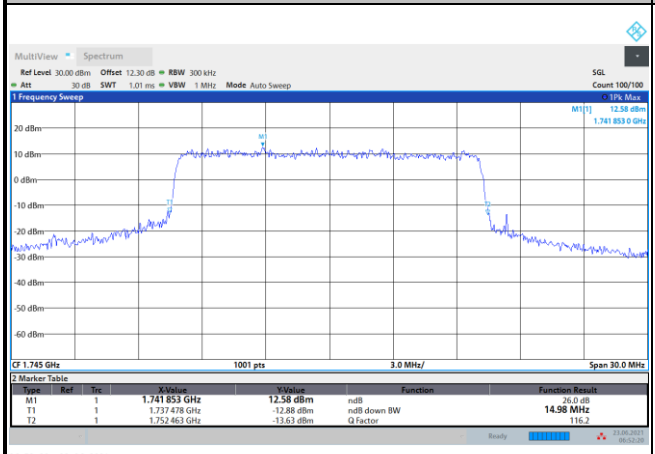

16QAM

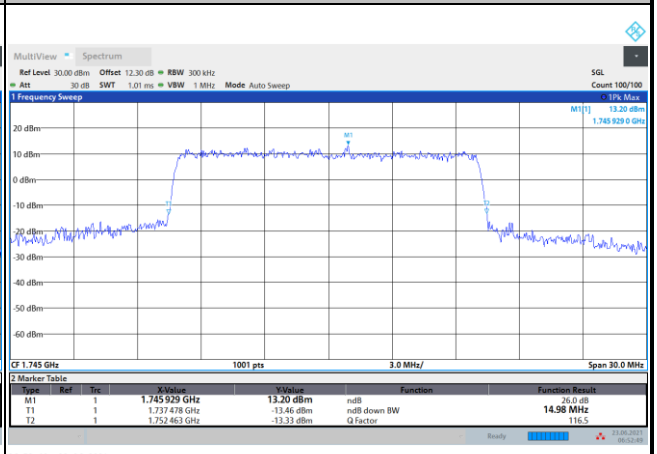

64QAM

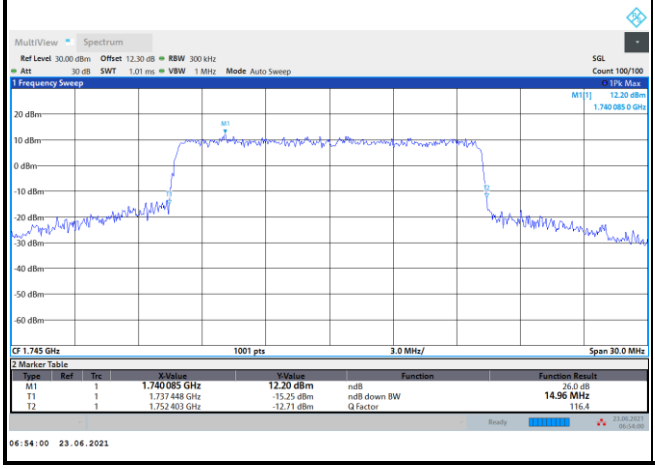

256QAM

FR1 n66 / 20MHz / DFT-S OFDM / Middle Channel / Full RB

PI/2 BPSK

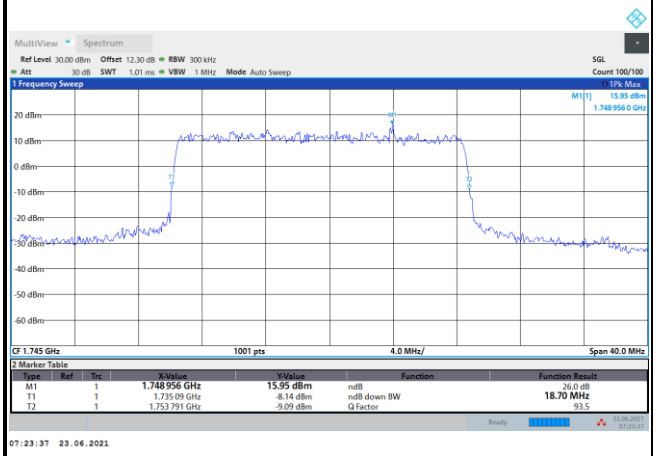

FR1 n66 / 20MHz / CP OFDM / Middle Channel / Full RB

QPSK

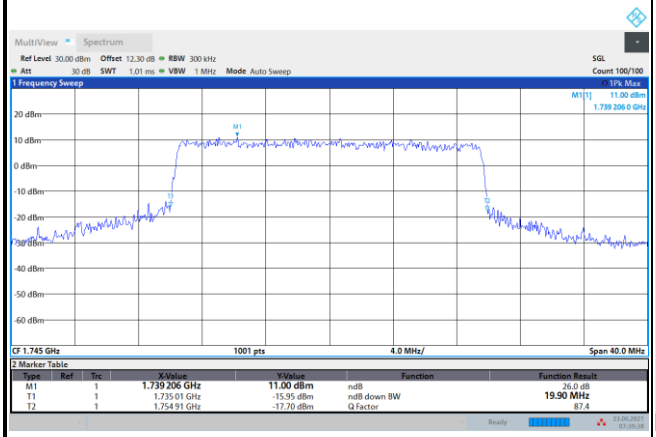

16QAM

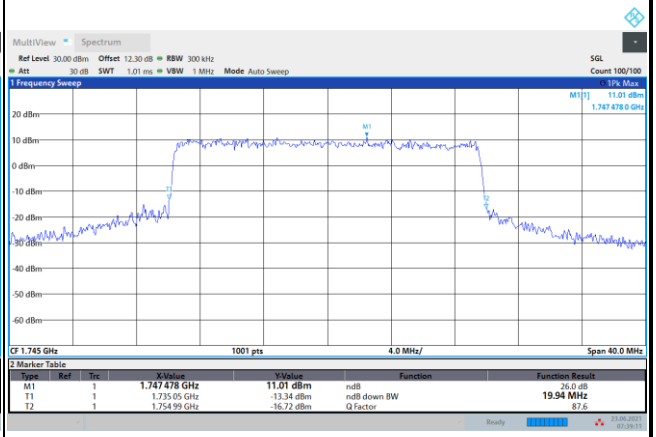

64QAM

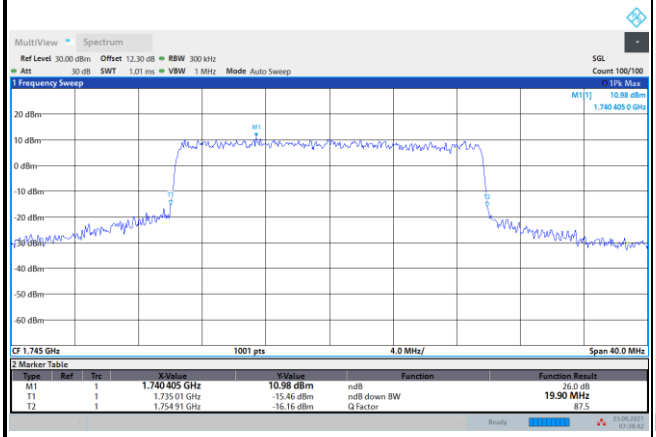

256QAM

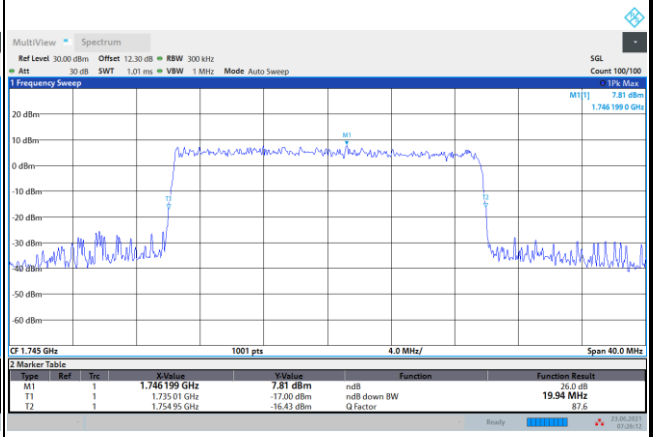

FR1 n66 / 30MHz / DFT-S OFDM / Middle Channel / Full RB

PI/2 BPSK

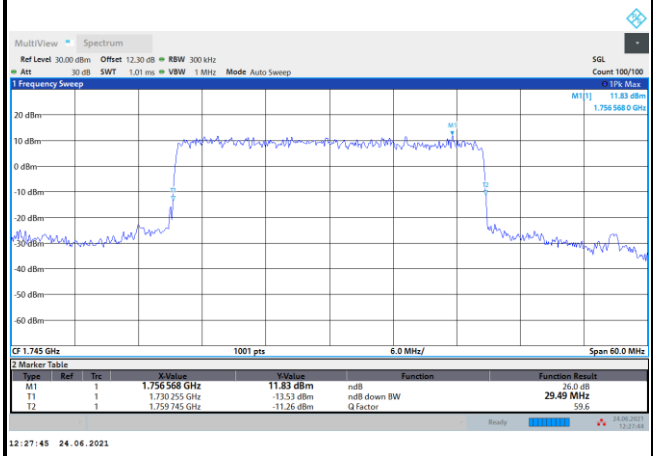

FR1 n66 / 30MHz / CP OFDM / Middle Channel / Full RB

QPSK

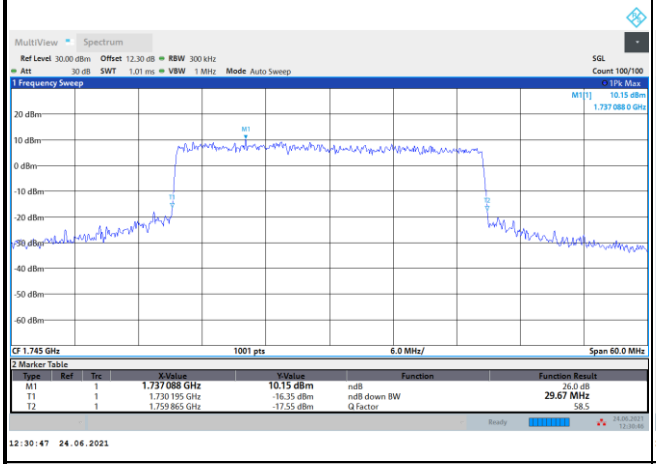

16QAM

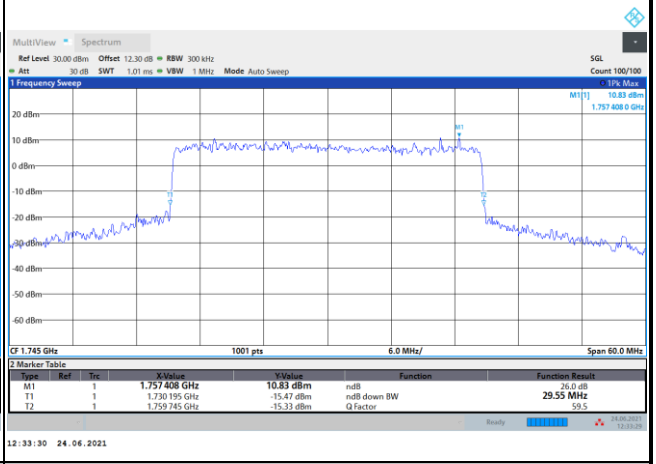

64QAM

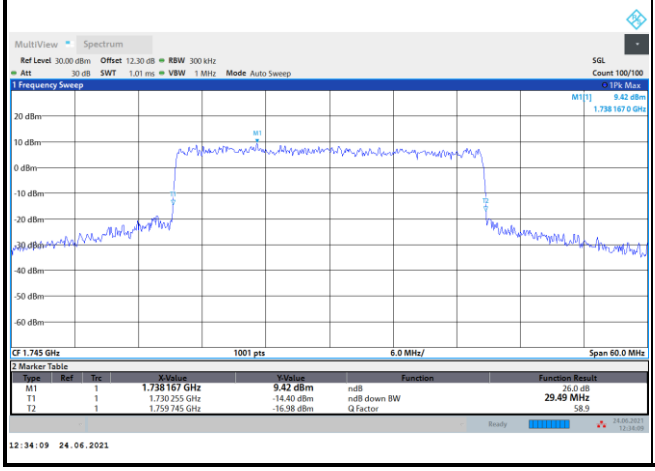

256QAM

FR1 n66 / 40MHz / DFT-S OFDM / Middle Channel / Full RB

PI/2 BPSK

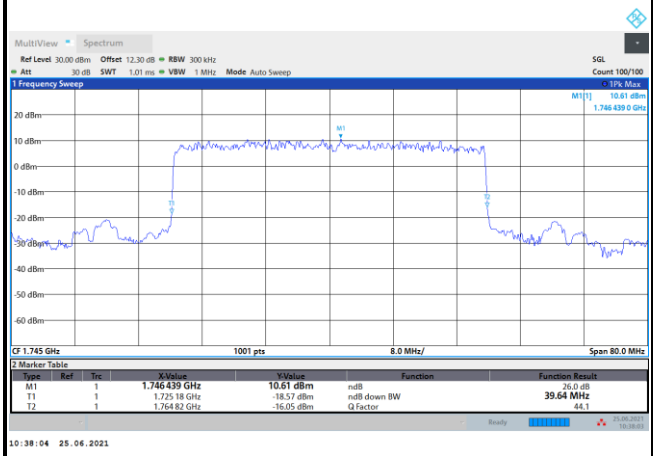

FR1 n66 / 40MHz / CP OFDM / Middle Channel / Full RB

QPSK

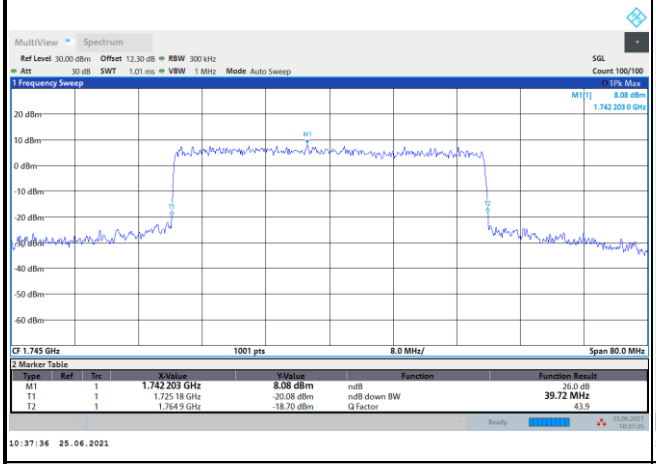

16QAM

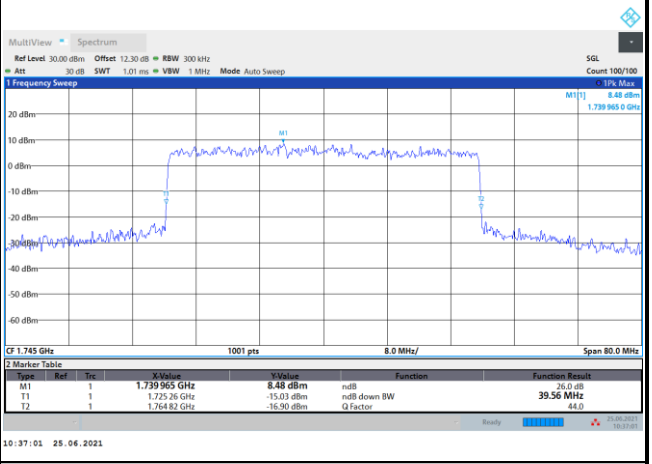

64QAM

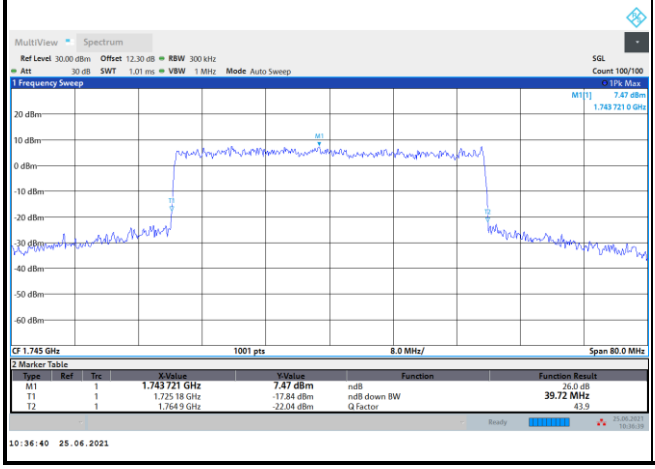

256QAM

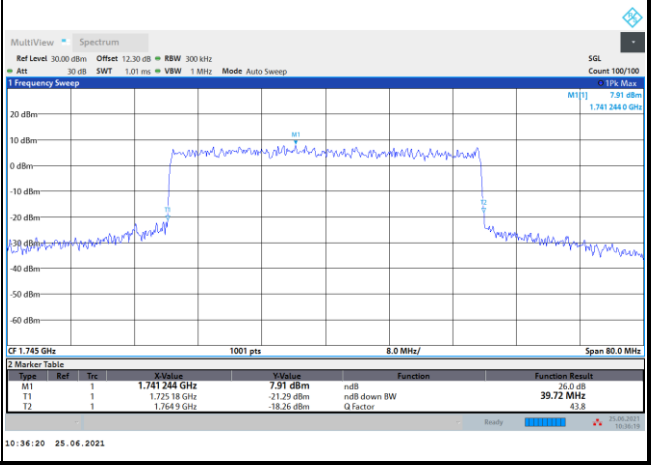

Occupied Bandwidth

Mode	FR1 n66 : 99%OBW(MHz) / DFT-S OFDM							
BW	5MHz		10MHz		15MHz		20MHz	
Mod.	PI/2 BPSK		PI/2 BPSK		PI/2 BPSK		PI/2 BPSK	
Middle CH	4.48		8.90		13.49		17.89	
BW	25MHz		30MHz		40MHz			
Mod.	PI/2 BPSK		PI/2 BPSK		PI/2 BPSK			
Middle CH	-		28.60		38.49			

Mode	FR1 n66 : 99%OBW (MHz) / CP OFDM							
BW	5MHz		10MHz		15MHz		20MHz	
Mod.	QPSK	16QAM	QPSK	16QAM	QPSK	16QAM	QPSK	16QAM
Middle CH	4.50	4.49	9.27	9.27	14.17	14.14	18.94	18.92
Mod.	64QAM	256QAM	64QAM	256QAM	64QAM	256QAM	64QAM	256QAM
Middle CH	4.49	4.49	9.26	9.28	14.18	14.12	18.91	19.02
BW	25MHz		30MHz		40MHz			
Mod.	QPSK	16QAM	QPSK	16QAM	QPSK	16QAM		
Middle CH	-	-	28.58	28.54	38.41	38.48		
Mod.	64QAM	256QAM	64QAM	256QAM	64QAM	256QAM		
Middle CH	-	-	28.53	28.51	38.47	38.35		

FR1 n66 / 5MHz / DFT-S OFDM / Middle Channel / Full RB

PI/2 BPSK

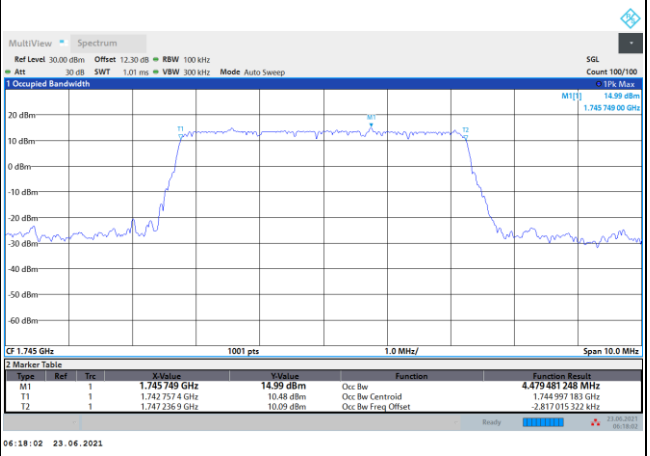

FR1 n66 / 5MHz / CP OFDM / Middle Channel / Full RB

QPSK

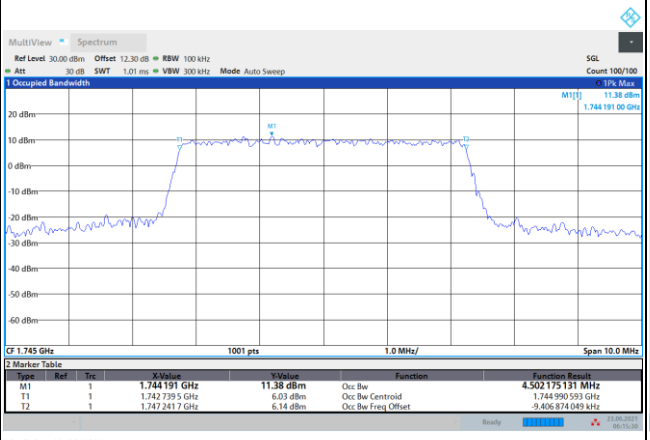

16QAM

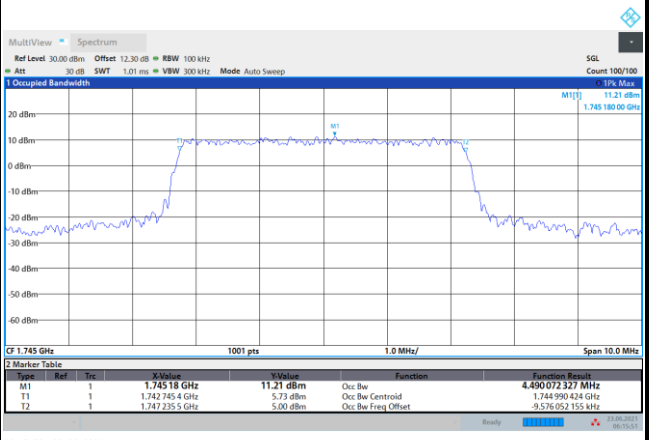

64QAM

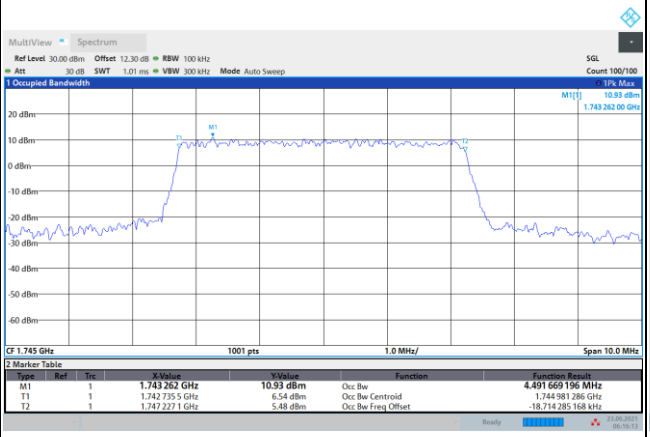

256QAM

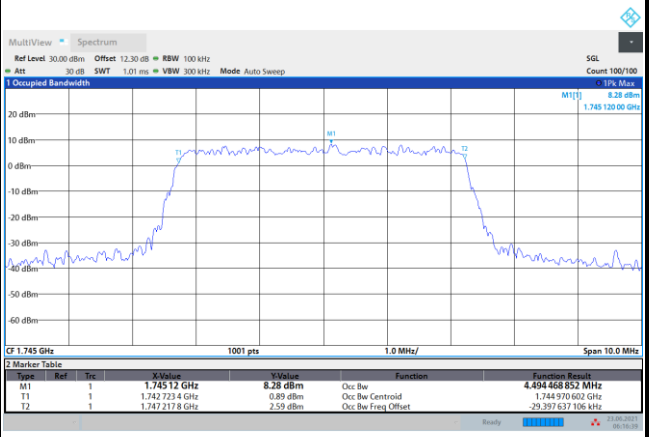

FR1 n66 / 10MHz / DFT-S OFDM / Middle Channel / Full RB

PI/2 BPSK

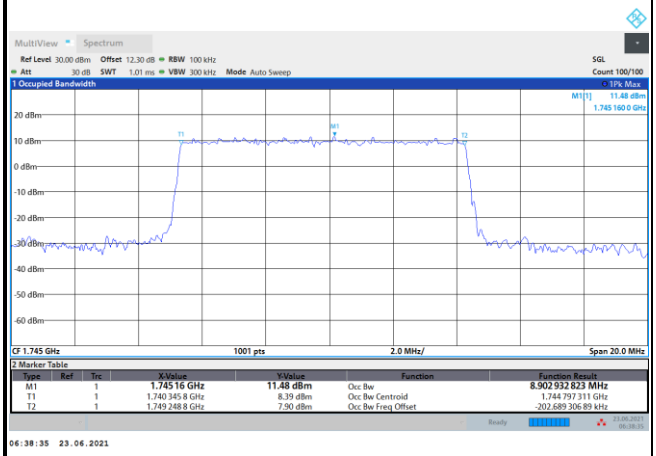

FR1 n66 / 10MHz / CP OFDM / Middle Channel / Full RB

QPSK

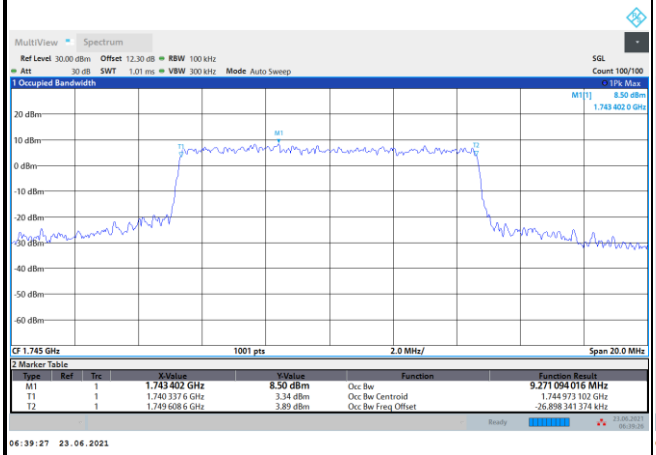

16QAM

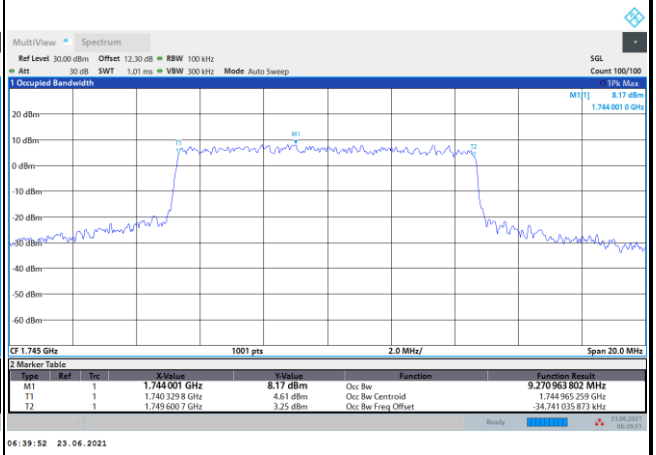

64QAM
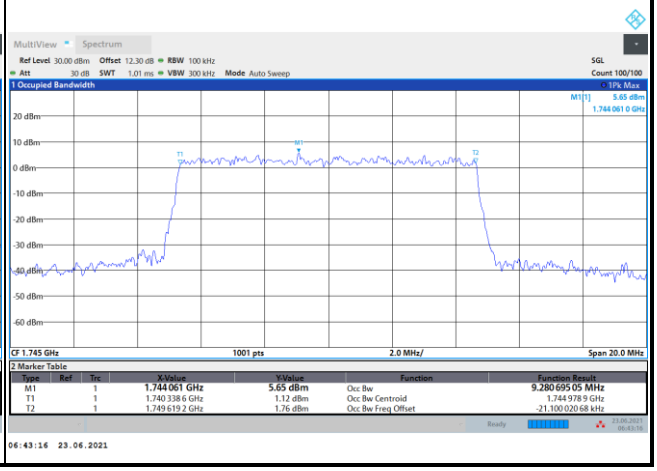
256QAM