TEST REPORT

Applicant:	FLYTECH Technology Co., Ltd.
Address:	No. 168, Sing-ai Rd., Neihu District, Taipei City, Taiwan
Equipment Type:	Handheld POS
Model Name:	M252
Brand Name:	N/A
FCC ID:	XHM-M252M11
Test Standard:	47 CFR Part 2 (Others refer to chapter 3.1)
Sample Arrival Date:	Jun. 18, 2026
Test Date:	Jun. 24, 2026 - Aug. 21, 2026
Date of Issue:	Oct. 16, 2026

ISSUED BY:

Shenzhen BALUN Technology Co., Ltd.

Tested by: Liu Juren **Checked by:** Huang Jinsheng **Approved by:** Liao Jianming (Technical Director)

Liu Juren Huang Jinsheng

Revision History

Version	Issue Date	Revisions Content
Rev. 01	Oct. 16, 2026	Initial Issue

TABLE OF CONTENTS

1 GENERAL INFORMATION 4
1.1 Test Laboratory 4
1.2 Test Location 4
2 PRODUCT INFORMATION 5
2.1 Applicant Information 5
2.2 Manufacturer Information 5
2.3 General Description for Equipment under Test (EUT) 5
2.4 Technical Information 6
3 SUMMARY OF TEST RESULTS 7
3.1 Test Standards 7
3.2 Test Verdict 8
3.3 Measurement Uncertainty 9
4 GENERAL TEST CONFIGURATIONS 10
4.1 Test Environments 10
4.2 Test Equipment List 10
4.3 Test Configurations 11
4.4 Test Setup 15
5 TEST ITEMS 17
5.1 Transmitter Radiated Power (EIRP/ERP) 17
5.2 Peak to Average Ratio 21
5.3 Occupied Bandwidth 23
5.4 Frequency Stability 25
5.5 Spurious Emission at Antenna Terminals 27
5.6 Band Edge 32
5.7 Field Strength of Spurious Radiation 37

ANNEX A TEST RESULTS 43
A.1 Transmitter Radiated Power (EIRP/ERP) 43
A.2 Peak to Average Ratio 102
A.3 Occupied Bandwidth 105
A.4 Frequency Stability 116
A.5 Spurious Emission at Antenna Terminals 124
A.6 Band Edge 132
A.7 Field Strength of Spurious Radiation 143
ANNEX B TEST SETUP PHOTOS 144
ANNEX C EUT EXTERNAL PHOTOS 144
ANNEX D EUT INTERNAL PHOTOS 144

1 GENERAL INFORMATION

1.1 Test Laboratory

Name	Shenzhen BALUN Technology Co., Ltd.
Address	601, Building 2, Intelligent Connected Vehicle Industrial Park, No.55, Xiangshan Road, Luotian Community, Yanluo Sub-district, Bao'an District, Shenzhen
Phone Number	+86 755 6685 0100

1.2 Test Location

Name	Shenzhen BALUN Technology Co., Ltd.
Location	☐ Building 2, Intelligent Connected Vehicle Industrial Park, No.55, Xiangshan Road, Luotian Community, Yanluo Sub-district, Bao'an District, Shenzhen, Guangdong
	☑ 1/F., Building B, Ganghongji High-Tech Intelligent Industrial Park, No.1008, Songbai Road, Yangguang Community, Xili Subdistrict, Nanshan District, Shenzhen, Guangdong
Accreditation Certificate	The laboratory is a testing organization accredited by FCC as a accredited testing laboratory. The designation number is CN1196.

2 PRODUCT INFORMATION

2.1 Applicant Information

Applicant	FLYTECH Technology Co., Ltd.
Address	No. 168, Sing-ai Rd., Neihu District, Taipei City, Taiwan

2.2 Manufacturer Information

Manufacturer	FLYTECH Technology Co., Ltd.
Address	No. 168, Sing-ai Rd., Neihu District, Taipei City, Taiwan

2.3 General Description for Equipment under Test (EUT)

EUT Name	Handheld POS
Model Name Under Test	M252
Series Model Name	N/A
Description of Model name differentiation	N/A
Hardware Version	Z341 MMI V06
Software Version	N/A
Dimensions (Approx.)	N/A
Weight (Approx.)	N/A

2.4 Technical Information

All Network and Wireless connectivity for EUT	4G Network LTE FDD Band 2/4/5/7/12/13/17/66 Bluetooth (BR+EDR+BLE) WIFI 802.11a, 802.11b, 802.11g, 802.11n(HT20/HT40), 802.11ac(VHT20/VHT40/VHT80), 802.11ax(HE20/HE40/HE80), NFC
About the Product	The equipment is Handheld POS, intended for used with information technology equipment.

The following is the technical information of the EUT tested frequency bands in this report.

Operating Bands		FDD LTE Band 2/4/5/7/12/13/17/66	
Modulation Type		LTE	QPSK
			16QAM
			64QAM
Antenna Type		PIFA Antenna	
Antenna Gain		FDD LTE Band 2: 0.79 dBi FDD LTE Band 4: 3.85 dBi FDD LTE Band 5: -2.33 dBi FDD LTE Band 7: 1.87 dBi FDD LTE Band 12: -2.53 dBi FDD LTE Band 13: -1.53 dBi FDD LTE Band 17: -2.53 dBi FDD LTE Band 66: 3.85 dBi	
The Max RF Output Power (EIRP/ERP)		FDD LTE Band 2: 24.64 dBm FDD LTE Band 4: 27.58 dBm FDD LTE Band 5: 18.89 dBm FDD LTE Band 7: 25.29 dBm FDD LTE Band 12: 18.76 dBm FDD LTE Band 13: 19.55 dBm FDD LTE Band 17: 18.78 dBm FDD LTE Band 66: 27.53 dBm	
Band	Power Class	Tx Frequency Range	Rx Frequency Range
LTE B2	3	1850 MHz ~ 1910 MHz	1930 MHz ~ 1990 MHz
LTE B4	3	1710 MHz ~ 1755 MHz	2110 MHz ~ 2155 MHz
LTE B5	3	824 MHz ~ 849 MHz	869 MHz ~ 894 MHz
LTE B7	3	2500 MHz ~ 2570 MHz	2620 MHz ~ 2690 MHz
LTE B12	3	699 MHz ~ 716 MHz	729 MHz ~ 746 MHz
LTE B13	3	777 MHz ~ 787 MHz	746 MHz ~ 756 MHz
LTE B17	3	704 MHz ~ 716 MHz	734 MHz ~ 746 MHz
LTE B66	3	1710 MHz ~ 1780 MHz	2110 MHz ~ 2180 MHz

Note1: The EUT information provided by the applicant, except for The Max RF Conducted Power. For more detailed band specifications and features description, please refer to the manufacturer's specifications or user's manual.

3 SUMMARY OF TEST RESULTS

3.1 Test Standards

No.	Identity	Document Title
1	47 CFR Part 2	Frequency Allocations and Radio Treaty Matters; General Rules and Regulations
2	47 CFR Part 22 Subpart H	Cellular Radiotelephone Service
3	47 CFR Part 24 Subpart E	Broadband PCS
4	47 CFR Part 27	Miscellaneous Wireless Communications Services
5	ANSI C63.26-2015	American National Standard for Compliance Testing of Transmitters Used in Licensed Radio Services
6	KDB 971168 D01 v03	Measurement Guidance for Certification of Licensed Digital Transmitters

3.2 Test Verdict

No.	Test Description	FCC Part No.	Test Result	Test Verdict
1	Conducted RF Output Power	2.1046	Reporting only (ANNEX A.1)	Pass
2	Effective (Isotropic) Radiated Power	2.1046 22.913 24.232 27.50	ANNEX A.1	Pass
3	Peak to Average Radio	2.1046 24.232(d) 27.50(d)	ANNEX A.2	Pass
4	Occupied Bandwidth	2.1049 22.917 24.238 27.53	ANNEX A.3	Pass
5	Frequency Stability	2.1055 22.355 24.235 27.54	ANNEX A.4	Pass
6	Spurious Emission at Antenna Terminals	2.1051 22.917 24.238 27.53	ANNEX A.5	Pass
7	Band Edge	2.1051 22.917 24.238 27.53	ANNEX A.6	Pass
8	Field Strength of Spurious Radiation	2.1053 22.917 24.238 27.53	ANNEX A.7	Pass

3.3 Measurement Uncertainty

Test Case	Uncertainty
Conducted RF Output Power	0.68dB
Effective (Isotropic) Radiated Power	2.50dB
Peak to Average Radio	0.015%
Occupied Bandwidth	1.4/3MHz: 30kHz 5/10MHz: 100kHz 15/20MHz: 300kHz
Frequency Stability	12Hz
Spurious Emission at Antenna Terminals	2.56dB
Band Edge	1.48dB
Field Strength of Spurious Radiation	4.55dB

4 GENERAL TEST CONFIGURATIONS

4.1 Test Environments

During the measurement, the environmental conditions were within the listed ranges:

Relative Humidity		25% to 75%
Atmospheric Pressure		98 kPa to 102 kPa
Test Voltage of the EUT	NV (Normal Voltage)	3.85V
	LV (Low Voltage)	3.5V
	HV (High Voltage)	4.4V
Test Temperature of the EUT	NT (Normal Temperature)	15 °C to 35 °C
	LT (Low Temperature)	-30 °C
	HT (High Temperature)	55°C

4.2 Test Equipment List

Description	Manufacturer	Model	Serial No.	Version	Cal. Date	Cal. Due
4G RF Test System						
BL410 Test Software	BALUN	BL410R	N/A	3.0.1.536	N/A	N/A
Temperature Chamber	OK	OK-TH-100C	OK2022110401	N/A	2025-09-15	2026-09-14
Wideband Radio Communication Tester	R&S	CMW 500	100854	V3.7.172	2025-12-25	2026-12-24
DC Power Supply	ITECH	IT6863A	8000140207571 20008	N/A	2025-07-28	2026-07-27
					2026-07-13	2027-07-12
Spectrum Analyzer	Agilent	E4440A	MY46181663	A.11.21	2026-06-22	2027-06-21
Radiated Test System						
Radiated Test System Test Software	BALUN	BL410-E	N/A	V22.4	N/A	N/A
Wideband Radio Communication Tester	R&S	CMW 500	100854	V3.7.172	2025-12-25	2026-12-24
Test Antenna-Horn(18-40 GHz)	A-INFO	LB-180400KF	J211060273	N/A	2024-06-15	2027-06-14
Test Antenna-Bi-Log(30 MHz-3 GHz)	Schwarzbeck	VULB 9163	01414	N/A	2023-11-03	2026-11-02
Test Antenna-Horn(1-18 GHz)	Schwarzbeck	BBHA 9120D	02459	N/A	2023-10-26	2026-10-25
Anechoic Chamber	YIHENG	C8-966	N/A	N/A	2024-05-15	2027-05-11
EMI Receiver	Keysight	N9038A	MY55330121	A.20.03	2025-12-26	2026-12-25

4.3 Test Configurations

LTE Band	Bandwidth (MHz)						Modulation Type			RB#			Test Channel		
	1.4	3	5	10	15	20	QPSK	16-QAM	64-QAM	1	Half	Full	LCH	MCH	HCH
Effective (Isotropic) Radiated Power															
2	v	v	v	v	v	v	v	v	v	v	v	v	v	v	v
4	v	v	v	v	v	v	v	v	v	v	v	v	v	v	v
5	v	v	v	v	n	n	v	v	v	v	v	v	v	v	v
7	n	n	v	v	v	v	v	v	v	v	v	v	v	v	v
12	v	v	v	v	n	n	v	v	v	v	v	v	v	v	v
13	n	n	v	v	n	n	v	v	v	v	v	v	v	v	v
17	n	n	v	v	n	n	v	v	v	v	v	v	v	v	v
66	v	v	v	v	v	v	v	v	v	v	v	v	v	v	v
Peak to Average Ratio															
2	--	--	--	--	--	v	v	v	--	v	--	v	v	v	v
4	--	--	--	--	--	v	v	v	--	v	--	v	v	v	v
5	--	--	--	v	n	n	v	v	--	v	--	v	v	v	v
7	n	n	--	--	--	v	v	v	--	v	--	v	v	v	v
12	--	--	--	v	n	n	v	v	--	v	--	v	v	v	v
13	n	n	--	v	n	n	v	v	--	v	--	v	--	v	--
17	n	n	--	v	n	n	v	v	--	v	--	v	v	v	v
66	--	--	--	--	--	v	v	v	--	v	--	v	v	v	v
Occupied Bandwidth															
2	v	v	v	v	v	v	v	v	v	--	--	v	v	v	v
4	v	v	v	v	v	v	v	v	v	--	--	v	v	v	v
5	v	v	v	v	n	n	v	v	v	--	--	v	v	v	v
7	n	n	v	v	v	v	v	v	v	--	--	v	v	v	v
12	v	v	v	v	n	n	v	v	v	--	--	v	v	v	v
13	n	n	v	v	n	n	v	v	v	--	--	v	v	v	v
17	n	n	v	v	n	n	v	v	v	--	--	v	v	v	v
66	v	v	v	v	v	v	v	v	v	--	--	v	v	v	v
Frequency Stability															
2	--	--	--	v	--	--	v	v	--	--	--	v	--	v	--
4	--	--	--	v	--	--	v	v	--	--	--	v	--	v	--
5	--	--	--	v	n	n	v	v	--	--	--	v	--	v	--
7	n	n	--	v	--	--	v	v	--	--	--	v	--	v	--
12	--	--	--	v	n	n	v	v	--	--	--	v	--	v	--
13	n	n	--	v	n	n	v	v	--	--	--	v	--	v	--
17	n	n	--	v	n	n	v	v	--	--	--	v	--	v	--
66	--	--	--	v	--	--	v	v	--	--	--	v	--	v	--
Spurious Emission at Antenna Terminals															
2	v	v	v	v	v	v	v	v	--	v	--	--	v	v	v

LTE Band	Bandwidth (MHz)						Modulation Type			RB#			Test Channel		
	1.4	3	5	10	15	20	QPSK	16-QAM	64-QAM	1	Half	Full	LCH	MCH	HCH
4	v	v	v	v	v	v	v	v	--	v	--	--	v	v	v
5	v	v	v	v	n	n	v	v	--	v	--	--	v	v	v
7	n	n	v	v	v	v	v	v	--	v	--	--	v	v	v
12	v	v	v	v	n	n	v	v	--	v	--	--	v	v	v
13	n	n	v	v	n	n	v	v	--	v	--	--	v	v	v
17	n	n	v	v	n	n	v	v	--	v	--	--	v	v	v
66	v	v	v	v	v	v	v	v	--	v	--	--	v	v	v
Band Edge															
2	v	v	v	v	v	v	v	v	--	v	--	v	v	--	v
4	v	v	v	v	v	v	v	v	--	v	--	v	v	--	v
5	v	v	v	v	n	n	v	v	--	v	--	v	v	--	v
7	n	n	v	v	v	v	v	v	--	v	--	v	v	--	v
12	v	v	v	v	n	n	v	v	--	v	--	v	v	--	v
13	n	n	v	v	n	n	v	v	--	v	--	v	v	--	v
17	n	n	v	v	n	n	v	v	--	v	--	v	v	--	v
66	v	v	v	v	v	v	v	v	--	v	--	v	v	--	v
Field Strength of Spurious Radiation															
2	Worst Case														
4	Worst Case														
5	Worst Case														
7	Worst Case														
12	Worst Case														
13	Worst Case														
17	Worst Case														
66	Worst Case														

Note 1: The mark “v” means that this configuration is chosen for testing.
Note 2: The mark “n” means that this bandwidth is not supported.

Test Mode	UL Channel	Channel Bandwidth (MHz)	UL Channel No.	UL Frequency (MHz)
LTE Band 2	Low Range	1.4	18607	1850.7
		3	18615	1851.5
		5	18625	1852.5
		10	18650	1855
		15	18675	1857.5
		20	18700	1860
	Middle Range	1.4/3/5/10/15/20	18900	1880
	High Range	1.4	19193	1909.3
		3	19185	1908.5
		5	19175	1907.5
		10	19150	1905
		15	19125	1902.5
		20	19100	1900
LTE Band 4	Low Range	1.4	19957	1710.7
		3	19965	1711.5
		5	19975	1712.5
		10	20000	1715
		15	20025	1717.5
		20	20050	1720
	Middle Range	1.4/3/5/10/15/20	20175	1732.5
	High Range	1.4	20393	1754.3
		3	20385	1753.5
		5	20375	1752.5
		10	20350	1750
		15	20325	1747.5
		20	20300	1745
LTE Band 5	Low Range	1.4	20407	824.7
		3	20415	825.5
		5	20425	826.5
		10	20450	829
	Middle Range	1.4/3/5/10	20525	836.5
	High Range	1.4	20643	848.3
		3	20635	847.5
		5	20625	846.5
		10	20600	844
LTE Band 7	Low Range	5	20775	2502.5
		10	20800	2505
		15	20825	2507.5
		20	20850	2510
	Middle Range	5/10/15/20	21100	2535

Test Mode	UL Channel	Channel Bandwidth (MHz)	UL Channel No.	UL Frequency (MHz)
	High Range	5	21425	2567.5
		10	21400	2565
		15	21375	2562.5
		20	21350	2560
LTE Band 12	Low Range	1.4	23017	699.7
		3	23025	700.5
		5	23035	701.5
		10	23060	704
	Middle Range	1.4/3/5/10	23095	707.5
	High Range	1.4	23173	715.3
		3	23165	714.5
		5	23155	713.5
		10	23130	711
LTE Band 13	Low Range	5	23205	779.5
		10	---	---
	Middle Range	5/10	23230	782
	High Range	5	23255	784.5
		10	---	---
LTE Band 17	Low Range	5	23755	706.5
		10	23780	709
	Middle Range	5/10	23790	710
	High Range	5	23825	713.5
		10	23800	711
LTE Band 66	Low Range	1.4	131979	1710.7
		3	131987	1711.5
		5	131997	1712.5
		10	132022	1715
		15	132047	1717.5
		20	132072	1720
	Middle Range	1.4/3/5/10/15/20	132322	1745
	High Range	1.4	132665	1779.3
		3	132657	1778.5
		5	132647	1777.5
		10	132622	1775
		15	132597	1772.5
		20	132572	1770

4.4 Test Setup

4.4.1 For Antenna Port Test

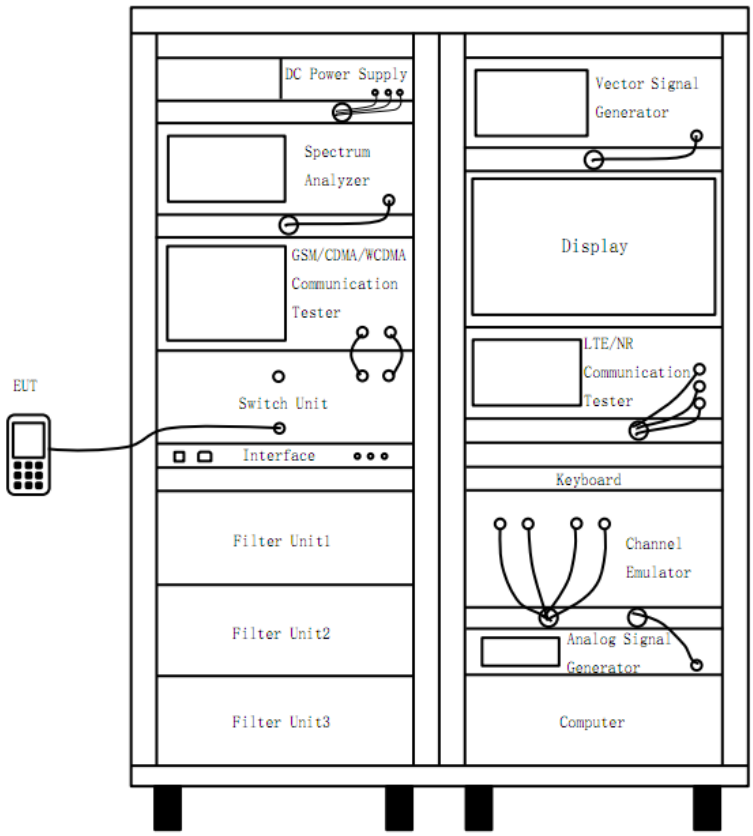

(Diagram 1)

4.4.2 For Frequency Stability Test

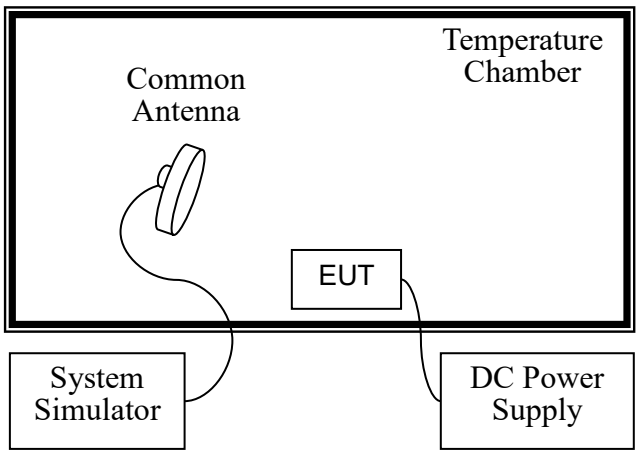

(Diagram 2)

4.4.3 For Radiated Test (30 MHz ~ 1 GHz)

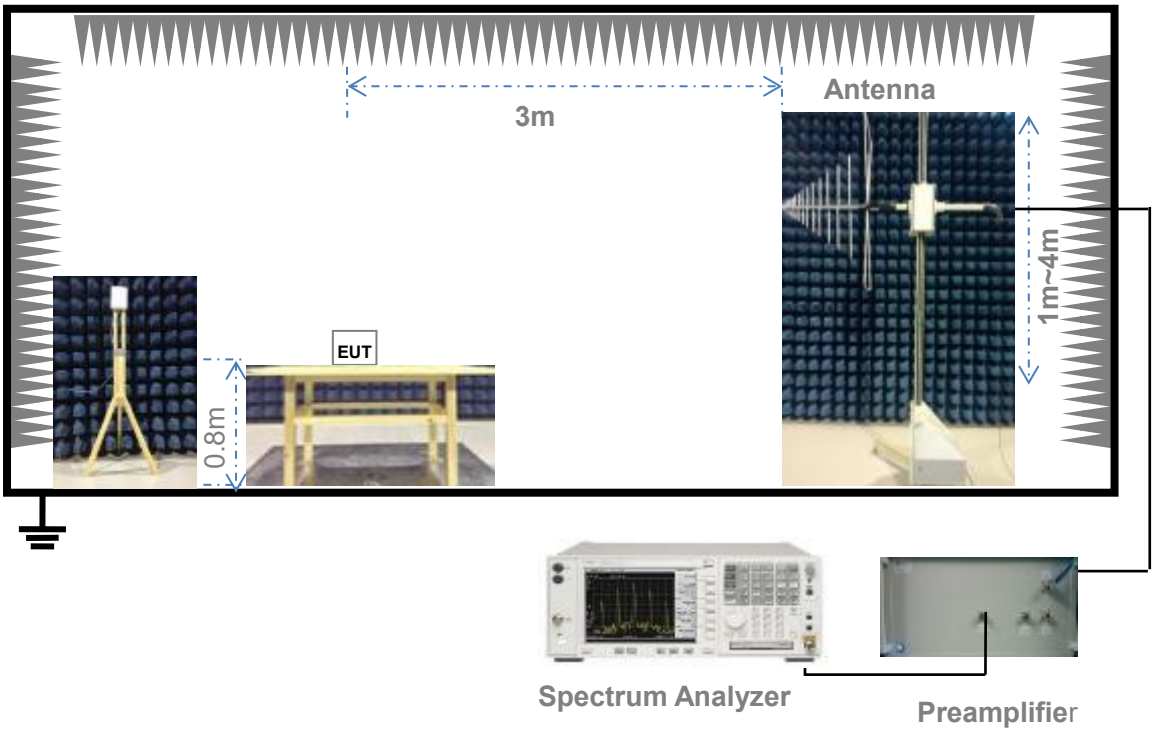

(Diagram 3)

4.4.4 For Radiated Test (Above 1 GHz)

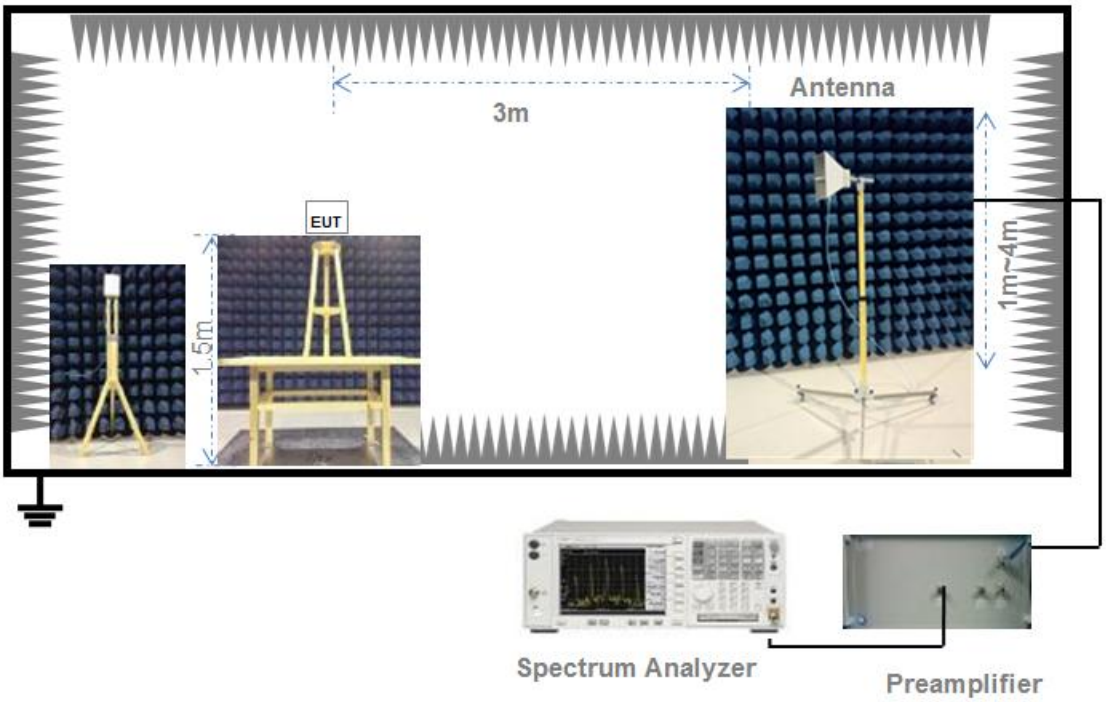

(Diagram 4)

5 TEST ITEMS

5.1 Transmitter Radiated Power (EIRP/ERP)

5.1.1 Limit

FCC § 2.1046 & 22.913(a) & 24.232(c) & 27.50(a) & 27.50(b) & 27.50(c) & 27.50(d) & 27.50(h) & 27.50(j) & 27.50(k) & 90.635(b) & 90.542(a) & 96.41(b)

According to FCC section 22.913(a) (5), the Effective Radiated Power (ERP) of mobile transmitters and auxiliary test transmitters must not exceed 7 watts.

According to FCC section 24.232(c), mobile and portable stations are limited to 2 watts EIRP and the equipment must employ a means for limiting power to the minimum necessary for successful communications.

According to FCC section 27.50(a) (3), for mobile and portable stations transmitting in the 2305-2315MHz band or the 2350-2360MHz band, the average EIRP must not exceed 50 milliwatts within any 1 megahertz of authorized bandwidth, except that for mobile and portable stations compliant with 3GPP LTE standards or another advanced mobile broadband protocol that avoids concentrating energy at the edge of the operating band the average EIRP must not exceed 250 milliwatts within any 5 megahertz of authorized bandwidth but may exceed 50 milliwatts within any 1 megahertz of authorized bandwidth. For mobile and portable stations using time division duplexing (TDD) technology, the duty cycle must not exceed 38 percent in the 2305-2315 MHz and 2350-2360 MHz bands.

FCC section 27.50(b) (10), portable stations (hand-held devices) transmitting in the 746-757MHz, 776-788MHz, and 805-806MHz bands are limited to 3 watts ERP.

FCC section 27.50(c) (10), portable stations (hand-held devices) in the 600MHz uplink band and the 698-746MHz band, and fixed and mobile stations in the 600MHz uplink band are limited to 3 watts ERP.

FCC section 27.50(d) (4), fixed, mobile, and portable (hand-held) stations operating in the 1710-1755 MHz band and mobile and portable stations operating in the 1695-1710 MHz and 1755-1780 MHz bands are limited to 1 watt EIRP. Fixed stations operating in the 1710-1755 MHz band are limited to a maximum antenna height of 10 meters above ground. Mobile and portable stations operating in these bands must employ a means for limiting power to the minimum necessary for successful communications.

(7) Fixed, mobile, and portable (hand-held) stations operating in the 2000-2020 MHz band are limited to 2 watts EIRP.

And FCC section 27.50(h) (2), for mobile and other user stations, mobile stations are limited to 2.0 watts EIRP. All user stations are limited to 2.0 watts transmitter output power.

FCC section 27.50(j) (3), for mobile, and portable (hand-held) stations operating in the 3700-3980 MHz band are limited to 1 watt EIRP.

FCC section 27.50(k) (3), Mobile devices are limited to 1Watt (30 dBm) EIRP in the 3450-3550 MHz band.

According to FCC section 90.635(b), the maximum output power of the transmitter for mobile stations is 100 watts (20dBW).

According to FCC section 90.542(a) (7), portable stations (hand-held devices) transmitting in the 758-768 MHz band and the 788-798 MHz band are limited to 3 watts ERP.

FCC section 96.41(b), the maximum effective isotropic radiated power (EIRP) and maximum Power Spectral Density (PSD) of any CBSD and End User Device must comply with the limits shown in the table in this paragraph below:

Device	Maximum EIRP (dBm/10 megahertz)	Maximum PSD (dBm/MHz)
End User Device	23	N/A
Category A CBSD	30	20
Category B CBSD[note1]	47	37

Note1: Category B CBSDs will only be authorized for use after an ESC is approved and commercially deployed consistent with §§ 96.15 and 96.67.

5.1.2 Test Setup

The section 4.4.1 (Diagram 1) test setup description is used for conducted test, and the section 4.4.3 and 4.4.4 (Diagram 3, 4) test setup description is used for radiated test. The photo of test setup please refer to ANNEX B.

5.1.3 Test Procedure

Description of the Conducted Output Power Measurement

The EUT is coupled to the SS with attenuator through power splitter; the RF load attached to EUT antenna terminal is 50Ohm; the path loss as the factor is calibrated to correct the reading. A system simulator is used to establish communication with the EUT, and its parameters are set to force the EUT transmitting at maximum output power. The measured power in the radio frequency on the transmitter output terminals shall be reported.

The relevant equation for determining the conducted measured value is:

Conducted Output Power Value (dBm) = Measured Value (dBm) + Path Loss (dB)

where:
Conducted Output Power Value = final conducted measured value in the conducted power test, in dBm;
Measured Value = measured conducted power received by spectrum analyzer or power meter, in dBm;
Path Loss = signal attenuation in the connecting cable between the transmitter and spectrum analyzer or power meter, including external cable loss, in dB;

During the test, the data of Path Loss (dB) is added in the spectrum analyzer or power meter, so Measured Value (dBm) is the final values which contains the data of Path Loss (dB).

For example:

In the conducted output power test, when measured value for GSM850 is 24.7 dBm, and path loss is 8.5 dB, then final conducted output power value is:

Conducted Output Power Value (dBm) = 24.7 dBm + 8.5 dB = 33.2 dBm

Description of the Transmitter Radiated Power Measurement

In many cases, the RF output power limits for licensed digital transmission devices is specified in terms of effective radiated power (ERP) or equivalent isotropic radiated power (EIRP). Typically, ERP is specified when the operating frequency is less than or equal to 1 GHz and EIRP is specified when the operating frequency is greater than 1 GHz. Both are determined by adding the transmit antenna gain to the conducted RF output power with the primary difference between the two being that when determining the ERP, the transmit antenna gain is referenced to a dipole antenna (i.e., dBd) whereas when determining the EIRP, the transmit antenna gain is referenced to an isotropic antenna (dBi).

Final measurement calculation as below:

The relevant equation for determining the ERP or EIRP from the conducted RF output power measured using the guidance provided above is:

ERP/EIRP = P_{Meas} + GT − LC

where:
ERP/EIRP = effective or equivalent radiated power, respectively (expressed in the same units as P_{Meas}, typically dBW or dBm);
P_{Meas} = measured transmitter output power or PSD, in dBm or dBW;
GT = gain of the transmitting antenna, in dBd (ERP) or dBi (EIRP);
dBd (ERP)=dBi (EIRP) -2.15 dB
LC = signal attenuation in the connecting cable between the transmitter and antenna, in dB.

For devices utilizing multiple antennas, KDB 662911 provides guidance for determining the effective array transmit antenna gain term to be used in the above equation.

For example:
In the EIRP test, when P_{Meas} value for GSM1900 is 30.2 dBm, LC is 0.6 dB, and GT is -3.4 dB, then final EIRP value is:
EIRP for GSM1900 = 30.2 dBm - 3.4 dBi - 0.6 dB = 26.2 dBm

The relevant equation for determining the ERP/EIRP from the radiated RF output power is:
ERP/EIRP (dBm) = SA Read Value (dBm) + Correction Factor (dB)

where:
ERP/EIRP = effective or equivalent radiated power, in dBm;
SA Read Value = measured transmitter power received by EMI receiver or spectrum analyzer, in dBm;
Correction Factor = total correction factor including cable loss, in dB;

During the test, the data of Correction Factor (dB) is added in the EMI receiver or spectrum analyzer, so SA Read Value (dBm) is the final values which contains the data of Correction Factor (dB).

For example:

In the ERP test, when SA read value for GSM850 is 21dBm, and correction factor is 8dB, then final ERP value for GSM850 is:

ERP (dBm) = 21dBm + 8dB = 29dBm

5.1.4 Test Result

Please refer to ANNEX A.1.

5.2 Peak to Average Ratio

5.2.1 Limit

FCC § 2.1046 & 24.232(d) & 27.50(d) & 27.50(j) & 27.50(k)

In addition, when the transmitter power is measured in terms of average value, the peak-to-average power ratio (PAPR) of the transmitter shall not exceed 13 dB for more than 0.1% of the time using a signal corresponding to the highest PAPR during periods of continuous transmission.

According to FCC section 24.232(d), power measurements for transmissions by stations authorized under this section may be made either in accordance with a Commission-approved average power technique or in compliance with 24.232 (e) of this section. In both instances, equipment employed must be authorized in accordance with the provisions of § 24.51. In measuring transmissions in this band using an average power technique, the peak-to-average ratio (PAR) of the transmission may not exceed 13 dB.

FCC section 24.232(e), peak transmit power must be measured over any interval of continuous transmission using instrumentation calibrated in terms of an rms equivalent voltage. The measurement results shall be properly adjusted for any instrument limitations, such as detector response times, limited resolution bandwidth capability when compared to the emission bandwidth, sensitivity, etc., so as to obtain a true peak measurement for the emission in question over the full bandwidth of the channel.

According to FCC section 27.50(d) (5) & 27.50(j) & 27.50(k), in measuring transmissions in this band using an average power technique, the peak-to-average ratio (PAR) of the transmission may not exceed 13dB.

5.2.2 Test Setup

The section 4.4.1 (Diagram 1) test setup description is used for this test. The photo of test setup please refer to ANNEX B.

5.2.3 Test Procedure

Here the lowest, middle and highest channels are selected to perform testing to verify the peak-to-average ratio.

According to KDB 971168 D01, there is CCDF procedure for PAPR:

a) Refer to instrument’s analyzer instruction manual for details on how to use the power statistics/CCDF function;

b) Set resolution/measurement bandwidth ≥ signal’s occupied bandwidth;

c) Set the number of counts to a value that stabilizes the measured CCDF curve;

d) Set the measurement interval as follows:

1) for continuous transmissions, set to 1 ms,

2) for burst transmissions, employ an external trigger that is synchronized with the EUT burst timing sequence, or use the internal burst trigger with a trigger level that allows the burst to stabilize and set the measurement interval to a time that is less than or equal to the burst duration.

e) Record the maximum PAPR level associated with a probability of 0.1%.

Alternate procedure for PAPR:

Use one of the procedures presented in 4.1 to measure the total peak power and record as P_{Pk}. Use one of the applicable procedures presented 4.2 to measure the total average power and record as P_{Avg}. Both the peak and average power levels must be expressed in the same logarithmic units (e.g., dBm). Determine the PAPR from:

PAPR (dB) = P_{Pk} (dBm) - P_{Avg} (dBm).

5.2.4 Test Result

Please refer to ANNEX A.2.

5.3 Occupied Bandwidth

5.3.1 Limit

FCC § 2.1049

The occupied bandwidth is the frequency bandwidth such that, below its lower and above its upper frequency limits, the mean powers radiated are each equal to 0.5 percent of the total mean power radiated by a given emission.

Many of the individual rule parts specify a relative OBW in lieu of the 99% OBW. In such cases, the OBW is defined as the width of the signal between two points, one below the carrier center frequency and on above the carrier center frequency, outside of which all emissions are attenuated by at least X dB below the transmitter power, where the value of X is typically specified as 26.

5.3.2 Test Setup

The section 4.4.1 (Diagram 1) test setup description is used for this test. The photo of test setup please refer to ANNEX B.

5.3.3 Test Procedure

The following procedure shall be used for measuring power bandwidth.

a) The spectrum analyzer center frequency is set to the nominal EUT channel center frequency. The frequency span for the spectrum analyzer shall be set wide enough to capture all modulation products including the emission skirts (i.e., two to five times the anticipated OBW).

b) The nominal IF filter bandwidth (3 dB RBW) shall be in the range of 1 to 5 % of the anticipated OBW, and the VBW shall be at least 3 times the RBW.

c) Set the reference level of the instrument as required to keep the signal from exceeding the maximum input mixer level for linear operation. In general, the peak of the spectral envelope must be at least 10log (OBW / RBW) below the reference level.

d) NOTE—Steps a) through c) may require iteration to adjust within the specified tolerances.

e) For -26 dB OBW, the dynamic range of the spectrum analyzer at the selected RBW shall be at least 10dB below the target “-X dB down” requirement, e.g. -26 dB OBW, the spectrum analyzer noise floor at the selected RBW shall be 36dB below the reference value.

f) Set the detection mode to peak, and the trace mode to max hold.

g) For 99% OBW, use the 99 % power bandwidth function of the spectrum analyzer (if available) and report the measured bandwidth.

If the instrument does not have a 99 % power bandwidth function, the trace data points are to be recovered and directly summed in linear power terms. The recovered amplitude data points, beginning at the lowest frequency, are placed in a running sum until 0.5 % of the total is reached; that frequency is

recorded as the lower frequency. The process is repeated until 99.5 % of the total is reached; that frequency is recorded as the upper frequency. The 99 % power bandwidth is the difference between these two frequencies.

h) For -26 dB OBW, determine the reference value: Set the EUT to transmit a modulated signal. Allow the trace to stabilize. Set the spectrum analyzer marker to the highest level of the displayed trace (this is the reference value).

Determine the “-X dB down amplitude” as equal to (reference value -X). Alternatively, this calculation can be performed by the analyzer by using the marker-delta function.

Place two markers, one at the lowest and the other at the highest frequency of the envelope of the spectral display such that each marker is at or slightly below “-X dB down amplitude” determined in step g). If a marker is below this “-X dB down amplitude” value it shall be placed as close as possible to this value. The OBW is the positive frequency difference between the two markers.

i) The OBW shall be reported by providing plot(s) of the measuring instrument display. The frequency and amplitude axes and scale shall be clearly labeled. Tabular data may be reported in addition to the plot(s).

j) Change variable modulations, coding, or channel bandwidth settings, then repeat above test procedures.

5.3.4 Test Result

Please refer to ANNEX A.3.

5.4 Frequency Stability

5.4.1 Limit

FCC § 2.1055 & 22.355 & 24.235 & 27.54 & 90.213

FCC § 2.1055

The frequency stability shall be measured with variation of ambient temperature as follows:

(1) The temperature is varied from -30°C to +50°C.

(2) Frequency measurements shall be made at the extremes of the specified temperature range and at intervals of not more than 10°C through the range.

The frequency stability shall be measured with variation of primary supply voltage as follows:

(1) Vary primary supply voltage from 85 to 115 percent of the nominal value for other than carried battery equipment.

(2) For hand carried, battery powered equipment, reduce primary supply voltage to the battery operating and point which shall be specified by the manufacture.

(3) The supply voltage shall be measured at the input to the cable normally provided with the equipment, or at the power supply terminals if cables are not normally provided.

FCC § 22.355

Except as otherwise provided in this part, the carrier frequency of each transmitter in the Public Mobile Services must be maintained within the tolerances given in Table C-1 of this section.

Table C-1—Frequency Tolerance for Transmitters in the Public Mobile Services

Frequency range (MHz)	Base, fixed (ppm)	Mobile > 3 watts (ppm)	Mobile ≤ 3 watts (ppm)
25 to 50	20.0	20.0	50.0
50 to 450	5.0	5.0	50.0
450 to 512	2.5	5.0	5.0
821 to 896	1.5	2.5	2.5
928 to 929	5.0	n/a	n/a
929 to 960	1.5	n/a	n/a
2110 to 2220	10.0	n/a	n/a

FCC § 24.235

The frequency stability shall be sufficient to ensure that the fundamental emission stays within the authorized frequency block.

FCC § 27.54

The frequency stability shall be sufficient to ensure that the fundamental emissions stay within the authorized bands of operation.

FCC § 90.213

The frequency stability shall not depart from the reference frequency in excess of ±2.5ppm for mobile stations.

5.4.2 Test Setup

The section 4.4.2 (Diagram 2) test setup description is used for this test. The photo of test setup please refer to ANNEX B.

5.4.3 Test Procedure

1. The EUT is placed in a temperature chamber.

2. The temperature is set to 25°C and allowed to stabilize. After sufficient soak time, the transmitting frequency error is measured.

3. The temperature is increased by not more than 10 degrees, allowed to stabilize and soak, and then repeat the frequency error measurement.

4. Repeat procedure 3 until +50°C and -30°C is reached.

5. Change supply voltage, and repeat measurement until extreme voltage is reached.

5.4.4 Test Result

Please refer to ANNEX A.4.

5.5 Spurious Emission at Antenna Terminals

5.5.1 Limit

FCC § 2.1051 & 22.917(a) & 24.238(a) & 27.53(a) & 27.53(c) & 27.53(f) & 27.53(g) & 27.53(h) & 27.53(l) & 27.53(m) & 27.53(n) & 90.691 & 90.543 & 96.41(e)

In the 1 MHz bands immediately outside and adjacent to the frequency block, a resolution bandwidth of at least one percent of the emission bandwidth of the fundamental emission of the transmitter may be employed.

The emission bandwidth is defined as the width of the signal between two points, one below the carrier center frequency and one above the carrier center frequency, outside of which all emissions are attenuated at least 26 dB below the transmitter power.

FCC § 22.917(a) & 24.238(a)

The power of any emission outside of the authorized operating frequency ranges must be attenuated below the transmitting power (P) by a factor of at least 43+10*log(P) dB. This is calculated to be -13 dBm.

FCC § 27.53(a) (4)

For mobile and portable stations operating in the 2305-2315MHz and 2350-2360MHz bands:

(1)By a factor of not less than: 43 + 10 log (P) dB on all frequencies between 2305 and 2320MHz and on all frequencies between 2345 and 2360MHz that are outside the licensed band(s) of operation, not less than 55 + 10 log (P) dB on all frequencies between 2320 and 2324MHz and on all frequencies between 2341 and 2345MHz, not less than 61 + 10 log (P) dB on all frequencies between 2324 and 2328MHz and on all frequencies between 2337 and 2341MHz, and not less than 67 + 10 log (P) dB on all frequencies between 2328 and 2337MHz.

(2)By a factor of not less than 43 + 10 log (P) dB on all frequencies between 2300 and 2305MHz, 55 + 10 log (P) dB on all frequencies between 2296 and 2300MHz, 61 + 10 log (P) dB on all frequencies between 2292 and 2296MHz, 67 + 10 log (P) dB on all frequencies between 2288 and 2292MHz, and 70 + 10 log (P) dB below 2288MHz.

(3)By a factor of not less than 43 + 10 log (P) dB on all frequencies between 2360 and 2365MHz, and not less than 70 + 10 log (P) dB above 2365MHz.

FCC § 27.53(c)

For operations in the 746–758 MHz band and the 776–788 MHz band, the power of any emission outside the licensee’s frequency band(s) of operation shall be attenuated below the transmitter power (P) within the licensed band(s) of operation, measured in watts, in accordance with the following:

(1) On any frequency outside the 746–758 MHz band, the power of any emission shall be attenuated outside the

band below the transmitter power (P) by at least 43 + 10 log (P) dB;

(2) On any frequency outside the 776–788 MHz band, the power of any emission shall be attenuated outside the

band below the transmitter power (P) by at least 43 + 10 log (P) dB;

(3) On all frequencies between 763–775 MHz and 793–805 MHz, by a factor not less than 76 + 10 log (P) dB in a 6.25 kHz band segment, for base and fixed stations;

(4) On all frequencies between 763–775 MHz and 793–805 MHz, by a factor not less than 65 + 10 log (P) dB in a 6.25 kHz band segment, for mobile and portable stations;

(5) Compliance with the provisions of paragraphs (c)(1) and (c)(2) of this section is based on the use of measurement instrumentation employing a resolution bandwidth of 100 kHz or greater.

However, in the 100 kHz bands immediately outside and adjacent to the frequency block, a resolution bandwidth

of at least 30 kHz may be employed;

(6) Compliance with the provisions of paragraphs (c)(3) and (c)(4) of this section is based on the use of measurement instrumentation such that the reading taken with any resolution bandwidth setting should be adjusted to indicate spectral energy in a 6.25 kHz segment.

FCC § 27.53(f)

For operations in the 746–758 MHz, 775–788 MHz, and 805–806 MHz bands, emissions in the band 1559–1610 MHz shall be limited to - 70 dBW/MHz equivalent isotropically radiated power (EIRP) for wideband signals, and -80 dBW EIRP for discrete emissions of less than 700 Hz bandwidth. For the purpose of equipment authorization, a transmitter shall be tested with an antenna that is representative of the type that will be used with the equipment in normal operation.

FCC § 27.53(g)

For operations in the 600MHz band and the 698-746MHz band, the power of any emission outside a licensee’s frequency band(s) of operation shall be attenuated below the transmitter power (P) within the licensed band(s) of operation, measured in watts, by at least 43+10*log(P) dB. Compliance with this provision is based on the use of measurement instrumentation employing a resolution bandwidth of 100 kHz bands immediately outside and adjacent to a licensee’s frequency block, a resolution bandwidth of at least 30 kHz may be employed.

FCC § 27.53(h) (1)

Except as otherwise specified below, for operations in the 1695-1710 MHz, 1710-1755 MHz, 1755-1780 MHz, 1915-1920 MHz, 1995-2000 MHz, 2000-2020 MHz, 2110-2155 MHz, 2155-2180 MHz, and 2180-2200 bands, the power of any emission outside a licensee's frequency block shall be attenuated below the transmitter power (P) in watts by at least 43 + 10 $\log_{10}$ (P) dB.

FCC § 27.53(l) (2)

For mobile operations in the 3700-3980 MHz band, the conducted power of any emission outside the licensee's authorized bandwidth shall not exceed −13 dBm/MHz.

FCC § 27.53(m) (4)

For mobile digital stations (BRS and EBS stations), the attenuation factor shall be not less than:

• 40+10logP dB (−10 dBm, 100 nW) on all frequencies between the channel edge and 5 MHz from the channel edge.

• 43+10logP dB (−13 dBm, 50 nW) on all frequencies between 5 MHz and X MHz from the channel edge,

• 55+10logP dB (−25 dBm, 3 nW) on all frequencies more than X MHz from the channel edge, where X is the greater of 6 MHz or the actual emission bandwidth (26 dB).

In addition, the attenuation factor shall not be less that 43 + 10 log (P) dB on all frequencies between 2490.5 MHz and 2496 MHz and 55 + 10 log (P) dB at or below 2490.5 MHz. Mobile Satellite Service licensees operating on frequencies below 2495 MHz may also submit a documented interference complaint against BRS licensees operating on channel BRS Channel 1 on the same terms and conditions as adjacent channel BRS or EBS licensees.

FCC § 27.53(n) (2)

For mobile operations in the 3450-3550 MHz band, the conducted power of any emission outside the licensee's authorized bandwidth shall not exceed −13 dBm/MHz.

FCC § 90.691

(a) Out-of-band emission requirement shall apply only to the “outer” channels included in an EA license and to spectrum adjacent to interior channels used by incumbent licensees. The emission limits are as follows:

(1) For any frequency removed from the EA licensee's frequency block by up to and including 37.5 kHz, the power of any emission shall be attenuated below the transmitter power (P) in watts by at least 116 $Log_{10}(f/6.1)$ decibels or 50 + 10 $Log_{10}(P)$ decibels or 80 decibels, whichever is the lesser attenuation, where f is the frequency removed from the center of the outer channel in the block in kilohertz and where f is greater than 12.5 kHz.

(2) For any frequency removed from the EA licensee's frequency block greater than 37.5 kHz, the power of any emission shall be attenuated below the transmitter power (P) in watts by at least 43 + $10Log_{10}(P)$ decibels or 80 decibels, whichever is the lesser attenuation, where f is the frequency removed from the center of the outer channel in the block in kilohertz and where f is greater than 37.5 kHz.

(b) When an emission outside of the authorized bandwidth causes harmful interference, the Commission may, at its discretion, require greater attenuation than specified in this section.

FCC § 90.543

(e) For operations in the 758–768 MHz and the 788–798 MHz bands, the power of any emission outside the licensee’s frequency band(s) of operation shall be attenuated below the transmitter power (P) within the licensed band(s) of operation, measured in watts, in accordance with the following:

(1) On all frequencies between 769–775 MHz and 799–805 MHz, by a factor not less than 76 + 10 log (P) dB in a 6.25 kHz band segment, for base and fixed stations.

(2) On all frequencies between 769–775 MHz and 799–805 MHz, by a factor not less than 65 + 10 log (P)

dB in a 6.25 kHz band segment, for mobile and portable stations.

(3) On any frequency between 775–788 MHz, above 805 MHz, and below 758 MHz, by at least 43 + 10 log (P) dB.

(4) Compliance with the provisions of paragraphs (e)(1) and (2) of this section is based on the use of measurement instrumentation such that the reading taken with any resolution bandwidth setting should be adjusted to indicate spectral energy in a 6.25 kHz segment.

(f) For operations in the 758–775 MHz and 788–805 MHz bands, all emissions including harmonics in the band 1559– 1610 MHz shall be limited to -70 dBW/ MHz equivalent isotropically radiated power (EIRP) for wideband signals, and -80 dBW EIRP for discrete emissions of less than 700 Hz bandwidth. For the purpose of equipment authorization, a transmitter shall be tested with an antenna that is representative of the type that will be used with the equipment in normal operation.

FCC § 96.41(e)

The conducted power of any emission outside the fundamental emission (whether in or outside of the authorized band) shall not exceed -13 dBm/MHz within 0-10 megahertz above the upper SAS-assigned channel edge and within 0-10 megahertz below the lower SAS-assigned channel edge. At all frequencies greater than 10 megahertz above the upper SAS assigned channel edge and less than 10 MHz below the lower SAS assigned channel edge, the conducted power of any emission shall not exceed-25 dBm/MHz.The conducted power of any emissions below 3530 MHz or above 3720 MHz shall not exceed-40 dBm/MHz.

Compliance with the applicable limits is based on the use of measurement instrumentation employing a resolution bandwidth of 100 kHz or greater for frequencies less than 1 GHz and 1 MHz or greater for frequencies greater than1GHz.However, in the 1 MHz bands immediately outside and adjacent to the frequency block a resolutionbandwidth of at least one percent of the emission bandwidth of the fundamental emission of the transmitter may be employed.The emission bandwidth is defined as the width of the signal between two points, one below the carrier center frequency and one above the carrier center frequency, outside of which all emission are attenuated at least26 dB below the transmitter power.

5.5.2 Test Setup

The section 4.4.1 (Diagram 1) test setup description was used for this test. The photo of test setup please refer to ANNEX B.

5.5.3 Test Procedure

The level of the carrier and the various conducted spurious and harmonic frequencies is measured by means of a calibrated spectrum analyzer. The spectrum is scanned from the lowest frequency generated in the equipment up to a frequency including its 10th harmonic. On any frequency outside a licensee’s frequency block, the power of any emission shall be attenuated below the transmitter power (P) by at least 43 + 10 log(P) dB. Compliance with these provisions is based on the use of measurement instrumentation employing a resolution bandwidth of 1 MHz or greater. However, in the 1 MHz bands immediately outside

and adjacent to the frequency blocks a resolution bandwidth of at least one percent of the emission bandwidth of the fundamental emission of the transmitter may be employed. The emission bandwidth is defined as the width of the signal between two points, one below the carrier center frequency and one above the carrier center frequency, outside of which all emissions are attenuated at least 26 dB below the transmitter power.

1. The EUT is coupled to the system simulator and spectrum analyzer; the RF load attached to EUT antenna terminal is 50Ohm; the path loss as the factor is calibrated to correct the reading.

2. Base Station is used to establish communication with the EUT, and its parameters are set to force the EUT transmitting at maximum output power.

3. The RF output of the transmitter is connected to the input of the spectrum analyzer through sufficient attenuation.

4. Spurious emissions are tested with 0.001MHz RBW for frequency less than 150kHz, 0.01MHz RBW for frequency less than 30MHz, 0.1MHz RBW for frequency less than 1GHz, and 1MHz RBW for frequency above 1GHz. And sweep point number are at least 401, referring to following formula.

Sweep point number = Span/RBW

VBW=3*RBW

Detector Mode=mean or average power

5. Record the frequencies and levels of spurious emissions.

5.5.4 Test Result

Please refer to ANNEX A.5.

5.6 Band Edge

5.6.1 Limit

FCC § 2.1051 & 22.917(a) & 24.238(a) & 27.53(a) & 27.53(c) & 27.53(f) & 27.53(g) & 27.53(h) & 27.53(l) & 27.53(m) & 27.53(n) & 90.691 & 90.543 & 96.41(e)

In the 1 MHz bands immediately outside and adjacent to the frequency block, a resolution bandwidth of at least one percent of the emission bandwidth of the fundamental emission of the transmitter may be employed.

The emission bandwidth is defined as the width of the signal between two points, one below the carrier center frequency and one above the carrier center frequency, outside of which all emissions are attenuated at least 26 dB below the transmitter power.

FCC § 22.917(a) & 24.238(a)

The power of any emission outside of the authorized operating frequency ranges must be attenuated below the transmitting power (P) by a factor of at least 43+10*log(P) dB. This is calculated to be -13 dBm.

FCC § 27.53(a) (4)

For mobile and portable stations operating in the 2305-2315MHz and 2350-2360MHz bands:

(1)By a factor of not less than: 43 + 10 log (P) dB on all frequencies between 2305 and 2320MHz and on all frequencies between 2345 and 2360MHz that are outside the licensed band(s) of operation, not less than 55 + 10 log (P) dB on all frequencies between 2320 and 2324MHz and on all frequencies between 2341 and 2345MHz, not less than 61 + 10 log (P) dB on all frequencies between 2324 and 2328MHz and on all frequencies between 2337 and 2341MHz, and not less than 67 + 10 log (P) dB on all frequencies between 2328 and 2337MHz.

(2)By a factor of not less than 43 + 10 log (P) dB on all frequencies between 2300 and 2305MHz, 55 + 10 log (P) dB on all frequencies between 2296 and 2300MHz, 61 + 10 log (P) dB on all frequencies between 2292 and 2296MHz, 67 + 10 log (P) dB on all frequencies between 2288 and 2292MHz, and 70 + 10 log (P) dB below 2288MHz.

(3)By a factor of not less than 43 + 10 log (P) dB on all frequencies between 2360 and 2365MHz, and not less than 70 + 10 log (P) dB above 2365MHz.

FCC § 27.53(c)

For operations in the 746–758 MHz band and the 776–788 MHz band, the power of any emission outside the licensee’s frequency band(s) of operation shall be attenuated below the transmitter power (P) within the licensed band(s) of operation, measured in watts, in accordance with the following:

(1) On any frequency outside the 746–758 MHz band, the power of any emission shall be attenuated outside the

band below the transmitter power (P) by at least 43 + 10 log (P) dB;

(2) On any frequency outside the 776–788 MHz band, the power of any emission shall be attenuated outside the

band below the transmitter power (P) by at least 43 + 10 log (P) dB;

(3) On all frequencies between 763–775 MHz and 793–805 MHz, by a factor not less than 76 + 10 log (P) dB in a 6.25 kHz band segment, for base and fixed stations;

(4) On all frequencies between 763–775 MHz and 793–805 MHz, by a factor not less than 65 + 10 log (P) dB in a 6.25 kHz band segment, for mobile and portable stations;

(5) Compliance with the provisions of paragraphs (c)(1) and (c)(2) of this section is based on the use of measurement instrumentation employing a resolution bandwidth of 100 kHz or greater.

However, in the 100 kHz bands immediately outside and adjacent to the frequency block, a resolution bandwidth

of at least 30 kHz may be employed;

(6) Compliance with the provisions of paragraphs (c)(3) and (c)(4) of this section is based on the use of measurement instrumentation such that the reading taken with any resolution bandwidth setting should be adjusted to indicate spectral energy in a 6.25 kHz segment.

FCC § 27.53(f)

For operations in the 746–758 MHz, 775–788 MHz, and 805–806 MHz bands, emissions in the band 1559–1610 MHz shall be limited to - 70 dBW/MHz equivalent isotropically radiated power (EIRP) for wideband signals, and -80 dBW EIRP for discrete emissions of less than 700 Hz bandwidth. For the purpose of equipment authorization, a transmitter shall be tested with an antenna that is representative of the type that will be used with the equipment in normal operation.

FCC § 27.53(g)

For operations in the 600MHz band and the 698-746MHz band, the power of any emission outside a licensee’s frequency band(s) of operation shall be attenuated below the transmitter power (P) within the licensed band(s) of operation, measured in watts, by at least 43+10*log(P) dB. Compliance with this provision is based on the use of measurement instrumentation employing a resolution bandwidth of 100 kHz bands immediately outside and adjacent to a licensee’s frequency block, a resolution bandwidth of at least 30 kHz may be employed.

FCC § 27.53(h) (1)

Except as otherwise specified below, for operations in the 1695-1710 MHz, 1710-1755 MHz, 1755-1780 MHz, 1915-1920 MHz, 1995-2000 MHz, 2000-2020 MHz, 2110-2155 MHz, 2155-2180 MHz, and 2180-2200 bands, the power of any emission outside a licensee's frequency block shall be attenuated below the transmitter power (P) in watts by at least 43 + 10 $\log_{10}$ (P) dB.

FCC § 27.53(l) (2)

For mobile operations in the 3700-3980 MHz band, the conducted power of any emission outside the licensee's authorized bandwidth shall not exceed −13 dBm/MHz.

FCC § 27.53(m) (4)

For mobile digital stations (BRS and EBS stations), the attenuation factor shall be not less than:

• 40+10logP dB (−10 dBm, 100 nW) on all frequencies between the channel edge and 5 MHz from the channel edge.

• 43+10logP dB (−13 dBm, 50 nW) on all frequencies between 5 MHz and X MHz from the channel edge,

• 55+10logP dB (−25 dBm, 3 nW) on all frequencies more than X MHz from the channel edge, where X is the greater of 6 MHz or the actual emission bandwidth (26 dB).

In addition, the attenuation factor shall not be less that 43 + 10 log (P) dB on all frequencies between 2490.5 MHz and 2496 MHz and 55 + 10 log (P) dB at or below 2490.5 MHz. Mobile Satellite Service licensees operating on frequencies below 2495 MHz may also submit a documented interference complaint against BRS licensees operating on channel BRS Channel 1 on the same terms and conditions as adjacent channel BRS or EBS licensees.

FCC § 27.53(n) (2)

For mobile operations in the 3450-3550 MHz band, the conducted power of any emission outside the licensee's authorized bandwidth shall not exceed −13 dBm/MHz.

FCC § 90.691

(a) Out-of-band emission requirement shall apply only to the “outer” channels included in an EA license and to spectrum adjacent to interior channels used by incumbent licensees. The emission limits are as follows:

(1) For any frequency removed from the EA licensee's frequency block by up to and including 37.5 kHz, the power of any emission shall be attenuated below the transmitter power (P) in watts by at least 116 $Log_{10}(f/6.1)$ decibels or 50 + 10 $Log_{10}(P)$ decibels or 80 decibels, whichever is the lesser attenuation, where f is the frequency removed from the center of the outer channel in the block in kilohertz and where f is greater than 12.5 kHz.

(2) For any frequency removed from the EA licensee's frequency block greater than 37.5 kHz, the power of any emission shall be attenuated below the transmitter power (P) in watts by at least 43 + $10Log_{10}(P)$ decibels or 80 decibels, whichever is the lesser attenuation, where f is the frequency removed from the center of the outer channel in the block in kilohertz and where f is greater than 37.5 kHz.

(b) When an emission outside of the authorized bandwidth causes harmful interference, the Commission may, at its discretion, require greater attenuation than specified in this section.

FCC § 90.543

(e) For operations in the 758–768 MHz and the 788–798 MHz bands, the power of any emission outside the licensee’s frequency band(s) of operation shall be attenuated below the transmitter power (P) within the licensed band(s) of operation, measured in watts, in accordance with the following:

(1) On all frequencies between 769–775 MHz and 799–805 MHz, by a factor not less than 76 + 10 log (P) dB in a 6.25 kHz band segment, for base and fixed stations.

(2) On all frequencies between 769–775 MHz and 799–805 MHz, by a factor not less than 65 + 10 log (P) dB in a 6.25 kHz band segment, for mobile and portable stations.

(3) On any frequency between 775–788 MHz, above 805 MHz, and below 758 MHz, by at least 43 + 10 log (P) dB.

(4) Compliance with the provisions of paragraphs (e)(1) and (2) of this section is based on the use of measurement instrumentation such that the reading taken with any resolution bandwidth setting should be adjusted to indicate spectral energy in a 6.25 kHz segment.

FCC § 96.41(e)

The conducted power of any emission outside the fundamental emission (whether in or outside of the authorized band) shall not exceed -13 dBm/MHz within 0-10 megahertz above the upper SAS-assigned channel edge and within 0-10 megahertz below the lower SAS-assigned channel edge. At all frequencies greater than 10 megahertz above the upper SAS assigned channel edge and less than 10 MHz below the lower SAS assigned channel edge, the conducted power of any emission shall not exceed-25 dBm/MHz.The conducted power of any emissions below 3530 MHz or above 3720 MHz shall not exceed-40 dBm/MHz.

Compliance with the applicable limits is based on the use of measurement instrumentation employing a resolution bandwidth of 100 kHz or greater for frequencies less than 1 GHz and 1 MHz or greater for frequencies greater than1GHz.However, in the 1 MHz bands immediately outside and adjacent to the frequency block a resolutionbandwidth of at least one percent of the emission bandwidth of the fundamental emission of the transmitter may be employed.The emission bandwidth is defined as the width of the signal between two points, one below the carrier center frequency and one above the carrier center frequency, outside of which all emission are attenuated at least26 dB below the transmitter power.

5.6.2 Test Setup

The section 4.4.1 (Diagram 1) test setup description was used for this test. The photo of test setup please refer to ANNEX B.

5.6.3 Test Procedure

The EUT, which is powered by the Battery, is coupled to the Spectrum Analyzer (SA) and the System Simulator (SS) with attenuators through the Power Splitter; the RF load attached to the EUT antenna terminal is 50 Ohm; the path loss as the factor is calibrated to correct the reading.

1.The EUT is coupled to the system simulator and spectrum analyzer; the RF load attached to EUT antenna terminal is 50Ohm; the path loss as the factor is calibrated to correct the reading.

2. Base Station is used to establish communication with the EUT, and its parameters are set to force the EUT transmitting at maximum output power.

3. The RF output of the transmitter is connected to the input of the spectrum analyzer through sufficient attenuation.

4. The center of the spectrum analyzer was set to block edge frequency.

5. Band edge are tested with 1%*cBW (RBW), and sweep point number referred to following formula.

Sweep point number = 2*Span/RBW

VBW=3RBW

6. Record the frequencies and levels of spurious emissions.

For mobile and portable stations, on all frequencies between 763–775 MHz and 793–805 MHz, by a factor not less than 65 + 10 log (P) dB in a 6.25 kHz band segment. Since it was not possible to set the resolution bandwidth to 6.25 kHz with the available equipment, a bandwidth of 10 kHz was used instead to show compliance. By using a 10 kHz bandwidth on the spectrum analyzer.

10*log(10 kHz / 6.25 kHz) = 2.04 dB
Limit Line = -35 dBm + 2.04 dB = -32.96dBm

5.6.4 Test Result

Please refer to ANNEX A.6.

5.7 Field Strength of Spurious Radiation

5.7.1 Limit

FCC § 2.1053 & 22.917(a) & 24.238(a) & 27.53(a) & 27.53(c) & 27.53(f) & 27.53(g) & 27.53(h) & 27.53(l) & 27.53(m) & 27.53(n) & 90.691& 90.543 & 96.41(e)

FCC § 22.917(a) & 24.238(a)

The power of any emission outside of the authorized operating frequency ranges must be attenuated below the transmitting power (P) by a factor of at least 43+10*log(P) dB. This is calculated to be -13 dBm.

FCC § 27.53(a) (4)

For mobile and portable stations operating in the 2305-2315MHz and 2350-2360MHz bands:

(1)By a factor of not less than: 43 + 10 log (P) dB on all frequencies between 2305 and 2320MHz and on all frequencies between 2345 and 2360MHz that are outside the licensed band(s) of operation, not less than 55 + 10 log (P) dB on all frequencies between 2320 and 2324MHz and on all frequencies between 2341 and 2345MHz, not less than 61 + 10 log (P) dB on all frequencies between 2324 and 2328MHz and on all frequencies between 2337 and 2341MHz, and not less than 67 + 10 log (P) dB on all frequencies between 2328 and 2337MHz.

(2)By a factor of not less than 43 + 10 log (P) dB on all frequencies between 2300 and 2305MHz, 55 + 10 log (P) dB on all frequencies between 2296 and 2300MHz, 61 + 10 log (P) dB on all frequencies between 2292 and 2296MHz, 67 + 10 log (P) dB on all frequencies between 2288 and 2292MHz, and 70 + 10 log (P) dB below 2288MHz.

(3)By a factor of not less than 43 + 10 log (P) dB on all frequencies between 2360 and 2365MHz, and not less than 70 + 10 log (P) dB above 2365MHz.

FCC § 27.53(c)

For operations in the 746–758 MHz band and the 776–788 MHz band, the power of any emission outside the licensee's frequency band(s) of operation shall be attenuated below the transmitter power (P) within the licensed band(s) of operation, measured in watts, in accordance with the following:

(1) On any frequency outside the 746–758 MHz band, the power of any emission shall be attenuated outside the

band below the transmitter power (P) by at least 43 + 10 log (P) dB;

(2) On any frequency outside the 776–788 MHz band, the power of any emission shall be attenuated outside the

band below the transmitter power (P) by at least 43 + 10 log (P) dB;

(3) On all frequencies between 763–775 MHz and 793–805 MHz, by a factor not less than 76 + 10 log (P) dB in a 6.25 kHz band segment, for base and fixed stations;

(4) On all frequencies between 763–775 MHz and 793–805 MHz, by a factor not less than 65 + 10 log (P) dB in a 6.25 kHz band segment, for mobile and portable stations;

(5) Compliance with the provisions of paragraphs (c)(1) and (c)(2) of this section is based on the use of

measurement instrumentation employing a resolution bandwidth of 100 kHz or greater.

However, in the 100 kHz bands immediately outside and adjacent to the frequency block, a resolution bandwidth

of at least 30 kHz may be employed;

(6) Compliance with the provisions of paragraphs (c)(3) and (c)(4) of this section is based on the use of measurement instrumentation such that the reading taken with any resolution bandwidth setting should be adjusted to indicate spectral energy in a 6.25 kHz segment.

FCC § 27.53(f)

For operations in the 746–758 MHz, 775–788 MHz, and 805–806 MHz bands, emissions in the band 1559–1610 MHz shall be limited to - 70 dBW/MHz equivalent isotropically radiated power (EIRP) for wideband signals, and -80 dBW EIRP for discrete emissions of less than 700 Hz bandwidth. For the purpose of equipment authorization, a transmitter shall be tested with an antenna that is representative of the type that will be used with the equipment in normal operation.

FCC § 27.53(g)

For operations in the 600MHz band and the 698-746MHz band, the power of any emission outside a licensee’s frequency band(s) of operation shall be attenuated below the transmitter power (P) within the licensed band(s) of operation, measured in watts, by at least 43+10*log(P) dB. Compliance with this provision is based on the use of measurement instrumentation employing a resolution bandwidth of 100 kHz bands immediately outside and adjacent to a licensee’s frequency block, a resolution bandwidth of at least 30 kHz may be employed.

FCC § 27.53(h) (1)

Except as otherwise specified below, for operations in the 1695-1710 MHz, 1710-1755 MHz, 1755-1780 MHz, 1915-1920 MHz, 1995-2000 MHz, 2000-2020 MHz, 2110-2155 MHz, 2155-2180 MHz, and 2180-2200 bands, the power of any emission outside a licensee's frequency block shall be attenuated below the transmitter power (P) in watts by at least 43 + 10 $\log_{10}$ (P) dB.

FCC § 27.53(l) (2)

For mobile operations in the 3700-3980 MHz band, the conducted power of any emission outside the licensee's authorized bandwidth shall not exceed −13 dBm/MHz.

FCC § 27.53(m) (4)

For mobile digital stations (BRS and EBS stations), the attenuation factor shall be not less than:

• 40+10logP dB (−10 dBm, 100 nW) on all frequencies between the channel edge and 5 MHz from the channel edge.

• 43+10logP dB (−13 dBm, 50 nW) on all frequencies between 5 MHz and X MHz from the channel edge,

• 55+10logP dB (−25 dBm, 3 nW) on all frequencies more than X MHz from the channel edge, where X is the greater of 6 MHz or the actual emission bandwidth (26 dB).

In addition, the attenuation factor shall not be less that 43 + 10 log (P) dB on all frequencies between 2490.5 MHz and 2496 MHz and 55 + 10 log (P) dB at or below 2490.5 MHz. Mobile Satellite Service

licensees operating on frequencies below 2495 MHz may also submit a documented interference complaint against BRS licensees operating on channel BRS Channel 1 on the same terms and conditions as adjacent channel BRS or EBS licensees.

FCC § 27.53(n) (2)

For mobile operations in the 3450-3550 MHz band, the conducted power of any emission outside the licensee's authorized bandwidth shall not exceed −13 dBm/MHz.

FCC § 90.691

(a) Out-of-band emission requirement shall apply only to the “outer” channels included in an EA license and to spectrum adjacent to interior channels used by incumbent licensees. The emission limits are as follows:

(1) For any frequency removed from the EA licensee's frequency block by up to and including 37.5 kHz, the power of any emission shall be attenuated below the transmitter power (P) in watts by at least 116 $Log_{10}(f/6.1)$ decibels or 50 + 10 $Log_{10}(P)$ decibels or 80 decibels, whichever is the lesser attenuation, where f is the frequency removed from the center of the outer channel in the block in kilohertz and where f is greater than 12.5 kHz.

(2) For any frequency removed from the EA licensee's frequency block greater than 37.5 kHz, the power of any emission shall be attenuated below the transmitter power (P) in watts by at least 43 + $10Log_{10}(P)$ decibels or 80 decibels, whichever is the lesser attenuation, where f is the frequency removed from the center of the outer channel in the block in kilohertz and where f is greater than 37.5 kHz.

(b) When an emission outside of the authorized bandwidth causes harmful interference, the Commission may, at its discretion, require greater attenuation than specified in this section.

FCC § 90.543

(e) For operations in the 758–768 MHz and the 788–798 MHz bands, the power of any emission outside the licensee’s frequency band(s) of operation shall be attenuated below the transmitter power (P) within the licensed band(s) of operation, measured in watts, in accordance with the following:

(1) On all frequencies between 769–775 MHz and 799–805 MHz, by a factor not less than 76 + 10 log (P) dB in a 6.25 kHz band segment, for base and fixed stations.

(2) On all frequencies between 769–775 MHz and 799–805 MHz, by a factor not less than 65 + 10 log (P) dB in a 6.25 kHz band segment, for mobile and portable stations.

(3) On any frequency between 775–788 MHz, above 805 MHz, and below 758 MHz, by at least 43 + 10 log (P) dB.

(4) Compliance with the provisions of paragraphs (e)(1) and (2) of this section is based on the use of measurement instrumentation such that the reading taken with any resolution bandwidth setting should be adjusted to indicate spectral energy in a 6.25 kHz segment.

(f) For operations in the 758–775 MHz and 788–805 MHz bands, all emissions including harmonics in the band 1559– 1610 MHz shall be limited to -70 dBW/ MHz equivalent isotropically radiated power (EIRP) for

wideband signals, and -80 dBW EIRP for discrete emissions of less than 700 Hz bandwidth. For the purpose of equipment authorization, a transmitter shall be tested with an antenna that is representative of the type that will be used with the equipment in normal operation.

FCC § 96.41(e)

The conducted power of any emission outside the fundamental emission (whether in or outside of the authorized band) shall not exceed -13 dBm/MHz within 0-10 megahertz above the upper SAS-assigned channel edge and within 0-10 megahertz below the lower SAS-assigned channel edge. At all frequencies greater than 10 megahertz above the upper SAS assigned channel edge and less than 10 MHz below the lower SAS assigned channel edge, the conducted power of any emission shall not exceed-25 dBm/MHz.The conducted power of any emissions below 3530 MHz or above 3720 MHz shall not exceed-40 dBm/MHz.

Compliance with the applicable limits is based on the use of measurement instrumentation employing a resolution bandwidth of 100 kHz or greater for frequencies less than 1 GHz and 1 MHz or greater for frequencies greater than1GHz.However, in the 1 MHz bands immediately outside and adjacent to the frequency block a resolutionbandwidth of at least one percent of the emission bandwidth of the fundamental emission of the transmitter may be employed.The emission bandwidth is defined as the width of the signal between two points, one below the carrier center frequency and one above the carrier center frequency, outside of which all emission are attenuated at least26 dB below the transmitter power.

5.7.2 Test Setup

The section 4.4.3 and 4.4.4 (Diagram 3, 4) test setup description was used for this test. The photo of test setup please refer to ANNEX B.

5.7.3 Test Procedure

1. On a test site, the EUT shall be placed at 80cm height on a turn table, and in the position close to normal use as declared by the applicant.

2. The test antenna shall be oriented initially for vertical polarization located 3 m from EUT to correspond to the fundamental frequency of the transmitter.

3. The output of the test antenna shall be connected to the measuring receiver and the peak detector is used for the measurement.

4. During the measurement of the EUT, the resolution bandwidth was to 1 MHz and the average bandwidth

was set to 1 MHz.

5. The transmitter shall be switched on; the measuring receiver shall be tuned to the frequency of the

transmitter under test.

6. The test antenna shall be raised and lowered through the specified range of height until the maximum

signal level is detected by the measuring receiver.

7. The transmitter shall be rotated through 360° in the horizontal plane, until the maximum signal level is detected by the measuring receiver.

8. The test antenna shall be raised and lowered again through the specified range of height until the maximum signal level is detected by the measuring receiver.

9. The maximum signal level detected by the measuring receiver shall be noted.

10. The EUT was replaced by half-wave dipole (824 ~ 849 MHz) or horn antenna (1 850 ~ 1 910 MHz) connected to a signal generator.

11. In necessary, the input attenuator setting on the measuring receiver shall be adjusted in order to increase

the sensitivity of the measuring receiver.

12. The test antenna shall be raised and lowered through the specified range of height to ensure that the maximum signal is received.

13. The input signal to the substitution antenna shall be adjusted to the level that produces a level detected by the measuring received, which is equal to the level noted while the transmitter radiated power was measured, corrected for the change of input attenuator setting of the measuring receiver.

14. The input level to the substitution antenna shall be recorded as power level in dBm, corrected for any change of input attenuator setting of the measuring receiver.

15. The measurement shall be repeated with the test antenna and the substitution antenna orientated for horizontal polarization.

Final measurement calculation as below:

The relevant equation for determining the ERP/EIRP from the radiated RF output power is:

ERP/EIRP (dBm) = SA Read Value (dBm) + Correction Factor (dB)

where:
ERP/EIRP = effective or equivalent radiated power, in dBm;
SA Read Value = measured transmitter power received by EMI receiver or spectrum analyzer, in dBm;
Correction Factor = total correction factor including cable loss, in dB;

During the test, the data of Correction Factor (dB) is added in the EMI receiver or spectrum analyzer, so SA Read Value (dBm) is the final values which contains the data of Correction Factor (dB).

For example:

In the ERP test, when SA read value for GSM850 is 21dBm, and correction factor is 8dB, then final ERP value for GSM850 is:

ERP (dBm) = 21dBm + 8dB = 29dBm

5.7.4 Test Result

Please refer to ANNEX A.7.

ANNEX A TEST RESULTS

A.1 Transmitter Radiated Power (EIRP/ERP)

LTE Mode Test Data

Test BW	Test Channel	Test Mode	Test RB (Size#Offset)	Conducted Output AV Power (dBm)	Antenna Gain (dBi)	EIRP (dBm)	EIRP (W)	Limit (W)	Verdict
LTE Band 2									
1.4 MHz	LCH	QPSK	RB1#0	23.44	0.79	24.23	0.265	2.000	Pass
			RB1#3	23.45	0.79	24.24	0.265	2.000	Pass
			RB1#5	23.43	0.79	24.22	0.264	2.000	Pass
			RB3#0	23.55	0.79	24.34	0.272	2.000	Pass
			RB3#2	23.59	0.79	24.38	0.274	2.000	Pass
			RB3#3	23.58	0.79	24.37	0.274	2.000	Pass
			RB6#0	22.6	0.79	23.39	0.218	2.000	Pass
		16-QAM	RB1#0	22.4	0.79	23.19	0.208	2.000	Pass
			RB1#3	22.45	0.79	23.24	0.211	2.000	Pass
			RB1#5	22.37	0.79	23.16	0.207	2.000	Pass
			RB3#0	22.7	0.79	23.49	0.223	2.000	Pass
			RB3#2	22.72	0.79	23.51	0.224	2.000	Pass
			RB3#3	22.73	0.79	23.52	0.225	2.000	Pass
			RB6#0	21.69	0.79	22.48	0.177	2.000	Pass
		64-QAM	RB1#0	21.45	0.79	22.24	0.167	2.000	Pass
			RB1#3	21.52	0.79	22.31	0.170	2.000	Pass
			RB1#5	21.48	0.79	22.27	0.169	2.000	Pass
			RB3#0	21.66	0.79	22.45	0.176	2.000	Pass
			RB3#2	21.68	0.79	22.47	0.177	2.000	Pass
			RB3#3	21.68	0.79	22.47	0.177	2.000	Pass
			RB6#0	20.75	0.79	21.54	0.143	2.000	Pass
	MCH	QPSK	RB1#0	23.42	0.79	24.21	0.264	2.000	Pass
			RB1#3	23.46	0.79	24.25	0.266	2.000	Pass
			RB1#5	23.44	0.79	24.23	0.265	2.000	Pass
			RB3#0	23.57	0.79	24.36	0.273	2.000	Pass
			RB3#2	23.59	0.79	24.38	0.274	2.000	Pass
			RB3#3	23.54	0.79	24.33	0.271	2.000	Pass
			RB6#0	22.61	0.79	23.40	0.219	2.000	Pass
		16-QAM	RB1#0	22.43	0.79	23.22	0.210	2.000	Pass
			RB1#3	22.5	0.79	23.29	0.213	2.000	Pass
			RB1#5	22.46	0.79	23.25	0.211	2.000	Pass
			RB3#0	22.76	0.79	23.55	0.226	2.000	Pass
			RB3#2	22.78	0.79	23.57	0.228	2.000	Pass

Test BW	Test Channel	Test Mode	Test RB (Size#Offset)	Conducted Output AV Power (dBm)	Antenna Gain (dBi)	EIRP (dBm)	EIRP (W)	Limit (W)	Verdict
LTE Band 2									
			RB3#3	22.79	0.79	23.58	0.228	2.000	Pass
			RB6#0	21.74	0.79	22.53	0.179	2.000	Pass
		64-QAM	RB1#0	22.01	0.79	22.80	0.191	2.000	Pass
			RB1#3	22.11	0.79	22.90	0.195	2.000	Pass
			RB1#5	22.02	0.79	22.81	0.191	2.000	Pass
			RB3#0	21.94	0.79	22.73	0.187	2.000	Pass
			RB3#2	21.95	0.79	22.74	0.188	2.000	Pass
			RB3#3	21.92	0.79	22.71	0.187	2.000	Pass
			RB6#0	20.78	0.79	21.57	0.144	2.000	Pass
	HCH	QPSK	RB1#0	23.55	0.79	24.34	0.272	2.000	Pass
			RB1#3	23.6	0.79	24.39	0.275	2.000	Pass
			RB1#5	23.59	0.79	24.38	0.274	2.000	Pass
			RB3#0	23.7	0.79	24.49	0.281	2.000	Pass
			RB3#2	23.73	0.79	24.52	0.283	2.000	Pass
			RB3#3	23.7	0.79	24.49	0.281	2.000	Pass
			RB6#0	22.71	0.79	23.50	0.224	2.000	Pass
		16-QAM	RB1#0	22.67	0.79	23.46	0.222	2.000	Pass
			RB1#3	22.76	0.79	23.55	0.226	2.000	Pass
			RB1#5	22.66	0.79	23.45	0.221	2.000	Pass
			RB3#0	22.65	0.79	23.44	0.221	2.000	Pass
			RB3#2	22.68	0.79	23.47	0.222	2.000	Pass
			RB3#3	22.69	0.79	23.48	0.223	2.000	Pass
			RB6#0	21.82	0.79	22.61	0.182	2.000	Pass
		64-QAM	RB1#0	21.8	0.79	22.59	0.182	2.000	Pass
			RB1#3	21.91	0.79	22.70	0.186	2.000	Pass
			RB1#5	21.78	0.79	22.57	0.181	2.000	Pass
			RB3#0	22.01	0.79	22.80	0.191	2.000	Pass
			RB3#2	22.06	0.79	22.85	0.193	2.000	Pass
			RB3#3	22.04	0.79	22.83	0.192	2.000	Pass
			RB6#0	21.09	0.79	21.88	0.154	2.000	Pass
3 MHz	LCH	QPSK	RB1#0	23.31	0.79	24.10	0.257	2.000	Pass
			RB1#7	23.43	0.79	24.22	0.264	2.000	Pass
			RB1#14	23.35	0.79	24.14	0.259	2.000	Pass
			RB8#0	22.59	0.79	23.38	0.218	2.000	Pass
			RB8#4	22.61	0.79	23.40	0.219	2.000	Pass
			RB8#7	22.55	0.79	23.34	0.216	2.000	Pass
			RB15#0	22.51	0.79	23.30	0.214	2.000	Pass
		16-QAM	RB1#0	22.82	0.79	23.61	0.230	2.000	Pass

Test BW	Test Channel	Test Mode	Test RB (Size#Offset)	Conducted Output AV Power (dBm)	Antenna Gain (dBi)	EIRP (dBm)	EIRP (W)	Limit (W)	Verdict
LTE Band 2									
			RB1#7	22.93	0.79	23.72	0.236	2.000	Pass
			RB1#14	22.78	0.79	23.57	0.228	2.000	Pass
			RB8#0	21.77	0.79	22.56	0.180	2.000	Pass
			RB8#4	21.8	0.79	22.59	0.182	2.000	Pass
			RB8#7	21.75	0.79	22.54	0.179	2.000	Pass
			RB15#0	21.61	0.79	22.40	0.174	2.000	Pass
		64-QAM	RB1#0	21.73	0.79	22.52	0.179	2.000	Pass
			RB1#7	21.81	0.79	22.60	0.182	2.000	Pass
			RB1#14	21.69	0.79	22.48	0.177	2.000	Pass
			RB8#0	20.76	0.79	21.55	0.143	2.000	Pass
			RB8#4	20.77	0.79	21.56	0.143	2.000	Pass
			RB8#7	20.73	0.79	21.52	0.142	2.000	Pass
			RB15#0	20.6	0.79	21.39	0.138	2.000	Pass
	MCH	QPSK	RB1#0	23.36	0.79	24.15	0.260	2.000	Pass
			RB1#7	23.48	0.79	24.27	0.267	2.000	Pass
			RB1#14	23.32	0.79	24.11	0.258	2.000	Pass
			RB8#0	22.6	0.79	23.39	0.218	2.000	Pass
			RB8#4	22.65	0.79	23.44	0.221	2.000	Pass
			RB8#7	22.57	0.79	23.36	0.217	2.000	Pass
			RB15#0	22.57	0.79	23.36	0.217	2.000	Pass
		16-QAM	RB1#0	22.52	0.79	23.31	0.214	2.000	Pass
			RB1#7	22.63	0.79	23.42	0.220	2.000	Pass
			RB1#14	22.5	0.79	23.29	0.213	2.000	Pass
			RB8#0	21.59	0.79	22.38	0.173	2.000	Pass
			RB8#4	21.66	0.79	22.45	0.176	2.000	Pass
			RB8#7	21.59	0.79	22.38	0.173	2.000	Pass
			RB15#0	21.59	0.79	22.38	0.173	2.000	Pass
		64-QAM	RB1#0	21.62	0.79	22.41	0.174	2.000	Pass
			RB1#7	21.79	0.79	22.58	0.181	2.000	Pass
			RB1#14	21.59	0.79	22.38	0.173	2.000	Pass
			RB8#0	20.59	0.79	21.38	0.137	2.000	Pass
			RB8#4	20.65	0.79	21.44	0.139	2.000	Pass
			RB8#7	20.58	0.79	21.37	0.137	2.000	Pass
			RB15#0	20.77	0.79	21.56	0.143	2.000	Pass
	HCH	QPSK	RB1#0	23.4	0.79	24.19	0.262	2.000	Pass
			RB1#7	23.57	0.79	24.36	0.273	2.000	Pass
			RB1#14	23.44	0.79	24.23	0.265	2.000	Pass
			RB8#0	22.63	0.79	23.42	0.220	2.000	Pass

Test BW	Test Channel	Test Mode	Test RB (Size#Offset)	Conducted Output AV Power (dBm)	Antenna Gain (dBi)	EIRP (dBm)	EIRP (W)	Limit (W)	Verdict
LTE Band 2									
			RB8#4	22.7	0.79	23.49	0.223	2.000	Pass
			RB8#7	22.62	0.79	23.41	0.219	2.000	Pass
			RB15#0	22.63	0.79	23.42	0.220	2.000	Pass
		16-QAM	RB1#0	22.42	0.79	23.21	0.209	2.000	Pass
			RB1#7	22.61	0.79	23.40	0.219	2.000	Pass
			RB1#14	22.47	0.79	23.26	0.212	2.000	Pass
			RB8#0	21.82	0.79	22.61	0.182	2.000	Pass
			RB8#4	21.84	0.79	22.63	0.183	2.000	Pass
			RB8#7	21.76	0.79	22.55	0.180	2.000	Pass
			RB15#0	21.75	0.79	22.54	0.179	2.000	Pass
		64-QAM	RB1#0	21.54	0.79	22.33	0.171	2.000	Pass
			RB1#7	21.63	0.79	22.42	0.175	2.000	Pass
			RB1#14	21.49	0.79	22.28	0.169	2.000	Pass
			RB8#0	20.75	0.79	21.54	0.143	2.000	Pass
			RB8#4	20.82	0.79	21.61	0.145	2.000	Pass
			RB8#7	20.74	0.79	21.53	0.142	2.000	Pass
			RB15#0	20.74	0.79	21.53	0.142	2.000	Pass
5 MHz	LCH	QPSK	RB1#0	23.52	0.79	24.31	0.270	2.000	Pass
			RB1#13	23.69	0.79	24.48	0.281	2.000	Pass
			RB1#24	23.61	0.79	24.40	0.275	2.000	Pass
			RB12#0	22.56	0.79	23.35	0.216	2.000	Pass
			RB12#6	22.67	0.79	23.46	0.222	2.000	Pass
			RB12#13	22.59	0.79	23.38	0.218	2.000	Pass
			RB25#0	22.58	0.79	23.37	0.217	2.000	Pass
		16-QAM	RB1#0	22.4	0.79	23.19	0.208	2.000	Pass
			RB1#13	22.58	0.79	23.37	0.217	2.000	Pass
			RB1#24	22.49	0.79	23.28	0.213	2.000	Pass
			RB12#0	21.67	0.79	22.46	0.176	2.000	Pass
			RB12#6	21.69	0.79	22.48	0.177	2.000	Pass
			RB12#13	21.64	0.79	22.43	0.175	2.000	Pass
			RB25#0	21.74	0.79	22.53	0.179	2.000	Pass
		64-QAM	RB1#0	21.59	0.79	22.38	0.173	2.000	Pass
			RB1#13	21.75	0.79	22.54	0.179	2.000	Pass
			RB1#24	21.63	0.79	22.42	0.175	2.000	Pass
			RB12#0	20.65	0.79	21.44	0.139	2.000	Pass
			RB12#6	20.75	0.79	21.54	0.143	2.000	Pass
			RB12#13	20.67	0.79	21.46	0.140	2.000	Pass
			RB25#0	20.76	0.79	21.55	0.143	2.000	Pass

Test BW	Test Channel	Test Mode	Test RB (Size#Offset)	Conducted Output AV Power (dBm)	Antenna Gain (dBi)	EIRP (dBm)	EIRP (W)	Limit (W)	Verdict
LTE Band 2									
	MCH	QPSK	RB1#0	23.58	0.79	24.37	0.274	2.000	Pass
			RB1#13	23.76	0.79	24.55	0.285	2.000	Pass
			RB1#24	23.59	0.79	24.38	0.274	2.000	Pass
			RB12#0	22.61	0.79	23.40	0.219	2.000	Pass
			RB12#6	22.64	0.79	23.43	0.220	2.000	Pass
			RB12#13	22.66	0.79	23.45	0.221	2.000	Pass
			RB25#0	22.62	0.79	23.41	0.219	2.000	Pass
		16-QAM	RB1#0	22.88	0.79	23.67	0.233	2.000	Pass
			RB1#13	23.04	0.79	23.83	0.242	2.000	Pass
			RB1#24	22.92	0.79	23.71	0.235	2.000	Pass
			RB12#0	21.67	0.79	22.46	0.176	2.000	Pass
			RB12#6	21.76	0.79	22.55	0.180	2.000	Pass
			RB12#13	21.74	0.79	22.53	0.179	2.000	Pass
			RB25#0	21.72	0.79	22.51	0.178	2.000	Pass
		64-QAM	RB1#0	21.81	0.79	22.60	0.182	2.000	Pass
			RB1#13	21.96	0.79	22.75	0.188	2.000	Pass
			RB1#24	21.85	0.79	22.64	0.184	2.000	Pass
			RB12#0	20.68	0.79	21.47	0.140	2.000	Pass
			RB12#6	20.78	0.79	21.57	0.144	2.000	Pass
			RB12#13	20.71	0.79	21.50	0.141	2.000	Pass
			RB25#0	20.79	0.79	21.58	0.144	2.000	Pass
	HCH	QPSK	RB1#0	23.63	0.79	24.42	0.277	2.000	Pass
			RB1#13	23.81	0.79	24.60	0.288	2.000	Pass
			RB1#24	23.72	0.79	24.51	0.282	2.000	Pass
			RB12#0	22.69	0.79	23.48	0.223	2.000	Pass
			RB12#6	22.76	0.79	23.55	0.226	2.000	Pass
			RB12#13	22.7	0.79	23.49	0.223	2.000	Pass
			RB25#0	22.71	0.79	23.50	0.224	2.000	Pass
		16-QAM	RB1#0	22.7	0.79	23.49	0.223	2.000	Pass
			RB1#13	22.89	0.79	23.68	0.233	2.000	Pass
			RB1#24	22.76	0.79	23.55	0.226	2.000	Pass
			RB12#0	21.67	0.79	22.46	0.176	2.000	Pass
			RB12#6	21.8	0.79	22.59	0.182	2.000	Pass
			RB12#13	21.75	0.79	22.54	0.179	2.000	Pass
			RB25#0	21.87	0.79	22.66	0.185	2.000	Pass
		64-QAM	RB1#0	21.96	0.79	22.75	0.188	2.000	Pass
			RB1#13	22.05	0.79	22.84	0.192	2.000	Pass
			RB1#24	21.95	0.79	22.74	0.188	2.000	Pass

Test BW	Test Channel	Test Mode	Test RB (Size#Offset)	Conducted Output AV Power (dBm)	Antenna Gain (dBi)	EIRP (dBm)	EIRP (W)	Limit (W)	Verdict
LTE Band 2									
			RB12#0	20.87	0.79	21.66	0.147	2.000	Pass
			RB12#6	20.96	0.79	21.75	0.150	2.000	Pass
			RB12#13	20.94	0.79	21.73	0.149	2.000	Pass
			RB25#0	20.82	0.79	21.61	0.145	2.000	Pass
10 MHz	LCH	QPSK	RB1#0	23.59	0.79	24.38	0.274	2.000	Pass
			RB1#25	23.74	0.79	24.53	0.284	2.000	Pass
			RB1#49	23.68	0.79	24.47	0.280	2.000	Pass
			RB25#0	22.65	0.79	23.44	0.221	2.000	Pass
			RB25#13	22.69	0.79	23.48	0.223	2.000	Pass
			RB25#25	22.67	0.79	23.46	0.222	2.000	Pass
			RB50#0	22.68	0.79	23.47	0.222	2.000	Pass
		16-QAM	RB1#0	23.1	0.79	23.89	0.245	2.000	Pass
			RB1#25	23.24	0.79	24.03	0.253	2.000	Pass
			RB1#49	23.25	0.79	24.04	0.254	2.000	Pass
			RB25#0	21.79	0.79	22.58	0.181	2.000	Pass
			RB25#13	21.85	0.79	22.64	0.184	2.000	Pass
			RB25#25	21.78	0.79	22.57	0.181	2.000	Pass
			RB50#0	21.74	0.79	22.53	0.179	2.000	Pass
		64-QAM	RB1#0	21.91	0.79	22.70	0.186	2.000	Pass
			RB1#25	22.04	0.79	22.83	0.192	2.000	Pass
			RB1#49	22.02	0.79	22.81	0.191	2.000	Pass
			RB25#0	20.82	0.79	21.61	0.145	2.000	Pass
			RB25#13	20.91	0.79	21.70	0.148	2.000	Pass
			RB25#25	20.81	0.79	21.60	0.145	2.000	Pass
			RB50#0	20.78	0.79	21.57	0.144	2.000	Pass
	MCH	QPSK	RB1#0	23.66	0.79	24.45	0.279	2.000	Pass
			RB1#25	23.73	0.79	24.52	0.283	2.000	Pass
			RB1#49	23.69	0.79	24.48	0.281	2.000	Pass
			RB25#0	22.58	0.79	23.37	0.217	2.000	Pass
			RB25#13	22.7	0.79	23.49	0.223	2.000	Pass
			RB25#25	22.66	0.79	23.45	0.221	2.000	Pass
			RB50#0	22.62	0.79	23.41	0.219	2.000	Pass
		16-QAM	RB1#0	22.76	0.79	23.55	0.226	2.000	Pass
			RB1#25	22.86	0.79	23.65	0.232	2.000	Pass
			RB1#49	22.79	0.79	23.58	0.228	2.000	Pass
			RB25#0	21.71	0.79	22.50	0.178	2.000	Pass
			RB25#13	21.8	0.79	22.59	0.182	2.000	Pass
			RB25#25	21.81	0.79	22.60	0.182	2.000	Pass

Test BW	Test Channel	Test Mode	Test RB (Size#Offset)	Conducted Output AV Power (dBm)	Antenna Gain (dBi)	EIRP (dBm)	EIRP (W)	Limit (W)	Verdict
LTE Band 2									
			RB50#0	21.73	0.79	22.52	0.179	2.000	Pass
		64-QAM	RB1#0	21.86	0.79	22.65	0.184	2.000	Pass
			RB1#25	21.93	0.79	22.72	0.187	2.000	Pass
			RB1#49	21.84	0.79	22.63	0.183	2.000	Pass
			RB25#0	20.74	0.79	21.53	0.142	2.000	Pass
			RB25#13	20.89	0.79	21.68	0.147	2.000	Pass
			RB25#25	20.86	0.79	21.65	0.146	2.000	Pass
			RB50#0	20.75	0.79	21.54	0.143	2.000	Pass
	HCH	QPSK	RB1#0	23.74	0.79	24.53	0.284	2.000	Pass
			RB1#25	23.83	0.79	24.62	0.290	2.000	Pass
			RB1#49	23.76	0.79	24.55	0.285	2.000	Pass
			RB25#0	22.63	0.79	23.42	0.220	2.000	Pass
			RB25#13	22.79	0.79	23.58	0.228	2.000	Pass
			RB25#25	22.79	0.79	23.58	0.228	2.000	Pass
			RB50#0	22.8	0.79	23.59	0.229	2.000	Pass
		16-QAM	RB1#0	22.75	0.79	23.54	0.226	2.000	Pass
			RB1#25	22.84	0.79	23.63	0.231	2.000	Pass
			RB1#49	22.76	0.79	23.55	0.226	2.000	Pass
			RB25#0	21.85	0.79	22.64	0.184	2.000	Pass
			RB25#13	21.97	0.79	22.76	0.189	2.000	Pass
			RB25#25	21.98	0.79	22.77	0.189	2.000	Pass
			RB50#0	21.86	0.79	22.65	0.184	2.000	Pass
		64-QAM	RB1#0	21.71	0.79	22.50	0.178	2.000	Pass
			RB1#25	21.76	0.79	22.55	0.180	2.000	Pass
			RB1#49	21.72	0.79	22.51	0.178	2.000	Pass
			RB25#0	20.85	0.79	21.64	0.146	2.000	Pass
			RB25#13	21.01	0.79	21.80	0.151	2.000	Pass
			RB25#25	21	0.79	21.79	0.151	2.000	Pass
			RB50#0	20.88	0.79	21.67	0.147	2.000	Pass
15 MHz	LCH	QPSK	RB1#0	23.54	0.79	24.33	0.271	2.000	Pass
			RB1#38	23.71	0.79	24.50	0.282	2.000	Pass
			RB1#74	23.68	0.79	24.47	0.280	2.000	Pass
			RB36#0	22.72	0.79	23.51	0.224	2.000	Pass
			RB36#19	22.75	0.79	23.54	0.226	2.000	Pass
			RB36#39	22.74	0.79	23.53	0.225	2.000	Pass
			RB75#0	22.79	0.79	23.58	0.228	2.000	Pass
		16-QAM	RB1#0	23.03	0.79	23.82	0.241	2.000	Pass
			RB1#38	23.29	0.79	24.08	0.256	2.000	Pass

Test BW	Test Channel	Test Mode	Test RB (Size#Offset)	Conducted Output AV Power (dBm)	Antenna Gain (dBi)	EIRP (dBm)	EIRP (W)	Limit (W)	Verdict
LTE Band 2									
			RB1#74	23.28	0.79	24.07	0.255	2.000	Pass
			RB36#0	21.79	0.79	22.58	0.181	2.000	Pass
			RB36#19	21.8	0.79	22.59	0.182	2.000	Pass
			RB36#39	21.81	0.79	22.60	0.182	2.000	Pass
			RB75#0	21.83	0.79	22.62	0.183	2.000	Pass
		64-QAM	RB1#0	21.85	0.79	22.64	0.184	2.000	Pass
			RB1#38	22.08	0.79	22.87	0.194	2.000	Pass
			RB1#74	22.06	0.79	22.85	0.193	2.000	Pass
			RB36#0	20.8	0.79	21.59	0.144	2.000	Pass
			RB36#19	20.84	0.79	21.63	0.146	2.000	Pass
			RB36#39	20.84	0.79	21.63	0.146	2.000	Pass
			RB75#0	20.82	0.79	21.61	0.145	2.000	Pass
	MCH	QPSK	RB1#0	23.6	0.79	24.39	0.275	2.000	Pass
			RB1#38	23.73	0.79	24.52	0.283	2.000	Pass
			RB1#74	23.66	0.79	24.45	0.279	2.000	Pass
			RB36#0	22.56	0.79	23.35	0.216	2.000	Pass
			RB36#19	22.72	0.79	23.51	0.224	2.000	Pass
			RB36#39	22.63	0.79	23.42	0.220	2.000	Pass
			RB75#0	22.64	0.79	23.43	0.220	2.000	Pass
		16-QAM	RB1#0	22.73	0.79	23.52	0.225	2.000	Pass
			RB1#38	22.86	0.79	23.65	0.232	2.000	Pass
			RB1#74	22.8	0.79	23.59	0.229	2.000	Pass
			RB36#0	21.64	0.79	22.43	0.175	2.000	Pass
			RB36#19	21.78	0.79	22.57	0.181	2.000	Pass
			RB36#39	21.73	0.79	22.52	0.179	2.000	Pass
			RB75#0	21.71	0.79	22.50	0.178	2.000	Pass
		64-QAM	RB1#0	21.8	0.79	22.59	0.182	2.000	Pass
			RB1#38	21.89	0.79	22.68	0.185	2.000	Pass
			RB1#74	21.8	0.79	22.59	0.182	2.000	Pass
			RB36#0	20.69	0.79	21.48	0.141	2.000	Pass
			RB36#19	20.81	0.79	21.60	0.145	2.000	Pass
			RB36#39	20.77	0.79	21.56	0.143	2.000	Pass
			RB75#0	20.71	0.79	21.50	0.141	2.000	Pass
	HCH	QPSK	RB1#0	23.68	0.79	24.47	0.280	2.000	Pass
			RB1#38	23.78	0.79	24.57	0.286	2.000	Pass
			RB1#74	23.75	0.79	24.54	0.284	2.000	Pass
			RB36#0	22.68	0.79	23.47	0.222	2.000	Pass
			RB36#19	22.77	0.79	23.56	0.227	2.000	Pass

Test BW	Test Channel	Test Mode	Test RB (Size#Offset)	Conducted Output AV Power (dBm)	Antenna Gain (dBi)	EIRP (dBm)	EIRP (W)	Limit (W)	Verdict
LTE Band 2									
			RB36#39	22.81	0.79	23.60	0.229	2.000	Pass
			RB75#0	22.78	0.79	23.57	0.228	2.000	Pass
		16-QAM	RB1#0	23.09	0.79	23.88	0.244	2.000	Pass
			RB1#38	23.27	0.79	24.06	0.255	2.000	Pass
			RB1#74	23.13	0.79	23.92	0.247	2.000	Pass
			RB36#0	21.76	0.79	22.55	0.180	2.000	Pass
			RB36#19	21.81	0.79	22.60	0.182	2.000	Pass
			RB36#39	21.86	0.79	22.65	0.184	2.000	Pass
			RB75#0	21.81	0.79	22.60	0.182	2.000	Pass
		64-QAM	RB1#0	22.14	0.79	22.93	0.196	2.000	Pass
			RB1#38	22.27	0.79	23.06	0.202	2.000	Pass
			RB1#74	22.16	0.79	22.95	0.197	2.000	Pass
			RB36#0	20.7	0.79	21.49	0.141	2.000	Pass
			RB36#19	20.81	0.79	21.60	0.145	2.000	Pass
			RB36#39	20.82	0.79	21.61	0.145	2.000	Pass
			RB75#0	20.86	0.79	21.65	0.146	2.000	Pass
20 MHz	LCH	QPSK	RB1#0	23.44	0.79	24.23	0.265	2.000	Pass
			RB1#50	23.85	0.79	24.64	0.291	2.000	Pass
			RB1#99	23.7	0.79	24.49	0.281	2.000	Pass
			RB50#0	22.79	0.79	23.58	0.228	2.000	Pass
			RB50#25	22.82	0.79	23.61	0.230	2.000	Pass
			RB50#50	22.88	0.79	23.67	0.233	2.000	Pass
			RB100#0	22.83	0.79	23.62	0.230	2.000	Pass
		16-QAM	RB1#0	22.73	0.79	23.52	0.225	2.000	Pass
			RB1#50	23.12	0.79	23.91	0.246	2.000	Pass
			RB1#99	23	0.79	23.79	0.239	2.000	Pass
			RB50#0	21.85	0.79	22.64	0.184	2.000	Pass
			RB50#25	21.85	0.79	22.64	0.184	2.000	Pass
			RB50#50	21.95	0.79	22.74	0.188	2.000	Pass
			RB100#0	21.91	0.79	22.70	0.186	2.000	Pass
		64-QAM	RB1#0	21.69	0.79	22.48	0.177	2.000	Pass
			RB1#50	22.05	0.79	22.84	0.192	2.000	Pass
			RB1#99	21.92	0.79	22.71	0.187	2.000	Pass
			RB50#0	20.92	0.79	21.71	0.148	2.000	Pass
			RB50#25	20.95	0.79	21.74	0.149	2.000	Pass
			RB50#50	21.06	0.79	21.85	0.153	2.000	Pass
			RB100#0	20.94	0.79	21.73	0.149	2.000	Pass
	MCH	QPSK	RB1#0	23.54	0.79	24.33	0.271	2.000	Pass

Test BW	Test Channel	Test Mode	Test RB (Size#Offset)	Conducted Output AV Power (dBm)	Antenna Gain (dBi)	EIRP (dBm)	EIRP (W)	Limit (W)	Verdict
LTE Band 2									
			RB1#50	23.81	0.79	24.60	0.288	2.000	Pass
			RB1#99	23.67	0.79	24.46	0.279	2.000	Pass
			RB50#0	22.5	0.79	23.29	0.213	2.000	Pass
			RB50#25	22.74	0.79	23.53	0.225	2.000	Pass
			RB50#50	22.62	0.79	23.41	0.219	2.000	Pass
			RB100#0	22.55	0.79	23.34	0.216	2.000	Pass
		16-QAM	RB1#0	22.75	0.79	23.54	0.226	2.000	Pass
			RB1#50	22.98	0.79	23.77	0.238	2.000	Pass
			RB1#99	22.84	0.79	23.63	0.231	2.000	Pass
			RB50#0	21.57	0.79	22.36	0.172	2.000	Pass
			RB50#25	21.8	0.79	22.59	0.182	2.000	Pass
			RB50#50	21.64	0.79	22.43	0.175	2.000	Pass
			RB100#0	21.63	0.79	22.42	0.175	2.000	Pass
		64-QAM	RB1#0	21.92	0.79	22.71	0.187	2.000	Pass
			RB1#50	22.14	0.79	22.93	0.196	2.000	Pass
			RB1#99	21.98	0.79	22.77	0.189	2.000	Pass
			RB50#0	20.6	0.79	21.39	0.138	2.000	Pass
			RB50#25	20.84	0.79	21.63	0.146	2.000	Pass
			RB50#50	20.71	0.79	21.50	0.141	2.000	Pass
			RB100#0	20.64	0.79	21.43	0.139	2.000	Pass
	HCH	QPSK	RB1#0	23.52	0.79	24.31	0.270	2.000	Pass
			RB1#50	23.82	0.79	24.61	0.289	2.000	Pass
			RB1#99	23.61	0.79	24.40	0.275	2.000	Pass
			RB50#0	22.76	0.79	23.55	0.226	2.000	Pass
			RB50#25	22.85	0.79	23.64	0.231	2.000	Pass
			RB50#50	22.87	0.79	23.66	0.232	2.000	Pass
			RB100#0	22.8	0.79	23.59	0.229	2.000	Pass
		16-QAM	RB1#0	23.13	0.79	23.92	0.247	2.000	Pass
			RB1#50	23.4	0.79	24.19	0.262	2.000	Pass
			RB1#99	23.17	0.79	23.96	0.249	2.000	Pass
			RB50#0	21.82	0.79	22.61	0.182	2.000	Pass
			RB50#25	21.89	0.79	22.68	0.185	2.000	Pass
			RB50#50	21.97	0.79	22.76	0.189	2.000	Pass
			RB100#0	21.9	0.79	22.69	0.186	2.000	Pass
		64-QAM	RB1#0	21.56	0.79	22.35	0.172	2.000	Pass
			RB1#50	21.82	0.79	22.61	0.182	2.000	Pass
			RB1#99	21.63	0.79	22.42	0.175	2.000	Pass
			RB50#0	20.89	0.79	21.68	0.147	2.000	Pass

Test BW	Test Channel	Test Mode	Test RB (Size#Offset)	Conducted Output AV Power (dBm)	Antenna Gain (dBi)	EIRP (dBm)	EIRP (W)	Limit (W)	Verdict
LTE Band 2									
			RB50#25	20.93	0.79	21.72	0.149	2.000	Pass
			RB50#50	21.01	0.79	21.80	0.151	2.000	Pass
			RB100#0	20.92	0.79	21.71	0.148	2.000	Pass

Test BW	Test Channel	Test Mode	Test RB (Size#Offset)	Conducted Output AV Power (dBm)	Antenna Gain (dBi)	EIRP (dBm)	EIRP (W)	Limit (W)	Verdict
LTE Band 4									
1.4 MHz	LCH	QPSK	RB1#0	23.4	3.85	27.25	0.531	1.000	Pass
			RB1#3	23.41	3.85	27.26	0.532	1.000	Pass
			RB1#5	23.4	3.85	27.25	0.531	1.000	Pass
			RB3#0	23.54	3.85	27.39	0.548	1.000	Pass
			RB3#2	23.56	3.85	27.41	0.551	1.000	Pass
			RB3#3	23.52	3.85	27.37	0.546	1.000	Pass
			RB6#0	22.56	3.85	26.41	0.438	1.000	Pass
		16-QAM	RB1#0	22.36	3.85	26.21	0.418	1.000	Pass
			RB1#3	22.4	3.85	26.25	0.422	1.000	Pass
			RB1#5	22.37	3.85	26.22	0.419	1.000	Pass
			RB3#0	22.65	3.85	26.50	0.447	1.000	Pass
			RB3#2	22.68	3.85	26.53	0.450	1.000	Pass
			RB3#3	22.7	3.85	26.55	0.452	1.000	Pass
			RB6#0	21.66	3.85	25.51	0.356	1.000	Pass
		64-QAM	RB1#0	21.89	3.85	25.74	0.375	1.000	Pass
			RB1#3	21.97	3.85	25.82	0.382	1.000	Pass
			RB1#5	21.89	3.85	25.74	0.375	1.000	Pass
			RB3#0	21.83	3.85	25.68	0.370	1.000	Pass
			RB3#2	21.87	3.85	25.72	0.373	1.000	Pass
			RB3#3	21.84	3.85	25.69	0.371	1.000	Pass
			RB6#0	20.68	3.85	24.53	0.284	1.000	Pass
	MCH	QPSK	RB1#0	23.36	3.85	27.21	0.526	1.000	Pass
			RB1#3	23.41	3.85	27.26	0.532	1.000	Pass
			RB1#5	23.41	3.85	27.26	0.532	1.000	Pass
			RB3#0	23.5	3.85	27.35	0.543	1.000	Pass
			RB3#2	23.54	3.85	27.39	0.548	1.000	Pass
			RB3#3	23.51	3.85	27.36	0.545	1.000	Pass
			RB6#0	22.53	3.85	26.38	0.435	1.000	Pass
		16-QAM	RB1#0	22.5	3.85	26.35	0.432	1.000	Pass
			RB1#3	22.55	3.85	26.40	0.437	1.000	Pass
			RB1#5	22.5	3.85	26.35	0.432	1.000	Pass
			RB3#0	22.47	3.85	26.32	0.429	1.000	Pass
			RB3#2	22.52	3.85	26.37	0.434	1.000	Pass
			RB3#3	22.5	3.85	26.35	0.432	1.000	Pass
			RB6#0	21.66	3.85	25.51	0.356	1.000	Pass
		64-QAM	RB1#0	21.65	3.85	25.50	0.355	1.000	Pass
			RB1#3	21.73	3.85	25.58	0.361	1.000	Pass

Test BW	Test Channel	Test Mode	Test RB (Size#Offset)	Conducted Output AV Power (dBm)	Antenna Gain (dBi)	EIRP (dBm)	EIRP (W)	Limit (W)	Verdict
LTE Band 4									
			RB1#5	21.61	3.85	25.46	0.352	1.000	Pass
			RB3#0	21.85	3.85	25.70	0.372	1.000	Pass
			RB3#2	21.86	3.85	25.71	0.372	1.000	Pass
			RB3#3	21.86	3.85	25.71	0.372	1.000	Pass
			RB6#0	20.9	3.85	24.75	0.299	1.000	Pass
	HCH	QPSK	RB1#0	23.39	3.85	27.24	0.530	1.000	Pass
			RB1#3	23.5	3.85	27.35	0.543	1.000	Pass
			RB1#5	23.42	3.85	27.27	0.533	1.000	Pass
			RB3#0	23.58	3.85	27.43	0.553	1.000	Pass
			RB3#2	23.63	3.85	27.48	0.560	1.000	Pass
			RB3#3	23.65	3.85	27.50	0.562	1.000	Pass
			RB6#0	22.62	3.85	26.47	0.444	1.000	Pass
		16-QAM	RB1#0	22.52	3.85	26.37	0.434	1.000	Pass
			RB1#3	22.54	3.85	26.39	0.436	1.000	Pass
			RB1#5	22.52	3.85	26.37	0.434	1.000	Pass
			RB3#0	22.72	3.85	26.57	0.454	1.000	Pass
			RB3#2	22.74	3.85	26.59	0.456	1.000	Pass
			RB3#3	22.72	3.85	26.57	0.454	1.000	Pass
			RB6#0	21.65	3.85	25.50	0.355	1.000	Pass
		64-QAM	RB1#0	21.59	3.85	25.44	0.350	1.000	Pass
			RB1#3	21.59	3.85	25.44	0.350	1.000	Pass
			RB1#5	21.63	3.85	25.48	0.353	1.000	Pass
			RB3#0	21.75	3.85	25.60	0.363	1.000	Pass
			RB3#2	21.78	3.85	25.63	0.366	1.000	Pass
			RB3#3	21.78	3.85	25.63	0.366	1.000	Pass
			RB6#0	20.8	3.85	24.65	0.292	1.000	Pass
3 MHz	LCH	QPSK	RB1#0	23.27	3.85	27.12	0.515	1.000	Pass
			RB1#7	23.36	3.85	27.21	0.526	1.000	Pass
			RB1#14	23.26	3.85	27.11	0.514	1.000	Pass
			RB8#0	22.49	3.85	26.34	0.431	1.000	Pass
			RB8#4	22.57	3.85	26.42	0.439	1.000	Pass
			RB8#7	22.48	3.85	26.33	0.430	1.000	Pass
			RB15#0	22.5	3.85	26.35	0.432	1.000	Pass
		16-QAM	RB1#0	22.81	3.85	26.66	0.463	1.000	Pass
			RB1#7	22.91	3.85	26.76	0.474	1.000	Pass
			RB1#14	22.74	3.85	26.59	0.456	1.000	Pass
			RB8#0	21.69	3.85	25.54	0.358	1.000	Pass
			RB8#4	21.78	3.85	25.63	0.366	1.000	Pass

Test BW	Test Channel	Test Mode	Test RB (Size#Offset)	Conducted Output AV Power (dBm)	Antenna Gain (dBi)	EIRP (dBm)	EIRP (W)	Limit (W)	Verdict
LTE Band 4									
			RB8#7	21.69	3.85	25.54	0.358	1.000	Pass
			RB15#0	21.59	3.85	25.44	0.350	1.000	Pass
		64-QAM	RB1#0	21.67	3.85	25.52	0.356	1.000	Pass
			RB1#7	21.81	3.85	25.66	0.368	1.000	Pass
			RB1#14	21.62	3.85	25.47	0.352	1.000	Pass
			RB8#0	20.7	3.85	24.55	0.285	1.000	Pass
			RB8#4	20.76	3.85	24.61	0.289	1.000	Pass
			RB8#7	20.71	3.85	24.56	0.286	1.000	Pass
			RB15#0	20.55	3.85	24.40	0.275	1.000	Pass
	MCH	QPSK	RB1#0	23.2	3.85	27.05	0.507	1.000	Pass
			RB1#7	23.39	3.85	27.24	0.530	1.000	Pass
			RB1#14	23.23	3.85	27.08	0.511	1.000	Pass
			RB8#0	22.45	3.85	26.30	0.427	1.000	Pass
			RB8#4	22.55	3.85	26.40	0.437	1.000	Pass
			RB8#7	22.48	3.85	26.33	0.430	1.000	Pass
			RB15#0	22.48	3.85	26.33	0.430	1.000	Pass
		16-QAM	RB1#0	22.37	3.85	26.22	0.419	1.000	Pass
			RB1#7	22.56	3.85	26.41	0.438	1.000	Pass
			RB1#14	22.41	3.85	26.26	0.423	1.000	Pass
			RB8#0	21.5	3.85	25.35	0.343	1.000	Pass
			RB8#4	21.59	3.85	25.44	0.350	1.000	Pass
			RB8#7	21.53	3.85	25.38	0.345	1.000	Pass
			RB15#0	21.5	3.85	25.35	0.343	1.000	Pass
		64-QAM	RB1#0	21.55	3.85	25.40	0.347	1.000	Pass
			RB1#7	21.64	3.85	25.49	0.354	1.000	Pass
			RB1#14	21.49	3.85	25.34	0.342	1.000	Pass
			RB8#0	20.47	3.85	24.32	0.270	1.000	Pass
			RB8#4	20.58	3.85	24.43	0.277	1.000	Pass
			RB8#7	20.47	3.85	24.32	0.270	1.000	Pass
			RB15#0	20.7	3.85	24.55	0.285	1.000	Pass
	HCH	QPSK	RB1#0	23.31	3.85	27.16	0.520	1.000	Pass
			RB1#7	23.46	3.85	27.31	0.538	1.000	Pass
			RB1#14	23.27	3.85	27.12	0.515	1.000	Pass
			RB8#0	22.57	3.85	26.42	0.439	1.000	Pass
			RB8#4	22.59	3.85	26.44	0.441	1.000	Pass
			RB8#7	22.52	3.85	26.37	0.434	1.000	Pass
			RB15#0	22.52	3.85	26.37	0.434	1.000	Pass
		16-QAM	RB1#0	22.38	3.85	26.23	0.420	1.000	Pass

Test BW	Test Channel	Test Mode	Test RB (Size#Offset)	Conducted Output AV Power (dBm)	Antenna Gain (dBi)	EIRP (dBm)	EIRP (W)	Limit (W)	Verdict
LTE Band 4									
			RB1#7	22.5	3.85	26.35	0.432	1.000	Pass
			RB1#14	22.39	3.85	26.24	0.421	1.000	Pass
			RB8#0	21.73	3.85	25.58	0.361	1.000	Pass
			RB8#4	21.76	3.85	25.61	0.364	1.000	Pass
			RB8#7	21.68	3.85	25.53	0.357	1.000	Pass
			RB15#0	21.67	3.85	25.52	0.356	1.000	Pass
		64-QAM	RB1#0	21.46	3.85	25.31	0.340	1.000	Pass
			RB1#7	21.58	3.85	25.43	0.349	1.000	Pass
			RB1#14	21.43	3.85	25.28	0.337	1.000	Pass
			RB8#0	20.67	3.85	24.52	0.283	1.000	Pass
			RB8#4	20.73	3.85	24.58	0.287	1.000	Pass
			RB8#7	20.62	3.85	24.47	0.280	1.000	Pass
			RB15#0	20.66	3.85	24.51	0.282	1.000	Pass
5 MHz	LCH	QPSK	RB1#0	23.46	3.85	27.31	0.538	1.000	Pass
			RB1#13	23.62	3.85	27.47	0.558	1.000	Pass
			RB1#24	23.48	3.85	27.33	0.541	1.000	Pass
			RB12#0	22.5	3.85	26.35	0.432	1.000	Pass
			RB12#6	22.59	3.85	26.44	0.441	1.000	Pass
			RB12#13	22.54	3.85	26.39	0.436	1.000	Pass
			RB25#0	22.56	3.85	26.41	0.438	1.000	Pass
		16-QAM	RB1#0	22.34	3.85	26.19	0.416	1.000	Pass
			RB1#13	22.49	3.85	26.34	0.431	1.000	Pass
			RB1#24	22.37	3.85	26.22	0.419	1.000	Pass
			RB12#0	21.57	3.85	25.42	0.348	1.000	Pass
			RB12#6	21.62	3.85	25.47	0.352	1.000	Pass
			RB12#13	21.6	3.85	25.45	0.351	1.000	Pass
			RB25#0	21.7	3.85	25.55	0.359	1.000	Pass
		64-QAM	RB1#0	21.56	3.85	25.41	0.348	1.000	Pass
			RB1#13	21.68	3.85	25.53	0.357	1.000	Pass
			RB1#24	21.56	3.85	25.41	0.348	1.000	Pass
			RB12#0	20.56	3.85	24.41	0.276	1.000	Pass
			RB12#6	20.66	3.85	24.51	0.282	1.000	Pass
			RB12#13	20.57	3.85	24.42	0.277	1.000	Pass
			RB25#0	20.69	3.85	24.54	0.284	1.000	Pass
	MCH	QPSK	RB1#0	23.47	3.85	27.32	0.540	1.000	Pass
			RB1#13	23.65	3.85	27.50	0.562	1.000	Pass
			RB1#24	23.53	3.85	27.38	0.547	1.000	Pass
			RB12#0	22.48	3.85	26.33	0.430	1.000	Pass

Test BW	Test Channel	Test Mode	Test RB (Size#Offset)	Conducted Output AV Power (dBm)	Antenna Gain (dBi)	EIRP (dBm)	EIRP (W)	Limit (W)	Verdict
LTE Band 4									
			RB12#6	22.53	3.85	26.38	0.435	1.000	Pass
			RB12#13	22.59	3.85	26.44	0.441	1.000	Pass
			RB25#0	22.57	3.85	26.42	0.439	1.000	Pass
		16-QAM	RB1#0	22.78	3.85	26.63	0.460	1.000	Pass
			RB1#13	22.93	3.85	26.78	0.476	1.000	Pass
			RB1#24	22.81	3.85	26.66	0.463	1.000	Pass
			RB12#0	21.58	3.85	25.43	0.349	1.000	Pass
			RB12#6	21.65	3.85	25.50	0.355	1.000	Pass
			RB12#13	21.69	3.85	25.54	0.358	1.000	Pass
			RB25#0	21.69	3.85	25.54	0.358	1.000	Pass
		64-QAM	RB1#0	21.72	3.85	25.57	0.361	1.000	Pass
			RB1#13	21.87	3.85	25.72	0.373	1.000	Pass
			RB1#24	21.76	3.85	25.61	0.364	1.000	Pass
			RB12#0	20.57	3.85	24.42	0.277	1.000	Pass
			RB12#6	20.7	3.85	24.55	0.285	1.000	Pass
			RB12#13	20.67	3.85	24.52	0.283	1.000	Pass
			RB25#0	20.73	3.85	24.58	0.287	1.000	Pass
	HCH	QPSK	RB1#0	23.54	3.85	27.39	0.548	1.000	Pass
			RB1#13	23.71	3.85	27.56	0.570	1.000	Pass
			RB1#24	23.58	3.85	27.43	0.553	1.000	Pass
			RB12#0	22.61	3.85	26.46	0.443	1.000	Pass
			RB12#6	22.7	3.85	26.55	0.452	1.000	Pass
			RB12#13	22.61	3.85	26.46	0.443	1.000	Pass
			RB25#0	22.64	3.85	26.49	0.446	1.000	Pass
		16-QAM	RB1#0	22.63	3.85	26.48	0.445	1.000	Pass
			RB1#13	22.82	3.85	26.67	0.465	1.000	Pass
			RB1#24	22.72	3.85	26.57	0.454	1.000	Pass
			RB12#0	21.65	3.85	25.50	0.355	1.000	Pass
			RB12#6	21.71	3.85	25.56	0.360	1.000	Pass
			RB12#13	21.66	3.85	25.51	0.356	1.000	Pass
			RB25#0	21.82	3.85	25.67	0.369	1.000	Pass
		64-QAM	RB1#0	21.92	3.85	25.77	0.378	1.000	Pass
			RB1#13	22.05	3.85	25.90	0.389	1.000	Pass
			RB1#24	21.96	3.85	25.81	0.381	1.000	Pass
			RB12#0	20.79	3.85	24.64	0.291	1.000	Pass
			RB12#6	20.87	3.85	24.72	0.296	1.000	Pass
			RB12#13	20.8	3.85	24.65	0.292	1.000	Pass
			RB25#0	20.74	3.85	24.59	0.288	1.000	Pass

Test BW	Test Channel	Test Mode	Test RB (Size#Offset)	Conducted Output AV Power (dBm)	Antenna Gain (dBi)	EIRP (dBm)	EIRP (W)	Limit (W)	Verdict
LTE Band 4									
10 MHz	LCH	QPSK	RB1#0	23.58	3.85	27.43	0.553	1.000	Pass
			RB1#25	23.57	3.85	27.42	0.552	1.000	Pass
			RB1#49	23.48	3.85	27.33	0.541	1.000	Pass
			RB25#0	22.51	3.85	26.36	0.433	1.000	Pass
			RB25#13	22.6	3.85	26.45	0.442	1.000	Pass
			RB25#25	22.55	3.85	26.40	0.437	1.000	Pass
			RB50#0	22.53	3.85	26.38	0.435	1.000	Pass
		16-QAM	RB1#0	23.03	3.85	26.88	0.488	1.000	Pass
			RB1#25	23.16	3.85	27.01	0.502	1.000	Pass
			RB1#49	23.13	3.85	26.98	0.499	1.000	Pass
			RB25#0	21.64	3.85	25.49	0.354	1.000	Pass
			RB25#13	21.74	3.85	25.59	0.362	1.000	Pass
			RB25#25	21.69	3.85	25.54	0.358	1.000	Pass
			RB50#0	21.63	3.85	25.48	0.353	1.000	Pass
		64-QAM	RB1#0	21.82	3.85	25.67	0.369	1.000	Pass
			RB1#25	21.93	3.85	25.78	0.378	1.000	Pass
			RB1#49	21.86	3.85	25.71	0.372	1.000	Pass
			RB25#0	20.66	3.85	24.51	0.282	1.000	Pass
			RB25#13	20.79	3.85	24.64	0.291	1.000	Pass
			RB25#25	20.69	3.85	24.54	0.284	1.000	Pass
			RB50#0	20.67	3.85	24.52	0.283	1.000	Pass
	MCH	QPSK	RB1#0	23.52	3.85	27.37	0.546	1.000	Pass
			RB1#25	23.64	3.85	27.49	0.561	1.000	Pass
			RB1#49	23.62	3.85	27.47	0.558	1.000	Pass
			RB25#0	22.44	3.85	26.29	0.426	1.000	Pass
			RB25#13	22.63	3.85	26.48	0.445	1.000	Pass
			RB25#25	22.66	3.85	26.51	0.448	1.000	Pass
			RB50#0	22.57	3.85	26.42	0.439	1.000	Pass
		16-QAM	RB1#0	22.66	3.85	26.51	0.448	1.000	Pass
			RB1#25	22.78	3.85	26.63	0.460	1.000	Pass
			RB1#49	22.73	3.85	26.58	0.455	1.000	Pass
			RB25#0	21.58	3.85	25.43	0.349	1.000	Pass
			RB25#13	21.71	3.85	25.56	0.360	1.000	Pass
			RB25#25	21.74	3.85	25.59	0.362	1.000	Pass
			RB50#0	21.68	3.85	25.53	0.357	1.000	Pass
		64-QAM	RB1#0	21.69	3.85	25.54	0.358	1.000	Pass
			RB1#25	21.82	3.85	25.67	0.369	1.000	Pass
			RB1#49	21.73	3.85	25.58	0.361	1.000	Pass

Test BW	Test Channel	Test Mode	Test RB (Size#Offset)	Conducted Output AV Power (dBm)	Antenna Gain (dBi)	EIRP (dBm)	EIRP (W)	Limit (W)	Verdict
LTE Band 4									
			RB25#0	20.65	3.85	24.50	0.282	1.000	Pass
			RB25#13	20.85	3.85	24.70	0.295	1.000	Pass
			RB25#25	20.85	3.85	24.70	0.295	1.000	Pass
			RB50#0	20.7	3.85	24.55	0.285	1.000	Pass
	HCH	QPSK	RB1#0	23.6	3.85	27.45	0.556	1.000	Pass
			RB1#25	23.73	3.85	27.58	0.573	1.000	Pass
			RB1#49	23.63	3.85	27.48	0.560	1.000	Pass
			RB25#0	22.63	3.85	26.48	0.445	1.000	Pass
			RB25#13	22.66	3.85	26.51	0.448	1.000	Pass
			RB25#25	22.62	3.85	26.47	0.444	1.000	Pass
			RB50#0	22.64	3.85	26.49	0.446	1.000	Pass
		16-QAM	RB1#0	22.64	3.85	26.49	0.446	1.000	Pass
			RB1#25	22.76	3.85	26.61	0.458	1.000	Pass
			RB1#49	22.73	3.85	26.58	0.455	1.000	Pass
			RB25#0	21.84	3.85	25.69	0.371	1.000	Pass
			RB25#13	21.87	3.85	25.72	0.373	1.000	Pass
			RB25#25	21.8	3.85	25.65	0.367	1.000	Pass
			RB50#0	21.77	3.85	25.62	0.365	1.000	Pass
		64-QAM	RB1#0	21.57	3.85	25.42	0.348	1.000	Pass
			RB1#25	21.71	3.85	25.56	0.360	1.000	Pass
			RB1#49	21.63	3.85	25.48	0.353	1.000	Pass
			RB25#0	20.86	3.85	24.71	0.296	1.000	Pass
			RB25#13	20.91	3.85	24.76	0.299	1.000	Pass
			RB25#25	20.78	3.85	24.63	0.290	1.000	Pass
			RB50#0	20.79	3.85	24.64	0.291	1.000	Pass
15 MHz	LCH	QPSK	RB1#0	23.47	3.85	27.32	0.540	1.000	Pass
			RB1#38	23.54	3.85	27.39	0.548	1.000	Pass
			RB1#74	23.43	3.85	27.28	0.535	1.000	Pass
			RB36#0	22.53	3.85	26.38	0.435	1.000	Pass
			RB36#19	22.53	3.85	26.38	0.435	1.000	Pass
			RB36#39	22.52	3.85	26.37	0.434	1.000	Pass
			RB75#0	22.53	3.85	26.38	0.435	1.000	Pass
		16-QAM	RB1#0	22.96	3.85	26.81	0.480	1.000	Pass
			RB1#38	23.18	3.85	27.03	0.505	1.000	Pass
			RB1#74	23.13	3.85	26.98	0.499	1.000	Pass
			RB36#0	21.61	3.85	25.46	0.352	1.000	Pass
			RB36#19	21.63	3.85	25.48	0.353	1.000	Pass
			RB36#39	21.6	3.85	25.45	0.351	1.000	Pass

Test BW	Test Channel	Test Mode	Test RB (Size#Offset)	Conducted Output AV Power (dBm)	Antenna Gain (dBi)	EIRP (dBm)	EIRP (W)	Limit (W)	Verdict
LTE Band 4									
			RB75#0	21.63	3.85	25.48	0.353	1.000	Pass
		64-QAM	RB1#0	21.78	3.85	25.63	0.366	1.000	Pass
			RB1#38	21.91	3.85	25.76	0.377	1.000	Pass
			RB1#74	21.83	3.85	25.68	0.370	1.000	Pass
			RB36#0	20.64	3.85	24.49	0.281	1.000	Pass
			RB36#19	20.67	3.85	24.52	0.283	1.000	Pass
			RB36#39	20.65	3.85	24.50	0.282	1.000	Pass
			RB75#0	20.64	3.85	24.49	0.281	1.000	Pass
	MCH	QPSK	RB1#0	23.46	3.85	27.31	0.538	1.000	Pass
			RB1#38	23.64	3.85	27.49	0.561	1.000	Pass
			RB1#74	23.6	3.85	27.45	0.556	1.000	Pass
			RB36#0	22.45	3.85	26.30	0.427	1.000	Pass
			RB36#19	22.61	3.85	26.46	0.443	1.000	Pass
			RB36#39	22.65	3.85	26.50	0.447	1.000	Pass
			RB75#0	22.6	3.85	26.45	0.442	1.000	Pass
		16-QAM	RB1#0	22.6	3.85	26.45	0.442	1.000	Pass
			RB1#38	22.78	3.85	26.63	0.460	1.000	Pass
			RB1#74	22.69	3.85	26.54	0.451	1.000	Pass
			RB36#0	21.56	3.85	25.41	0.348	1.000	Pass
			RB36#19	21.66	3.85	25.51	0.356	1.000	Pass
			RB36#39	21.73	3.85	25.58	0.361	1.000	Pass
			RB75#0	21.67	3.85	25.52	0.356	1.000	Pass
		64-QAM	RB1#0	21.67	3.85	25.52	0.356	1.000	Pass
			RB1#38	21.78	3.85	25.63	0.366	1.000	Pass
			RB1#74	21.73	3.85	25.58	0.361	1.000	Pass
			RB36#0	20.6	3.85	24.45	0.279	1.000	Pass
			RB36#19	20.72	3.85	24.57	0.286	1.000	Pass
			RB36#39	20.75	3.85	24.60	0.288	1.000	Pass
			RB75#0	20.65	3.85	24.50	0.282	1.000	Pass
	HCH	QPSK	RB1#0	23.55	3.85	27.40	0.550	1.000	Pass
			RB1#38	23.72	3.85	27.57	0.571	1.000	Pass
			RB1#74	23.62	3.85	27.47	0.558	1.000	Pass
			RB36#0	22.68	3.85	26.53	0.450	1.000	Pass
			RB36#19	22.66	3.85	26.51	0.448	1.000	Pass
			RB36#39	22.59	3.85	26.44	0.441	1.000	Pass
			RB75#0	22.66	3.85	26.51	0.448	1.000	Pass
		16-QAM	RB1#0	22.89	3.85	26.74	0.472	1.000	Pass
			RB1#38	23.15	3.85	27.00	0.501	1.000	Pass

Test BW	Test Channel	Test Mode	Test RB (Size#Offset)	Conducted Output AV Power (dBm)	Antenna Gain (dBi)	EIRP (dBm)	EIRP (W)	Limit (W)	Verdict
LTE Band 4									
			RB1#74	23.08	3.85	26.93	0.493	1.000	Pass
			RB36#0	21.71	3.85	25.56	0.360	1.000	Pass
			RB36#19	21.75	3.85	25.60	0.363	1.000	Pass
			RB36#39	21.65	3.85	25.50	0.355	1.000	Pass
			RB75#0	21.67	3.85	25.52	0.356	1.000	Pass
		64-QAM	RB1#0	21.95	3.85	25.80	0.380	1.000	Pass
			RB1#38	22.18	3.85	26.03	0.401	1.000	Pass
			RB1#74	22.14	3.85	25.99	0.397	1.000	Pass
			RB36#0	20.63	3.85	24.48	0.281	1.000	Pass
			RB36#19	20.68	3.85	24.53	0.284	1.000	Pass
			RB36#39	20.62	3.85	24.47	0.280	1.000	Pass
			RB75#0	20.71	3.85	24.56	0.286	1.000	Pass
20 MHz	LCH	QPSK	RB1#0	23.39	3.85	27.24	0.530	1.000	Pass
			RB1#50	23.59	3.85	27.44	0.555	1.000	Pass
			RB1#99	23.5	3.85	27.35	0.543	1.000	Pass
			RB50#0	22.55	3.85	26.40	0.437	1.000	Pass
			RB50#25	22.6	3.85	26.45	0.442	1.000	Pass
			RB50#50	22.59	3.85	26.44	0.441	1.000	Pass
			RB100#0	22.57	3.85	26.42	0.439	1.000	Pass
		16-QAM	RB1#0	22.65	3.85	26.50	0.447	1.000	Pass
			RB1#50	22.96	3.85	26.81	0.480	1.000	Pass
			RB1#99	22.81	3.85	26.66	0.463	1.000	Pass
			RB50#0	21.61	3.85	25.46	0.352	1.000	Pass
			RB50#25	21.67	3.85	25.52	0.356	1.000	Pass
			RB50#50	21.69	3.85	25.54	0.358	1.000	Pass
			RB100#0	21.68	3.85	25.53	0.357	1.000	Pass
		64-QAM	RB1#0	21.61	3.85	25.46	0.352	1.000	Pass
			RB1#50	21.91	3.85	25.76	0.377	1.000	Pass
			RB1#99	21.78	3.85	25.63	0.366	1.000	Pass
			RB50#0	20.69	3.85	24.54	0.284	1.000	Pass
			RB50#25	20.74	3.85	24.59	0.288	1.000	Pass
			RB50#50	20.76	3.85	24.61	0.289	1.000	Pass
			RB100#0	20.68	3.85	24.53	0.284	1.000	Pass
	MCH	QPSK	RB1#0	23.37	3.85	27.22	0.527	1.000	Pass
			RB1#50	23.7	3.85	27.55	0.569	1.000	Pass
			RB1#99	23.58	3.85	27.43	0.553	1.000	Pass
			RB50#0	22.44	3.85	26.29	0.426	1.000	Pass
			RB50#25	22.62	3.85	26.47	0.444	1.000	Pass

Test BW	Test Channel	Test Mode	Test RB (Size#Offset)	Conducted Output AV Power (dBm)	Antenna Gain (dBi)	EIRP (dBm)	EIRP (W)	Limit (W)	Verdict
LTE Band 4									
			RB50#50	22.69	3.85	26.54	0.451	1.000	Pass
			RB100#0	22.57	3.85	26.42	0.439	1.000	Pass
		16-QAM	RB1#0	22.6	3.85	26.45	0.442	1.000	Pass
			RB1#50	22.88	3.85	26.73	0.471	1.000	Pass
			RB1#99	22.74	3.85	26.59	0.456	1.000	Pass
			RB50#0	21.5	3.85	25.35	0.343	1.000	Pass
			RB50#25	21.72	3.85	25.57	0.361	1.000	Pass
			RB50#50	21.77	3.85	25.62	0.365	1.000	Pass
			RB100#0	21.68	3.85	25.53	0.357	1.000	Pass
		64-QAM	RB1#0	21.71	3.85	25.56	0.360	1.000	Pass
			RB1#50	22.02	3.85	25.87	0.386	1.000	Pass
			RB1#99	21.91	3.85	25.76	0.377	1.000	Pass
			RB50#0	20.57	3.85	24.42	0.277	1.000	Pass
			RB50#25	20.75	3.85	24.60	0.288	1.000	Pass
			RB50#50	20.79	3.85	24.64	0.291	1.000	Pass
			RB100#0	20.65	3.85	24.50	0.282	1.000	Pass
	HCH	QPSK	RB1#0	23.37	3.85	27.22	0.527	1.000	Pass
			RB1#50	23.68	3.85	27.53	0.566	1.000	Pass
			RB1#99	23.52	3.85	27.37	0.546	1.000	Pass
			RB50#0	22.57	3.85	26.42	0.439	1.000	Pass
			RB50#25	22.72	3.85	26.57	0.454	1.000	Pass
			RB50#50	22.57	3.85	26.42	0.439	1.000	Pass
			RB100#0	22.6	3.85	26.45	0.442	1.000	Pass
		16-QAM	RB1#0	22.95	3.85	26.80	0.479	1.000	Pass
			RB1#50	23.22	3.85	27.07	0.509	1.000	Pass
			RB1#99	23.11	3.85	26.96	0.497	1.000	Pass
			RB50#0	21.62	3.85	25.47	0.352	1.000	Pass
			RB50#25	21.77	3.85	25.62	0.365	1.000	Pass
			RB50#50	21.65	3.85	25.50	0.355	1.000	Pass
			RB100#0	21.66	3.85	25.51	0.356	1.000	Pass
		64-QAM	RB1#0	21.34	3.85	25.19	0.330	1.000	Pass
			RB1#50	21.69	3.85	25.54	0.358	1.000	Pass
			RB1#99	21.55	3.85	25.40	0.347	1.000	Pass
			RB50#0	20.67	3.85	24.52	0.283	1.000	Pass
			RB50#25	20.84	3.85	24.69	0.294	1.000	Pass
			RB50#50	20.68	3.85	24.53	0.284	1.000	Pass
			RB100#0	20.67	3.85	24.52	0.283	1.000	Pass

Test BW	Test Channel	Test Mode	Test RB (Size#Offset)	Conducted Output AV Power (dBm)	Antenna Gain (dBi)	Antenna Gain (dBd)	ERP (dBm)	ERP (W)	Limit (W)	Verdict
LTE Band 5										
1.4 MHz	LCH	QPSK	RB1#0	23.08	-2.33	-4.48	18.60	0.072	7.000	Pass
			RB1#3	23.13	-2.33	-4.48	18.65	0.073	7.000	Pass
			RB1#5	23.1	-2.33	-4.48	18.62	0.073	7.000	Pass
			RB3#0	23.19	-2.33	-4.48	18.71	0.074	7.000	Pass
			RB3#2	23.22	-2.33	-4.48	18.74	0.075	7.000	Pass
			RB3#3	23.2	-2.33	-4.48	18.72	0.074	7.000	Pass
			RB6#0	22.24	-2.33	-4.48	17.76	0.060	7.000	Pass
		16-QAM	RB1#0	22.08	-2.33	-4.48	17.60	0.058	7.000	Pass
			RB1#3	22.13	-2.33	-4.48	17.65	0.058	7.000	Pass
			RB1#5	22.09	-2.33	-4.48	17.61	0.058	7.000	Pass
			RB3#0	22.36	-2.33	-4.48	17.88	0.061	7.000	Pass
			RB3#2	22.39	-2.33	-4.48	17.91	0.062	7.000	Pass
			RB3#3	22.41	-2.33	-4.48	17.93	0.062	7.000	Pass
			RB6#0	21.34	-2.33	-4.48	16.86	0.049	7.000	Pass
		64-QAM	RB1#0	21.65	-2.33	-4.48	17.17	0.052	7.000	Pass
			RB1#3	21.72	-2.33	-4.48	17.24	0.053	7.000	Pass
			RB1#5	21.68	-2.33	-4.48	17.20	0.052	7.000	Pass
			RB3#0	21.47	-2.33	-4.48	16.99	0.050	7.000	Pass
			RB3#2	21.5	-2.33	-4.48	17.02	0.050	7.000	Pass
			RB3#3	21.53	-2.33	-4.48	17.05	0.051	7.000	Pass
			RB6#0	20.37	-2.33	-4.48	15.89	0.039	7.000	Pass
	MCH	QPSK	RB1#0	22.97	-2.33	-4.48	18.49	0.071	7.000	Pass
			RB1#3	23.01	-2.33	-4.48	18.53	0.071	7.000	Pass
			RB1#5	23	-2.33	-4.48	18.52	0.071	7.000	Pass
			RB3#0	23.1	-2.33	-4.48	18.62	0.073	7.000	Pass
			RB3#2	23.11	-2.33	-4.48	18.63	0.073	7.000	Pass
			RB3#3	23.1	-2.33	-4.48	18.62	0.073	7.000	Pass
			RB6#0	22.16	-2.33	-4.48	17.68	0.059	7.000	Pass
		16-QAM	RB1#0	22.08	-2.33	-4.48	17.60	0.058	7.000	Pass
			RB1#3	22.16	-2.33	-4.48	17.68	0.059	7.000	Pass
			RB1#5	22.07	-2.33	-4.48	17.59	0.057	7.000	Pass
			RB3#0	22.09	-2.33	-4.48	17.61	0.058	7.000	Pass
			RB3#2	22.06	-2.33	-4.48	17.58	0.057	7.000	Pass
			RB3#3	22.07	-2.33	-4.48	17.59	0.057	7.000	Pass
			RB6#0	21.17	-2.33	-4.48	16.69	0.047	7.000	Pass
		64-QAM	RB1#0	21.2	-2.33	-4.48	16.72	0.047	7.000	Pass
			RB1#3	21.29	-2.33	-4.48	16.81	0.048	7.000	Pass

Test BW	Test Channel	Test Mode	Test RB (Size#Offset)	Conducted Output AV Power (dBm)	Antenna Gain (dBi)	Antenna Gain (dBd)	ERP (dBm)	ERP (W)	Limit (W)	Verdict
LTE Band 5										
			RB1#5	21.13	-2.33	-4.48	16.65	0.046	7.000	Pass
			RB3#0	21.37	-2.33	-4.48	16.89	0.049	7.000	Pass
			RB3#2	21.4	-2.33	-4.48	16.92	0.049	7.000	Pass
			RB3#3	21.39	-2.33	-4.48	16.91	0.049	7.000	Pass
			RB6#0	20.39	-2.33	-4.48	15.91	0.039	7.000	Pass
	HCH	QPSK	RB1#0	22.91	-2.33	-4.48	18.43	0.070	7.000	Pass
			RB1#3	22.98	-2.33	-4.48	18.50	0.071	7.000	Pass
			RB1#5	22.91	-2.33	-4.48	18.43	0.070	7.000	Pass
			RB3#0	23.06	-2.33	-4.48	18.58	0.072	7.000	Pass
			RB3#2	23.06	-2.33	-4.48	18.58	0.072	7.000	Pass
			RB3#3	23.07	-2.33	-4.48	18.59	0.072	7.000	Pass
			RB6#0	22.1	-2.33	-4.48	17.62	0.058	7.000	Pass
		16-QAM	RB1#0	21.93	-2.33	-4.48	17.45	0.056	7.000	Pass
			RB1#3	21.99	-2.33	-4.48	17.51	0.056	7.000	Pass
			RB1#5	21.96	-2.33	-4.48	17.48	0.056	7.000	Pass
			RB3#0	22.14	-2.33	-4.48	17.66	0.058	7.000	Pass
			RB3#2	22.16	-2.33	-4.48	17.68	0.059	7.000	Pass
			RB3#3	22.14	-2.33	-4.48	17.66	0.058	7.000	Pass
			RB6#0	21.07	-2.33	-4.48	16.59	0.046	7.000	Pass
		64-QAM	RB1#0	20.94	-2.33	-4.48	16.46	0.044	7.000	Pass
			RB1#3	21.01	-2.33	-4.48	16.53	0.045	7.000	Pass
			RB1#5	20.96	-2.33	-4.48	16.48	0.044	7.000	Pass
			RB3#0	21.09	-2.33	-4.48	16.61	0.046	7.000	Pass
			RB3#2	21.12	-2.33	-4.48	16.64	0.046	7.000	Pass
			RB3#3	21.13	-2.33	-4.48	16.65	0.046	7.000	Pass
			RB6#0	20.2	-2.33	-4.48	15.72	0.037	7.000	Pass
3 MHz	LCH	QPSK	RB1#0	22.92	-2.33	-4.48	18.44	0.070	7.000	Pass
			RB1#7	23.08	-2.33	-4.48	18.60	0.072	7.000	Pass
			RB1#14	22.92	-2.33	-4.48	18.44	0.070	7.000	Pass
			RB8#0	22.2	-2.33	-4.48	17.72	0.059	7.000	Pass
			RB8#4	22.25	-2.33	-4.48	17.77	0.060	7.000	Pass
			RB8#7	22.18	-2.33	-4.48	17.70	0.059	7.000	Pass
			RB15#0	22.18	-2.33	-4.48	17.70	0.059	7.000	Pass
		16-QAM	RB1#0	22.55	-2.33	-4.48	18.07	0.064	7.000	Pass
			RB1#7	22.7	-2.33	-4.48	18.22	0.066	7.000	Pass
			RB1#14	22.53	-2.33	-4.48	18.05	0.064	7.000	Pass
			RB8#0	21.34	-2.33	-4.48	16.86	0.049	7.000	Pass
			RB8#4	21.41	-2.33	-4.48	16.93	0.049	7.000	Pass

Test BW	Test Channel	Test Mode	Test RB (Size#Offset)	Conducted Output AV Power (dBm)	Antenna Gain (dBi)	Antenna Gain (dBd)	ERP (dBm)	ERP (W)	Limit (W)	Verdict
LTE Band 5										
			RB8#7	21.37	-2.33	-4.48	16.89	0.049	7.000	Pass
			RB15#0	21.2	-2.33	-4.48	16.72	0.047	7.000	Pass
		64-QAM	RB1#0	21.27	-2.33	-4.48	16.79	0.048	7.000	Pass
			RB1#7	21.48	-2.33	-4.48	17.00	0.050	7.000	Pass
			RB1#14	21.28	-2.33	-4.48	16.80	0.048	7.000	Pass
			RB8#0	20.35	-2.33	-4.48	15.87	0.039	7.000	Pass
			RB8#4	20.4	-2.33	-4.48	15.92	0.039	7.000	Pass
			RB8#7	20.29	-2.33	-4.48	15.81	0.038	7.000	Pass
			RB15#0	20.2	-2.33	-4.48	15.72	0.037	7.000	Pass
	MCH	QPSK	RB1#0	22.84	-2.33	-4.48	18.36	0.069	7.000	Pass
			RB1#7	22.99	-2.33	-4.48	18.51	0.071	7.000	Pass
			RB1#14	22.84	-2.33	-4.48	18.36	0.069	7.000	Pass
			RB8#0	22.05	-2.33	-4.48	17.57	0.057	7.000	Pass
			RB8#4	22.14	-2.33	-4.48	17.66	0.058	7.000	Pass
			RB8#7	22.03	-2.33	-4.48	17.55	0.057	7.000	Pass
			RB15#0	22.01	-2.33	-4.48	17.53	0.057	7.000	Pass
		16-QAM	RB1#0	22.01	-2.33	-4.48	17.53	0.057	7.000	Pass
			RB1#7	22.11	-2.33	-4.48	17.63	0.058	7.000	Pass
			RB1#14	21.97	-2.33	-4.48	17.49	0.056	7.000	Pass
			RB8#0	21.02	-2.33	-4.48	16.54	0.045	7.000	Pass
			RB8#4	21.1	-2.33	-4.48	16.62	0.046	7.000	Pass
			RB8#7	20.99	-2.33	-4.48	16.51	0.045	7.000	Pass
			RB15#0	20.98	-2.33	-4.48	16.50	0.045	7.000	Pass
		64-QAM	RB1#0	21.04	-2.33	-4.48	16.56	0.045	7.000	Pass
			RB1#7	21.23	-2.33	-4.48	16.75	0.047	7.000	Pass
			RB1#14	21	-2.33	-4.48	16.52	0.045	7.000	Pass
			RB8#0	19.98	-2.33	-4.48	15.50	0.035	7.000	Pass
			RB8#4	20.07	-2.33	-4.48	15.59	0.036	7.000	Pass
			RB8#7	19.96	-2.33	-4.48	15.48	0.035	7.000	Pass
			RB15#0	20.2	-2.33	-4.48	15.72	0.037	7.000	Pass
	HCH	QPSK	RB1#0	22.77	-2.33	-4.48	18.29	0.067	7.000	Pass
			RB1#7	22.96	-2.33	-4.48	18.48	0.070	7.000	Pass
			RB1#14	22.81	-2.33	-4.48	18.33	0.068	7.000	Pass
			RB8#0	22.05	-2.33	-4.48	17.57	0.057	7.000	Pass
			RB8#4	22.09	-2.33	-4.48	17.61	0.058	7.000	Pass
			RB8#7	21.99	-2.33	-4.48	17.51	0.056	7.000	Pass
			RB15#0	21.97	-2.33	-4.48	17.49	0.056	7.000	Pass
		16-QAM	RB1#0	21.8	-2.33	-4.48	17.32	0.054	7.000	Pass

Test BW	Test Channel	Test Mode	Test RB (Size#Offset)	Conducted Output AV Power (dBm)	Antenna Gain (dBi)	Antenna Gain (dBd)	ERP (dBm)	ERP (W)	Limit (W)	Verdict
LTE Band 5										
			RB1#7	21.98	-2.33	-4.48	17.50	0.056	7.000	Pass
			RB1#14	21.82	-2.33	-4.48	17.34	0.054	7.000	Pass
			RB8#0	21.11	-2.33	-4.48	16.63	0.046	7.000	Pass
			RB8#4	21.15	-2.33	-4.48	16.67	0.046	7.000	Pass
			RB8#7	21.06	-2.33	-4.48	16.58	0.045	7.000	Pass
			RB15#0	21.02	-2.33	-4.48	16.54	0.045	7.000	Pass
		64-QAM	RB1#0	20.84	-2.33	-4.48	16.36	0.043	7.000	Pass
			RB1#7	21	-2.33	-4.48	16.52	0.045	7.000	Pass
			RB1#14	20.81	-2.33	-4.48	16.33	0.043	7.000	Pass
			RB8#0	20.07	-2.33	-4.48	15.59	0.036	7.000	Pass
			RB8#4	20.1	-2.33	-4.48	15.62	0.036	7.000	Pass
			RB8#7	20.02	-2.33	-4.48	15.54	0.036	7.000	Pass
			RB15#0	20.01	-2.33	-4.48	15.53	0.036	7.000	Pass
5 MHz	LCH	QPSK	RB1#0	23.17	-2.33	-4.48	18.69	0.074	7.000	Pass
			RB1#13	23.37	-2.33	-4.48	18.89	0.077	7.000	Pass
			RB1#24	23.2	-2.33	-4.48	18.72	0.074	7.000	Pass
			RB12#0	22.21	-2.33	-4.48	17.73	0.059	7.000	Pass
			RB12#6	22.27	-2.33	-4.48	17.79	0.060	7.000	Pass
			RB12#13	22.21	-2.33	-4.48	17.73	0.059	7.000	Pass
			RB25#0	22.26	-2.33	-4.48	17.78	0.060	7.000	Pass
		16-QAM	RB1#0	22.16	-2.33	-4.48	17.68	0.059	7.000	Pass
			RB1#13	22.29	-2.33	-4.48	17.81	0.060	7.000	Pass
			RB1#24	22.11	-2.33	-4.48	17.63	0.058	7.000	Pass
			RB12#0	21.2	-2.33	-4.48	16.72	0.047	7.000	Pass
			RB12#6	21.29	-2.33	-4.48	16.81	0.048	7.000	Pass
			RB12#13	21.24	-2.33	-4.48	16.76	0.047	7.000	Pass
			RB25#0	21.36	-2.33	-4.48	16.88	0.049	7.000	Pass
		64-QAM	RB1#0	21.18	-2.33	-4.48	16.70	0.047	7.000	Pass
			RB1#13	21.38	-2.33	-4.48	16.90	0.049	7.000	Pass
			RB1#24	21.23	-2.33	-4.48	16.75	0.047	7.000	Pass
			RB12#0	20.2	-2.33	-4.48	15.72	0.037	7.000	Pass
			RB12#6	20.23	-2.33	-4.48	15.75	0.038	7.000	Pass
			RB12#13	20.18	-2.33	-4.48	15.70	0.037	7.000	Pass
			RB25#0	20.32	-2.33	-4.48	15.84	0.038	7.000	Pass
	MCH	QPSK	RB1#0	23.13	-2.33	-4.48	18.65	0.073	7.000	Pass
			RB1#13	23.27	-2.33	-4.48	18.79	0.076	7.000	Pass
			RB1#24	23.07	-2.33	-4.48	18.59	0.072	7.000	Pass
			RB12#0	22.08	-2.33	-4.48	17.60	0.058	7.000	Pass

Test BW	Test Channel	Test Mode	Test RB (Size#Offset)	Conducted Output AV Power (dBm)	Antenna Gain (dBi)	Antenna Gain (dBd)	ERP (dBm)	ERP (W)	Limit (W)	Verdict
LTE Band 5										
			RB12#6	22.14	-2.33	-4.48	17.66	0.058	7.000	Pass
			RB12#13	22.13	-2.33	-4.48	17.65	0.058	7.000	Pass
			RB25#0	22.08	-2.33	-4.48	17.60	0.058	7.000	Pass
		16-QAM	RB1#0	22.41	-2.33	-4.48	17.93	0.062	7.000	Pass
			RB1#13	22.54	-2.33	-4.48	18.06	0.064	7.000	Pass
			RB1#24	22.38	-2.33	-4.48	17.90	0.062	7.000	Pass
			RB12#0	21.07	-2.33	-4.48	16.59	0.046	7.000	Pass
			RB12#6	21.2	-2.33	-4.48	16.72	0.047	7.000	Pass
			RB12#13	21.13	-2.33	-4.48	16.65	0.046	7.000	Pass
			RB25#0	21.13	-2.33	-4.48	16.65	0.046	7.000	Pass
		64-QAM	RB1#0	21.24	-2.33	-4.48	16.76	0.047	7.000	Pass
			RB1#13	21.42	-2.33	-4.48	16.94	0.049	7.000	Pass
			RB1#24	21.26	-2.33	-4.48	16.78	0.048	7.000	Pass
			RB12#0	20.06	-2.33	-4.48	15.58	0.036	7.000	Pass
			RB12#6	20.14	-2.33	-4.48	15.66	0.037	7.000	Pass
			RB12#13	20.14	-2.33	-4.48	15.66	0.037	7.000	Pass
			RB25#0	20.18	-2.33	-4.48	15.70	0.037	7.000	Pass
	HCH	QPSK	RB1#0	23.02	-2.33	-4.48	18.54	0.071	7.000	Pass
			RB1#13	23.16	-2.33	-4.48	18.68	0.074	7.000	Pass
			RB1#24	23.05	-2.33	-4.48	18.57	0.072	7.000	Pass
			RB12#0	22.04	-2.33	-4.48	17.56	0.057	7.000	Pass
			RB12#6	22.13	-2.33	-4.48	17.65	0.058	7.000	Pass
			RB12#13	22.04	-2.33	-4.48	17.56	0.057	7.000	Pass
			RB25#0	22.01	-2.33	-4.48	17.53	0.057	7.000	Pass
		16-QAM	RB1#0	22.08	-2.33	-4.48	17.60	0.058	7.000	Pass
			RB1#13	22.26	-2.33	-4.48	17.78	0.060	7.000	Pass
			RB1#24	22.13	-2.33	-4.48	17.65	0.058	7.000	Pass
			RB12#0	21.05	-2.33	-4.48	16.57	0.045	7.000	Pass
			RB12#6	21.09	-2.33	-4.48	16.61	0.046	7.000	Pass
			RB12#13	20.99	-2.33	-4.48	16.51	0.045	7.000	Pass
			RB25#0	21.1	-2.33	-4.48	16.62	0.046	7.000	Pass
		64-QAM	RB1#0	21.25	-2.33	-4.48	16.77	0.048	7.000	Pass
			RB1#13	21.37	-2.33	-4.48	16.89	0.049	7.000	Pass
			RB1#24	21.26	-2.33	-4.48	16.78	0.048	7.000	Pass
			RB12#0	20.18	-2.33	-4.48	15.70	0.037	7.000	Pass
			RB12#6	20.26	-2.33	-4.48	15.78	0.038	7.000	Pass
			RB12#13	20.21	-2.33	-4.48	15.73	0.037	7.000	Pass
			RB25#0	20.09	-2.33	-4.48	15.61	0.036	7.000	Pass

Test BW	Test Channel	Test Mode	Test RB (Size#Offset)	Conducted Output AV Power (dBm)	Antenna Gain (dBi)	Antenna Gain (dBd)	ERP (dBm)	ERP (W)	Limit (W)	Verdict
LTE Band 5										
10 MHz	LCH	QPSK	RB1#0	23.22	-2.33	-4.48	18.74	0.075	7.000	Pass
			RB1#25	23.33	-2.33	-4.48	18.85	0.077	7.000	Pass
			RB1#49	23.26	-2.33	-4.48	18.78	0.076	7.000	Pass
			RB25#0	22.23	-2.33	-4.48	17.75	0.060	7.000	Pass
			RB25#13	22.35	-2.33	-4.48	17.87	0.061	7.000	Pass
			RB25#25	22.33	-2.33	-4.48	17.85	0.061	7.000	Pass
			RB50#0	22.31	-2.33	-4.48	17.83	0.061	7.000	Pass
		16-QAM	RB1#0	22.81	-2.33	-4.48	18.33	0.068	7.000	Pass
			RB1#25	22.93	-2.33	-4.48	18.45	0.070	7.000	Pass
			RB1#49	22.85	-2.33	-4.48	18.37	0.069	7.000	Pass
			RB25#0	21.37	-2.33	-4.48	16.89	0.049	7.000	Pass
			RB25#13	21.43	-2.33	-4.48	16.95	0.050	7.000	Pass
			RB25#25	21.41	-2.33	-4.48	16.93	0.049	7.000	Pass
			RB50#0	21.35	-2.33	-4.48	16.87	0.049	7.000	Pass
		64-QAM	RB1#0	21.46	-2.33	-4.48	16.98	0.050	7.000	Pass
			RB1#25	21.55	-2.33	-4.48	17.07	0.051	7.000	Pass
			RB1#49	21.53	-2.33	-4.48	17.05	0.051	7.000	Pass
			RB25#0	20.33	-2.33	-4.48	15.85	0.038	7.000	Pass
			RB25#13	20.4	-2.33	-4.48	15.92	0.039	7.000	Pass
			RB25#25	20.4	-2.33	-4.48	15.92	0.039	7.000	Pass
			RB50#0	20.37	-2.33	-4.48	15.89	0.039	7.000	Pass
	MCH	QPSK	RB1#0	23.2	-2.33	-4.48	18.72	0.074	7.000	Pass
			RB1#25	23.22	-2.33	-4.48	18.74	0.075	7.000	Pass
			RB1#49	23.11	-2.33	-4.48	18.63	0.073	7.000	Pass
			RB25#0	22.03	-2.33	-4.48	17.55	0.057	7.000	Pass
			RB25#13	22.18	-2.33	-4.48	17.70	0.059	7.000	Pass
			RB25#25	22.11	-2.33	-4.48	17.63	0.058	7.000	Pass
			RB50#0	22.1	-2.33	-4.48	17.62	0.058	7.000	Pass
		16-QAM	RB1#0	22.31	-2.33	-4.48	17.83	0.061	7.000	Pass
			RB1#25	22.36	-2.33	-4.48	17.88	0.061	7.000	Pass
			RB1#49	22.19	-2.33	-4.48	17.71	0.059	7.000	Pass
			RB25#0	21.1	-2.33	-4.48	16.62	0.046	7.000	Pass
			RB25#13	21.23	-2.33	-4.48	16.75	0.047	7.000	Pass
			RB25#25	21.19	-2.33	-4.48	16.71	0.047	7.000	Pass
			RB50#0	21.12	-2.33	-4.48	16.64	0.046	7.000	Pass
		64-QAM	RB1#0	21.31	-2.33	-4.48	16.83	0.048	7.000	Pass
			RB1#25	21.37	-2.33	-4.48	16.89	0.049	7.000	Pass
			RB1#49	21.25	-2.33	-4.48	16.77	0.048	7.000	Pass

Test BW	Test Channel	Test Mode	Test RB (Size#Offset)	Conducted Output AV Power (dBm)	Antenna Gain (dBi)	Antenna Gain (dBd)	ERP (dBm)	ERP (W)	Limit (W)	Verdict
LTE Band 5										
			RB25#0	20.16	-2.33	-4.48	15.68	0.037	7.000	Pass
			RB25#13	20.27	-2.33	-4.48	15.79	0.038	7.000	Pass
			RB25#25	20.24	-2.33	-4.48	15.76	0.038	7.000	Pass
			RB50#0	20.07	-2.33	-4.48	15.59	0.036	7.000	Pass
	HCH	QPSK	RB1#0	23.05	-2.33	-4.48	18.57	0.072	7.000	Pass
			RB1#25	23.16	-2.33	-4.48	18.68	0.074	7.000	Pass
			RB1#49	23.13	-2.33	-4.48	18.65	0.073	7.000	Pass
			RB25#0	22.1	-2.33	-4.48	17.62	0.058	7.000	Pass
			RB25#13	22.13	-2.33	-4.48	17.65	0.058	7.000	Pass
			RB25#25	22.11	-2.33	-4.48	17.63	0.058	7.000	Pass
			RB50#0	22.16	-2.33	-4.48	17.68	0.059	7.000	Pass
		16-QAM	RB1#0	22.07	-2.33	-4.48	17.59	0.057	7.000	Pass
			RB1#25	22.15	-2.33	-4.48	17.67	0.058	7.000	Pass
			RB1#49	22.11	-2.33	-4.48	17.63	0.058	7.000	Pass
			RB25#0	21.2	-2.33	-4.48	16.72	0.047	7.000	Pass
			RB25#13	21.27	-2.33	-4.48	16.79	0.048	7.000	Pass
			RB25#25	21.24	-2.33	-4.48	16.76	0.047	7.000	Pass
			RB50#0	21.16	-2.33	-4.48	16.68	0.047	7.000	Pass
		64-QAM	RB1#0	20.94	-2.33	-4.48	16.46	0.044	7.000	Pass
			RB1#25	21.04	-2.33	-4.48	16.56	0.045	7.000	Pass
			RB1#49	20.96	-2.33	-4.48	16.48	0.044	7.000	Pass
			RB25#0	20.23	-2.33	-4.48	15.75	0.038	7.000	Pass
			RB25#13	20.27	-2.33	-4.48	15.79	0.038	7.000	Pass
			RB25#25	20.3	-2.33	-4.48	15.82	0.038	7.000	Pass
			RB50#0	20.16	-2.33	-4.48	15.68	0.037	7.000	Pass

Test BW	Test Channel	Test Mode	Test RB (Size#Offset)	Conducted Output AV Power (dBm)	Antenna Gain (dBi)	EIRP (dBm)	EIRP (W)	Limit (W)	Verdict
LTE Band 7									
5 MHz	LCH	QPSK	RB1#0	23.23	1.87	25.10	0.324	2.000	Pass
			RB1#13	23.35	1.87	25.22	0.333	2.000	Pass
			RB1#24	23.21	1.87	25.08	0.322	2.000	Pass
			RB12#0	22.13	1.87	24.00	0.251	2.000	Pass
			RB12#6	22.27	1.87	24.14	0.259	2.000	Pass
			RB12#13	22.27	1.87	24.14	0.259	2.000	Pass
			RB25#0	22.25	1.87	24.12	0.258	2.000	Pass
		16-QAM	RB1#0	22.11	1.87	23.98	0.250	2.000	Pass
			RB1#13	22.23	1.87	24.10	0.257	2.000	Pass
			RB1#24	22.1	1.87	23.97	0.249	2.000	Pass
			RB12#0	21.13	1.87	23.00	0.200	2.000	Pass
			RB12#6	21.21	1.87	23.08	0.203	2.000	Pass
			RB12#13	21.23	1.87	23.10	0.204	2.000	Pass
			RB25#0	21.28	1.87	23.15	0.207	2.000	Pass
		64-QAM	RB1#0	21.17	1.87	23.04	0.201	2.000	Pass
			RB1#13	21.31	1.87	23.18	0.208	2.000	Pass
			RB1#24	21.17	1.87	23.04	0.201	2.000	Pass
			RB12#0	20.13	1.87	22.00	0.158	2.000	Pass
			RB12#6	20.22	1.87	22.09	0.162	2.000	Pass
			RB12#13	20.23	1.87	22.10	0.162	2.000	Pass
			RB25#0	20.3	1.87	22.17	0.165	2.000	Pass
	MCH	QPSK	RB1#0	23.21	1.87	25.08	0.322	2.000	Pass
			RB1#13	23.36	1.87	25.23	0.333	2.000	Pass
			RB1#24	23.23	1.87	25.10	0.324	2.000	Pass
			RB12#0	22.21	1.87	24.08	0.256	2.000	Pass
			RB12#6	22.29	1.87	24.16	0.261	2.000	Pass
			RB12#13	22.25	1.87	24.12	0.258	2.000	Pass
			RB25#0	22.24	1.87	24.11	0.258	2.000	Pass
		16-QAM	RB1#0	22.5	1.87	24.37	0.274	2.000	Pass
			RB1#13	22.63	1.87	24.50	0.282	2.000	Pass
			RB1#24	22.53	1.87	24.40	0.275	2.000	Pass
			RB12#0	21.21	1.87	23.08	0.203	2.000	Pass
			RB12#6	21.28	1.87	23.15	0.207	2.000	Pass
			RB12#13	21.24	1.87	23.11	0.205	2.000	Pass
			RB25#0	21.28	1.87	23.15	0.207	2.000	Pass
		64-QAM	RB1#0	21.33	1.87	23.20	0.209	2.000	Pass
			RB1#13	21.48	1.87	23.35	0.216	2.000	Pass

Test BW	Test Channel	Test Mode	Test RB (Size#Offset)	Conducted Output AV Power (dBm)	Antenna Gain (dBi)	EIRP (dBm)	EIRP (W)	Limit (W)	Verdict
LTE Band 7									
			RB1#24	21.42	1.87	23.29	0.213	2.000	Pass
			RB12#0	20.23	1.87	22.10	0.162	2.000	Pass
			RB12#6	20.28	1.87	22.15	0.164	2.000	Pass
			RB12#13	20.27	1.87	22.14	0.164	2.000	Pass
			RB25#0	20.33	1.87	22.20	0.166	2.000	Pass
	HCH	QPSK	RB1#0	23.28	1.87	25.15	0.327	2.000	Pass
			RB1#13	23.42	1.87	25.29	0.338	2.000	Pass
			RB1#24	23.32	1.87	25.19	0.330	2.000	Pass
			RB12#0	22.32	1.87	24.19	0.262	2.000	Pass
			RB12#6	22.36	1.87	24.23	0.265	2.000	Pass
			RB12#13	22.28	1.87	24.15	0.260	2.000	Pass
			RB25#0	22.32	1.87	24.19	0.262	2.000	Pass
		16-QAM	RB1#0	22.29	1.87	24.16	0.261	2.000	Pass
			RB1#13	22.45	1.87	24.32	0.270	2.000	Pass
			RB1#24	22.38	1.87	24.25	0.266	2.000	Pass
			RB12#0	21.27	1.87	23.14	0.206	2.000	Pass
			RB12#6	21.31	1.87	23.18	0.208	2.000	Pass
			RB12#13	21.25	1.87	23.12	0.205	2.000	Pass
			RB25#0	21.32	1.87	23.19	0.208	2.000	Pass
		64-QAM	RB1#0	21.42	1.87	23.29	0.213	2.000	Pass
			RB1#13	21.57	1.87	23.44	0.221	2.000	Pass
			RB1#24	21.5	1.87	23.37	0.217	2.000	Pass
			RB12#0	20.4	1.87	22.27	0.169	2.000	Pass
			RB12#6	20.44	1.87	22.31	0.170	2.000	Pass
			RB12#13	20.4	1.87	22.27	0.169	2.000	Pass
			RB25#0	20.37	1.87	22.24	0.167	2.000	Pass
10 MHz	LCH	QPSK	RB1#0	23.24	1.87	25.11	0.324	2.000	Pass
			RB1#25	23.32	1.87	25.19	0.330	2.000	Pass
			RB1#49	23.3	1.87	25.17	0.329	2.000	Pass
			RB25#0	22.13	1.87	24.00	0.251	2.000	Pass
			RB25#13	22.25	1.87	24.12	0.258	2.000	Pass
			RB25#25	22.28	1.87	24.15	0.260	2.000	Pass
			RB50#0	22.22	1.87	24.09	0.256	2.000	Pass
		16-QAM	RB1#0	22.8	1.87	24.67	0.293	2.000	Pass
			RB1#25	22.8	1.87	24.67	0.293	2.000	Pass
			RB1#49	22.82	1.87	24.69	0.294	2.000	Pass
			RB25#0	21.16	1.87	23.03	0.201	2.000	Pass
			RB25#13	21.3	1.87	23.17	0.207	2.000	Pass

Test BW	Test Channel	Test Mode	Test RB (Size#Offset)	Conducted Output AV Power (dBm)	Antenna Gain (dBi)	EIRP (dBm)	EIRP (W)	Limit (W)	Verdict
LTE Band 7									
			RB25#25	21.32	1.87	23.19	0.208	2.000	Pass
			RB50#0	21.21	1.87	23.08	0.203	2.000	Pass
		64-QAM	RB1#0	21.49	1.87	23.36	0.217	2.000	Pass
			RB1#25	21.5	1.87	23.37	0.217	2.000	Pass
			RB1#49	21.48	1.87	23.35	0.216	2.000	Pass
			RB25#0	20.18	1.87	22.05	0.160	2.000	Pass
			RB25#13	20.32	1.87	22.19	0.166	2.000	Pass
			RB25#25	20.34	1.87	22.21	0.166	2.000	Pass
			RB50#0	20.24	1.87	22.11	0.163	2.000	Pass
	MCH	QPSK	RB1#0	23.31	1.87	25.18	0.330	2.000	Pass
			RB1#25	23.35	1.87	25.22	0.333	2.000	Pass
			RB1#49	23.33	1.87	25.20	0.331	2.000	Pass
			RB25#0	22.23	1.87	24.10	0.257	2.000	Pass
			RB25#13	22.3	1.87	24.17	0.261	2.000	Pass
			RB25#25	22.33	1.87	24.20	0.263	2.000	Pass
			RB50#0	22.27	1.87	24.14	0.259	2.000	Pass
		16-QAM	RB1#0	22.37	1.87	24.24	0.265	2.000	Pass
			RB1#25	22.42	1.87	24.29	0.269	2.000	Pass
			RB1#49	22.42	1.87	24.29	0.269	2.000	Pass
			RB25#0	21.25	1.87	23.12	0.205	2.000	Pass
			RB25#13	21.31	1.87	23.18	0.208	2.000	Pass
			RB25#25	21.33	1.87	23.20	0.209	2.000	Pass
			RB50#0	21.26	1.87	23.13	0.206	2.000	Pass
		64-QAM	RB1#0	21.36	1.87	23.23	0.210	2.000	Pass
			RB1#25	21.42	1.87	23.29	0.213	2.000	Pass
			RB1#49	21.45	1.87	23.32	0.215	2.000	Pass
			RB25#0	20.31	1.87	22.18	0.165	2.000	Pass
			RB25#13	20.39	1.87	22.26	0.168	2.000	Pass
			RB25#25	20.42	1.87	22.29	0.169	2.000	Pass
			RB50#0	20.33	1.87	22.20	0.166	2.000	Pass
	HCH	QPSK	RB1#0	23.39	1.87	25.26	0.336	2.000	Pass
			RB1#25	23.4	1.87	25.27	0.337	2.000	Pass
			RB1#49	23.39	1.87	25.26	0.336	2.000	Pass
			RB25#0	22.34	1.87	24.21	0.264	2.000	Pass
			RB25#13	22.34	1.87	24.21	0.264	2.000	Pass
			RB25#25	22.31	1.87	24.18	0.262	2.000	Pass
			RB50#0	22.3	1.87	24.17	0.261	2.000	Pass
		16-QAM	RB1#0	22.32	1.87	24.19	0.262	2.000	Pass

Test BW	Test Channel	Test Mode	Test RB (Size#Offset)	Conducted Output AV Power (dBm)	Antenna Gain (dBi)	EIRP (dBm)	EIRP (W)	Limit (W)	Verdict
LTE Band 7									
			RB1#25	22.35	1.87	24.22	0.264	2.000	Pass
			RB1#49	22.38	1.87	24.25	0.266	2.000	Pass
			RB25#0	21.43	1.87	23.30	0.214	2.000	Pass
			RB25#13	21.41	1.87	23.28	0.213	2.000	Pass
			RB25#25	21.38	1.87	23.25	0.211	2.000	Pass
			RB50#0	21.3	1.87	23.17	0.207	2.000	Pass
		64-QAM	RB1#0	21.21	1.87	23.08	0.203	2.000	Pass
			RB1#25	21.23	1.87	23.10	0.204	2.000	Pass
			RB1#49	21.24	1.87	23.11	0.205	2.000	Pass
			RB25#0	20.41	1.87	22.28	0.169	2.000	Pass
			RB25#13	20.44	1.87	22.31	0.170	2.000	Pass
			RB25#25	20.41	1.87	22.28	0.169	2.000	Pass
			RB50#0	20.38	1.87	22.25	0.168	2.000	Pass
15 MHz	LCH	QPSK	RB1#0	23.17	1.87	25.04	0.319	2.000	Pass
			RB1#38	23.3	1.87	25.17	0.329	2.000	Pass
			RB1#74	23.34	1.87	25.21	0.332	2.000	Pass
			RB36#0	22.16	1.87	24.03	0.253	2.000	Pass
			RB36#19	22.26	1.87	24.13	0.259	2.000	Pass
			RB36#39	22.28	1.87	24.15	0.260	2.000	Pass
			RB75#0	22.24	1.87	24.11	0.258	2.000	Pass
		16-QAM	RB1#0	22.69	1.87	24.56	0.286	2.000	Pass
			RB1#38	22.81	1.87	24.68	0.294	2.000	Pass
			RB1#74	22.84	1.87	24.71	0.296	2.000	Pass
			RB36#0	21.14	1.87	23.01	0.200	2.000	Pass
			RB36#19	21.27	1.87	23.14	0.206	2.000	Pass
			RB36#39	21.28	1.87	23.15	0.207	2.000	Pass
			RB75#0	21.22	1.87	23.09	0.204	2.000	Pass
		64-QAM	RB1#0	21.38	1.87	23.25	0.211	2.000	Pass
			RB1#38	21.5	1.87	23.37	0.217	2.000	Pass
			RB1#74	21.55	1.87	23.42	0.220	2.000	Pass
			RB36#0	20.18	1.87	22.05	0.160	2.000	Pass
			RB36#19	20.31	1.87	22.18	0.165	2.000	Pass
			RB36#39	20.31	1.87	22.18	0.165	2.000	Pass
			RB75#0	20.26	1.87	22.13	0.163	2.000	Pass
	MCH	QPSK	RB1#0	23.23	1.87	25.10	0.324	2.000	Pass
			RB1#38	23.37	1.87	25.24	0.334	2.000	Pass
			RB1#74	23.33	1.87	25.20	0.331	2.000	Pass
			RB36#0	22.23	1.87	24.10	0.257	2.000	Pass

Test BW	Test Channel	Test Mode	Test RB (Size#Offset)	Conducted Output AV Power (dBm)	Antenna Gain (dBi)	EIRP (dBm)	EIRP (W)	Limit (W)	Verdict
LTE Band 7									
			RB36#19	22.33	1.87	24.20	0.263	2.000	Pass
			RB36#39	22.32	1.87	24.19	0.262	2.000	Pass
			RB75#0	22.31	1.87	24.18	0.262	2.000	Pass
		16-QAM	RB1#0	22.34	1.87	24.21	0.264	2.000	Pass
			RB1#38	22.45	1.87	24.32	0.270	2.000	Pass
			RB1#74	22.41	1.87	24.28	0.268	2.000	Pass
			RB36#0	21.2	1.87	23.07	0.203	2.000	Pass
			RB36#19	21.32	1.87	23.19	0.208	2.000	Pass
			RB36#39	21.34	1.87	23.21	0.209	2.000	Pass
			RB75#0	21.28	1.87	23.15	0.207	2.000	Pass
		64-QAM	RB1#0	21.31	1.87	23.18	0.208	2.000	Pass
			RB1#38	21.43	1.87	23.30	0.214	2.000	Pass
			RB1#74	21.36	1.87	23.23	0.210	2.000	Pass
			RB36#0	20.27	1.87	22.14	0.164	2.000	Pass
			RB36#19	20.35	1.87	22.22	0.167	2.000	Pass
			RB36#39	20.37	1.87	22.24	0.167	2.000	Pass
			RB75#0	20.3	1.87	22.17	0.165	2.000	Pass
	HCH	QPSK	RB1#0	23.32	1.87	25.19	0.330	2.000	Pass
			RB1#38	23.38	1.87	25.25	0.335	2.000	Pass
			RB1#74	23.29	1.87	25.16	0.328	2.000	Pass
			RB36#0	22.35	1.87	24.22	0.264	2.000	Pass
			RB36#19	22.33	1.87	24.20	0.263	2.000	Pass
			RB36#39	22.3	1.87	24.17	0.261	2.000	Pass
			RB75#0	22.33	1.87	24.20	0.263	2.000	Pass
		16-QAM	RB1#0	22.65	1.87	24.52	0.283	2.000	Pass
			RB1#38	22.74	1.87	24.61	0.289	2.000	Pass
			RB1#74	22.67	1.87	24.54	0.284	2.000	Pass
			RB36#0	21.31	1.87	23.18	0.208	2.000	Pass
			RB36#19	21.31	1.87	23.18	0.208	2.000	Pass
			RB36#39	21.24	1.87	23.11	0.205	2.000	Pass
			RB75#0	21.27	1.87	23.14	0.206	2.000	Pass
		64-QAM	RB1#0	21.63	1.87	23.50	0.224	2.000	Pass
			RB1#38	21.73	1.87	23.60	0.229	2.000	Pass
			RB1#74	21.64	1.87	23.51	0.224	2.000	Pass
			RB36#0	20.24	1.87	22.11	0.163	2.000	Pass
			RB36#19	20.28	1.87	22.15	0.164	2.000	Pass
			RB36#39	20.23	1.87	22.10	0.162	2.000	Pass
			RB75#0	20.32	1.87	22.19	0.166	2.000	Pass

Test BW	Test Channel	Test Mode	Test RB (Size#Offset)	Conducted Output AV Power (dBm)	Antenna Gain (dBi)	EIRP (dBm)	EIRP (W)	Limit (W)	Verdict
LTE Band 7									
20 MHz	LCH	QPSK	RB1#0	23.08	1.87	24.95	0.313	2.000	Pass
			RB1#50	23.34	1.87	25.21	0.332	2.000	Pass
			RB1#99	23.27	1.87	25.14	0.327	2.000	Pass
			RB50#0	22.03	1.87	23.90	0.245	2.000	Pass
			RB50#25	22.25	1.87	24.12	0.258	2.000	Pass
			RB50#50	22.25	1.87	24.12	0.258	2.000	Pass
			RB100#0	22.12	1.87	23.99	0.251	2.000	Pass
		16-QAM	RB1#0	22.33	1.87	24.20	0.263	2.000	Pass
			RB1#50	22.59	1.87	24.46	0.279	2.000	Pass
			RB1#99	22.57	1.87	24.44	0.278	2.000	Pass
			RB50#0	20.97	1.87	22.84	0.192	2.000	Pass
			RB50#25	21.2	1.87	23.07	0.203	2.000	Pass
			RB50#50	21.22	1.87	23.09	0.204	2.000	Pass
			RB100#0	21.12	1.87	22.99	0.199	2.000	Pass
		64-QAM	RB1#0	21.19	1.87	23.06	0.202	2.000	Pass
			RB1#50	21.44	1.87	23.31	0.214	2.000	Pass
			RB1#99	21.41	1.87	23.28	0.213	2.000	Pass
			RB50#0	20.05	1.87	21.92	0.156	2.000	Pass
			RB50#25	20.29	1.87	22.16	0.164	2.000	Pass
			RB50#50	20.31	1.87	22.18	0.165	2.000	Pass
			RB100#0	20.13	1.87	22.00	0.158	2.000	Pass
	MCH	QPSK	RB1#0	23.11	1.87	24.98	0.315	2.000	Pass
			RB1#50	23.4	1.87	25.27	0.337	2.000	Pass
			RB1#99	23.28	1.87	25.15	0.327	2.000	Pass
			RB50#0	22.16	1.87	24.03	0.253	2.000	Pass
			RB50#25	22.28	1.87	24.15	0.260	2.000	Pass
			RB50#50	22.33	1.87	24.20	0.263	2.000	Pass
			RB100#0	22.23	1.87	24.10	0.257	2.000	Pass
		16-QAM	RB1#0	22.26	1.87	24.13	0.259	2.000	Pass
			RB1#50	22.51	1.87	24.38	0.274	2.000	Pass
			RB1#99	22.42	1.87	24.29	0.269	2.000	Pass
			RB50#0	21.12	1.87	22.99	0.199	2.000	Pass
			RB50#25	21.28	1.87	23.15	0.207	2.000	Pass
			RB50#50	21.29	1.87	23.16	0.207	2.000	Pass
			RB100#0	21.21	1.87	23.08	0.203	2.000	Pass
		64-QAM	RB1#0	21.35	1.87	23.22	0.210	2.000	Pass
			RB1#50	21.63	1.87	23.50	0.224	2.000	Pass
			RB1#99	21.49	1.87	23.36	0.217	2.000	Pass

Test BW	Test Channel	Test Mode	Test RB (Size#Offset)	Conducted Output AV Power (dBm)	Antenna Gain (dBi)	EIRP (dBm)	EIRP (W)	Limit (W)	Verdict
LTE Band 7									
			RB50#0	20.15	1.87	22.02	0.159	2.000	Pass
			RB50#25	20.3	1.87	22.17	0.165	2.000	Pass
			RB50#50	20.38	1.87	22.25	0.168	2.000	Pass
			RB100#0	20.21	1.87	22.08	0.161	2.000	Pass
	HCH	QPSK	RB1#0	23.24	1.87	25.11	0.324	2.000	Pass
			RB1#50	23.34	1.87	25.21	0.332	2.000	Pass
			RB1#99	23.19	1.87	25.06	0.321	2.000	Pass
			RB50#0	22.35	1.87	24.22	0.264	2.000	Pass
			RB50#25	22.35	1.87	24.22	0.264	2.000	Pass
			RB50#50	22.2	1.87	24.07	0.255	2.000	Pass
			RB100#0	22.25	1.87	24.12	0.258	2.000	Pass
		16-QAM	RB1#0	22.76	1.87	24.63	0.290	2.000	Pass
			RB1#50	22.88	1.87	24.75	0.299	2.000	Pass
			RB1#99	22.71	1.87	24.58	0.287	2.000	Pass
			RB50#0	21.31	1.87	23.18	0.208	2.000	Pass
			RB50#25	21.31	1.87	23.18	0.208	2.000	Pass
			RB50#50	21.17	1.87	23.04	0.201	2.000	Pass
			RB100#0	21.22	1.87	23.09	0.204	2.000	Pass
		64-QAM	RB1#0	21.11	1.87	22.98	0.199	2.000	Pass
			RB1#50	21.25	1.87	23.12	0.205	2.000	Pass
			RB1#99	21.07	1.87	22.94	0.197	2.000	Pass
			RB50#0	20.37	1.87	22.24	0.167	2.000	Pass
			RB50#25	20.37	1.87	22.24	0.167	2.000	Pass
			RB50#50	20.2	1.87	22.07	0.161	2.000	Pass
			RB100#0	20.28	1.87	22.15	0.164	2.000	Pass

Test BW	Test Channel	Test Mode	Test RB (Size#Offset)	Conducted Output AV Power (dBm)	Antenna Gain (dBi)	Antenna Gain (dBd)	ERP (dBm)	ERP (W)	Limit (W)	Verdict
LTE Band 12										
1.4 MHz	LCH	QPSK	RB1#0	23.06	-2.53	-4.68	18.38	0.069	3.000	Pass
			RB1#3	23.1	-2.53	-4.68	18.42	0.070	3.000	Pass
			RB1#5	23.07	-2.53	-4.68	18.39	0.069	3.000	Pass
			RB3#0	23.13	-2.53	-4.68	18.45	0.070	3.000	Pass
			RB3#2	23.2	-2.53	-4.68	18.52	0.071	3.000	Pass
			RB3#3	23.19	-2.53	-4.68	18.51	0.071	3.000	Pass
			RB6#0	22.28	-2.53	-4.68	17.60	0.058	3.000	Pass
		16-QAM	RB1#0	22.02	-2.53	-4.68	17.34	0.054	3.000	Pass
			RB1#3	22.1	-2.53	-4.68	17.42	0.055	3.000	Pass
			RB1#5	22.05	-2.53	-4.68	17.37	0.055	3.000	Pass
			RB3#0	22.31	-2.53	-4.68	17.63	0.058	3.000	Pass
			RB3#2	22.37	-2.53	-4.68	17.69	0.059	3.000	Pass
			RB3#3	22.35	-2.53	-4.68	17.67	0.058	3.000	Pass
			RB6#0	21.33	-2.53	-4.68	16.65	0.046	3.000	Pass
		64-QAM	RB1#0	21.59	-2.53	-4.68	16.91	0.049	3.000	Pass
			RB1#3	21.72	-2.53	-4.68	17.04	0.051	3.000	Pass
			RB1#5	21.65	-2.53	-4.68	16.97	0.050	3.000	Pass
			RB3#0	21.51	-2.53	-4.68	16.83	0.048	3.000	Pass
			RB3#2	21.56	-2.53	-4.68	16.88	0.049	3.000	Pass
			RB3#3	21.52	-2.53	-4.68	16.84	0.048	3.000	Pass
			RB6#0	20.42	-2.53	-4.68	15.74	0.037	3.000	Pass
	MCH	QPSK	RB1#0	23.15	-2.53	-4.68	18.47	0.070	3.000	Pass
			RB1#3	23.21	-2.53	-4.68	18.53	0.071	3.000	Pass
			RB1#5	23.18	-2.53	-4.68	18.50	0.071	3.000	Pass
			RB3#0	23.26	-2.53	-4.68	18.58	0.072	3.000	Pass
			RB3#2	23.3	-2.53	-4.68	18.62	0.073	3.000	Pass
			RB3#3	23.29	-2.53	-4.68	18.61	0.073	3.000	Pass
			RB6#0	22.37	-2.53	-4.68	17.69	0.059	3.000	Pass
		16-QAM	RB1#0	22.28	-2.53	-4.68	17.60	0.058	3.000	Pass
			RB1#3	22.31	-2.53	-4.68	17.63	0.058	3.000	Pass
			RB1#5	22.26	-2.53	-4.68	17.58	0.057	3.000	Pass
			RB3#0	22.21	-2.53	-4.68	17.53	0.057	3.000	Pass
			RB3#2	22.23	-2.53	-4.68	17.55	0.057	3.000	Pass
			RB3#3	22.26	-2.53	-4.68	17.58	0.057	3.000	Pass
			RB6#0	21.51	-2.53	-4.68	16.83	0.048	3.000	Pass
		64-QAM	RB1#0	21.48	-2.53	-4.68	16.80	0.048	3.000	Pass
			RB1#3	21.51	-2.53	-4.68	16.83	0.048	3.000	Pass

Test BW	Test Channel	Test Mode	Test RB (Size#Offset)	Conducted Output AV Power (dBm)	Antenna Gain (dBi)	Antenna Gain (dBd)	ERP (dBm)	ERP (W)	Limit (W)	Verdict
LTE Band 12										
			RB1#5	21.41	-2.53	-4.68	16.73	0.047	3.000	Pass
			RB3#0	21.58	-2.53	-4.68	16.90	0.049	3.000	Pass
			RB3#2	21.62	-2.53	-4.68	16.94	0.049	3.000	Pass
			RB3#3	21.61	-2.53	-4.68	16.93	0.049	3.000	Pass
			RB6#0	20.71	-2.53	-4.68	16.03	0.040	3.000	Pass
	HCH	QPSK	RB1#0	23.14	-2.53	-4.68	18.46	0.070	3.000	Pass
			RB1#3	23.22	-2.53	-4.68	18.54	0.071	3.000	Pass
			RB1#5	23.13	-2.53	-4.68	18.45	0.070	3.000	Pass
			RB3#0	23.29	-2.53	-4.68	18.61	0.073	3.000	Pass
			RB3#2	23.28	-2.53	-4.68	18.60	0.072	3.000	Pass
			RB3#3	23.28	-2.53	-4.68	18.60	0.072	3.000	Pass
			RB6#0	22.35	-2.53	-4.68	17.67	0.058	3.000	Pass
		16-QAM	RB1#0	22.11	-2.53	-4.68	17.43	0.055	3.000	Pass
			RB1#3	22.21	-2.53	-4.68	17.53	0.057	3.000	Pass
			RB1#5	22.14	-2.53	-4.68	17.46	0.056	3.000	Pass
			RB3#0	22.32	-2.53	-4.68	17.64	0.058	3.000	Pass
			RB3#2	22.35	-2.53	-4.68	17.67	0.058	3.000	Pass
			RB3#3	22.32	-2.53	-4.68	17.64	0.058	3.000	Pass
			RB6#0	21.4	-2.53	-4.68	16.72	0.047	3.000	Pass
		64-QAM	RB1#0	21.19	-2.53	-4.68	16.51	0.045	3.000	Pass
			RB1#3	21.28	-2.53	-4.68	16.60	0.046	3.000	Pass
			RB1#5	21.32	-2.53	-4.68	16.64	0.046	3.000	Pass
			RB3#0	21.38	-2.53	-4.68	16.70	0.047	3.000	Pass
			RB3#2	21.43	-2.53	-4.68	16.75	0.047	3.000	Pass
			RB3#3	21.42	-2.53	-4.68	16.74	0.047	3.000	Pass
			RB6#0	20.49	-2.53	-4.68	15.81	0.038	3.000	Pass
3 MHz	LCH	QPSK	RB1#0	22.88	-2.53	-4.68	18.20	0.066	3.000	Pass
			RB1#7	23.06	-2.53	-4.68	18.38	0.069	3.000	Pass
			RB1#14	22.94	-2.53	-4.68	18.26	0.067	3.000	Pass
			RB8#0	22.09	-2.53	-4.68	17.41	0.055	3.000	Pass
			RB8#4	22.23	-2.53	-4.68	17.55	0.057	3.000	Pass
			RB8#7	22.14	-2.53	-4.68	17.46	0.056	3.000	Pass
			RB15#0	22.17	-2.53	-4.68	17.49	0.056	3.000	Pass
		16-QAM	RB1#0	22.47	-2.53	-4.68	17.79	0.060	3.000	Pass
			RB1#7	22.67	-2.53	-4.68	17.99	0.063	3.000	Pass
			RB1#14	22.48	-2.53	-4.68	17.80	0.060	3.000	Pass
			RB8#0	21.38	-2.53	-4.68	16.70	0.047	3.000	Pass
			RB8#4	21.49	-2.53	-4.68	16.81	0.048	3.000	Pass

Test BW	Test Channel	Test Mode	Test RB (Size#Offset)	Conducted Output AV Power (dBm)	Antenna Gain (dBi)	Antenna Gain (dBd)	ERP (dBm)	ERP (W)	Limit (W)	Verdict
LTE Band 12										
			RB8#7	21.41	-2.53	-4.68	16.73	0.047	3.000	Pass
			RB15#0	21.28	-2.53	-4.68	16.60	0.046	3.000	Pass
		64-QAM	RB1#0	21.36	-2.53	-4.68	16.68	0.047	3.000	Pass
			RB1#7	21.52	-2.53	-4.68	16.84	0.048	3.000	Pass
			RB1#14	21.38	-2.53	-4.68	16.70	0.047	3.000	Pass
			RB8#0	20.39	-2.53	-4.68	15.71	0.037	3.000	Pass
			RB8#4	20.45	-2.53	-4.68	15.77	0.038	3.000	Pass
			RB8#7	20.37	-2.53	-4.68	15.69	0.037	3.000	Pass
			RB15#0	20.25	-2.53	-4.68	15.57	0.036	3.000	Pass
	MCH	QPSK	RB1#0	23.05	-2.53	-4.68	18.37	0.069	3.000	Pass
			RB1#7	23.18	-2.53	-4.68	18.50	0.071	3.000	Pass
			RB1#14	23.08	-2.53	-4.68	18.40	0.069	3.000	Pass
			RB8#0	22.28	-2.53	-4.68	17.60	0.058	3.000	Pass
			RB8#4	22.37	-2.53	-4.68	17.69	0.059	3.000	Pass
			RB8#7	22.26	-2.53	-4.68	17.58	0.057	3.000	Pass
			RB15#0	22.21	-2.53	-4.68	17.53	0.057	3.000	Pass
		16-QAM	RB1#0	22.14	-2.53	-4.68	17.46	0.056	3.000	Pass
			RB1#7	22.3	-2.53	-4.68	17.62	0.058	3.000	Pass
			RB1#14	22.14	-2.53	-4.68	17.46	0.056	3.000	Pass
			RB8#0	21.32	-2.53	-4.68	16.64	0.046	3.000	Pass
			RB8#4	21.39	-2.53	-4.68	16.71	0.047	3.000	Pass
			RB8#7	21.29	-2.53	-4.68	16.61	0.046	3.000	Pass
			RB15#0	21.29	-2.53	-4.68	16.61	0.046	3.000	Pass
		64-QAM	RB1#0	21.29	-2.53	-4.68	16.61	0.046	3.000	Pass
			RB1#7	21.4	-2.53	-4.68	16.72	0.047	3.000	Pass
			RB1#14	21.35	-2.53	-4.68	16.67	0.046	3.000	Pass
			RB8#0	20.3	-2.53	-4.68	15.62	0.036	3.000	Pass
			RB8#4	20.41	-2.53	-4.68	15.73	0.037	3.000	Pass
			RB8#7	20.28	-2.53	-4.68	15.60	0.036	3.000	Pass
			RB15#0	20.48	-2.53	-4.68	15.80	0.038	3.000	Pass
	HCH	QPSK	RB1#0	23.05	-2.53	-4.68	18.37	0.069	3.000	Pass
			RB1#7	23.2	-2.53	-4.68	18.52	0.071	3.000	Pass
			RB1#14	23.09	-2.53	-4.68	18.41	0.069	3.000	Pass
			RB8#0	22.3	-2.53	-4.68	17.62	0.058	3.000	Pass
			RB8#4	22.33	-2.53	-4.68	17.65	0.058	3.000	Pass
			RB8#7	22.27	-2.53	-4.68	17.59	0.057	3.000	Pass
			RB15#0	22.22	-2.53	-4.68	17.54	0.057	3.000	Pass
		16-QAM	RB1#0	22.04	-2.53	-4.68	17.36	0.054	3.000	Pass

Test BW	Test Channel	Test Mode	Test RB (Size#Offset)	Conducted Output AV Power (dBm)	Antenna Gain (dBi)	Antenna Gain (dBd)	ERP (dBm)	ERP (W)	Limit (W)	Verdict
LTE Band 12										
			RB1#7	22.18	-2.53	-4.68	17.50	0.056	3.000	Pass
			RB1#14	22.08	-2.53	-4.68	17.40	0.055	3.000	Pass
			RB8#0	21.45	-2.53	-4.68	16.77	0.048	3.000	Pass
			RB8#4	21.45	-2.53	-4.68	16.77	0.048	3.000	Pass
			RB8#7	21.39	-2.53	-4.68	16.71	0.047	3.000	Pass
			RB15#0	21.32	-2.53	-4.68	16.64	0.046	3.000	Pass
		64-QAM	RB1#0	21.17	-2.53	-4.68	16.49	0.045	3.000	Pass
			RB1#7	21.26	-2.53	-4.68	16.58	0.045	3.000	Pass
			RB1#14	21.09	-2.53	-4.68	16.41	0.044	3.000	Pass
			RB8#0	20.38	-2.53	-4.68	15.70	0.037	3.000	Pass
			RB8#4	20.43	-2.53	-4.68	15.75	0.038	3.000	Pass
			RB8#7	20.37	-2.53	-4.68	15.69	0.037	3.000	Pass
			RB15#0	20.33	-2.53	-4.68	15.65	0.037	3.000	Pass
5 MHz	LCH	QPSK	RB1#0	23.15	-2.53	-4.68	18.47	0.070	3.000	Pass
			RB1#13	23.41	-2.53	-4.68	18.73	0.075	3.000	Pass
			RB1#24	23.26	-2.53	-4.68	18.58	0.072	3.000	Pass
			RB12#0	22.22	-2.53	-4.68	17.54	0.057	3.000	Pass
			RB12#6	22.32	-2.53	-4.68	17.64	0.058	3.000	Pass
			RB12#13	22.28	-2.53	-4.68	17.60	0.058	3.000	Pass
			RB25#0	22.24	-2.53	-4.68	17.56	0.057	3.000	Pass
		16-QAM	RB1#0	22.06	-2.53	-4.68	17.38	0.055	3.000	Pass
			RB1#13	22.27	-2.53	-4.68	17.59	0.057	3.000	Pass
			RB1#24	22.15	-2.53	-4.68	17.47	0.056	3.000	Pass
			RB12#0	21.28	-2.53	-4.68	16.60	0.046	3.000	Pass
			RB12#6	21.37	-2.53	-4.68	16.69	0.047	3.000	Pass
			RB12#13	21.32	-2.53	-4.68	16.64	0.046	3.000	Pass
			RB25#0	21.41	-2.53	-4.68	16.73	0.047	3.000	Pass
		64-QAM	RB1#0	21.26	-2.53	-4.68	16.58	0.045	3.000	Pass
			RB1#13	21.45	-2.53	-4.68	16.77	0.048	3.000	Pass
			RB1#24	21.31	-2.53	-4.68	16.63	0.046	3.000	Pass
			RB12#0	20.28	-2.53	-4.68	15.60	0.036	3.000	Pass
			RB12#6	20.35	-2.53	-4.68	15.67	0.037	3.000	Pass
			RB12#13	20.34	-2.53	-4.68	15.66	0.037	3.000	Pass
			RB25#0	20.43	-2.53	-4.68	15.75	0.038	3.000	Pass
	MCH	QPSK	RB1#0	23.23	-2.53	-4.68	18.55	0.072	3.000	Pass
			RB1#13	23.44	-2.53	-4.68	18.76	0.075	3.000	Pass
			RB1#24	23.31	-2.53	-4.68	18.63	0.073	3.000	Pass
			RB12#0	22.28	-2.53	-4.68	17.60	0.058	3.000	Pass

Test BW	Test Channel	Test Mode	Test RB (Size#Offset)	Conducted Output AV Power (dBm)	Antenna Gain (dBi)	Antenna Gain (dBd)	ERP (dBm)	ERP (W)	Limit (W)	Verdict
LTE Band 12										
			RB12#6	22.38	-2.53	-4.68	17.70	0.059	3.000	Pass
			RB12#13	22.32	-2.53	-4.68	17.64	0.058	3.000	Pass
			RB25#0	22.3	-2.53	-4.68	17.62	0.058	3.000	Pass
		16-QAM	RB1#0	22.53	-2.53	-4.68	17.85	0.061	3.000	Pass
			RB1#13	22.7	-2.53	-4.68	18.02	0.063	3.000	Pass
			RB1#24	22.55	-2.53	-4.68	17.87	0.061	3.000	Pass
			RB12#0	21.37	-2.53	-4.68	16.69	0.047	3.000	Pass
			RB12#6	21.49	-2.53	-4.68	16.81	0.048	3.000	Pass
			RB12#13	21.42	-2.53	-4.68	16.74	0.047	3.000	Pass
			RB25#0	21.4	-2.53	-4.68	16.72	0.047	3.000	Pass
		64-QAM	RB1#0	21.44	-2.53	-4.68	16.76	0.047	3.000	Pass
			RB1#13	21.64	-2.53	-4.68	16.96	0.050	3.000	Pass
			RB1#24	21.51	-2.53	-4.68	16.83	0.048	3.000	Pass
			RB12#0	20.4	-2.53	-4.68	15.72	0.037	3.000	Pass
			RB12#6	20.51	-2.53	-4.68	15.83	0.038	3.000	Pass
			RB12#13	20.44	-2.53	-4.68	15.76	0.038	3.000	Pass
			RB25#0	20.48	-2.53	-4.68	15.80	0.038	3.000	Pass
	HCH	QPSK	RB1#0	23.28	-2.53	-4.68	18.60	0.072	3.000	Pass
			RB1#13	23.43	-2.53	-4.68	18.75	0.075	3.000	Pass
			RB1#24	23.31	-2.53	-4.68	18.63	0.073	3.000	Pass
			RB12#0	22.34	-2.53	-4.68	17.66	0.058	3.000	Pass
			RB12#6	22.39	-2.53	-4.68	17.71	0.059	3.000	Pass
			RB12#13	22.27	-2.53	-4.68	17.59	0.057	3.000	Pass
			RB25#0	22.34	-2.53	-4.68	17.66	0.058	3.000	Pass
		16-QAM	RB1#0	22.35	-2.53	-4.68	17.67	0.058	3.000	Pass
			RB1#13	22.51	-2.53	-4.68	17.83	0.061	3.000	Pass
			RB1#24	22.37	-2.53	-4.68	17.69	0.059	3.000	Pass
			RB12#0	21.4	-2.53	-4.68	16.72	0.047	3.000	Pass
			RB12#6	21.44	-2.53	-4.68	16.76	0.047	3.000	Pass
			RB12#13	21.29	-2.53	-4.68	16.61	0.046	3.000	Pass
			RB25#0	21.44	-2.53	-4.68	16.76	0.047	3.000	Pass
		64-QAM	RB1#0	21.55	-2.53	-4.68	16.87	0.049	3.000	Pass
			RB1#13	21.69	-2.53	-4.68	17.01	0.050	3.000	Pass
			RB1#24	21.61	-2.53	-4.68	16.93	0.049	3.000	Pass
			RB12#0	20.58	-2.53	-4.68	15.90	0.039	3.000	Pass
			RB12#6	20.57	-2.53	-4.68	15.89	0.039	3.000	Pass
			RB12#13	20.46	-2.53	-4.68	15.78	0.038	3.000	Pass
			RB25#0	20.4	-2.53	-4.68	15.72	0.037	3.000	Pass

Test BW	Test Channel	Test Mode	Test RB (Size#Offset)	Conducted Output AV Power (dBm)	Antenna Gain (dBi)	Antenna Gain (dBd)	ERP (dBm)	ERP (W)	Limit (W)	Verdict
LTE Band 12										
10 MHz	LCH	QPSK	RB1#0	23.22	-2.53	-4.68	18.54	0.071	3.000	Pass
			RB1#25	23.35	-2.53	-4.68	18.67	0.074	3.000	Pass
			RB1#49	23.35	-2.53	-4.68	18.67	0.074	3.000	Pass
			RB25#0	22.23	-2.53	-4.68	17.55	0.057	3.000	Pass
			RB25#13	22.35	-2.53	-4.68	17.67	0.058	3.000	Pass
			RB25#25	22.36	-2.53	-4.68	17.68	0.059	3.000	Pass
			RB50#0	22.29	-2.53	-4.68	17.61	0.058	3.000	Pass
		16-QAM	RB1#0	22.74	-2.53	-4.68	18.06	0.064	3.000	Pass
			RB1#25	22.93	-2.53	-4.68	18.25	0.067	3.000	Pass
			RB1#49	22.9	-2.53	-4.68	18.22	0.066	3.000	Pass
			RB25#0	21.37	-2.53	-4.68	16.69	0.047	3.000	Pass
			RB25#13	21.47	-2.53	-4.68	16.79	0.048	3.000	Pass
			RB25#25	21.46	-2.53	-4.68	16.78	0.048	3.000	Pass
			RB50#0	21.36	-2.53	-4.68	16.68	0.047	3.000	Pass
		64-QAM	RB1#0	21.52	-2.53	-4.68	16.84	0.048	3.000	Pass
			RB1#25	21.66	-2.53	-4.68	16.98	0.050	3.000	Pass
			RB1#49	21.68	-2.53	-4.68	17.00	0.050	3.000	Pass
			RB25#0	20.37	-2.53	-4.68	15.69	0.037	3.000	Pass
			RB25#13	20.52	-2.53	-4.68	15.84	0.038	3.000	Pass
			RB25#25	20.47	-2.53	-4.68	15.79	0.038	3.000	Pass
			RB50#0	20.42	-2.53	-4.68	15.74	0.037	3.000	Pass
	MCH	QPSK	RB1#0	23.31	-2.53	-4.68	18.63	0.073	3.000	Pass
			RB1#25	23.38	-2.53	-4.68	18.70	0.074	3.000	Pass
			RB1#49	23.43	-2.53	-4.68	18.75	0.075	3.000	Pass
			RB25#0	22.24	-2.53	-4.68	17.56	0.057	3.000	Pass
			RB25#13	22.36	-2.53	-4.68	17.68	0.059	3.000	Pass
			RB25#25	22.38	-2.53	-4.68	17.70	0.059	3.000	Pass
			RB50#0	22.33	-2.53	-4.68	17.65	0.058	3.000	Pass
		16-QAM	RB1#0	22.39	-2.53	-4.68	17.71	0.059	3.000	Pass
			RB1#25	22.54	-2.53	-4.68	17.86	0.061	3.000	Pass
			RB1#49	22.51	-2.53	-4.68	17.83	0.061	3.000	Pass
			RB25#0	21.39	-2.53	-4.68	16.71	0.047	3.000	Pass
			RB25#13	21.46	-2.53	-4.68	16.78	0.048	3.000	Pass
			RB25#25	21.48	-2.53	-4.68	16.80	0.048	3.000	Pass
			RB50#0	21.4	-2.53	-4.68	16.72	0.047	3.000	Pass
		64-QAM	RB1#0	21.43	-2.53	-4.68	16.75	0.047	3.000	Pass
			RB1#25	21.57	-2.53	-4.68	16.89	0.049	3.000	Pass
			RB1#49	21.59	-2.53	-4.68	16.91	0.049	3.000	Pass

Test BW	Test Channel	Test Mode	Test RB (Size#Offset)	Conducted Output AV Power (dBm)	Antenna Gain (dBi)	Antenna Gain (dBd)	ERP (dBm)	ERP (W)	Limit (W)	Verdict
LTE Band 12										
			RB25#0	20.46	-2.53	-4.68	15.78	0.038	3.000	Pass
			RB25#13	20.6	-2.53	-4.68	15.92	0.039	3.000	Pass
			RB25#25	20.56	-2.53	-4.68	15.88	0.039	3.000	Pass
			RB50#0	20.45	-2.53	-4.68	15.77	0.038	3.000	Pass
	HCH	QPSK	RB1#0	23.31	-2.53	-4.68	18.63	0.073	3.000	Pass
			RB1#25	23.42	-2.53	-4.68	18.74	0.075	3.000	Pass
			RB1#49	23.42	-2.53	-4.68	18.74	0.075	3.000	Pass
			RB25#0	22.26	-2.53	-4.68	17.58	0.057	3.000	Pass
			RB25#13	22.34	-2.53	-4.68	17.66	0.058	3.000	Pass
			RB25#25	22.21	-2.53	-4.68	17.53	0.057	3.000	Pass
			RB50#0	22.22	-2.53	-4.68	17.54	0.057	3.000	Pass
		16-QAM	RB1#0	22.28	-2.53	-4.68	17.60	0.058	3.000	Pass
			RB1#25	22.41	-2.53	-4.68	17.73	0.059	3.000	Pass
			RB1#49	22.36	-2.53	-4.68	17.68	0.059	3.000	Pass
			RB25#0	21.43	-2.53	-4.68	16.75	0.047	3.000	Pass
			RB25#13	21.56	-2.53	-4.68	16.88	0.049	3.000	Pass
			RB25#25	21.4	-2.53	-4.68	16.72	0.047	3.000	Pass
			RB50#0	21.31	-2.53	-4.68	16.63	0.046	3.000	Pass
		64-QAM	RB1#0	21.32	-2.53	-4.68	16.64	0.046	3.000	Pass
			RB1#25	21.37	-2.53	-4.68	16.69	0.047	3.000	Pass
			RB1#49	21.39	-2.53	-4.68	16.71	0.047	3.000	Pass
			RB25#0	20.44	-2.53	-4.68	15.76	0.038	3.000	Pass
			RB25#13	20.54	-2.53	-4.68	15.86	0.039	3.000	Pass
			RB25#25	20.37	-2.53	-4.68	15.69	0.037	3.000	Pass
			RB50#0	20.37	-2.53	-4.68	15.69	0.037	3.000	Pass

Test BW	Test Channel	Test Mode	Test RB (Size#Offset)	Conducted Output AV Power (dBm)	Antenna Gain (dBi)	Antenna Gain (dBd)	ERP (dBm)	ERP (W)	Limit (W)	Verdict
LTE Band 13										
5 MHz	LCH	QPSK	RB1#0	23.08	-1.53	-3.68	19.40	0.087	3.000	Pass
			RB1#13	23.23	-1.53	-3.68	19.55	0.090	3.000	Pass
			RB1#24	23.08	-1.53	-3.68	19.40	0.087	3.000	Pass
			RB12#0	22.03	-1.53	-3.68	18.35	0.068	3.000	Pass
			RB12#6	22.15	-1.53	-3.68	18.47	0.070	3.000	Pass
			RB12#13	22.12	-1.53	-3.68	18.44	0.070	3.000	Pass
			RB25#0	22.08	-1.53	-3.68	18.40	0.069	3.000	Pass
		16-QAM	RB1#0	21.98	-1.53	-3.68	18.30	0.068	3.000	Pass
			RB1#13	22.11	-1.53	-3.68	18.43	0.070	3.000	Pass
			RB1#24	21.93	-1.53	-3.68	18.25	0.067	3.000	Pass
			RB12#0	21.01	-1.53	-3.68	17.33	0.054	3.000	Pass
			RB12#6	21.15	-1.53	-3.68	17.47	0.056	3.000	Pass
			RB12#13	21.07	-1.53	-3.68	17.39	0.055	3.000	Pass
			RB25#0	21.21	-1.53	-3.68	17.53	0.057	3.000	Pass
		64-QAM	RB1#0	21.09	-1.53	-3.68	17.41	0.055	3.000	Pass
			RB1#13	21.22	-1.53	-3.68	17.54	0.057	3.000	Pass
			RB1#24	21.04	-1.53	-3.68	17.36	0.054	3.000	Pass
			RB12#0	20.11	-1.53	-3.68	16.43	0.044	3.000	Pass
			RB12#6	20.23	-1.53	-3.68	16.55	0.045	3.000	Pass
			RB12#13	20.19	-1.53	-3.68	16.51	0.045	3.000	Pass
			RB25#0	20.25	-1.53	-3.68	16.57	0.045	3.000	Pass
	MCH	QPSK	RB1#0	23.04	-1.53	-3.68	19.36	0.086	3.000	Pass
			RB1#13	23.21	-1.53	-3.68	19.53	0.090	3.000	Pass
			RB1#24	23.1	-1.53	-3.68	19.42	0.087	3.000	Pass
			RB12#0	22.04	-1.53	-3.68	18.36	0.069	3.000	Pass
			RB12#6	22.15	-1.53	-3.68	18.47	0.070	3.000	Pass
			RB12#13	22.09	-1.53	-3.68	18.41	0.069	3.000	Pass
			RB25#0	22.1	-1.53	-3.68	18.42	0.070	3.000	Pass
		16-QAM	RB1#0	22.33	-1.53	-3.68	18.65	0.073	3.000	Pass
			RB1#13	22.49	-1.53	-3.68	18.81	0.076	3.000	Pass
			RB1#24	22.38	-1.53	-3.68	18.70	0.074	3.000	Pass
			RB12#0	21.08	-1.53	-3.68	17.40	0.055	3.000	Pass
			RB12#6	21.15	-1.53	-3.68	17.47	0.056	3.000	Pass
			RB12#13	21.13	-1.53	-3.68	17.45	0.056	3.000	Pass
			RB25#0	21.07	-1.53	-3.68	17.39	0.055	3.000	Pass
		64-QAM	RB1#0	21.17	-1.53	-3.68	17.49	0.056	3.000	Pass
			RB1#13	21.35	-1.53	-3.68	17.67	0.058	3.000	Pass

Test BW	Test Channel	Test Mode	Test RB (Size#Offset)	Conducted Output AV Power (dBm)	Antenna Gain (dBi)	Antenna Gain (dBd)	ERP (dBm)	ERP (W)	Limit (W)	Verdict
LTE Band 13										
			RB1#24	21.28	-1.53	-3.68	17.60	0.058	3.000	Pass
			RB12#0	20.13	-1.53	-3.68	16.45	0.044	3.000	Pass
			RB12#6	20.26	-1.53	-3.68	16.58	0.045	3.000	Pass
			RB12#13	20.19	-1.53	-3.68	16.51	0.045	3.000	Pass
			RB25#0	20.24	-1.53	-3.68	16.56	0.045	3.000	Pass
	HCH	QPSK	RB1#0	23.04	-1.53	-3.68	19.36	0.086	3.000	Pass
			RB1#13	23.21	-1.53	-3.68	19.53	0.090	3.000	Pass
			RB1#24	23.1	-1.53	-3.68	19.42	0.087	3.000	Pass
			RB12#0	22.11	-1.53	-3.68	18.43	0.070	3.000	Pass
			RB12#6	22.15	-1.53	-3.68	18.47	0.070	3.000	Pass
			RB12#13	22.13	-1.53	-3.68	18.45	0.070	3.000	Pass
			RB25#0	22.12	-1.53	-3.68	18.44	0.070	3.000	Pass
		16-QAM	RB1#0	22.15	-1.53	-3.68	18.47	0.070	3.000	Pass
			RB1#13	22.27	-1.53	-3.68	18.59	0.072	3.000	Pass
			RB1#24	22.18	-1.53	-3.68	18.50	0.071	3.000	Pass
			RB12#0	21.1	-1.53	-3.68	17.42	0.055	3.000	Pass
			RB12#6	21.11	-1.53	-3.68	17.43	0.055	3.000	Pass
			RB12#13	21.11	-1.53	-3.68	17.43	0.055	3.000	Pass
			RB25#0	21.18	-1.53	-3.68	17.50	0.056	3.000	Pass
		64-QAM	RB1#0	21.25	-1.53	-3.68	17.57	0.057	3.000	Pass
			RB1#13	21.41	-1.53	-3.68	17.73	0.059	3.000	Pass
			RB1#24	21.26	-1.53	-3.68	17.58	0.057	3.000	Pass
			RB12#0	20.3	-1.53	-3.68	16.62	0.046	3.000	Pass
			RB12#6	20.35	-1.53	-3.68	16.67	0.046	3.000	Pass
			RB12#13	20.29	-1.53	-3.68	16.61	0.046	3.000	Pass
			RB25#0	20.24	-1.53	-3.68	16.56	0.045	3.000	Pass
10 MHz	LCH	QPSK	RB1#0	23.13	-1.53	-3.68	19.45	0.088	3.000	Pass
			RB1#25	23.18	-1.53	-3.68	19.50	0.089	3.000	Pass
			RB1#49	23.19	-1.53	-3.68	19.51	0.089	3.000	Pass
			RB25#0	21.99	-1.53	-3.68	18.31	0.068	3.000	Pass
			RB25#13	22.21	-1.53	-3.68	18.53	0.071	3.000	Pass
			RB25#25	22.13	-1.53	-3.68	18.45	0.070	3.000	Pass
			RB50#0	22.06	-1.53	-3.68	18.38	0.069	3.000	Pass
		16-QAM	RB1#0	22.68	-1.53	-3.68	19.00	0.079	3.000	Pass
			RB1#25	22.74	-1.53	-3.68	19.06	0.081	3.000	Pass
			RB1#49	22.73	-1.53	-3.68	19.05	0.080	3.000	Pass
			RB25#0	21.09	-1.53	-3.68	17.41	0.055	3.000	Pass
			RB25#13	21.21	-1.53	-3.68	17.53	0.057	3.000	Pass

Test BW	Test Channel	Test Mode	Test RB (Size#Offset)	Conducted Output AV Power (dBm)	Antenna Gain (dBi)	Antenna Gain (dBd)	ERP (dBm)	ERP (W)	Limit (W)	Verdict
LTE Band 13										
			RB25#25	21.13	-1.53	-3.68	17.45	0.056	3.000	Pass
			RB50#0	21.03	-1.53	-3.68	17.35	0.054	3.000	Pass
		64-QAM	RB1#0	21.36	-1.53	-3.68	17.68	0.059	3.000	Pass
			RB1#25	21.47	-1.53	-3.68	17.79	0.060	3.000	Pass
			RB1#49	21.44	-1.53	-3.68	17.76	0.060	3.000	Pass
			RB25#0	20.12	-1.53	-3.68	16.44	0.044	3.000	Pass
			RB25#13	20.33	-1.53	-3.68	16.65	0.046	3.000	Pass
			RB25#25	20.2	-1.53	-3.68	16.52	0.045	3.000	Pass
			RB50#0	20.2	-1.53	-3.68	16.52	0.045	3.000	Pass

Test BW	Test Channel	Test Mode	Test RB (Size#Offset)	Conducted Output AV Power (dBm)	Antenna Gain (dBi)	Antenna Gain (dBd)	ERP (dBm)	ERP (W)	Limit (W)	Verdict
LTE Band 17										
5 MHz	LCH	QPSK	RB1#0	23.24	-2.53	-4.68	18.56	0.072	3.000	Pass
			RB1#13	23.43	-2.53	-4.68	18.75	0.075	3.000	Pass
			RB1#24	23.29	-2.53	-4.68	18.61	0.073	3.000	Pass
			RB12#0	22.26	-2.53	-4.68	17.58	0.057	3.000	Pass
			RB12#6	22.35	-2.53	-4.68	17.67	0.058	3.000	Pass
			RB12#13	22.3	-2.53	-4.68	17.62	0.058	3.000	Pass
			RB25#0	22.29	-2.53	-4.68	17.61	0.058	3.000	Pass
		16-QAM	RB1#0	22.13	-2.53	-4.68	17.45	0.056	3.000	Pass
			RB1#13	22.29	-2.53	-4.68	17.61	0.058	3.000	Pass
			RB1#24	22.16	-2.53	-4.68	17.48	0.056	3.000	Pass
			RB12#0	21.29	-2.53	-4.68	16.61	0.046	3.000	Pass
			RB12#6	21.4	-2.53	-4.68	16.72	0.047	3.000	Pass
			RB12#13	21.35	-2.53	-4.68	16.67	0.046	3.000	Pass
			RB25#0	21.45	-2.53	-4.68	16.77	0.048	3.000	Pass
		64-QAM	RB1#0	21.3	-2.53	-4.68	16.62	0.046	3.000	Pass
			RB1#13	21.47	-2.53	-4.68	16.79	0.048	3.000	Pass
			RB1#24	21.33	-2.53	-4.68	16.65	0.046	3.000	Pass
			RB12#0	20.33	-2.53	-4.68	15.65	0.037	3.000	Pass
			RB12#6	20.4	-2.53	-4.68	15.72	0.037	3.000	Pass
			RB12#13	20.35	-2.53	-4.68	15.67	0.037	3.000	Pass
			RB25#0	20.45	-2.53	-4.68	15.77	0.038	3.000	Pass
	MCH	QPSK	RB1#0	23.24	-2.53	-4.68	18.56	0.072	3.000	Pass
			RB1#13	23.44	-2.53	-4.68	18.76	0.075	3.000	Pass
			RB1#24	23.35	-2.53	-4.68	18.67	0.074	3.000	Pass
			RB12#0	22.26	-2.53	-4.68	17.58	0.057	3.000	Pass
			RB12#6	22.33	-2.53	-4.68	17.65	0.058	3.000	Pass
			RB12#13	22.26	-2.53	-4.68	17.58	0.057	3.000	Pass
			RB25#0	22.26	-2.53	-4.68	17.58	0.057	3.000	Pass
		16-QAM	RB1#0	22.52	-2.53	-4.68	17.84	0.061	3.000	Pass
			RB1#13	22.69	-2.53	-4.68	18.01	0.063	3.000	Pass
			RB1#24	22.56	-2.53	-4.68	17.88	0.061	3.000	Pass
			RB12#0	21.33	-2.53	-4.68	16.65	0.046	3.000	Pass
			RB12#6	21.45	-2.53	-4.68	16.77	0.048	3.000	Pass
			RB12#13	21.36	-2.53	-4.68	16.68	0.047	3.000	Pass
			RB25#0	21.38	-2.53	-4.68	16.70	0.047	3.000	Pass
		64-QAM	RB1#0	21.44	-2.53	-4.68	16.76	0.047	3.000	Pass
			RB1#13	21.65	-2.53	-4.68	16.97	0.050	3.000	Pass

Test BW	Test Channel	Test Mode	Test RB (Size#Offset)	Conducted Output AV Power (dBm)	Antenna Gain (dBi)	Antenna Gain (dBd)	ERP (dBm)	ERP (W)	Limit (W)	Verdict
LTE Band 17										
			RB1#24	21.58	-2.53	-4.68	16.90	0.049	3.000	Pass
			RB12#0	20.38	-2.53	-4.68	15.70	0.037	3.000	Pass
			RB12#6	20.45	-2.53	-4.68	15.77	0.038	3.000	Pass
			RB12#13	20.38	-2.53	-4.68	15.70	0.037	3.000	Pass
			RB25#0	20.47	-2.53	-4.68	15.79	0.038	3.000	Pass
	HCH	QPSK	RB1#0	23.28	-2.53	-4.68	18.60	0.072	3.000	Pass
			RB1#13	23.43	-2.53	-4.68	18.75	0.075	3.000	Pass
			RB1#24	23.29	-2.53	-4.68	18.61	0.073	3.000	Pass
			RB12#0	22.34	-2.53	-4.68	17.66	0.058	3.000	Pass
			RB12#6	22.34	-2.53	-4.68	17.66	0.058	3.000	Pass
			RB12#13	22.26	-2.53	-4.68	17.58	0.057	3.000	Pass
			RB25#0	22.27	-2.53	-4.68	17.59	0.057	3.000	Pass
		16-QAM	RB1#0	22.3	-2.53	-4.68	17.62	0.058	3.000	Pass
			RB1#13	22.46	-2.53	-4.68	17.78	0.060	3.000	Pass
			RB1#24	22.36	-2.53	-4.68	17.68	0.059	3.000	Pass
			RB12#0	21.42	-2.53	-4.68	16.74	0.047	3.000	Pass
			RB12#6	21.4	-2.53	-4.68	16.72	0.047	3.000	Pass
			RB12#13	21.31	-2.53	-4.68	16.63	0.046	3.000	Pass
			RB25#0	21.41	-2.53	-4.68	16.73	0.047	3.000	Pass
		64-QAM	RB1#0	21.53	-2.53	-4.68	16.85	0.048	3.000	Pass
			RB1#13	21.68	-2.53	-4.68	17.00	0.050	3.000	Pass
			RB1#24	21.6	-2.53	-4.68	16.92	0.049	3.000	Pass
			RB12#0	20.54	-2.53	-4.68	15.86	0.039	3.000	Pass
			RB12#6	20.57	-2.53	-4.68	15.89	0.039	3.000	Pass
			RB12#13	20.45	-2.53	-4.68	15.77	0.038	3.000	Pass
			RB25#0	20.39	-2.53	-4.68	15.71	0.037	3.000	Pass
10 MHz	LCH	QPSK	RB1#0	23.26	-2.53	-4.68	18.58	0.072	3.000	Pass
			RB1#25	23.34	-2.53	-4.68	18.66	0.073	3.000	Pass
			RB1#49	23.35	-2.53	-4.68	18.67	0.074	3.000	Pass
			RB25#0	22.23	-2.53	-4.68	17.55	0.057	3.000	Pass
			RB25#13	22.38	-2.53	-4.68	17.70	0.059	3.000	Pass
			RB25#25	22.26	-2.53	-4.68	17.58	0.057	3.000	Pass
			RB50#0	22.22	-2.53	-4.68	17.54	0.057	3.000	Pass
		16-QAM	RB1#0	22.81	-2.53	-4.68	18.13	0.065	3.000	Pass
			RB1#25	22.9	-2.53	-4.68	18.22	0.066	3.000	Pass
			RB1#49	22.86	-2.53	-4.68	18.18	0.066	3.000	Pass
			RB25#0	21.4	-2.53	-4.68	16.72	0.047	3.000	Pass
			RB25#13	21.5	-2.53	-4.68	16.82	0.048	3.000	Pass

Test BW	Test Channel	Test Mode	Test RB (Size#Offset)	Conducted Output AV Power (dBm)	Antenna Gain (dBi)	Antenna Gain (dBd)	ERP (dBm)	ERP (W)	Limit (W)	Verdict
LTE Band 17										
			RB25#25	21.42	-2.53	-4.68	16.74	0.047	3.000	Pass
			RB50#0	21.34	-2.53	-4.68	16.66	0.046	3.000	Pass
		64-QAM	RB1#0	21.57	-2.53	-4.68	16.89	0.049	3.000	Pass
			RB1#25	21.7	-2.53	-4.68	17.02	0.050	3.000	Pass
			RB1#49	21.63	-2.53	-4.68	16.95	0.050	3.000	Pass
			RB25#0	20.45	-2.53	-4.68	15.77	0.038	3.000	Pass
			RB25#13	20.45	-2.53	-4.68	15.77	0.038	3.000	Pass
			RB25#25	20.44	-2.53	-4.68	15.76	0.038	3.000	Pass
			RB50#0	20.4	-2.53	-4.68	15.72	0.037	3.000	Pass
	MCH	QPSK	RB1#0	23.37	-2.53	-4.68	18.69	0.074	3.000	Pass
			RB1#25	23.46	-2.53	-4.68	18.78	0.076	3.000	Pass
			RB1#49	23.44	-2.53	-4.68	18.76	0.075	3.000	Pass
			RB25#0	22.23	-2.53	-4.68	17.55	0.057	3.000	Pass
			RB25#13	22.37	-2.53	-4.68	17.69	0.059	3.000	Pass
			RB25#25	22.28	-2.53	-4.68	17.60	0.058	3.000	Pass
			RB50#0	22.26	-2.53	-4.68	17.58	0.057	3.000	Pass
		16-QAM	RB1#0	22.44	-2.53	-4.68	17.76	0.060	3.000	Pass
			RB1#25	22.52	-2.53	-4.68	17.84	0.061	3.000	Pass
			RB1#49	22.49	-2.53	-4.68	17.81	0.060	3.000	Pass
			RB25#0	21.4	-2.53	-4.68	16.72	0.047	3.000	Pass
			RB25#13	21.45	-2.53	-4.68	16.77	0.048	3.000	Pass
			RB25#25	21.39	-2.53	-4.68	16.71	0.047	3.000	Pass
			RB50#0	21.28	-2.53	-4.68	16.60	0.046	3.000	Pass
		64-QAM	RB1#0	21.49	-2.53	-4.68	16.81	0.048	3.000	Pass
			RB1#25	21.59	-2.53	-4.68	16.91	0.049	3.000	Pass
			RB1#49	21.58	-2.53	-4.68	16.90	0.049	3.000	Pass
			RB25#0	20.45	-2.53	-4.68	15.77	0.038	3.000	Pass
			RB25#13	20.58	-2.53	-4.68	15.90	0.039	3.000	Pass
			RB25#25	20.49	-2.53	-4.68	15.81	0.038	3.000	Pass
			RB50#0	20.38	-2.53	-4.68	15.70	0.037	3.000	Pass
	HCH	QPSK	RB1#0	23.31	-2.53	-4.68	18.63	0.073	3.000	Pass
			RB1#25	23.41	-2.53	-4.68	18.73	0.075	3.000	Pass
			RB1#49	23.41	-2.53	-4.68	18.73	0.075	3.000	Pass
			RB25#0	22.21	-2.53	-4.68	17.53	0.057	3.000	Pass
			RB25#13	22.36	-2.53	-4.68	17.68	0.059	3.000	Pass
			RB25#25	22.22	-2.53	-4.68	17.54	0.057	3.000	Pass
			RB50#0	22.23	-2.53	-4.68	17.55	0.057	3.000	Pass
		16-QAM	RB1#0	22.31	-2.53	-4.68	17.63	0.058	3.000	Pass

Test BW	Test Channel	Test Mode	Test RB (Size#Offset)	Conducted Output AV Power (dBm)	Antenna Gain (dBi)	Antenna Gain (dBd)	ERP (dBm)	ERP (W)	Limit (W)	Verdict
LTE Band 17										
			RB1#25	22.4	-2.53	-4.68	17.72	0.059	3.000	Pass
			RB1#49	22.33	-2.53	-4.68	17.65	0.058	3.000	Pass
			RB25#0	21.41	-2.53	-4.68	16.73	0.047	3.000	Pass
			RB25#13	21.52	-2.53	-4.68	16.84	0.048	3.000	Pass
			RB25#25	21.39	-2.53	-4.68	16.71	0.047	3.000	Pass
			RB50#0	21.32	-2.53	-4.68	16.64	0.046	3.000	Pass
		64-QAM	RB1#0	21.28	-2.53	-4.68	16.60	0.046	3.000	Pass
			RB1#25	21.35	-2.53	-4.68	16.67	0.046	3.000	Pass
			RB1#49	21.34	-2.53	-4.68	16.66	0.046	3.000	Pass
			RB25#0	20.39	-2.53	-4.68	15.71	0.037	3.000	Pass
			RB25#13	20.5	-2.53	-4.68	15.82	0.038	3.000	Pass
			RB25#25	20.4	-2.53	-4.68	15.72	0.037	3.000	Pass
			RB50#0	20.4	-2.53	-4.68	15.72	0.037	3.000	Pass

Test BW	Test Channel	Test Mode	Test RB (Size#Offset)	Conducted Output AV Power (dBm)	Antenna Gain (dBi)	EIRP (dBm)	EIRP (W)	Limit (W)	Verdict
LTE Band 66									
1.4 MHz	LCH	QPSK	RB1#0	23.33	3.85	27.18	0.522	1.000	Pass
			RB1#3	23.35	3.85	27.20	0.525	1.000	Pass
			RB1#5	23.33	3.85	27.18	0.522	1.000	Pass
			RB3#0	23.47	3.85	27.32	0.540	1.000	Pass
			RB3#2	23.49	3.85	27.34	0.542	1.000	Pass
			RB3#3	23.45	3.85	27.30	0.537	1.000	Pass
			RB6#0	22.52	3.85	26.37	0.434	1.000	Pass
		16-QAM	RB1#0	22.3	3.85	26.15	0.412	1.000	Pass
			RB1#3	22.35	3.85	26.20	0.417	1.000	Pass
			RB1#5	22.29	3.85	26.14	0.411	1.000	Pass
			RB3#0	22.59	3.85	26.44	0.441	1.000	Pass
			RB3#2	22.62	3.85	26.47	0.444	1.000	Pass
			RB3#3	22.61	3.85	26.46	0.443	1.000	Pass
			RB6#0	21.59	3.85	25.44	0.350	1.000	Pass
		64-QAM	RB1#0	21.82	3.85	25.67	0.369	1.000	Pass
			RB1#3	21.89	3.85	25.74	0.375	1.000	Pass
			RB1#5	21.81	3.85	25.66	0.368	1.000	Pass
			RB3#0	21.75	3.85	25.60	0.363	1.000	Pass
			RB3#2	21.79	3.85	25.64	0.366	1.000	Pass
			RB3#3	21.77	3.85	25.62	0.365	1.000	Pass
			RB6#0	20.62	3.85	24.47	0.280	1.000	Pass
	MCH	QPSK	RB1#0	23.35	3.85	27.20	0.525	1.000	Pass
			RB1#3	23.43	3.85	27.28	0.535	1.000	Pass
			RB1#5	23.37	3.85	27.22	0.527	1.000	Pass
			RB3#0	23.49	3.85	27.34	0.542	1.000	Pass
			RB3#2	23.53	3.85	27.38	0.547	1.000	Pass
			RB3#3	23.51	3.85	27.36	0.545	1.000	Pass
			RB6#0	22.55	3.85	26.40	0.437	1.000	Pass
		16-QAM	RB1#0	22.48	3.85	26.33	0.430	1.000	Pass
			RB1#3	22.55	3.85	26.40	0.437	1.000	Pass
			RB1#5	22.48	3.85	26.33	0.430	1.000	Pass
			RB3#0	22.46	3.85	26.31	0.428	1.000	Pass
			RB3#2	22.47	3.85	26.32	0.429	1.000	Pass
			RB3#3	22.47	3.85	26.32	0.429	1.000	Pass
			RB6#0	21.65	3.85	25.50	0.355	1.000	Pass
		64-QAM	RB1#0	21.6	3.85	25.45	0.351	1.000	Pass
			RB1#3	21.71	3.85	25.56	0.360	1.000	Pass

Test BW	Test Channel	Test Mode	Test RB (Size#Offset)	Conducted Output AV Power (dBm)	Antenna Gain (dBi)	EIRP (dBm)	EIRP (W)	Limit (W)	Verdict
LTE Band 66									
			RB1#5	21.6	3.85	25.45	0.351	1.000	Pass
			RB3#0	21.79	3.85	25.64	0.366	1.000	Pass
			RB3#2	21.84	3.85	25.69	0.371	1.000	Pass
			RB3#3	21.82	3.85	25.67	0.369	1.000	Pass
			RB6#0	20.86	3.85	24.71	0.296	1.000	Pass
	HCH	QPSK	RB1#0	23.33	3.85	27.18	0.522	1.000	Pass
			RB1#3	23.44	3.85	27.29	0.536	1.000	Pass
			RB1#5	23.35	3.85	27.20	0.525	1.000	Pass
			RB3#0	23.5	3.85	27.35	0.543	1.000	Pass
			RB3#2	23.53	3.85	27.38	0.547	1.000	Pass
			RB3#3	23.54	3.85	27.39	0.548	1.000	Pass
			RB6#0	22.54	3.85	26.39	0.436	1.000	Pass
		16-QAM	RB1#0	22.39	3.85	26.24	0.421	1.000	Pass
			RB1#3	22.45	3.85	26.30	0.427	1.000	Pass
			RB1#5	22.42	3.85	26.27	0.424	1.000	Pass
			RB3#0	22.6	3.85	26.45	0.442	1.000	Pass
			RB3#2	22.62	3.85	26.47	0.444	1.000	Pass
			RB3#3	22.6	3.85	26.45	0.442	1.000	Pass
			RB6#0	21.56	3.85	25.41	0.348	1.000	Pass
		64-QAM	RB1#0	21.42	3.85	25.27	0.337	1.000	Pass
			RB1#3	21.49	3.85	25.34	0.342	1.000	Pass
			RB1#5	21.48	3.85	25.33	0.341	1.000	Pass
			RB3#0	21.62	3.85	25.47	0.352	1.000	Pass
			RB3#2	21.64	3.85	25.49	0.354	1.000	Pass
			RB3#3	21.66	3.85	25.51	0.356	1.000	Pass
			RB6#0	20.74	3.85	24.59	0.288	1.000	Pass
3 MHz	LCH	QPSK	RB1#0	23.17	3.85	27.02	0.504	1.000	Pass
			RB1#7	23.31	3.85	27.16	0.520	1.000	Pass
			RB1#14	23.17	3.85	27.02	0.504	1.000	Pass
			RB8#0	22.42	3.85	26.27	0.424	1.000	Pass
			RB8#4	22.48	3.85	26.33	0.430	1.000	Pass
			RB8#7	22.41	3.85	26.26	0.423	1.000	Pass
			RB15#0	22.42	3.85	26.27	0.424	1.000	Pass
		16-QAM	RB1#0	22.71	3.85	26.56	0.453	1.000	Pass
			RB1#7	22.84	3.85	26.69	0.467	1.000	Pass
			RB1#14	22.62	3.85	26.47	0.444	1.000	Pass
			RB8#0	21.58	3.85	25.43	0.349	1.000	Pass
			RB8#4	21.68	3.85	25.53	0.357	1.000	Pass

Test BW	Test Channel	Test Mode	Test RB (Size#Offset)	Conducted Output AV Power (dBm)	Antenna Gain (dBi)	EIRP (dBm)	EIRP (W)	Limit (W)	Verdict
LTE Band 66									
			RB8#7	21.59	3.85	25.44	0.350	1.000	Pass
			RB15#0	21.49	3.85	25.34	0.342	1.000	Pass
		64-QAM	RB1#0	21.58	3.85	25.43	0.349	1.000	Pass
			RB1#7	21.7	3.85	25.55	0.359	1.000	Pass
			RB1#14	21.52	3.85	25.37	0.344	1.000	Pass
			RB8#0	20.62	3.85	24.47	0.280	1.000	Pass
			RB8#4	20.66	3.85	24.51	0.282	1.000	Pass
			RB8#7	20.59	3.85	24.44	0.278	1.000	Pass
			RB15#0	20.47	3.85	24.32	0.270	1.000	Pass
	MCH	QPSK	RB1#0	23.22	3.85	27.07	0.509	1.000	Pass
			RB1#7	23.38	3.85	27.23	0.528	1.000	Pass
			RB1#14	23.23	3.85	27.08	0.511	1.000	Pass
			RB8#0	22.48	3.85	26.33	0.430	1.000	Pass
			RB8#4	22.54	3.85	26.39	0.436	1.000	Pass
			RB8#7	22.44	3.85	26.29	0.426	1.000	Pass
			RB15#0	22.45	3.85	26.30	0.427	1.000	Pass
		16-QAM	RB1#0	22.35	3.85	26.20	0.417	1.000	Pass
			RB1#7	22.5	3.85	26.35	0.432	1.000	Pass
			RB1#14	22.38	3.85	26.23	0.420	1.000	Pass
			RB8#0	21.53	3.85	25.38	0.345	1.000	Pass
			RB8#4	21.56	3.85	25.41	0.348	1.000	Pass
			RB8#7	21.46	3.85	25.31	0.340	1.000	Pass
			RB15#0	21.43	3.85	25.28	0.337	1.000	Pass
		64-QAM	RB1#0	21.48	3.85	25.33	0.341	1.000	Pass
			RB1#7	21.62	3.85	25.47	0.352	1.000	Pass
			RB1#14	21.51	3.85	25.36	0.344	1.000	Pass
			RB8#0	20.51	3.85	24.36	0.273	1.000	Pass
			RB8#4	20.56	3.85	24.41	0.276	1.000	Pass
			RB8#7	20.5	3.85	24.35	0.272	1.000	Pass
			RB15#0	20.65	3.85	24.50	0.282	1.000	Pass
	HCH	QPSK	RB1#0	23.21	3.85	27.06	0.508	1.000	Pass
			RB1#7	23.36	3.85	27.21	0.526	1.000	Pass
			RB1#14	23.21	3.85	27.06	0.508	1.000	Pass
			RB8#0	22.48	3.85	26.33	0.430	1.000	Pass
			RB8#4	22.5	3.85	26.35	0.432	1.000	Pass
			RB8#7	22.44	3.85	26.29	0.426	1.000	Pass
			RB15#0	22.46	3.85	26.31	0.428	1.000	Pass
		16-QAM	RB1#0	22.3	3.85	26.15	0.412	1.000	Pass

Test BW	Test Channel	Test Mode	Test RB (Size#Offset)	Conducted Output AV Power (dBm)	Antenna Gain (dBi)	EIRP (dBm)	EIRP (W)	Limit (W)	Verdict
LTE Band 66									
			RB1#7	22.39	3.85	26.24	0.421	1.000	Pass
			RB1#14	22.27	3.85	26.12	0.409	1.000	Pass
			RB8#0	21.64	3.85	25.49	0.354	1.000	Pass
			RB8#4	21.66	3.85	25.51	0.356	1.000	Pass
			RB8#7	21.55	3.85	25.40	0.347	1.000	Pass
			RB15#0	21.56	3.85	25.41	0.348	1.000	Pass
		64-QAM	RB1#0	21.32	3.85	25.17	0.329	1.000	Pass
			RB1#7	21.46	3.85	25.31	0.340	1.000	Pass
			RB1#14	21.28	3.85	25.13	0.326	1.000	Pass
			RB8#0	20.58	3.85	24.43	0.277	1.000	Pass
			RB8#4	20.66	3.85	24.51	0.282	1.000	Pass
			RB8#7	20.52	3.85	24.37	0.274	1.000	Pass
			RB15#0	20.57	3.85	24.42	0.277	1.000	Pass
5 MHz	LCH	QPSK	RB1#0	23.38	3.85	27.23	0.528	1.000	Pass
			RB1#13	23.54	3.85	27.39	0.548	1.000	Pass
			RB1#24	23.38	3.85	27.23	0.528	1.000	Pass
			RB12#0	22.39	3.85	26.24	0.421	1.000	Pass
			RB12#6	22.5	3.85	26.35	0.432	1.000	Pass
			RB12#13	22.45	3.85	26.30	0.427	1.000	Pass
			RB25#0	22.47	3.85	26.32	0.429	1.000	Pass
		16-QAM	RB1#0	22.24	3.85	26.09	0.406	1.000	Pass
			RB1#13	22.42	3.85	26.27	0.424	1.000	Pass
			RB1#24	22.3	3.85	26.15	0.412	1.000	Pass
			RB12#0	21.49	3.85	25.34	0.342	1.000	Pass
			RB12#6	21.53	3.85	25.38	0.345	1.000	Pass
			RB12#13	21.54	3.85	25.39	0.346	1.000	Pass
			RB25#0	21.63	3.85	25.48	0.353	1.000	Pass
		64-QAM	RB1#0	21.43	3.85	25.28	0.337	1.000	Pass
			RB1#13	21.59	3.85	25.44	0.350	1.000	Pass
			RB1#24	21.49	3.85	25.34	0.342	1.000	Pass
			RB12#0	20.5	3.85	24.35	0.272	1.000	Pass
			RB12#6	20.53	3.85	24.38	0.274	1.000	Pass
			RB12#13	20.47	3.85	24.32	0.270	1.000	Pass
			RB25#0	20.58	3.85	24.43	0.277	1.000	Pass
	MCH	QPSK	RB1#0	23.46	3.85	27.31	0.538	1.000	Pass
			RB1#13	23.62	3.85	27.47	0.558	1.000	Pass
			RB1#24	23.47	3.85	27.32	0.540	1.000	Pass
			RB12#0	22.46	3.85	26.31	0.428	1.000	Pass

Test BW	Test Channel	Test Mode	Test RB (Size#Offset)	Conducted Output AV Power (dBm)	Antenna Gain (dBi)	EIRP (dBm)	EIRP (W)	Limit (W)	Verdict
LTE Band 66									
			RB12#6	22.54	3.85	26.39	0.436	1.000	Pass
			RB12#13	22.47	3.85	26.32	0.429	1.000	Pass
			RB25#0	22.52	3.85	26.37	0.434	1.000	Pass
		16-QAM	RB1#0	22.7	3.85	26.55	0.452	1.000	Pass
			RB1#13	22.9	3.85	26.75	0.473	1.000	Pass
			RB1#24	22.79	3.85	26.64	0.461	1.000	Pass
			RB12#0	21.56	3.85	25.41	0.348	1.000	Pass
			RB12#6	21.63	3.85	25.48	0.353	1.000	Pass
			RB12#13	21.54	3.85	25.39	0.346	1.000	Pass
			RB25#0	21.6	3.85	25.45	0.351	1.000	Pass
		64-QAM	RB1#0	21.64	3.85	25.49	0.354	1.000	Pass
			RB1#13	21.83	3.85	25.68	0.370	1.000	Pass
			RB1#24	21.73	3.85	25.58	0.361	1.000	Pass
			RB12#0	20.53	3.85	24.38	0.274	1.000	Pass
			RB12#6	20.64	3.85	24.49	0.281	1.000	Pass
			RB12#13	20.54	3.85	24.39	0.275	1.000	Pass
			RB25#0	20.65	3.85	24.50	0.282	1.000	Pass
	HCH	QPSK	RB1#0	23.49	3.85	27.34	0.542	1.000	Pass
			RB1#13	23.64	3.85	27.49	0.561	1.000	Pass
			RB1#24	23.48	3.85	27.33	0.541	1.000	Pass
			RB12#0	22.52	3.85	26.37	0.434	1.000	Pass
			RB12#6	22.61	3.85	26.46	0.443	1.000	Pass
			RB12#13	22.54	3.85	26.39	0.436	1.000	Pass
			RB25#0	22.56	3.85	26.41	0.438	1.000	Pass
		16-QAM	RB1#0	22.58	3.85	26.43	0.440	1.000	Pass
			RB1#13	22.72	3.85	26.57	0.454	1.000	Pass
			RB1#24	22.53	3.85	26.38	0.435	1.000	Pass
			RB12#0	21.55	3.85	25.40	0.347	1.000	Pass
			RB12#6	21.59	3.85	25.44	0.350	1.000	Pass
			RB12#13	21.58	3.85	25.43	0.349	1.000	Pass
			RB25#0	21.69	3.85	25.54	0.358	1.000	Pass
		64-QAM	RB1#0	21.73	3.85	25.58	0.361	1.000	Pass
			RB1#13	21.93	3.85	25.78	0.378	1.000	Pass
			RB1#24	21.75	3.85	25.60	0.363	1.000	Pass
			RB12#0	20.79	3.85	24.64	0.291	1.000	Pass
			RB12#6	20.8	3.85	24.65	0.292	1.000	Pass
			RB12#13	20.71	3.85	24.56	0.286	1.000	Pass
			RB25#0	20.66	3.85	24.51	0.282	1.000	Pass

Test BW	Test Channel	Test Mode	Test RB (Size#Offset)	Conducted Output AV Power (dBm)	Antenna Gain (dBi)	EIRP (dBm)	EIRP (W)	Limit (W)	Verdict
LTE Band 66									
10 MHz	LCH	QPSK	RB1#0	23.46	3.85	27.31	0.538	1.000	Pass
			RB1#25	23.52	3.85	27.37	0.546	1.000	Pass
			RB1#49	23.43	3.85	27.28	0.535	1.000	Pass
			RB25#0	22.4	3.85	26.25	0.422	1.000	Pass
			RB25#13	22.5	3.85	26.35	0.432	1.000	Pass
			RB25#25	22.4	3.85	26.25	0.422	1.000	Pass
			RB50#0	22.44	3.85	26.29	0.426	1.000	Pass
		16-QAM	RB1#0	22.95	3.85	26.80	0.479	1.000	Pass
			RB1#25	23.04	3.85	26.89	0.489	1.000	Pass
			RB1#49	23.06	3.85	26.91	0.491	1.000	Pass
			RB25#0	21.56	3.85	25.41	0.348	1.000	Pass
			RB25#13	21.62	3.85	25.47	0.352	1.000	Pass
			RB25#25	21.58	3.85	25.43	0.349	1.000	Pass
			RB50#0	21.51	3.85	25.36	0.344	1.000	Pass
		64-QAM	RB1#0	21.75	3.85	25.60	0.363	1.000	Pass
			RB1#25	21.84	3.85	25.69	0.371	1.000	Pass
			RB1#49	21.83	3.85	25.68	0.370	1.000	Pass
			RB25#0	20.57	3.85	24.42	0.277	1.000	Pass
			RB25#13	20.66	3.85	24.51	0.282	1.000	Pass
			RB25#25	20.6	3.85	24.45	0.279	1.000	Pass
			RB50#0	20.59	3.85	24.44	0.278	1.000	Pass
	MCH	QPSK	RB1#0	23.53	3.85	27.38	0.547	1.000	Pass
			RB1#25	23.61	3.85	27.46	0.557	1.000	Pass
			RB1#49	23.6	3.85	27.45	0.556	1.000	Pass
			RB25#0	22.51	3.85	26.36	0.433	1.000	Pass
			RB25#13	22.55	3.85	26.40	0.437	1.000	Pass
			RB25#25	22.51	3.85	26.36	0.433	1.000	Pass
			RB50#0	22.53	3.85	26.38	0.435	1.000	Pass
		16-QAM	RB1#0	22.6	3.85	26.45	0.442	1.000	Pass
			RB1#25	22.74	3.85	26.59	0.456	1.000	Pass
			RB1#49	22.73	3.85	26.58	0.455	1.000	Pass
			RB25#0	21.59	3.85	25.44	0.350	1.000	Pass
			RB25#13	21.69	3.85	25.54	0.358	1.000	Pass
			RB25#25	21.64	3.85	25.49	0.354	1.000	Pass
			RB50#0	21.58	3.85	25.43	0.349	1.000	Pass
		64-QAM	RB1#0	21.6	3.85	25.45	0.351	1.000	Pass
			RB1#25	21.75	3.85	25.60	0.363	1.000	Pass
			RB1#49	21.76	3.85	25.61	0.364	1.000	Pass

Test BW	Test Channel	Test Mode	Test RB (Size#Offset)	Conducted Output AV Power (dBm)	Antenna Gain (dBi)	EIRP (dBm)	EIRP (W)	Limit (W)	Verdict
LTE Band 66									
			RB25#0	20.7	3.85	24.55	0.285	1.000	Pass
			RB25#13	20.77	3.85	24.62	0.290	1.000	Pass
			RB25#25	20.68	3.85	24.53	0.284	1.000	Pass
			RB50#0	20.63	3.85	24.48	0.281	1.000	Pass
	HCH	QPSK	RB1#0	23.52	3.85	27.37	0.546	1.000	Pass
			RB1#25	23.64	3.85	27.49	0.561	1.000	Pass
			RB1#49	23.56	3.85	27.41	0.551	1.000	Pass
			RB25#0	22.53	3.85	26.38	0.435	1.000	Pass
			RB25#13	22.58	3.85	26.43	0.440	1.000	Pass
			RB25#25	22.51	3.85	26.36	0.433	1.000	Pass
			RB50#0	22.57	3.85	26.42	0.439	1.000	Pass
		16-QAM	RB1#0	22.51	3.85	26.36	0.433	1.000	Pass
			RB1#25	22.65	3.85	26.50	0.447	1.000	Pass
			RB1#49	22.58	3.85	26.43	0.440	1.000	Pass
			RB25#0	21.72	3.85	25.57	0.361	1.000	Pass
			RB25#13	21.79	3.85	25.64	0.366	1.000	Pass
			RB25#25	21.67	3.85	25.52	0.356	1.000	Pass
			RB50#0	21.63	3.85	25.48	0.353	1.000	Pass
		64-QAM	RB1#0	21.49	3.85	25.34	0.342	1.000	Pass
			RB1#25	21.58	3.85	25.43	0.349	1.000	Pass
			RB1#49	21.54	3.85	25.39	0.346	1.000	Pass
			RB25#0	20.73	3.85	24.58	0.287	1.000	Pass
			RB25#13	20.78	3.85	24.63	0.290	1.000	Pass
			RB25#25	20.7	3.85	24.55	0.285	1.000	Pass
			RB50#0	20.69	3.85	24.54	0.284	1.000	Pass
15 MHz	LCH	QPSK	RB1#0	23.39	3.85	27.24	0.530	1.000	Pass
			RB1#38	23.44	3.85	27.29	0.536	1.000	Pass
			RB1#74	23.38	3.85	27.23	0.528	1.000	Pass
			RB36#0	22.44	3.85	26.29	0.426	1.000	Pass
			RB36#19	22.46	3.85	26.31	0.428	1.000	Pass
			RB36#39	22.43	3.85	26.28	0.425	1.000	Pass
			RB75#0	22.49	3.85	26.34	0.431	1.000	Pass
		16-QAM	RB1#0	22.87	3.85	26.72	0.470	1.000	Pass
			RB1#38	23.06	3.85	26.91	0.491	1.000	Pass
			RB1#74	23.06	3.85	26.91	0.491	1.000	Pass
			RB36#0	21.49	3.85	25.34	0.342	1.000	Pass
			RB36#19	21.57	3.85	25.42	0.348	1.000	Pass
			RB36#39	21.54	3.85	25.39	0.346	1.000	Pass

Test BW	Test Channel	Test Mode	Test RB (Size#Offset)	Conducted Output AV Power (dBm)	Antenna Gain (dBi)	EIRP (dBm)	EIRP (W)	Limit (W)	Verdict
LTE Band 66									
			RB75#0	21.52	3.85	25.37	0.344	1.000	Pass
		64-QAM	RB1#0	21.67	3.85	25.52	0.356	1.000	Pass
			RB1#38	21.79	3.85	25.64	0.366	1.000	Pass
			RB1#74	21.74	3.85	25.59	0.362	1.000	Pass
			RB36#0	20.55	3.85	24.40	0.275	1.000	Pass
			RB36#19	20.58	3.85	24.43	0.277	1.000	Pass
			RB36#39	20.56	3.85	24.41	0.276	1.000	Pass
			RB75#0	20.55	3.85	24.40	0.275	1.000	Pass
	MCH	QPSK	RB1#0	23.43	3.85	27.28	0.535	1.000	Pass
			RB1#38	23.6	3.85	27.45	0.556	1.000	Pass
			RB1#74	23.56	3.85	27.41	0.551	1.000	Pass
			RB36#0	22.5	3.85	26.35	0.432	1.000	Pass
			RB36#19	22.56	3.85	26.41	0.438	1.000	Pass
			RB36#39	22.49	3.85	26.34	0.431	1.000	Pass
			RB75#0	22.52	3.85	26.37	0.434	1.000	Pass
		16-QAM	RB1#0	22.55	3.85	26.40	0.437	1.000	Pass
			RB1#38	22.74	3.85	26.59	0.456	1.000	Pass
			RB1#74	22.69	3.85	26.54	0.451	1.000	Pass
			RB36#0	21.55	3.85	25.40	0.347	1.000	Pass
			RB36#19	21.63	3.85	25.48	0.353	1.000	Pass
			RB36#39	21.58	3.85	25.43	0.349	1.000	Pass
			RB75#0	21.59	3.85	25.44	0.350	1.000	Pass
		64-QAM	RB1#0	21.57	3.85	25.42	0.348	1.000	Pass
			RB1#38	21.75	3.85	25.60	0.363	1.000	Pass
			RB1#74	21.73	3.85	25.58	0.361	1.000	Pass
			RB36#0	20.62	3.85	24.47	0.280	1.000	Pass
			RB36#19	20.67	3.85	24.52	0.283	1.000	Pass
			RB36#39	20.63	3.85	24.48	0.281	1.000	Pass
			RB75#0	20.62	3.85	24.47	0.280	1.000	Pass
	HCH	QPSK	RB1#0	23.52	3.85	27.37	0.546	1.000	Pass
			RB1#38	23.65	3.85	27.50	0.562	1.000	Pass
			RB1#74	23.54	3.85	27.39	0.548	1.000	Pass
			RB36#0	22.58	3.85	26.43	0.440	1.000	Pass
			RB36#19	22.6	3.85	26.45	0.442	1.000	Pass
			RB36#39	22.53	3.85	26.38	0.435	1.000	Pass
			RB75#0	22.57	3.85	26.42	0.439	1.000	Pass
		16-QAM	RB1#0	22.88	3.85	26.73	0.471	1.000	Pass
			RB1#38	23.02	3.85	26.87	0.486	1.000	Pass

Test BW	Test Channel	Test Mode	Test RB (Size#Offset)	Conducted Output AV Power (dBm)	Antenna Gain (dBi)	EIRP (dBm)	EIRP (W)	Limit (W)	Verdict
LTE Band 66									
			RB1#74	22.96	3.85	26.81	0.480	1.000	Pass
			RB36#0	21.57	3.85	25.42	0.348	1.000	Pass
			RB36#19	21.63	3.85	25.48	0.353	1.000	Pass
			RB36#39	21.61	3.85	25.46	0.352	1.000	Pass
			RB75#0	21.58	3.85	25.43	0.349	1.000	Pass
		64-QAM	RB1#0	21.95	3.85	25.80	0.380	1.000	Pass
			RB1#38	22.01	3.85	25.86	0.385	1.000	Pass
			RB1#74	22.02	3.85	25.87	0.386	1.000	Pass
			RB36#0	20.58	3.85	24.43	0.277	1.000	Pass
			RB36#19	20.6	3.85	24.45	0.279	1.000	Pass
			RB36#39	20.53	3.85	24.38	0.274	1.000	Pass
			RB75#0	20.61	3.85	24.46	0.279	1.000	Pass
20 MHz	LCH	QPSK	RB1#0	23.29	3.85	27.14	0.518	1.000	Pass
			RB1#50	23.58	3.85	27.43	0.553	1.000	Pass
			RB1#99	23.4	3.85	27.25	0.531	1.000	Pass
			RB50#0	22.44	3.85	26.29	0.426	1.000	Pass
			RB50#25	22.49	3.85	26.34	0.431	1.000	Pass
			RB50#50	22.52	3.85	26.37	0.434	1.000	Pass
			RB100#0	22.48	3.85	26.33	0.430	1.000	Pass
		16-QAM	RB1#0	22.61	3.85	26.46	0.443	1.000	Pass
			RB1#50	22.9	3.85	26.75	0.473	1.000	Pass
			RB1#99	22.76	3.85	26.61	0.458	1.000	Pass
			RB50#0	21.48	3.85	25.33	0.341	1.000	Pass
			RB50#25	21.55	3.85	25.40	0.347	1.000	Pass
			RB50#50	21.58	3.85	25.43	0.349	1.000	Pass
			RB100#0	21.54	3.85	25.39	0.346	1.000	Pass
		64-QAM	RB1#0	21.51	3.85	25.36	0.344	1.000	Pass
			RB1#50	21.83	3.85	25.68	0.370	1.000	Pass
			RB1#99	21.68	3.85	25.53	0.357	1.000	Pass
			RB50#0	20.63	3.85	24.48	0.281	1.000	Pass
			RB50#25	20.61	3.85	24.46	0.279	1.000	Pass
			RB50#50	20.67	3.85	24.52	0.283	1.000	Pass
			RB100#0	20.57	3.85	24.42	0.277	1.000	Pass
	MCH	QPSK	RB1#0	23.37	3.85	27.22	0.527	1.000	Pass
			RB1#50	23.68	3.85	27.53	0.566	1.000	Pass
			RB1#99	23.55	3.85	27.40	0.550	1.000	Pass
			RB50#0	22.48	3.85	26.33	0.430	1.000	Pass
			RB50#25	22.6	3.85	26.45	0.442	1.000	Pass

Test BW	Test Channel	Test Mode	Test RB (Size#Offset)	Conducted Output AV Power (dBm)	Antenna Gain (dBi)	EIRP (dBm)	EIRP (W)	Limit (W)	Verdict
LTE Band 66									
			RB50#50	22.5	3.85	26.35	0.432	1.000	Pass
			RB100#0	22.51	3.85	26.36	0.433	1.000	Pass
		16-QAM	RB1#0	22.54	3.85	26.39	0.436	1.000	Pass
			RB1#50	22.84	3.85	26.69	0.467	1.000	Pass
			RB1#99	22.74	3.85	26.59	0.456	1.000	Pass
			RB50#0	21.54	3.85	25.39	0.346	1.000	Pass
			RB50#25	21.66	3.85	25.51	0.356	1.000	Pass
			RB50#50	21.61	3.85	25.46	0.352	1.000	Pass
			RB100#0	21.55	3.85	25.40	0.347	1.000	Pass
		64-QAM	RB1#0	21.67	3.85	25.52	0.356	1.000	Pass
			RB1#50	22	3.85	25.85	0.385	1.000	Pass
			RB1#99	21.88	3.85	25.73	0.374	1.000	Pass
			RB50#0	20.55	3.85	24.40	0.275	1.000	Pass
			RB50#25	20.73	3.85	24.58	0.287	1.000	Pass
			RB50#50	20.66	3.85	24.51	0.282	1.000	Pass
			RB100#0	20.54	3.85	24.39	0.275	1.000	Pass
	HCH	QPSK	RB1#0	23.36	3.85	27.21	0.526	1.000	Pass
			RB1#50	23.63	3.85	27.48	0.560	1.000	Pass
			RB1#99	23.46	3.85	27.31	0.538	1.000	Pass
			RB50#0	22.43	3.85	26.28	0.425	1.000	Pass
			RB50#25	22.63	3.85	26.48	0.445	1.000	Pass
			RB50#50	22.5	3.85	26.35	0.432	1.000	Pass
			RB100#0	22.43	3.85	26.28	0.425	1.000	Pass
		16-QAM	RB1#0	22.97	3.85	26.82	0.481	1.000	Pass
			RB1#50	23.16	3.85	27.01	0.502	1.000	Pass
			RB1#99	23.04	3.85	26.89	0.489	1.000	Pass
			RB50#0	21.53	3.85	25.38	0.345	1.000	Pass
			RB50#25	21.68	3.85	25.53	0.357	1.000	Pass
			RB50#50	21.55	3.85	25.40	0.347	1.000	Pass
			RB100#0	21.49	3.85	25.34	0.342	1.000	Pass
		64-QAM	RB1#0	21.38	3.85	25.23	0.333	1.000	Pass
			RB1#50	21.57	3.85	25.42	0.348	1.000	Pass
			RB1#99	21.47	3.85	25.32	0.340	1.000	Pass
			RB50#0	20.53	3.85	24.38	0.274	1.000	Pass
			RB50#25	20.73	3.85	24.58	0.287	1.000	Pass
			RB50#50	20.57	3.85	24.42	0.277	1.000	Pass
			RB100#0	20.54	3.85	24.39	0.275	1.000	Pass

A.2 Peak to Average Ratio

Note 1: For average power technique, the peak-to-average ratio (PAR) of the transmission may not exceed 13 dB. For GSM, GPRS and EGPRS, there are peak power to demonstrate compliance, PAR measurements are not required.

Note 2: Test plots please refer to the document "Annex No.: Ti-CC26060419-501 Data Part 1.pdf".

LTE Mode Test Data

Test Band	Test Bandwidth	Test Channel	Test Mode	Test RB (Size#Offset)	Peak to Average Ratio (dB)	Limit (dB)	Verdict[Note2]
LTE Band 2	20 MHz	LCH	QPSK	RB1#0	4.08	13	Pass
				RB100#0	5.58	13	Pass
			16-QAM	RB1#0	4.78	13	Pass
				RB100#0	6.33	13	Pass
		MCH	QPSK	RB1#0	5.16	13	Pass
				RB100#0	5.48	13	Pass
			16-QAM	RB1#0	5.95	13	Pass
				RB100#0	6.28	13	Pass
		HCH	QPSK	RB1#0	4.78	13	Pass
				RB100#0	5.67	13	Pass
			16-QAM	RB1#0	5.72	13	Pass
				RB100#0	6.42	13	Pass
LTE Band 4	20 MHz	LCH	QPSK	RB1#0	3.84	13	Pass
				RB100#0	5.63	13	Pass
			16-QAM	RB1#0	4.55	13	Pass
				RB100#0	6.47	13	Pass
		MCH	QPSK	RB1#0	5.48	13	Pass
				RB100#0	5.58	13	Pass
			16-QAM	RB1#0	6.28	13	Pass
				RB100#0	6.33	13	Pass
		HCH	QPSK	RB1#0	4.31	13	Pass
				RB100#0	5.53	13	Pass
			16-QAM	RB1#0	5.34	13	Pass
				RB100#0	6.28	13	Pass
LTE Band 66	20 MHz	LCH	QPSK	RB1#0	3.94	13	Pass
				RB100#0	5.67	13	Pass
			16-QAM	RB1#0	5.02	13	Pass
				RB100#0	6.38	13	Pass
		MCH	QPSK	RB1#0	4.22	13	Pass
				RB100#0	5.48	13	Pass
			16-QAM	RB1#0	4.92	13	Pass
				RB100#0	6.23	13	Pass
		HCH	QPSK	RB1#0	5.16	13	Pass

Test Band	Test Bandwidth	Test Channel	Test Mode	Test RB (Size#Offset)	Peak to Average Ratio (dB)	Limit (dB)	Verdict[Note2]
				RB100#0	5.48	13	Pass
			16-QAM	RB1#0	6	13	Pass
				RB100#0	6.28	13	Pass
LTE Band 12	10 MHz	LCH	QPSK	RB1#0	4.78	13	Pass
				RB50#0	5.53	13	Pass
			16-QAM	RB1#0	5.63	13	Pass
				RB50#0	6.19	13	Pass
		MCH	QPSK	RB1#0	4.64	13	Pass
				RB50#0	5.48	13	Pass
			16-QAM	RB1#0	5.63	13	Pass
				RB50#0	6.23	13	Pass
		HCH	QPSK	RB1#0	4.45	13	Pass
				RB50#0	5.39	13	Pass
			16-QAM	RB1#0	5.25	13	Pass
				RB50#0	6.23	13	Pass
LTE Band 17	10 MHz	LCH	QPSK	RB1#0	4.55	13	Pass
				RB50#0	5.44	13	Pass
			16-QAM	RB1#0	5.34	13	Pass
				RB50#0	6.23	13	Pass
		MCH	QPSK	RB1#0	4.55	13	Pass
				RB50#0	5.44	13	Pass
			16-QAM	RB1#0	5.44	13	Pass
				RB50#0	6.19	13	Pass
		HCH	QPSK	RB1#0	4.5	13	Pass
				RB50#0	5.39	13	Pass
			16-QAM	RB1#0	5.53	13	Pass
				RB50#0	6.23	13	Pass
LTE Band 5	10 MHz	LCH	QPSK	RB1#0	5.34	13	Pass
				RB50#0	5.72	13	Pass
			16-QAM	RB1#0	6.28	13	Pass
				RB50#0	6.47	13	Pass
		MCH	QPSK	RB1#0	5.11	13	Pass
				RB50#0	5.58	13	Pass
			16-QAM	RB1#0	5.81	13	Pass
				RB50#0	6.38	13	Pass
		HCH	QPSK	RB1#0	5.25	13	Pass
				RB50#0	5.67	13	Pass
			16-QAM	RB1#0	6.09	13	Pass
				RB50#0	6.42	13	Pass
	20 MHz	LCH	QPSK	RB1#0	4.5	13	Pass

Test Band	Test Bandwidth	Test Channel	Test Mode	Test RB (Size#Offset)	Peak to Average Ratio (dB)	Limit (dB)	Verdict[Note2]
LTE Band 7				RB100#0	5.44	13	Pass
			16-QAM	RB1#0	5.2	13	Pass
				RB100#0	6.23	13	Pass
		MCH	QPSK	RB1#0	5.16	13	Pass
				RB100#0	5.53	13	Pass
			16-QAM	RB1#0	5.95	13	Pass
				RB100#0	6.33	13	Pass
		HCH	QPSK	RB1#0	4.41	13	Pass
				RB100#0	5.48	13	Pass
			16-QAM	RB1#0	5.44	13	Pass
				RB100#0	6.19	13	Pass
LTE Band 13	10 MHz	MCH	QPSK	RB1#0	4.88	13	Pass
				RB50#0	5.39	13	Pass
			16-QAM	RB1#0	5.77	13	Pass
				RB50#0	6.19	13	Pass

A.3 Occupied Bandwidth

Note 1: All modes were tested, but only the typical data were reported in this report.

Note 2: Test plots please refer to the document "Annex No.: Ti-CC26060419-501 Data Part 2.pdf".

LTE Mode Test Data

Test Band	Test Bandwidth	Test Channel	Test Mode	Test RB (Size#Offset)	Measured 99% Occupied Bandwidth (MHz)	Measured -26 dB Occupied Bandwidth (MHz)	Verdict[Note2]
Band 2	1.4 MHz	LCH	QPSK	RB6#0	1.092	1.263	Pass
			16-QAM	RB6#0	1.092	1.261	Pass
			64-QAM	RB6#0	1.088	1.273	Pass
		MCH	QPSK	RB6#0	1.089	1.271	Pass
			16-QAM	RB6#0	1.087	1.247	Pass
			64-QAM	RB6#0	1.097	1.286	Pass
		HCH	QPSK	RB6#0	1.094	1.255	Pass
			16-QAM	RB6#0	1.091	1.259	Pass
			64-QAM	RB6#0	1.088	1.248	Pass
	3 MHz	LCH	QPSK	RB15#0	2.69	2.953	Pass
			16-QAM	RB15#0	2.691	2.962	Pass
			64-QAM	RB15#0	2.7	2.967	Pass
		MCH	QPSK	RB15#0	2.692	2.979	Pass
			16-QAM	RB15#0	2.687	2.97	Pass
			64-QAM	RB15#0	2.685	2.957	Pass
		HCH	QPSK	RB15#0	2.69	2.963	Pass
			16-QAM	RB15#0	2.684	2.973	Pass
			64-QAM	RB15#0	2.69	2.962	Pass
	5 MHz	LCH	QPSK	RB25#0	4.503	4.911	Pass
			16-QAM	RB25#0	4.494	4.881	Pass
			64-QAM	RB25#0	4.495	4.901	Pass
		MCH	QPSK	RB25#0	4.495	4.874	Pass
			16-QAM	RB25#0	4.5	4.917	Pass
			64-QAM	RB25#0	4.497	4.887	Pass
		HCH	QPSK	RB25#0	4.49	4.875	Pass
			16-QAM	RB25#0	4.494	4.903	Pass
			64-QAM	RB25#0	4.492	4.898	Pass
	10 MHz	LCH	QPSK	RB50#0	8.962	9.751	Pass
			16-QAM	RB50#0	8.959	9.711	Pass
			64-QAM	RB50#0	8.955	9.744	Pass
		MCH	QPSK	RB50#0	8.942	9.683	Pass
			16-QAM	RB50#0	8.947	9.683	Pass

Test Band	Test Bandwidth	Test Channel	Test Mode	Test RB (Size#Offset)	Measured 99% Occupied Bandwidth (MHz)	Measured -26 dB Occupied Bandwidth (MHz)	Verdict[Note2]
			64-QAM	RB50#0	8.937	9.69	Pass
		HCH	QPSK	RB50#0	8.961	9.678	Pass
			16-QAM	RB50#0	8.956	9.744	Pass
			64-QAM	RB50#0	8.954	9.671	Pass
	15 MHz	LCH	QPSK	RB75#0	13.465	14.624	Pass
			16-QAM	RB75#0	13.478	14.556	Pass
			64-QAM	RB75#0	13.439	14.57	Pass
		MCH	QPSK	RB75#0	13.403	14.526	Pass
			16-QAM	RB75#0	13.42	14.521	Pass
			64-QAM	RB75#0	13.406	14.566	Pass
		HCH	QPSK	RB75#0	13.445	14.639	Pass
			16-QAM	RB75#0	13.462	14.519	Pass
			64-QAM	RB75#0	13.48	14.538	Pass
	20 MHz	LCH	QPSK	RB100#0	17.97	19.362	Pass
			16-QAM	RB100#0	17.946	19.308	Pass
			64-QAM	RB100#0	17.934	19.357	Pass
		MCH	QPSK	RB100#0	17.854	19.266	Pass
			16-QAM	RB100#0	17.872	19.429	Pass
			64-QAM	RB100#0	17.877	19.164	Pass
		HCH	QPSK	RB100#0	17.949	19.337	Pass
			16-QAM	RB100#0	17.959	19.34	Pass
			64-QAM	RB100#0	17.942	19.342	Pass

Test Band	Test Bandwidth	Test Channel	Test Mode	Test RB (Size#Offset)	Measured 99% Occupied Bandwidth (MHz)	Measured -26 dB Occupied Bandwidth (MHz)	Verdict[Note2]
Band 4	1.4 MHz	LCH	QPSK	RB6#0	1.095	1.266	Pass
			16-QAM	RB6#0	1.093	1.262	Pass
			64-QAM	RB6#0	1.087	1.261	Pass
		MCH	QPSK	RB6#0	1.087	1.266	Pass
			16-QAM	RB6#0	1.092	1.272	Pass
			64-QAM	RB6#0	1.089	1.275	Pass
		HCH	QPSK	RB6#0	1.091	1.288	Pass
			16-QAM	RB6#0	1.087	1.261	Pass
			64-QAM	RB6#0	1.098	1.282	Pass
	3 MHz	LCH	QPSK	RB15#0	2.691	2.969	Pass
			16-QAM	RB15#0	2.69	2.989	Pass
			64-QAM	RB15#0	2.692	2.976	Pass
		MCH	QPSK	RB15#0	2.685	2.966	Pass
			16-QAM	RB15#0	2.69	2.972	Pass
			64-QAM	RB15#0	2.686	2.964	Pass
		HCH	QPSK	RB15#0	2.694	2.975	Pass
			16-QAM	RB15#0	2.686	2.952	Pass
			64-QAM	RB15#0	2.688	2.972	Pass
	5 MHz	LCH	QPSK	RB25#0	4.502	4.88	Pass
			16-QAM	RB25#0	4.495	4.87	Pass
			64-QAM	RB25#0	4.493	4.904	Pass
		MCH	QPSK	RB25#0	4.496	4.883	Pass
			16-QAM	RB25#0	4.494	4.893	Pass
			64-QAM	RB25#0	4.499	4.899	Pass
		HCH	QPSK	RB25#0	4.497	4.908	Pass
			16-QAM	RB25#0	4.505	4.923	Pass
			64-QAM	RB25#0	4.497	4.9	Pass
	10 MHz	LCH	QPSK	RB50#0	8.972	9.81	Pass
			16-QAM	RB50#0	8.957	9.708	Pass
			64-QAM	RB50#0	8.962	9.745	Pass
		MCH	QPSK	RB50#0	8.958	9.713	Pass
			16-QAM	RB50#0	8.958	9.704	Pass
			64-QAM	RB50#0	8.95	9.686	Pass
		HCH	QPSK	RB50#0	8.97	9.77	Pass
			16-QAM	RB50#0	8.976	9.749	Pass
			64-QAM	RB50#0	8.97	9.705	Pass
	15 MHz	LCH	QPSK	RB75#0	13.442	14.587	Pass

Test Band	Test Bandwidth	Test Channel	Test Mode	Test RB (Size#Offset)	Measured 99% Occupied Bandwidth (MHz)	Measured -26 dB Occupied Bandwidth (MHz)	Verdict[Note2]
			16-QAM	RB75#0	13.429	14.605	Pass
			64-QAM	RB75#0	13.431	14.583	Pass
		MCH	QPSK	RB75#0	13.426	14.564	Pass
			16-QAM	RB75#0	13.449	14.566	Pass
			64-QAM	RB75#0	13.432	14.547	Pass
		HCH	QPSK	RB75#0	13.441	14.596	Pass
			16-QAM	RB75#0	13.464	14.488	Pass
			64-QAM	RB75#0	13.474	14.606	Pass
	20 MHz	LCH	QPSK	RB100#0	17.921	19.259	Pass
			16-QAM	RB100#0	17.972	19.405	Pass
			64-QAM	RB100#0	17.901	19.277	Pass
		MCH	QPSK	RB100#0	17.922	19.305	Pass
			16-QAM	RB100#0	17.928	19.294	Pass
			64-QAM	RB100#0	17.885	19.28	Pass
		HCH	QPSK	RB100#0	17.905	19.457	Pass
			16-QAM	RB100#0	17.888	19.306	Pass
			64-QAM	RB100#0	17.903	19.201	Pass

Test Band	Test Bandwidth	Test Channel	Test Mode	Test RB (Size#Offset)	Measured 99% Occupied Bandwidth (MHz)	Measured -26 dB Occupied Bandwidth (MHz)	Verdict[Note2]
Band 5	1.4 MHz	LCH	QPSK	RB6#0	1.086	1.266	Pass
			16-QAM	RB6#0	1.092	1.27	Pass
			64-QAM	RB6#0	1.098	1.285	Pass
		MCH	QPSK	RB6#0	1.091	1.262	Pass
			16-QAM	RB6#0	1.092	1.264	Pass
			64-QAM	RB6#0	1.087	1.257	Pass
		HCH	QPSK	RB6#0	1.087	1.262	Pass
			16-QAM	RB6#0	1.095	1.271	Pass
			64-QAM	RB6#0	1.092	1.259	Pass
	3 MHz	LCH	QPSK	RB15#0	2.688	2.96	Pass
			16-QAM	RB15#0	2.691	2.956	Pass
			64-QAM	RB15#0	2.69	2.976	Pass
		MCH	QPSK	RB15#0	2.686	2.958	Pass
			16-QAM	RB15#0	2.691	2.972	Pass
			64-QAM	RB15#0	2.686	2.958	Pass
		HCH	QPSK	RB15#0	2.685	2.961	Pass
			16-QAM	RB15#0	2.682	2.977	Pass
			64-QAM	RB15#0	2.688	2.957	Pass
	5 MHz	LCH	QPSK	RB25#0	4.495	4.909	Pass
			16-QAM	RB25#0	4.508	4.935	Pass
			64-QAM	RB25#0	4.494	4.892	Pass
		MCH	QPSK	RB25#0	4.495	4.909	Pass
			16-QAM	RB25#0	4.492	4.893	Pass
			64-QAM	RB25#0	4.501	4.893	Pass
		HCH	QPSK	RB25#0	4.495	4.877	Pass
			16-QAM	RB25#0	4.489	4.886	Pass
			64-QAM	RB25#0	4.487	4.895	Pass
	10 MHz	LCH	QPSK	RB50#0	8.992	9.823	Pass
			16-QAM	RB50#0	8.988	9.817	Pass
			64-QAM	RB50#0	8.973	9.712	Pass
		MCH	QPSK	RB50#0	8.936	9.681	Pass
			16-QAM	RB50#0	8.945	9.716	Pass
			64-QAM	RB50#0	8.939	9.673	Pass
		HCH	QPSK	RB50#0	8.964	9.71	Pass
			16-QAM	RB50#0	8.958	9.759	Pass
			64-QAM	RB50#0	8.976	9.731	Pass

Test Band	Test Bandwidth	Test Channel	Test Mode	Test RB (Size#Offset)	Measured 99% Occupied Bandwidth (MHz)	Measured -26 dB Occupied Bandwidth (MHz)	Verdict[Note2]
Band7	5 MHz	LCH	QPSK	RB25#0	4.504	4.898	Pass
			16-QAM	RB25#0	4.496	4.88	Pass
			64-QAM	RB25#0	4.494	4.899	Pass
		MCH	QPSK	RB25#0	4.497	4.912	Pass
			16-QAM	RB25#0	4.504	4.917	Pass
			64-QAM	RB25#0	4.5	4.893	Pass
		HCH	QPSK	RB25#0	4.497	4.869	Pass
			16-QAM	RB25#0	4.498	4.901	Pass
			64-QAM	RB25#0	4.496	4.904	Pass
	10 MHz	LCH	QPSK	RB50#0	8.968	9.752	Pass
			16-QAM	RB50#0	8.964	9.74	Pass
			64-QAM	RB50#0	8.948	9.707	Pass
		MCH	QPSK	RB50#0	8.952	9.715	Pass
			16-QAM	RB50#0	8.972	9.736	Pass
			64-QAM	RB50#0	8.967	9.708	Pass
		HCH	QPSK	RB50#0	8.982	9.772	Pass
			16-QAM	RB50#0	8.975	9.696	Pass
			64-QAM	RB50#0	8.976	9.749	Pass
	15 MHz	LCH	QPSK	RB75#0	13.451	14.559	Pass
			16-QAM	RB75#0	13.422	14.595	Pass
			64-QAM	RB75#0	13.397	14.52	Pass
		MCH	QPSK	RB75#0	13.424	14.59	Pass
			16-QAM	RB75#0	13.454	14.588	Pass
			64-QAM	RB75#0	13.428	14.598	Pass
		HCH	QPSK	RB75#0	13.44	14.583	Pass
			16-QAM	RB75#0	13.453	14.627	Pass
			64-QAM	RB75#0	13.458	14.602	Pass
	20 MHz	LCH	QPSK	RB100#0	17.893	19.383	Pass
			16-QAM	RB100#0	17.91	19.293	Pass
			64-QAM	RB100#0	17.882	19.34	Pass
		MCH	QPSK	RB100#0	17.887	19.31	Pass
			16-QAM	RB100#0	17.905	19.328	Pass
			64-QAM	RB100#0	17.925	19.251	Pass
		HCH	QPSK	RB100#0	17.934	19.317	Pass
			16-QAM	RB100#0	17.918	19.298	Pass
			64-QAM	RB100#0	17.91	19.341	Pass

Test Band	Test Bandwidth	Test Channel	Test Mode	Test RB (Size#Offset)	Measured 99% Occupied Bandwidth (MHz)	Measured -26 dB Occupied Bandwidth (MHz)	Verdict[Note2]
Band 13	5 MHz	LCH	QPSK	RB25#0	4.508	4.902	Pass
			16-QAM	RB25#0	4.487	4.905	Pass
			64-QAM	RB25#0	4.486	4.892	Pass
		MCH	QPSK	RB25#0	4.491	4.882	Pass
			16-QAM	RB25#0	4.502	4.886	Pass
			64-QAM	RB25#0	4.496	4.884	Pass
		HCH	QPSK	RB25#0	4.495	4.871	Pass
			16-QAM	RB25#0	4.503	4.943	Pass
			64-QAM	RB25#0	4.495	4.905	Pass
	10 MHz	LMH	QPSK	RB50#0	8.956	9.76	Pass
			16-QAM	RB50#0	8.931	9.691	Pass
			64-QAM	RB50#0	8.93	9.64	Pass

Test Band	Test Bandwidth	Test Channel	Test Mode	Test RB (Size#Offset)	Measured 99% Occupied Bandwidth (MHz)	Measured -26 dB Occupied Bandwidth (MHz)	Verdict[Note2]
Band 12	1.4 MHz	LCH	QPSK	RB6#0	1.087	1.264	Pass
			16-QAM	RB6#0	1.091	1.27	Pass
			64-QAM	RB6#0	1.09	1.266	Pass
		MCH	QPSK	RB6#0	1.088	1.263	Pass
			16-QAM	RB6#0	1.085	1.256	Pass
			64-QAM	RB6#0	1.097	1.282	Pass
		HCH	QPSK	RB6#0	1.092	1.254	Pass
			16-QAM	RB6#0	1.087	1.263	Pass
			64-QAM	RB6#0	1.087	1.255	Pass
	3 MHz	LCH	QPSK	RB15#0	2.688	2.972	Pass
			16-QAM	RB15#0	2.687	2.955	Pass
			64-QAM	RB15#0	2.702	2.975	Pass
		MCH	QPSK	RB15#0	2.694	2.969	Pass
			16-QAM	RB15#0	2.687	2.958	Pass
			64-QAM	RB15#0	2.684	2.96	Pass
		HCH	QPSK	RB15#0	2.695	2.974	Pass
			16-QAM	RB15#0	2.686	2.976	Pass
			64-QAM	RB15#0	2.692	2.981	Pass
	5 MHz	LCH	QPSK	RB25#0	4.511	4.906	Pass
			16-QAM	RB25#0	4.494	4.878	Pass
			64-QAM	RB25#0	4.491	4.898	Pass
		MCH	QPSK	RB25#0	4.494	4.893	Pass
			16-QAM	RB25#0	4.496	4.906	Pass
			64-QAM	RB25#0	4.498	4.915	Pass
		HCH	QPSK	RB25#0	4.494	4.901	Pass
			16-QAM	RB25#0	4.496	4.904	Pass
			64-QAM	RB25#0	4.488	4.893	Pass
	10 MHz	LCH	QPSK	RB50#0	8.966	9.762	Pass
			16-QAM	RB50#0	8.966	9.698	Pass
			64-QAM	RB50#0	8.949	9.684	Pass
		MCH	QPSK	RB50#0	8.951	9.725	Pass
			16-QAM	RB50#0	8.955	9.736	Pass
			64-QAM	RB50#0	8.953	9.688	Pass
		HCH	QPSK	RB50#0	8.956	9.747	Pass
			16-QAM	RB50#0	8.946	9.736	Pass
			64-QAM	RB50#0	8.955	9.705	Pass

Test Band	Test Bandwidth	Test Channel	Test Mode	Test RB (Size#Offset)	Measured 99% Occupied Bandwidth (MHz)	Measured -26 dB Occupied Bandwidth (MHz)	Verdict[Note2]
Band 17	5 MHz	LCH	QPSK	RB25#0	4.508	4.889	Pass
			16-QAM	RB25#0	4.494	4.871	Pass
			64-QAM	RB25#0	4.495	4.908	Pass
		MCH	QPSK	RB25#0	4.492	4.859	Pass
			16-QAM	RB25#0	4.5	4.916	Pass
			64-QAM	RB25#0	4.498	4.904	Pass
		HCH	QPSK	RB25#0	4.497	5.061	Pass
			16-QAM	RB25#0	4.5	4.913	Pass
			64-QAM	RB25#0	4.496	4.904	Pass
	10 MHz	LCH	QPSK	RB50#0	8.96	9.752	Pass
			16-QAM	RB50#0	8.971	9.676	Pass
			64-QAM	RB50#0	8.936	9.649	Pass
		MCH	QPSK	RB50#0	8.929	9.705	Pass
			16-QAM	RB50#0	8.941	9.682	Pass
			64-QAM	RB50#0	8.939	9.683	Pass
		HCH	QPSK	RB50#0	8.954	9.666	Pass
			16-QAM	RB50#0	8.951	9.729	Pass
			64-QAM	RB50#0	8.954	9.7	Pass

Test Band	Test Bandwidth	Test Channel	Test Mode	Test RB (Size#Offset)	Measured 99% Occupied Bandwidth (MHz)	Measured -26 dB Occupied Bandwidth (MHz)	Verdict[Note2]
Band 66	1.4 MHz	LCH	QPSK	RB6#0	1.087	1.256	Pass
			16-QAM	RB6#0	1.093	1.27	Pass
			64-QAM	RB6#0	1.092	1.266	Pass
		MCH	QPSK	RB6#0	1.092	1.28	Pass
			16-QAM	RB6#0	1.085	1.263	Pass
			64-QAM	RB6#0	1.097	1.285	Pass
		HCH	QPSK	RB6#0	1.09	1.26	Pass
			16-QAM	RB6#0	1.092	1.272	Pass
			64-QAM	RB6#0	1.085	1.255	Pass
	3 MHz	LCH	QPSK	RB15#0	2.692	2.967	Pass
			16-QAM	RB15#0	2.69	2.984	Pass
			64-QAM	RB15#0	2.69	2.971	Pass
		MCH	QPSK	RB15#0	2.694	2.967	Pass
			16-QAM	RB15#0	2.687	2.979	Pass
			64-QAM	RB15#0	2.687	2.958	Pass
		HCH	QPSK	RB15#0	2.694	2.978	Pass
			16-QAM	RB15#0	2.684	2.96	Pass
			64-QAM	RB15#0	2.694	2.962	Pass
	5 MHz	LCH	QPSK	RB25#0	4.504	4.91	Pass
			16-QAM	RB25#0	4.494	4.873	Pass
			64-QAM	RB25#0	4.495	4.901	Pass
		MCH	QPSK	RB25#0	4.492	4.901	Pass
			16-QAM	RB25#0	4.501	4.915	Pass
			64-QAM	RB25#0	4.501	4.896	Pass
		HCH	QPSK	RB25#0	4.502	4.856	Pass
			16-QAM	RB25#0	4.496	4.902	Pass
			64-QAM	RB25#0	4.496	4.894	Pass
	10 MHz	LCH	QPSK	RB50#0	8.969	9.815	Pass
			16-QAM	RB50#0	8.959	9.692	Pass
			64-QAM	RB50#0	8.947	9.671	Pass
		MCH	QPSK	RB50#0	8.956	9.725	Pass
			16-QAM	RB50#0	8.956	9.707	Pass
			64-QAM	RB50#0	8.958	9.673	Pass
		HCH	QPSK	RB50#0	8.967	9.697	Pass
			16-QAM	RB50#0	8.958	9.759	Pass
			64-QAM	RB50#0	8.961	9.687	Pass
	15 MHz	LCH	QPSK	RB75#0	13.441	14.619	Pass

Test Band	Test Bandwidth	Test Channel	Test Mode	Test RB (Size#Offset)	Measured 99% Occupied Bandwidth (MHz)	Measured -26 dB Occupied Bandwidth (MHz)	Verdict[Note2]
			16-QAM	RB75#0	13.455	14.57	Pass
			64-QAM	RB75#0	13.428	14.629	Pass
		MCH	QPSK	RB75#0	13.415	14.525	Pass
			16-QAM	RB75#0	13.459	14.541	Pass
			64-QAM	RB75#0	13.438	14.611	Pass
		HCH	QPSK	RB75#0	13.42	14.616	Pass
			16-QAM	RB75#0	13.439	14.571	Pass
			64-QAM	RB75#0	13.454	14.843	Pass
	20 MHz	LCH	QPSK	RB100#0	17.926	19.34	Pass
			16-QAM	RB100#0	17.93	19.372	Pass
			64-QAM	RB100#0	17.904	19.428	Pass
		MCH	QPSK	RB100#0	17.867	19.227	Pass
			16-QAM	RB100#0	17.892	19.324	Pass
			64-QAM	RB100#0	17.914	19.261	Pass
		HCH	QPSK	RB100#0	17.871	19.323	Pass
			16-QAM	RB100#0	17.864	19.207	Pass
			64-QAM	RB100#0	17.875	19.189	Pass

A.4 Frequency Stability

LTE Band 2 QPSK 10 MHz

Test Conditions		Frequency Deviation		Verdict
Power (VDC)	Temperature (°C)	MCH 1880 MHz		
		Value(Hz)	Limits (Hz)	
3.85	-30	-6.69	±4700	Pass
	-20	-4.82		
	-10	-5.15		
	0	-0.16		
	10	-7.42		
	20	-7.64		
	25	0.37		
	30	1.02		
	40	-2.68		
	50	-6.32		
	55	-2.15		
4.4	25	0.74		
3.5	25	-2.65		

LTE Band 2 16QAM 10 MHz

Test Conditions		Frequency Deviation		Verdict
Power (VDC)	Temperature (°C)	MCH 1880 MHz		
		Value(Hz)	Limits (Hz)	
3.85	-30	-5.94	±4700	Pass
	-20	1.47		
	-10	-8		
	0	-7.71		
	10	3.45		
	20	-6.15		
	25	1.93		
	30	-5.28		
	40	-0.8		
	50	-4.49		
	55	-5.48		
4.4	25	-4.13		
3.5	25	-5.01		

LTE Band 4 QPSK 10 MHz

Test Conditions		Frequency Deviation		Verdict
Power (VDC)	Temperature (°C)	MCH 1732.5 MHz		
		Value(Hz)	Limits (Hz)	
3.85	-30	-2.86	±4331.25	Pass
	-20	-2.36		
	-10	2.33		
	0	-2.17		
	10	0.13		
	20	0.19		
	25	-2.66		
	30	-8.21		
	40	-0.64		
	50	-3.2		
	55	-1.82		
4.4	25	-3.09		
3.5	25	-7.01		

LTE Band 4 16QAM 10 MHz

Test Conditions		Frequency Deviation		Verdict
Power (VDC)	Temperature (°C)	MCH 1732.5 MHz		
		Value(Hz)	Limits (Hz)	
3.85	-30	-3.09	±4331.25	Pass
	-20	-2.02		
	-10	-8.38		
	0	1.34		
	10	-1.92		
	20	-0.21		
	25	-1.63		
	30	-3.28		
	40	-2.42		
	50	-5.04		
	55	-5.29		
4.4	25	-3.91		
3.5	25	-6.49		

LTE Band 5 QPSK 10 MHz

Test Conditions		Frequency Deviation		Verdict
Power (VDC)	Temperature (°C)	MCH 836.5 MHz		
		Value(Hz)	Limits (Hz)	
3.85	-30	-5.89	±2091.25	Pass
	-20	-5.08		
	-10	-5.42		
	0	-3.1		
	10	-3.09		
	20	-3.58		
	25	-2.16		
	30	-4.65		
	40	-1.19		
	50	-1.39		
	55	-3.69		
4.4	25	-0.82		
3.5	25	-2.57		

LTE Band 5 16QAM 10 MHz

Test Conditions		Frequency Deviation		Verdict
Power (VDC)	Temperature (°C)	MCH 836.5 MHz		
		Value(Hz)	Limits (Hz)	
3.85	-30	-3.78	±2091.25	Pass
	-20	-2.75		
	-10	-2.76		
	0	-6.27		
	10	-3.36		
	20	-5.21		
	25	-2.33		
	30	-5.36		
	40	-3.06		
	50	-3.68		
	55	-1.16		
4.4	25	-1.9		
3.5	25	-4.05		

LTE Band 7 QPSK 10 MHz

Test Conditions		Frequency Deviation		Verdict
Power (VDC)	Temperature (°C)	MCH 2535 MHz		
		Value(Hz)	Limits (Hz)	
3.85	-30	-11.23	±6337.5	Pass
	-20	-4.41		
	-10	-8.73		
	0	-5.08		
	10	-1.73		
	20	-3.06		
	25	-1.27		
	30	-2.56		
	40	-3.28		
	50	-0.7		
	55	-1.63		
4.4	25	-2.46		
3.5	25	-3.93		

LTE Band 7 16-QAM 10 MHz

Test Conditions		Frequency Deviation		Verdict
Power (VDC)	Temperature (°C)	MCH 2535 MHz		
		Value(Hz)	Limits (Hz)	
3.85	-30	-10	±6337.5	Pass
	-20	-6.39		
	-10	-2.43		
	0	-5.12		
	10	-1.27		
	20	-2.66		
	25	-5.87		
	30	0.64		
	40	-2.06		
	50	-3.25		
	55	-8.35		
4.4	25	-4.03		
3.5	25	-0.26		

LTE Band 12 QPSK 10 MHz

Test Conditions		Frequency Deviation		Verdict
Power (VDC)	Temperature (°C)	MCH 707.5 MHz		
		Value(Hz)	Limits (Hz)	
3.85	-30	-1.34	±1768.75	Pass
	-20	-4.23		
	-10	-7.22		
	0	2.7		
	10	-0.24		
	20	-0.39		
	25	-1.27		
	30	-1.27		
	40	-5.48		
	50	-2.85		
	55	-2.8		
4.4	25	-4.72		
3.5	25	-5.16		

LTE Band 12 16QAM10 MHz

Test Conditions		Frequency Deviation		Verdict
Power (VDC)	Temperature (°C)	MCH 707.5 MHz		
		Value(Hz)	Limits (Hz)	
3.85	-30	-2.86	±1768.75	Pass
	-20	-4.75		
	-10	-2.05		
	0	-2.35		
	10	-4.25		
	20	-0.76		
	25	-1.5		
	30	-1.6		
	40	1.44		
	50	-4.18		
	55	-4.84		
4.4	25	-5.52		
3.5	25	-5.28		

LTE Band 13 QPSK 10 MHz

Test Conditions		Frequency Deviation		Verdict
Power (VDC)	Temperature (°C)	MCH 782 MHz		
		Value(Hz)	Limits (Hz)	
3.85	-30	-3.98	±1955	Pass
	-20	-2.5		
	-10	-0.77		
	0	1.09		
	10	-2.62		
	20	-0.17		
	25	-5.24		
	30	0.39		
	40	-0.3		
	50	-1.13		
	55	-0.49		
4.4	25	-2.89		
3.5	25	0.77		

LTE Band 13 16QAM10 MHz

Test Conditions		Frequency Deviation		Verdict
Power (VDC)	Temperature (°C)	MCH 782 MHz		
		Value(Hz)	Limits (Hz)	
3.85	-30	-2.8	±1955	Pass
	-20	-2.02		
	-10	-1.36		
	0	-3.42		
	10	0.51		
	20	-2.53		
	25	-1.39		
	30	-1.06		
	40	-1.96		
	50	-0.3		
	55	-4.13		
4.4	25	-0.14		
3.5	25	-0.04		

LTE Band 17 QPSK 10 MHz

Test Conditions		Frequency Deviation		Verdict
Power (VDC)	Temperature (°C)	MCH 710 MHz		
		Value(Hz)	Limits (Hz)	
3.85	-30	0.33	±1775	Pass
	-20	-4.33		
	-10	-3.53		
	0	-3.06		
	10	-2.4		
	20	-5.72		
	25	-1.97		
	30	1.2		
	40	-5.82		
	50	-1.16		
	55	-5.61		
4.4	25	-2.25		
3.5	25	-0.43		

LTE Band 17 16QAM10 MHz

Test Conditions		Frequency Deviation		Verdict
Power (VDC)	Temperature (°C)	MCH 710 MHz		
		Value(Hz)	Limits (Hz)	
3.85	-30	-2.9	±1775	Pass
	-20	-6.34		
	-10	-6.32		
	0	2.36		
	10	0		
	20	-7.05		
	25	-5.72		
	30	-3.56		
	40	-4.02		
	50	-3.89		
	55	-5.38		
4.4	25	-4.19		
3.5	25	-4.29		

LTE Band 66 QPSK 10 MHz

Test Conditions		Frequency Deviation		Verdict
Power (VDC)	Temperature (°C)	MCH 1745 MHz		
		Value(Hz)	Limits (Hz)	
3.85	-30	-2.42	±4362.5	Pass
	-20	-2.76		
	-10	0.77		
	0	1.02		
	10	-3.86		
	20	0.1		
	25	-3.15		
	30	0.77		
	40	2.09		
	50	3.06		
	55	-2.93		
4.4	25	-3.23		
3.5	25	2.25		

LTE Band 66 16QAM10 MHz

Test Conditions		Frequency Deviation		Verdict
Power (VDC)	Temperature (°C)	MCH 1745 MHz		
		Value(Hz)	Limits (Hz)	
3.85	-30	-3.53	±4362.5	Pass
	-20	-1.2		
	-10	-1.14		
	0	-0.51		
	10	5.01		
	20	-0.51		
	25	-4.79		
	30	-6.72		
	40	-3.28		
	50	-3.58		
	55	-1.59		
4.4	25	2.3		
3.5	25	2.15		

A.5 Spurious Emission at Antenna Terminals

Note 1: GSM and EGPRS modes have been verified, and only the worst data with different bandwidth for LTE are shown here.

Note 2: The frequencies of verdict which are marked by "N/A" should be ignored because they are UE carrier frequency.

Note 3: Test plots please refer to the document “Annex No.: Ti-CC26060419-501 Data Part 3.pdf”.

Note 4: The disturbance above 26.5GHz was very low, and the above harmonics were the highest point could be found when testing, so only the worst case data displayed in this report.

LTE Mode Test Verdict

Test Band	Test Bandwidth	Test Channel	Test Mode	Test RB (Size#Offset)	Verdict[Note3]
Band 2	1.4 MHz	LCH	QPSK	RB1#0	Pass
			16-QAM	RB1#0	Pass
		MCH	QPSK	RB1#0	Pass
			16-QAM	RB1#0	Pass
		HCH	QPSK	RB1#0	Pass
			16-QAM	RB1#0	Pass
	3 MHz	LCH	QPSK	RB1#0	Pass
			16-QAM	RB1#0	Pass
		MCH	QPSK	RB1#0	Pass
			16-QAM	RB1#0	Pass
		HCH	QPSK	RB1#0	Pass
			16-QAM	RB1#0	Pass
	5 MHz	LCH	QPSK	RB1#0	Pass
			16-QAM	RB1#0	Pass
		MCH	QPSK	RB1#0	Pass
			16-QAM	RB1#0	Pass
		HCH	QPSK	RB1#0	Pass
			16-QAM	RB1#0	Pass
	10 MHz	LCH	QPSK	RB1#0	Pass
			16-QAM	RB1#0	Pass
		MCH	QPSK	RB1#0	Pass
			16-QAM	RB1#0	Pass
		HCH	QPSK	RB1#0	Pass
			16-QAM	RB1#0	Pass
	15 MHz	LCH	QPSK	RB1#0	Pass
			16-QAM	RB1#0	Pass
		MCH	QPSK	RB1#0	Pass
			16-QAM	RB1#0	Pass

Test Band	Test Bandwidth	Test Channel	Test Mode	Test RB (Size#Offset)	Verdict[Note3]
		HCH	QPSK	RB1#0	Pass
			16-QAM	RB1#0	Pass
	20 MHz	LCH	QPSK	RB1#0	Pass
			16-QAM	RB1#0	Pass
		MCH	QPSK	RB1#0	Pass
			16-QAM	RB1#0	Pass
		HCH	QPSK	RB1#0	Pass
			16-QAM	RB1#0	Pass

Test Band	Test Bandwidth	Test Channel	Test Mode	Test RB (Size#Offset)	Verdict[Note3]
Band 4	1.4 MHz	LCH	QPSK	RB1#0	Pass
			16-QAM	RB1#0	Pass
		MCH	QPSK	RB1#0	Pass
			16-QAM	RB1#0	Pass
		HCH	QPSK	RB1#0	Pass
			16-QAM	RB1#0	Pass
	3 MHz	LCH	QPSK	RB1#0	Pass
			16-QAM	RB1#0	Pass
		MCH	QPSK	RB1#0	Pass
			16-QAM	RB1#0	Pass
		HCH	QPSK	RB1#0	Pass
			16-QAM	RB1#0	Pass
	5 MHz	LCH	QPSK	RB1#0	Pass
			16-QAM	RB1#0	Pass
		MCH	QPSK	RB1#0	Pass
			16-QAM	RB1#0	Pass
		HCH	QPSK	RB1#0	Pass
			16-QAM	RB1#0	Pass
	10 MHz	LCH	QPSK	RB1#0	Pass
			16-QAM	RB1#0	Pass
		MCH	QPSK	RB1#0	Pass
			16-QAM	RB1#0	Pass
		HCH	QPSK	RB1#0	Pass
			16-QAM	RB1#0	Pass
	15 MHz	LCH	QPSK	RB1#0	Pass
			16-QAM	RB1#0	Pass
		MCH	QPSK	RB1#0	Pass
			16-QAM	RB1#0	Pass
		HCH	QPSK	RB1#0	Pass
			16-QAM	RB1#0	Pass
	20 MHz	LCH	QPSK	RB1#0	Pass
			16-QAM	RB1#0	Pass
		MCH	QPSK	RB1#0	Pass
			16-QAM	RB1#0	Pass
		HCH	QPSK	RB1#0	Pass
			16-QAM	RB1#0	Pass

Test Band	Test Bandwidth	Test Channel	Test Mode	Test RB (Size#Offset)	Verdict[Note3]
Band 5	1.4 MHz	LCH	QPSK	RB1#0	Pass
			16-QAM	RB1#0	Pass
		MCH	QPSK	RB1#0	Pass
			16-QAM	RB1#0	Pass
		HCH	QPSK	RB1#0	Pass
			16-QAM	RB1#0	Pass
	3 MHz	LCH	QPSK	RB1#0	Pass
			16-QAM	RB1#0	Pass
		MCH	QPSK	RB1#0	Pass
			16-QAM	RB1#0	Pass
		HCH	QPSK	RB1#0	Pass
			16-QAM	RB1#0	Pass
	5 MHz	LCH	QPSK	RB1#0	Pass
			16-QAM	RB1#0	Pass
		MCH	QPSK	RB1#0	Pass
			16-QAM	RB1#0	Pass
		HCH	QPSK	RB1#0	Pass
			16-QAM	RB1#0	Pass
	10 MHz	LCH	QPSK	RB1#0	Pass
			16-QAM	RB1#0	Pass
		MCH	QPSK	RB1#0	Pass
			16-QAM	RB1#0	Pass
		HCH	QPSK	RB1#0	Pass
			16-QAM	RB1#0	Pass

Test Band	Test Bandwidth	Test Channel	Test Mode	Test RB (Size#Offset)	Verdict[Note3]
Band 7	5 MHz	LCH	QPSK	RB1#0	Pass
			16-QAM	RB1#0	Pass
		MCH	QPSK	RB1#0	Pass
			16-QAM	RB1#0	Pass
		HCH	QPSK	RB1#0	Pass
			16-QAM	RB1#0	Pass
	10 MHz	LCH	QPSK	RB1#0	Pass
			16-QAM	RB1#0	Pass
		MCH	QPSK	RB1#0	Pass
			16-QAM	RB1#0	Pass
		HCH	QPSK	RB1#0	Pass
			16-QAM	RB1#0	Pass
	15 MHz	LCH	QPSK	RB1#0	Pass
			16-QAM	RB1#0	Pass
		MCH	QPSK	RB1#0	Pass
			16-QAM	RB1#0	Pass
		HCH	QPSK	RB1#0	Pass
			16-QAM	RB1#0	Pass
	20 MHz	LCH	QPSK	RB1#0	Pass
			16-QAM	RB1#0	Pass
		MCH	QPSK	RB1#0	Pass
			16-QAM	RB1#0	Pass
		HCH	QPSK	RB1#0	Pass
			16-QAM	RB1#0	Pass

Test Band	Test Bandwidth	Test Channel	Test Mode	Test RB (Size#Offset)	Verdict[Note3]
Band 12	1.4 MHz	LCH	QPSK	RB1#0	Pass
			16-QAM	RB1#0	Pass
		MCH	QPSK	RB1#0	Pass
			16-QAM	RB1#0	Pass
		HCH	QPSK	RB1#0	Pass
			16-QAM	RB1#0	Pass
	3 MHz	LCH	QPSK	RB1#0	Pass
			16-QAM	RB1#0	Pass
		MCH	QPSK	RB1#0	Pass
			16-QAM	RB1#0	Pass
		HCH	QPSK	RB1#0	Pass
			16-QAM	RB1#0	Pass
	5 MHz	LCH	QPSK	RB1#0	Pass
			16-QAM	RB1#0	Pass
		MCH	QPSK	RB1#0	Pass
			16-QAM	RB1#0	Pass
		HCH	QPSK	RB1#0	Pass
			16-QAM	RB1#0	Pass
	10 MHz	LCH	QPSK	RB1#0	Pass
			16-QAM	RB1#0	Pass
		MCH	QPSK	RB1#0	Pass
			16-QAM	RB1#0	Pass
		HCH	QPSK	RB1#0	Pass
			16-QAM	RB1#0	Pass

Test Band	Test Bandwidth	Test Channel	Test Mode	Test RB (Size#Offset)	Verdict[Note3]
Band 13	5 MHz	LCH	QPSK	RB1#0	Pass
			16-QAM	RB1#0	Pass
		MCH	QPSK	RB1#0	Pass
			16-QAM	RB1#0	Pass
		HCH	QPSK	RB1#0	Pass
			16-QAM	RB1#0	Pass
	10 MHz	MCH	QPSK	RB1#0	Pass
			16-QAM	RB1#0	Pass

Test Band	Test Bandwidth	Test Channel	Test Mode	Test RB (Size#Offset)	Verdict[Note3]
Band 17	5 MHz	LCH	QPSK	RB1#0	Pass
			16-QAM	RB1#0	Pass
		MCH	QPSK	RB1#0	Pass
			16-QAM	RB1#0	Pass
		HCH	QPSK	RB1#0	Pass
			16-QAM	RB1#0	Pass
	10 MHz	LCH	QPSK	RB1#0	Pass
			16-QAM	RB1#0	Pass
		MCH	QPSK	RB1#0	Pass
			16-QAM	RB1#0	Pass
		HCH	QPSK	RB1#0	Pass
			16-QAM	RB1#0	Pass

Test Band	Test Bandwidth	Test Channel	Test Mode	Test RB (Size#Offset)	Verdict[Note3]
Band 66	1.4 MHz	LCH	QPSK	RB1#0	Pass
			16-QAM	RB1#0	Pass
		MCH	QPSK	RB1#0	Pass
			16-QAM	RB1#0	Pass
		HCH	QPSK	RB1#0	Pass
			16-QAM	RB1#0	Pass
	3 MHz	LCH	QPSK	RB1#0	Pass
			16-QAM	RB1#0	Pass
		MCH	QPSK	RB1#0	Pass
			16-QAM	RB1#0	Pass
		HCH	QPSK	RB1#0	Pass
			16-QAM	RB1#0	Pass
	5 MHz	LCH	QPSK	RB1#0	Pass
			16-QAM	RB1#0	Pass
		MCH	QPSK	RB1#0	Pass
			16-QAM	RB1#0	Pass
		HCH	QPSK	RB1#0	Pass
			16-QAM	RB1#0	Pass
	10 MHz	LCH	QPSK	RB1#0	Pass
			16-QAM	RB1#0	Pass
		MCH	QPSK	RB1#0	Pass
			16-QAM	RB1#0	Pass
		HCH	QPSK	RB1#0	Pass
			16-QAM	RB1#0	Pass
	15 MHz	LCH	QPSK	RB1#0	Pass
			16-QAM	RB1#0	Pass
		MCH	QPSK	RB1#0	Pass
			16-QAM	RB1#0	Pass
		HCH	QPSK	RB1#0	Pass
			16-QAM	RB1#0	Pass
	20 MHz	LCH	QPSK	RB1#0	Pass
			16-QAM	RB1#0	Pass
		MCH	QPSK	RB1#0	Pass
			16-QAM	RB1#0	Pass
		HCH	QPSK	RB1#0	Pass
			16-QAM	RB1#0	Pass

A.6 Band Edge

Note 1: Test plots please refer to the document “Annex No.: Ti-CC26060419-501 Data Part 4.pdf”.

LTE Mode Test Verdict

Test Band	Test Bandwidth	Test Channel	Test Mode	Test RB (Size#Offset)	Verdict[Note1]
Band 2	1.4 MHz	LCH	QPSK	RB1#0	Pass
				RB6#0	Pass
			16-QAM	RB1#0	Pass
				RB6#0	Pass
		HCH	QPSK	RB1#5	Pass
				RB6#0	Pass
			16-QAM	RB1#5	Pass
				RB6#0	Pass
	3 MHz	LCH	QPSK	RB1#0	Pass
				RB15#0	Pass
			16-QAM	RB1#0	Pass
				RB15#0	Pass
		HCH	QPSK	RB1#14	Pass
				RB15#0	Pass
			16-QAM	RB1#14	Pass
				RB15#0	Pass
	5 MHz	LCH	QPSK	RB1#0	Pass
				RB25#0	Pass
			16-QAM	RB1#0	Pass
				RB25#0	Pass
		HCH	QPSK	RB1#24	Pass
				RB25#0	Pass
			16-QAM	RB1#24	Pass
				RB25#0	Pass
	10 MHz	LCH	QPSK	RB1#0	Pass
				RB50#0	Pass
			16-QAM	RB1#0	Pass
				RB50#0	Pass
		HCH	QPSK	RB1#49	Pass
				RB50#0	Pass
			16-QAM	RB1#49	Pass
				RB50#0	Pass
	15 MHz	LCH	QPSK	RB1#0	Pass
				RB75#0	Pass
			16-QAM	RB1#0	Pass
				RB75#0	Pass

Test Band	Test Bandwidth	Test Channel	Test Mode	Test RB (Size#Offset)	Verdict[Note1]
		HCH	QPSK	RB1#74	Pass
				RB75#0	Pass
			16-QAM	RB1#74	Pass
				RB75#0	Pass
	20 MHz	LCH	QPSK	RB1#0	Pass
				RB100#0	Pass
			16-QAM	RB1#0	Pass
				RB100#0	Pass
		HCH	QPSK	RB1#99	Pass
				RB100#0	Pass
			16-QAM	RB1#99	Pass
				RB100#0	Pass

Test Band	Test Bandwidth	Test Channel	Test Mode	Test RB (Size#Offset)	Verdict[Note1]
Band 4	1.4 MHz	LCH	QPSK	RB1#0	Pass
				RB6#0	Pass
			16-QAM	RB1#0	Pass
				RB6#0	Pass
		HCH	QPSK	RB1#5	Pass
				RB6#0	Pass
			16-QAM	RB1#5	Pass
				RB6#0	Pass
	3 MHz	LCH	QPSK	RB1#0	Pass
				RB15#0	Pass
			16-QAM	RB1#0	Pass
				RB15#0	Pass
		HCH	QPSK	RB1#14	Pass
				RB15#0	Pass
			16-QAM	RB1#14	Pass
				RB15#0	Pass
	5 MHz	LCH	QPSK	RB1#0	Pass
				RB25#0	Pass
			16-QAM	RB1#0	Pass
				RB25#0	Pass
		HCH	QPSK	RB1#24	Pass
				RB25#0	Pass
			16-QAM	RB1#24	Pass
				RB25#0	Pass
	10 MHz	LCH	QPSK	RB1#0	Pass
				RB50#0	Pass
			16-QAM	RB1#0	Pass
				RB50#0	Pass
		HCH	QPSK	RB1#49	Pass
				RB50#0	Pass
			16-QAM	RB1#49	Pass
				RB50#0	Pass
	15 MHz	LCH	QPSK	RB1#0	Pass
				RB75#0	Pass
			16-QAM	RB1#0	Pass
				RB75#0	Pass
		HCH	QPSK	RB1#74	Pass
				RB75#0	Pass
			16-QAM	RB1#74	Pass
				RB75#0	Pass

Test Band	Test Bandwidth	Test Channel	Test Mode	Test RB (Size#Offset)	Verdict[Note1]
	20 MHz	LCH	QPSK	RB1#0	Pass
				RB100#0	Pass
			16-QAM	RB1#0	Pass
				RB100#0	Pass
		HCH	QPSK	RB1#99	Pass
				RB100#0	Pass
			16-QAM	RB1#99	Pass
				RB100#0	Pass

Test Band	Test Bandwidth	Test Channel	Test Mode	Test RB (Size#Offset)	Verdict[Note1]
Band 5	1.4 MHz	LCH	QPSK	RB1#0	Pass
				RB6#0	Pass
			16-QAM	RB1#0	Pass
				RB6#0	Pass
		HCH	QPSK	RB1#5	Pass
				RB6#0	Pass
			16-QAM	RB1#5	Pass
				RB6#0	Pass
	3 MHz	LCH	QPSK	RB1#0	Pass
				RB15#0	Pass
			16-QAM	RB1#0	Pass
				RB15#0	Pass
		HCH	QPSK	RB1#14	Pass
				RB15#0	Pass
			16-QAM	RB1#14	Pass
				RB15#0	Pass
	5 MHz	LCH	QPSK	RB1#0	Pass
				RB25#0	Pass
			16-QAM	RB1#0	Pass
				RB25#0	Pass
		HCH	QPSK	RB1#24	Pass
				RB25#0	Pass
			16-QAM	RB1#24	Pass
				RB25#0	Pass
	10 MHz	LCH	QPSK	RB1#0	Pass
				RB50#0	Pass
			16-QAM	RB1#0	Pass
				RB50#0	Pass
		HCH	QPSK	RB1#49	Pass
				RB50#0	Pass
			16-QAM	RB1#49	Pass
				RB50#0	Pass

Test Band	Test Bandwidth	Test Channel	Test Mode	Test RB (Size#Offset)	Verdict[Note1]
Band 7	5 MHz	LCH	QPSK	RB1#0	Pass
				RB25#0	Pass
			16-QAM	RB1#0	Pass
				RB25#0	Pass
		HCH	QPSK	RB1#24	Pass
				RB25#0	Pass
			16-QAM	RB1#24	Pass
				RB25#0	Pass
	10 MHz	LCH	QPSK	RB1#0	Pass
				RB50#0	Pass
			16-QAM	RB1#0	Pass
				RB50#0	Pass
		HCH	QPSK	RB1#49	Pass
				RB50#0	Pass
			16-QAM	RB1#49	Pass
				RB50#0	Pass
	15 MHz	LCH	QPSK	RB1#0	Pass
				RB75#0	Pass
			16-QAM	RB1#0	Pass
				RB75#0	Pass
		HCH	QPSK	RB1#74	Pass
				RB75#0	Pass
			16-QAM	RB1#74	Pass
				RB75#0	Pass
	20 MHz	LCH	QPSK	RB1#0	Pass
				RB100#0	Pass
			16-QAM	RB1#0	Pass
				RB100#0	Pass
		HCH	QPSK	RB1#99	Pass
				RB100#0	Pass
			16-QAM	RB1#99	Pass
				RB100#0	Pass

Test Band	Test Bandwidth	Test Channel	Test Mode	Test RB (Size#Offset)	Verdict[Note1]
Band 12	1.4 MHz	LCH	QPSK	RB1#0	Pass
				RB6#0	Pass
			16-QAM	RB1#0	Pass
				RB6#0	Pass
		HCH	QPSK	RB1#5	Pass
				RB6#0	Pass
			16-QAM	RB1#5	Pass
				RB6#0	Pass
	3 MHz	LCH	QPSK	RB1#0	Pass
				RB15#0	Pass
			16-QAM	RB1#0	Pass
				RB15#0	Pass
		HCH	QPSK	RB1#14	Pass
				RB15#0	Pass
			16-QAM	RB1#14	Pass
				RB15#0	Pass
	5 MHz	LCH	QPSK	RB1#0	Pass
				RB25#0	Pass
			16-QAM	RB1#0	Pass
				RB25#0	Pass
		HCH	QPSK	RB1#24	Pass
				RB25#0	Pass
			16-QAM	RB1#24	Pass
				RB25#0	Pass
	10 MHz	LCH	QPSK	RB1#0	Pass
				RB50#0	Pass
			16-QAM	RB1#0	Pass
				RB50#0	Pass
		HCH	QPSK	RB1#49	Pass
				RB50#0	Pass
			16-QAM	RB1#49	Pass
				RB50#0	Pass

Test Band	Test Bandwidth	Test Channel	Test Mode	Test RB (Size#Offset)	Verdict[Note1]
Band 13	5 MHz	LCH	QPSK	RB1#0	Pass
				RB25#0	Pass
			16-QAM	RB1#0	Pass
				RB25#0	Pass
		HCH	QPSK	RB1#24	Pass
				RB25#0	Pass
			16-QAM	RB1#24	Pass
				RB25#0	Pass
	10 MHz	LCH	QPSK	RB1#0	Pass
				RB50#0	Pass
			16-QAM	RB1#0	Pass
				RB50#0	Pass
		HCH	QPSK	RB1#49	Pass
				RB50#0	Pass
			16-QAM	RB1#49	Pass
				RB50#0	Pass

Test Band	Test Bandwidth	Test Channel	Test Mode	Test RB (Size#Offset)	Verdict[Note1]
Band 17	5 MHz	LCH	QPSK	RB1#0	Pass
				RB25#0	Pass
			16-QAM	RB1#0	Pass
				RB25#0	Pass
		HCH	QPSK	RB1#24	Pass
				RB25#0	Pass
			16-QAM	RB1#24	Pass
				RB25#0	Pass
	10 MHz	LCH	QPSK	RB1#0	Pass
				RB50#0	Pass
			16-QAM	RB1#0	Pass
				RB50#0	Pass
		HCH	QPSK	RB1#49	Pass
				RB50#0	Pass
			16-QAM	RB1#49	Pass
				RB50#0	Pass

Test Band	Test Bandwidth	Test Channel	Test Mode	Test RB (Size#Offset)	Verdict[Note1]
Band 66	1.4 MHz	LCH	QPSK	RB1#0	Pass
				RB6#0	Pass
			16-QAM	RB1#0	Pass
				RB6#0	Pass
		HCH	QPSK	RB1#5	Pass
				RB6#0	Pass
			16-QAM	RB1#5	Pass
				RB6#0	Pass
	3 MHz	LCH	QPSK	RB1#0	Pass
				RB15#0	Pass
			16-QAM	RB1#0	Pass
				RB15#0	Pass
		HCH	QPSK	RB1#14	Pass
				RB15#0	Pass
			16-QAM	RB1#14	Pass
				RB15#0	Pass
	5 MHz	LCH	QPSK	RB1#0	Pass
				RB25#0	Pass
			16-QAM	RB1#0	Pass
				RB25#0	Pass
		HCH	QPSK	RB1#24	Pass
				RB25#0	Pass
			16-QAM	RB1#24	Pass
				RB25#0	Pass
	10 MHz	LCH	QPSK	RB1#0	Pass
				RB50#0	Pass
			16-QAM	RB1#0	Pass
				RB50#0	Pass
		HCH	QPSK	RB1#49	Pass
				RB50#0	Pass
			16-QAM	RB1#49	Pass
				RB50#0	Pass
	15 MHz	LCH	QPSK	RB1#0	Pass
				RB75#0	Pass
			16-QAM	RB1#0	Pass
				RB75#0	Pass
		HCH	QPSK	RB1#74	Pass
				RB75#0	Pass
			16-QAM	RB1#74	Pass
				RB75#0	Pass
	20 MHz	LCH	QPSK	RB1#0	Pass

Test Band	Test Bandwidth	Test Channel	Test Mode	Test RB (Size#Offset)	Verdict[Note1]
				RB100#0	Pass
			16-QAM	RB1#0	Pass
				RB100#0	Pass
		HCH	QPSK	RB1#99	Pass
				RB100#0	Pass
			16-QAM	RB1#99	Pass
				RB100#0	Pass

A.7 Field Strength of Spurious Radiation

Note 1: All modes have been tested, and only the worst case data are shown here.

Note 2: The frequencies of verdict which are marked by "N/A" should be ignored because they are UE carrier frequency.

Note 3: Test plots please refer to the document “Annex No.: Ti-CC26060419-501 Data Part 5.pdf”.

Note 4: The disturbance above 26.5GHz was very low, and the above harmonics were the highest point could be found when testing, so only the worst case data displayed in this report.

LTE Mode Test Verdict

Test Band	Test Bandwidth	Test Channel	Verdict Note3
LTE B2	20 MHz	LCH	Pass
LTE B4	10 MHz	HCH	Pass
LTE B66	20 MHz	MCH	Pass
LTE B12	5 MHz	MCH	Pass
LTE B17	10 MHz	MCH	Pass
LTE 5	5 MHz	LCH	Pass
LTE B7	5 MHz	HCH	Pass
LTE B13	5 MHz	LCH	Pass

ANNEX B TEST SETUP PHOTOS

Please refer to the document “Ti-CC26060419-AR.PDF”.

ANNEX C EUT EXTERNAL PHOTOS

Please refer to the document “Ti-CC26060419-AW.PDF”.

ANNEX D EUT INTERNAL PHOTOS

Please refer to the document “Ti-CC26060419-AI.PDF”.

Statement

1. The laboratory guarantees the scientificity, accuracy and impartiality of the test, and is responsible for all the information in the report, except the information provided by the customer. The customer is responsible for the impact of the information provided on the validity of the results.
2. The report without China inspection body and laboratory Mandatory Approval (CMA) mark has no effect of proving to the society.
3. For the report with CNAS mark or A2LA mark, the items marked with "☆" are not within the accredited scope.
4. This report is invalid if it is altered, without the signature of the testing and approval personnel, or without the “inspection and testing dedicated stamp” or test report stamp.
5. The test data and results are only valid for the tested samples provided by the customer.
6. This report shall not be partially reproduced without the written permission of the laboratory.
7. Any objection shall be raised to the laboratory within 30 days after receiving the report.

--END OF REPORT--