NO.10092

OPERATING INSTRUCTIONS

BATTERY INFORMATION

The operation requires 4 x AA 1.5V alkaline batteries for car and 1 x 9V battery for transmitter.

1. Carefully remove items from package.
2. Unscrew the battery compartment cover on the car and insert 4 x AA batteries, please note the correct polarity (+/-).
3. Screw the battery compartment cover on the car.
4. Unscrew the battery compartment cover on the transmitter and insert 1 x 9V battery, please note the correct polarity (+/-).
5. Screw the battery compartment cover on the transmitter.

BATTERY DIAGRAM

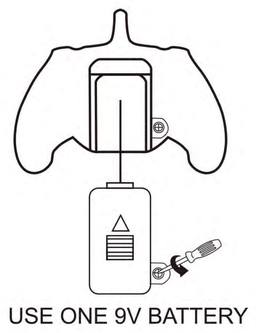

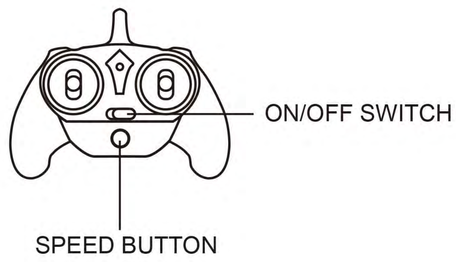

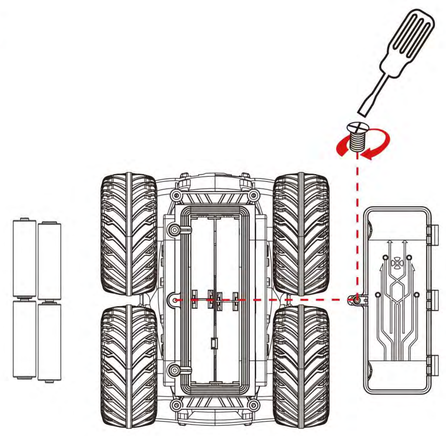

(RECOMMEND USING ALKALINE BATTERIES FOR BEST PERFORMANCE)

1



2

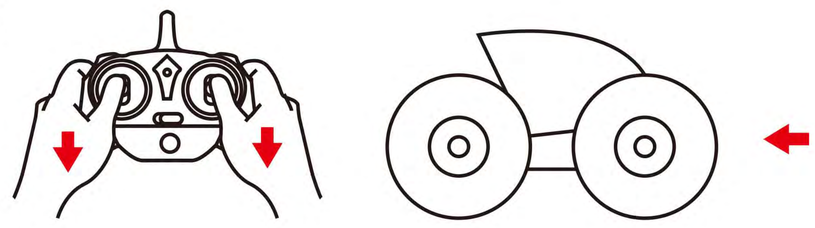

Function on water, press the speed button to a low speed:
Push both joysticks forward: Forward; Pull both joysticks backward: Reverse.

3

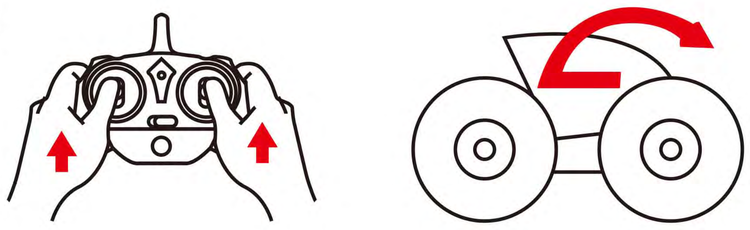

4

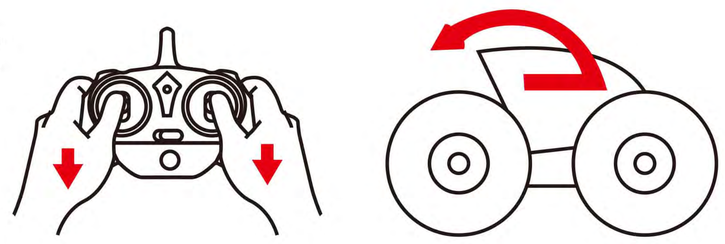

Function on water, press the speed button to a high speed:
Push both joysticks forward: Forward 360 flip; Pull both joysticks backward: Backward 360 flip.

5

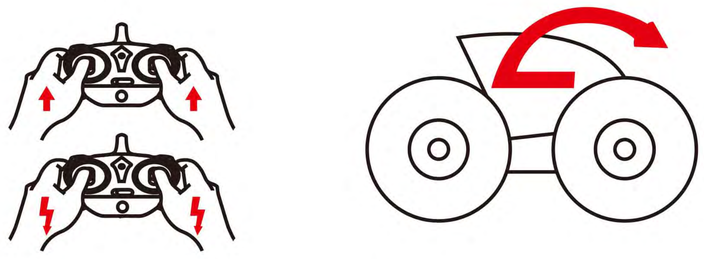

6

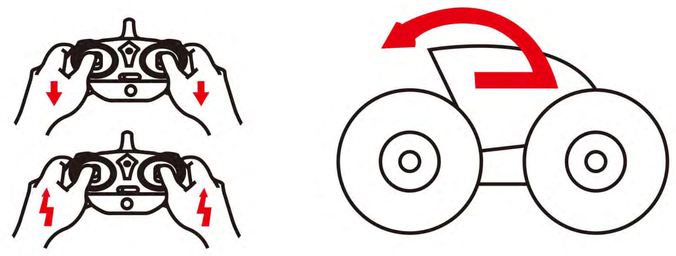

Function on land:
Push both joysticks forward and suddenly pull backward : Forward 360 flip;
Pull both joysticks backward and suddenly push forward : Backward 360 flip.

7



8



Function on both land and water:
Direct both joysticks in opposite directions: Spin (clockwise / anticlockwise)

changes or modifications not expressly approved by the party responsible for compliance could void the user's authority to operate the equipment.

This equipment has been tested and found to comply with the limits for a Class B digital device, pursuant to Part 15 of the FCC Rules. These limits are designed to provide reasonable protection against harmful interference in a residential installation. This equipment generates, uses and can radiate radio frequency energy and, if not installed and used in accordance with the instructions, may cause harmful interference to radio communications. However, there is no guarantee that interference will not occur in a particular installation.

If this equipment does cause harmful interference to radio or television reception, which can be determined by turning the equipment off and on, the user is encouraged to try to correct the interference by one or more of the following measures:
-- Reorient or relocate the receiving antenna.
-- Increase the separation between the equipment and receiver.
-- Connect the equipment into an outlet on a circuit different from that to which the receiver is connected.
-- Consult the dealer or an experienced radio/TV technician for help.

This equipment complies with FCC radiation exposure limits set forth for an uncontrolled environment. This transmitter must not be co-located or operating in conjunction with any other antenna or transmitter.

SAFETY PRECAUTIONS

- For parents: please read the instructions with your children before using the product for the first time.
- Removed all packaging material before giving the product to a child.
- Do not operate during thunderstorms or rain.
- Avoid water, sand and snow when operating your car.
- Do not submerge car or controller in water.
- Never operate your car on the street or highway.
- Adult supervision is recommended when operating this car.
- Remove all batteries when not in use to avoid accident operation.
- Never operate your car in a confined or crowed area and do not use people or animals as obstacles.
- Do not run your car into furniture, objects or hard surfaces, as this will cause damage to both the objects and the car.
- Keep fingers, hair and loose clothing away from the tires, gears and motor while the car is switched to "ON".
- Make sure ON/OFF switch on your vehicle is in the "OFF" position when it is not in use.
- Do not leave car or transmitter near sources of heat or under direct sunlight for a long periods of time.
- Do not leave car or transmitter outside overnight.
- Dampness is harmful to interior components.
- The toy must be operated in water only when fully assembled in accordance with the instructions. Do not immerse the vehicle in water unless the battery compartment is properly closed and locked.
- Wipe the toy gently with a clean cloth.
- Do not immerse the toy in water, as this could damage electronic components.

BATTERY WARNING

- Do not mix old and new batteries.
- Do not mix alkaline, standard (carbon-zinc) or rechargeable (nickel-cadmium) batteries.
- Insert batteries using the correct polarity. Do not short-circuit the supply terminal.
- Remove batteries when not in use. Recycle or dispose of exhausted batteries according to federal. State or local laws.
- Do not dispose of batteries in a fire - they may leak or explode.
- Only use manufacture specified battery(ies), charger(s) and / or adapter, if applicable, specifies by the manufacturer.
- Always use, replace and recharge (if applicable) batteries under adult supervision.
- Different types of batteries or new and used batteries are not to be mixed.
- Exhausted batteries are to be removed from the toy.
- Non-rechargeable batteries are not to be recharged.
- Rechargeable batteries are to be removed from the toy before being charged.
- Rechargeable batteries are only to be charged under adult supervision.

KEEP THIS PACKAGE FOR REFERENCE AS IT CONTAINS IMPORTANT INFORMATION.