Test Photographs
Spurious Radiated Emissions

Horizontal Antenna Polarization, 1 GHz to 18 GHz, Log Periodic,
External Antenna

Vertical Antenna Polarization, 1 GHz to 18 GHz, Log Periodic,
External Antenna

Test Photographs
Spurious Radiated Emissions

Horizontal Antenna Polarization, 18 GHz to 25 GHz, Log Periodic,
External Antenna

Vertical Antenna Polarization, 18 GHz to 25 GHz, Log Periodic,
External Antenna

FCC Section 15.247 (d)
Out of Band/Band Edge Radiated Emissions
Test Data

Unwanted Emissions into Restricted Frequency Bands,
Internal Antenna
25 MHz to 25 GHz
Test Data

Retlif Testing Laboratories

Report No. R-6339N-1

RETLIF TESTING LABORATORIES

EMISSIONS TEST DATA SHEET

Test Method	Unwanted Emissions into Restricted Frequency Bands	
Customer	Lord Corporation	
Job Number	R-6339N-1	
Test Sample	Wireless Analog Input Node with Internal antenna	
Model Number	SG-Link-200-OEM	
Serial Number	6308-4200-00002	
Test Specification	FCC Part 15 Subpart C	Paragraph: 15.247(d)
Operating Mode	Transmitting modulated (LXRS, LXRS+) signal at 2.405 GHz, 2.440 GHz, 2.480 GHz	
Technician	M. Hippert	
Date	July 18 & 20, 2018	

Notes: Antenna Test Distance: 3 meters Detector: Quasi-Peak <1GHz, Average >1GHz

TEST PARAMETERS

Restricted Band	Measured Frequency	Meter Reading	Correction Factor	Corrected Reading			Converted Reading	Limit at 3M
MHz	MHz	dBuV	dB	dBuV/m			uV/m	uV/m
37.50	-	-	-	-			-	100.00
|	38.00	0.3	12.61	12.91	*		4.42	I
38.25	-	-	-	-			-	100.00
73.00	-	-	-	-			-	100.00
|	74.00	9.09	8.94	18.03	*		7.97	I
74.60	-	-	-	-			-	100.00
74.80	-	-	-	-			-	100.00
|	75.00	4.04	8.94	12.98	*		4.46	|
75.20	-	-	-	-			-	100.00
108.00	-	-	-	-			-	150.00
|	115.00	0.31	15.11	15.42	*		5.90	|
|	-	-	-	-			-	|
121.94	-	-	-	-			-	150.00
123.00	-	-	-	-			-	150.00
|	130.00	0.46	14.57	15.03	*		5.64	|
|	-	-	-	-			-	|
138.00	-	-	-	-			-	150.00

No EUT emissions within 10 dB of the specified test limit were observed at the specified test distance throughout the given frequency spectrum. * This emission is not from the EUT. It is a measurement of minimum measurement system sensitivity (Noise Floor).

Data Sheet 1 of 7

RETLIF TESTING LABORATORIES

EMISSIONS TEST DATA SHEET

Test Method	Unwanted Emissions into Restricted Frequency Bands	
Customer	Lord Corporation	
Job Number	R-6339N-1	
Test Sample	Wireless Analog Input Node with Internal antenna	
Model Number	SG-Link-200-OEM	
Serial Number	6308-4200-00002	
Test Specification	FCC Part 15 Subpart C	Paragraph: 15.247(d)
Operating Mode	Transmitting modulated (LXRS, LXRS+) signal at 2.405 GHz, 2.440 GHz, 2.480 GHz	
Technician	M. Hippert	
Date	July 18 & 20, 2018	

Notes: Antenna Test Distance: 3 meters Detector: Quasi-Peak <1GHz, Average >1GHz

TEST PARAMETERS

Restricted Band	Measured Frequency	Meter Reading	Correction Factor	Corrected Reading			Converted Reading	Limit at 3M
MHz	MHz	dBuV	dB	dBuV/m			uV/m	uV/m
149.90	-	-	-	-			-	150.00
|	150.00	-1.17	17.65	16.48	*		6.67	|
150.05	-	-	-	-			-	150.00
156.52	-	-	-	-			-	150.00
|	156.52	0.39	17.65	18.04	*		7.98	|
156.52	-	-	-	-			-	150.00
156.70	-	-	-	-			-	150.00
|	156.80	0.45	17.65	18.10	*		8.04	|
156.90	-	-	-	-			-	150.00
162.01	-	-	-	-			-	150.00
|	165.00	-0.55	19.66	19.11	*		9.03	|
167.17	-	-	-	-			-	150.00
		-						
167.72	-		-	-			-	150.00
|	170.00	-0.92	20.12	19.2	*		9.12	|
173.20	-	-	-	-			-	150.00

No EUT emissions within 10 dB of the specified test limit were observed at the specified test distance throughout the given frequency spectrum. * This emission is not from the EUT. It is a measurement of minimum measurement system sensitivity (Noise Floor).

Data Sheet 2 of 7

RETLIF TESTING LABORATORIES

EMISSIONS TEST DATA SHEET

Test Method	Unwanted Emissions into Restricted Frequency Bands	
Customer	Lord Corporation	
Job Number	R-6339N-1	
Test Sample	Wireless Analog Input Node with Internal antenna	
Model Number	SG-Link-200-OEM	
Serial Number	6308-4200-00002	
Test Specification	FCC Part 15 Subpart C	Paragraph: 15.247(d)
Operating Mode	Transmitting modulated (LXRS, LXRS+) signal at 2.405 GHz, 2.440 GHz, 2.480 GHz	
Technician	M. Hippert	
Date	July 18 & 20, 2018	

Notes: Antenna Test Distance: 3 meters Detector: Quasi-Peak <1GHz, Average >1GHz

TEST PARAMETERS

Restricted Band	Measured Frequency	Meter Reading	Correction Factor	Corrected Reading			Converted Reading	Limit at 3M
MHz	MHz	dBuV	dB	dBuV/m			uV/m	uV/m
240.00	-	-	-	-			-	200.00
|	262.50	1.85	15.92	17.77	*		7.74	|
285.00	-	-	-					200.00
322.80	-	-	-					200.00
|	330.00	1.78	18.72	20.5	*		10.59	|
335.40	-	-	-					200.00
399.90	-	-	-					200.00
|	405.00	0.13	20.86	20.99	*		11.21	|
410.00	-	-	-					200.00
608.00	-	-	-					200.00
|	611.00	-0.07	25.89	25.82	*		19.54	|
614.00	-	-	-					200.00
		-						
960.00	-		-					500.00
|	975.00	0.78	32.84	33.62	*		47.97	|
1240.00	-	-	-				-	500.00
1300.00	-	-	-	-			-	500.00
|	1350.00	32.64	-9.32	23.29	*		15.70	|
1427.00	-	-	-	-			-	500.00

EUT emissions observed throughout the given frequency spectrum were recorded and evaluated. Emission levels closest to the limit are listed on this data sheet. * This emission is not from the EUT. It is a measurement of minimum measurement system sensitivity (Noise Floor).

Data Sheet 3 of 7

RETLIF TESTING LABORATORIES

EMISSIONS TEST DATA SHEET

Test Method	Unwanted Emissions into Restricted Frequency Bands	
Customer	Lord Corporation	
Job Number	R-6339N-1	
Test Sample	Wireless Analog Input Node with Internal antenna	
Model Number	SG-Link-200-OEM	
Serial Number	6308-4200-00002	
Test Specification	FCC Part 15 Subpart C	Paragraph: 15.247(d)
Operating Mode	Transmitting modulated (LXRS, LXRS+) signal at 2.405 GHz, 2.440 GHz, 2.480 GHz	
Technician	M. Hippert	
Date	July 18 & 20, 2018	

Notes: Antenna Test Distance: 3 meters Detector: Quasi-Peak <1GHz, Average >1GHz

TEST PARAMETERS

Restricted Band	Measured Frequency	Meter Reading	Correction Factor	Corrected Reading			Converted Reading	Limit at 3M
MHz	MHz	dBuV	dB	dBuV/m			uV/m	uV/m
1435.00	-	-	-	-			-	500.00
|	1500.00	32.35	-9.49	22.86	*		13.90	|
1646.50	-	-	-	-			-	500.00
1660.00	-	-	-	-			-	500.00
|	1680.00	32.08	-8.60	23.48	*		14.93	|
1710.00	-	-	-	-			-	500.00
1718.80	-	-	-	-			-	500.00
|	1720.00	32.00	-8.60	23.4	*		14.79	|
1722.20	-	-	-	-			-	500.00
2200.00	-	-	-	-			-	500.00
|	2250.00	31.65	-6.40	25.25	*		18.30	|
2300.00	-	-	-	-			-	500.00
2310.00	-	-	-	-			-	500.00
|	2350.00	31.67	-5.63	26.04	*		20.04	|
2390.00	-	-	-	-			-	500.00
2483.50	-	-	-	-			-	500.00
|	2491.75	31.48	-5.48	26	*		19.95	|
2500.00	-	-	-	-			-	500.00

EUT emissions within 10 dB of the specified test limit were observed at the specified test distance throughout the given frequency spectrum.
* This emission is not from the EUT. It is a measurement of minimum measurement system sensitivity (Noise Floor).

Data Sheet 4 of 7

RETLIF TESTING LABORATORIES

EMISSIONS TEST DATA SHEET

Test Method	Unwanted Emissions into Restricted Frequency Bands	
Customer	Lord Corporation	
Job Number	R-6339N-1	
Test Sample	Wireless Analog Input Node with Internal antenna	
Model Number	SG-Link-200-OEM	
Serial Number	6308-4200-00002	
Test Specification	FCC Part 15 Subpart C	Paragraph: 15.247(d)
Operating Mode	Transmitting modulated (LXRS, LXRS+) signal at 2.405 GHz, 2.440 GHz, 2.480 GHz	
Technician	M. Hippert	
Date	July 18 & 20, 2018	

Notes: Antenna Test Distance: 3 meters Detector: Quasi-Peak <1GHz, Average >1GHz

TEST PARAMETERS

Restricted Band	Measured Frequency	Meter Reading	Correction Factor	Corrected Reading			Converted Reading	Limit at 3M
MHz	MHz	dBuV	dB	dBuV/m			uV/m	uV/m
2690.00	-	-	-	-			-	500.00
|	-	-	-	-			-	|
|	2750.00	31.49	-5.01	26.48	*		21.09	|
|	-	-	-	-			-	|
2900.00	-	-	-	-			-	500.00
3260.00	-	-	-	-			-	500.00
|	3263.00	31.35	-2.85	28.5	*		26.61	|
3267.00	-	-	-	-			-	500.00
3332.00	-	-	-	-			-	500.00
|	3336.00	31.34	-2.85	28.49	*		26.58	|
3339.00	-	-	-	-			-	500.00
3345.00	-	-	-	-			-	500.00
|	3350.00	31.35	-2.53	28.82	*		27.61	|
3358.00	-	-	-	-			-	500.00
3600.00	-	-	-	-			-	500.00
|	-	-	-	-			-	|
|	3700.00	30.91	-1.6	29.31	*		29.21	|
|	-	-	-	-			-	|

EUT emissions observed throughout the given frequency spectrum were recorded and evaluated. Emission levels closest to the limit are listed on this data sheet. * This emission is not from the EUT. It is a measurement of minimum measurement system sensitivity (Noise Floor).

Data Sheet 5 of 7

RETLIF TESTING LABORATORIES

EMISSIONS TEST DATA SHEET

Test Method	Unwanted Emissions into Restricted Frequency Bands	
Customer	Lord Corporation	
Job Number	R-6339N-1	
Test Sample	Wireless Analog Input Node with Internal antenna	
Model Number	SG-Link-200-OEM	
Serial Number	6308-4200-00002	
Test Specification	FCC Part 15 Subpart C	Paragraph: 15.247(d)
Operating Mode	Transmitting modulated (LXRS, LXRS+) signal at 2.405 GHz, 2.440 GHz, 2.480 GHz	
Technician	M. Hippert	
Date	July 18 & 20, 2018	

Notes: Antenna Test Distance: 3 meters Detector: Quasi-Peak <1GHz, Average >1GHz

TEST PARAMETERS

Restricted Band	Measured Frequency	Meter Reading	Correction Factor	Corrected Reading			Converted Reading	Limit at 3M
MHz	MHz	dBuV	dB	dBuV/m			uV/m	uV/m
|	-	-	-	-			-	|
4400.00	-	-	-	-			-	500.00
4500.00	-	-	-	-			-	500.00
|	4825.00	30.54	-0.05	30.49	*		33.46	|
|	-	-	-	-			-	|
5150.00	-	-	-	-			-	500.00
5350.00	-	-	-	-			-	500.00
|	5400.00	30.36	1.78	32.14	*		40.46	|
5460.00	-	-	-	-			-	500.00
7250.00	-	-	-	-			-	500.00
|	7440.00	30.85	4.18	35.03	*		56.43	|
7750.00	-	-	-	-			-	500.00
8025.00	-	-	-	-			-	500.00
|	8300.00	31.57	4.84	36.41	*		66.15	|
8500.00	-	-	-	-			-	500.00
9000.00	-	-	-	-			-	500.00
|	9100.00	31.62	5.34	36.96	*		70.47	|
9200.00	-	-	-	-			-	500.00

EUT emissions observed throughout the given frequency spectrum were recorded and evaluated. Emission levels closest to the limit are listed on this data sheet. * This emission is not from the EUT. It is a measurement of minimum measurement system sensitivity (Noise Floor).

Data Sheet 6 of 7

RETLIF TESTING LABORATORIES

EMISSIONS TEST DATA SHEET

Test Method	Unwanted Emissions into Restricted Frequency Bands	
Customer	Lord Corporation	
Job Number	R-6339N-1	
Test Sample	Wireless Analog Input Node with Internal antenna	
Model Number	SG-Link-200-OEM	
Serial Number	6308-4200-00002	
Test Specification	FCC Part 15 Subpart C	Paragraph: 15.247(d)
Operating Mode	Transmitting modulated (LXRS, LXRS+) signal at 2.405 GHz, 2.440 GHz, 2.480 GHz	
Technician	M. Hippert	
Date	July 18 & 20, 2018	

Notes: Antenna Test Distance: 3 meters Detector: Quasi-Peak <1GHz, Average >1GHz

TEST PARAMETERS

Restricted Band	Measured Frequency	Meter Reading	Correction Factor	Corrected Reading			Converted Reading	Limit at 3M
MHz	MHz	dBuV	dB	dBuV/m			uV/m	uV/m
9300.00	-	-	-	-			-	500.00
|	9400.00	31.63	5.58	37.21	*		72.53	|
9500.00	-	-	-	-			-	500.00
10600.00	-	-	-	-			-	500.00
|	12200.00	31.24	9.32	40.56	*		106.66	|
12700.00	-	-	-	-			-	500.00
13250.00	-	-	-	-			-	500.00
|	15800.00	32.48	6.51	38.99	*		89.02	|
16200.00	-	-	-	-			-	500.00
17700.00	-	-	-	-			-	500.00
|	19240.00	31.73	-4.11	27.62	*		24.04	|
21400.00	-		-	-			-	500.00
22010.00	-	-	-	-			-	500.00
|	22320.00	33.64	-4.3	29.34	*		29.31	|
23120.00	-	-	-	-			-	500.00
23600.00	-	-	-	-			-	500.00
|	23800.00	34.36	-3.35	31.01	*		35.52	|
24000.00	-	-	-	-			-	500.00

EUT emissions observed throughout the given frequency spectrum were recorded and evaluated. Emission levels closest to the limit are listed on this data sheet. * This emission is not from the EUT. It is a measurement of minimum measurement system sensitivity (Noise Floor).

Data Sheet 7 of 7

Unwanted Emissions into Restricted Frequency Bands,
External Antenna, Part Number: FXP73.07.0100A
25 MHz to 25 GHz
Test Data

Retlif Testing Laboratories

Report No. R-6339N-1

RETLIF TESTING LABORATORIES

EMISSIONS TEST DATA SHEET

Test Method	Unwanted Emissions into Restricted Frequency Bands	
Customer	Lord Corporation	
Job Number	R-6339N-1	
Test Sample	Wireless Analog Input Node with FXP73.07.0100A antenna	
Model Number	SG-Link-200-OEM	
Serial Number	6308-4201-00002	
Test Specification	FCC Part 15 Subpart C	Paragraph: 15.247(d)
Operating Mode	Transmitting modulated (LXRS, LXRS+) signal at 2.405 GHz, 2.440 GHz, 2.480 GHz	
Technician	M. Hippert	
Date	July 18 & 20, 2018	

Notes: Antenna Test Distance: 3 meters Detector: Quasi-Peak <1GHz, Average >1GHz

TEST PARAMETERS

Restricted Band	Measured Frequency	Meter Reading	Correction Factor	Corrected Reading			Converted Reading	Limit at 3M
MHz	MHz	dBuV	dB	dBuV/m			uV/m	uV/m
37.50	-	-	-	-			-	100.00
|	38.00	0.3	12.61	12.91	*		4.42	I
38.25	-	-	-	-			-	100.00
73.00	-	-	-	-			-	100.00
|	74.00	9.09	8.94	18.03	*		7.97	I
74.60	-	-	-	-			-	100.00
74.80	-	-	-	-			-	100.00
|	75.00	4.04	8.94	12.98	*		4.46	|
75.20	-	-	-	-			-	100.00
108.00	-	-	-	-			-	150.00
|	115.00	0.31	15.11	15.42	*		5.90	|
|	-	-	-	-			-	|
121.94	-	-	-	-			-	150.00
123.00	-	-	-	-			-	150.00
|	130.00	0.46	14.57	15.03	*		5.64	|
|	-	-	-	-			-	|
138.00	-	-	-	-			-	150.00

No EUT emissions within 10 dB of the specified test limit were observed at the specified test distance throughout the given frequency spectrum. * This emission is not from the EUT. It is a measurement of minimum measurement system sensitivity (Noise Floor).

Data Sheet 1 of 7

RETLIF TESTING LABORATORIES

EMISSIONS TEST DATA SHEET

Test Method	Unwanted Emissions into Restricted Frequency Bands	
Customer	Lord Corporation	
Job Number	R-6339N-1	
Test Sample	Wireless Analog Input Node with FXP73.07.0100A antenna	
Model Number	SG-Link-200-OEM	
Serial Number	6308-4201-00002	
Test Specification	FCC Part 15 Subpart C	Paragraph: 15.247(d)
Operating Mode	Transmitting modulated (LXRS, LXRS+) signal at 2.405 GHz, 2.440 GHz, 2.480 GHz	
Technician	M. Hippert	
Date	July 18 & 20, 2018	

Notes: Antenna Test Distance: 3 meters Detector: Quasi-Peak <1GHz, Average >1GHz

TEST PARAMETERS

Restricted Band	Measured Frequency	Meter Reading	Correction Factor	Corrected Reading			Converted Reading	Limit at 3M
MHz	MHz	dBuV	dB	dBuV/m			uV/m	uV/m
149.90	-	-	-	-			-	150.00
|	150.00	-1.17	17.65	16.48	*		6.67	|
150.05	-	-	-	-			-	150.00
156.52	-	-	-	-			-	150.00
|	156.52	0.39	17.65	18.04	*		7.98	|
156.52	-	-	-	-			-	150.00
156.70	-	-	-	-			-	150.00
|	156.80	0.45	17.65	18.10	*		8.04	|
156.90	-	-	-	-			-	150.00
162.01	-	-	-	-			-	150.00
|	165.00	-0.55	19.66	19.11	*		9.03	|
167.17	-	-	-	-			-	150.00
		-						
167.72	-		-	-			-	150.00
|	170.00	-0.92	20.12	19.2	*		9.12	|
173.20	-	-	-	-			-	150.00

No EUT emissions within 10 dB of the specified test limit were observed at the specified test distance throughout the given frequency spectrum. * This emission is not from the EUT. It is a measurement of minimum measurement system sensitivity (Noise Floor).

Data Sheet 2 of 7

RETLIF TESTING LABORATORIES

EMISSIONS TEST DATA SHEET

Test Method	Unwanted Emissions into Restricted Frequency Bands	
Customer	Lord Corporation	
Job Number	R-6339N-1	
Test Sample	Wireless Analog Input Node with FXP73.07.0100A antenna	
Model Number	SG-Link-200-OEM	
Serial Number	6308-4201-00002	
Test Specification	FCC Part 15 Subpart C	Paragraph: 15.247(d)
Operating Mode	Transmitting modulated (LXRS, LXRS+) signal at 2.405 GHz, 2.440 GHz, 2.480 GHz	
Technician	M. Hippert	
Date	July 18 & 20, 2018	

Notes: Antenna Test Distance: 3 meters Detector: Quasi-Peak <1GHz, Average >1GHz

TEST PARAMETERS

Restricted Band	Measured Frequency	Meter Reading	Correction Factor	Corrected Reading			Converted Reading	Limit at 3M
MHz	MHz	dBuV	dB	dBuV/m			uV/m	uV/m
240.00	-	-	-	-			-	200.00
|	262.50	1.85	15.92	17.77	*		7.74	|
285.00	-	-	-					200.00
322.80	-	-	-					200.00
|	330.00	1.78	18.72	20.5	*		10.59	|
335.40	-	-	-					200.00
399.90	-	-	-					200.00
|	405.00	0.13	20.86	20.99	*		11.21	|
410.00	-	-	-					200.00
608.00	-	-	-					200.00
|	611.00	-0.07	25.89	25.82	*		19.54	|
614.00	-	-	-					200.00
		-						
960.00	-		-					500.00
|	975.00	0.78	32.84	33.62	*		47.97	|
1240.00	-	-	-				-	500.00
1300.00	-	-	-	-			-	500.00
|	1350.00	32.64	-9.32	23.29	*		15.70	|
1427.00	-	-	-	-			-	500.00

EUT emissions observed throughout the given frequency spectrum were recorded and evaluated. Emission levels closest to the limit are listed on this data sheet. * This emission is not from the EUT. It is a measurement of minimum measurement system sensitivity (Noise Floor).

Data Sheet 3 of 7

RETLIF TESTING LABORATORIES

EMISSIONS TEST DATA SHEET

Test Method	Unwanted Emissions into Restricted Frequency Bands	
Customer	Lord Corporation	
Job Number	R-6339N-1	
Test Sample	Wireless Analog Input Node with FXP73.07.0100A antenna	
Model Number	SG-Link-200-OEM	
Serial Number	6308-4201-00002	
Test Specification	FCC Part 15 Subpart C	Paragraph: 15.247(d)
Operating Mode	Transmitting modulated (LXRS, LXRS+) signal at 2.405 GHz, 2.440 GHz, 2.480 GHz	
Technician	M. Hippert	
Date	July 18 & 20, 2018	

Notes: Antenna Test Distance: 3 meters Detector: Quasi-Peak <1GHz, Average >1GHz

TEST PARAMETERS

Restricted Band	Measured Frequency	Meter Reading	Correction Factor	Corrected Reading			Converted Reading	Limit at 3M
MHz	MHz	dBuV	dB	dBuV/m			uV/m	uV/m
1435.00	-	-	-	-			-	500.00
|	1500.00	32.35	-9.49	22.86	*		13.90	|
1646.50	-	-	-	-			-	500.00
1660.00	-	-	-	-			-	500.00
|	1680.00	32.08	-8.60	23.48	*		14.93	|
1710.00	-	-	-	-			-	500.00
1718.80	-	-	-	-			-	500.00
|	1720.00	32.00	-8.60	23.4	*		14.79	|
1722.20	-	-	-	-			-	500.00
2200.00	-	-	-	-			-	500.00
|	2250.00	31.65	-6.40	25.25	*		18.30	|
2300.00	-	-	-	-			-	500.00
2310.00	-	-	-	-			-	500.00
|	2350.00	31.67	-5.63	26.04	*		20.04	|
2390.00	-	-	-	-			-	500.00
2483.50	-	-	-	-			-	500.00
|	2491.75	31.48	-5.48	26	*		19.95	|
2500.00	-	-	-	-			-	500.00

EUT emissions within 10 dB of the specified test limit were observed at the specified test distance throughout the given frequency spectrum.
* This emission is not from the EUT. It is a measurement of minimum measurement system sensitivity (Noise Floor).

Data Sheet 4 of 7

RETLIF TESTING LABORATORIES

EMISSIONS TEST DATA SHEET

Test Method	Unwanted Emissions into Restricted Frequency Bands	
Customer	Lord Corporation	
Job Number	R-6339N-1	
Test Sample	Wireless Analog Input Node with FXP73.07.0100A antenna	
Model Number	SG-Link-200-OEM	
Serial Number	6308-4201-00002	
Test Specification	FCC Part 15 Subpart C	Paragraph: 15.247(d)
Operating Mode	Transmitting modulated (LXRS, LXRS+) signal at 2.405 GHz, 2.440 GHz, 2.480 GHz	
Technician	M. Hippert	
Date	July 18 & 20, 2018	

Notes: Antenna Test Distance: 3 meters Detector: Quasi-Peak <1GHz, Average >1GHz

TEST PARAMETERS

Restricted Band	Measured Frequency	Meter Reading	Correction Factor	Corrected Reading			Converted Reading	Limit at 3M
MHz	MHz	dBuV	dB	dBuV/m			uV/m	uV/m
2690.00	-	-	-	-			-	500.00
|	-	-	-	-			-	|
|	2750.00	31.49	-5.01	26.48	*		21.09	|
|	-	-	-	-			-	|
2900.00	-	-	-	-			-	500.00
3260.00	-	-	-	-			-	500.00
|	3263.00	31.35	-2.85	28.5	*		26.61	|
3267.00	-	-	-	-			-	500.00
3332.00	-	-	-	-			-	500.00
|	3336.00	31.34	-2.85	28.49	*		26.58	|
3339.00	-	-	-	-			-	500.00
3345.00	-	-	-	-			-	500.00
|	3350.00	31.35	-2.53	28.82	*		27.61	|
3358.00	-	-	-	-			-	500.00
3600.00	-	-	-	-			-	500.00
|	-	-	-	-			-	|
|	3700.00	30.91	-1.6	29.31	*		29.21	|
|	-	-	-	-			-	|

EUT emissions observed throughout the given frequency spectrum were recorded and evaluated. Emission levels closest to the limit are listed on this data sheet. * This emission is not from the EUT. It is a measurement of minimum measurement system sensitivity (Noise Floor).

Data Sheet 5 of 7

RETLIF TESTING LABORATORIES

EMISSIONS TEST DATA SHEET

Test Method	Unwanted Emissions into Restricted Frequency Bands	
Customer	Lord Corporation	
Job Number	R-6339N-1	
Test Sample	Wireless Analog Input Node with FXP73.07.0100A antenna	
Model Number	SG-Link-200-OEM	
Serial Number	6308-4201-00002	
Test Specification	FCC Part 15 Subpart C	Paragraph: 15.247(d)
Operating Mode	Transmitting modulated (LXRS, LXRS+) signal at 2.405 GHz, 2.440 GHz, 2.480 GHz	
Technician	M. Hippert	
Date	July 18 & 20, 2018	

Notes: Antenna Test Distance: 3 meters Detector: Quasi-Peak <1GHz, Average >1GHz

TEST PARAMETERS

Restricted Band	Measured Frequency	Meter Reading	Correction Factor	Corrected Reading			Converted Reading	Limit at 3M
MHz	MHz	dBuV	dB	dBuV/m			uV/m	uV/m
|	-	-	-	-			-	|
4400.00	-	-	-	-			-	500.00
4500.00	-	-	-	-			-	500.00
|	4825.00	30.54	-0.05	30.49	*		33.46	|
|	-	-	-	-			-	|
5150.00	-	-	-	-			-	500.00
5350.00	-	-	-	-			-	500.00
|	5400.00	30.36	1.78	32.14	*		40.46	|
5460.00	-	-	-	-			-	500.00
7250.00	-	-	-	-			-	500.00
|	7440.00	30.85	4.18	35.03	*		56.43	|
7750.00	-	-	-	-			-	500.00
8025.00	-	-	-	-			-	500.00
|	8300.00	31.57	4.84	36.41	*		66.15	|
8500.00	-	-	-	-			-	500.00
9000.00	-	-	-	-			-	500.00
|	9100.00	31.62	5.34	36.96	*		70.47	|
9200.00	-	-	-	-			-	500.00

EUT emissions observed throughout the given frequency spectrum were recorded and evaluated. Emission levels closest to the limit are listed on this data sheet. * This emission is not from the EUT. It is a measurement of minimum measurement system sensitivity (Noise Floor).

Data Sheet 6 of 7

RETLIF TESTING LABORATORIES

EMISSIONS TEST DATA SHEET

Test Method	Unwanted Emissions into Restricted Frequency Bands	
Customer	Lord Corporation	
Job Number	R-6339N-1	
Test Sample	Wireless Analog Input Node with FXP73.07.0100A antenna	
Model Number	SG-Link-200-OEM	
Serial Number	6308-4201-00002	
Test Specification	FCC Part 15 Subpart C	Paragraph: 15.247(d)
Operating Mode	Transmitting modulated (LXRS, LXRS+) signal at 2.405 GHz, 2.440 GHz, 2.480 GHz	
Technician	M. Hippert	
Date	July 18 & 20, 2018	

Notes: Antenna Test Distance: 3 meters Detector: Quasi-Peak <1GHz, Average >1GHz

TEST PARAMETERS

Restricted Band	Measured Frequency	Meter Reading	Correction Factor	Corrected Reading			Converted Reading	Limit at 3M
MHz	MHz	dBuV	dB	dBuV/m			uV/m	uV/m
9300.00	-	-	-	-			-	500.00
|	9400.00	31.63	5.58	37.21	*		72.53	|
9500.00	-	-	-	-			-	500.00
10600.00	-	-	-	-			-	500.00
|	12200.00	31.24	9.32	40.56	*		106.66	|
12700.00	-	-	-	-			-	500.00
13250.00	-	-	-	-			-	500.00
|	15800.00	32.48	6.51	38.99	*		89.02	|
16200.00	-	-	-	-			-	500.00
17700.00	-	-	-	-			-	500.00
|	19240.00	31.73	-4.11	27.62	*		24.04	|
21400.00	-		-	-			-	500.00
22010.00	-	-	-	-			-	500.00
|	22320.00	33.64	-4.3	29.34	*		29.31	|
23120.00	-	-	-	-			-	500.00
23600.00	-	-	-	-			-	500.00
|	23800.00	34.36	-3.35	31.01	*		35.52	|
24000.00	-	-	-	-			-	500.00

EUT emissions observed throughout the given frequency spectrum were recorded and evaluated. Emission levels closest to the limit are listed on this data sheet. * This emission is not from the EUT. It is a measurement of minimum measurement system sensitivity (Noise Floor).

Data Sheet 7 of 7

Unwanted Emissions into Restricted Frequency Bands,
External Antenna, Part Number: ANT-DB1-RAF-RPS-ND
25 MHz to 25 GHz
Test Data

Retlif Testing Laboratories

Report No. R-6339N-1

RETLIF TESTING LABORATORIES

EMISSIONS TEST DATA SHEET

Test Method	Unwanted Emissions into Restricted Frequency Bands	
Customer	Lord Corporation	
Job Number	R-6339N-1	
Test Sample	Wireless Analog Input Node with ANT-DB1-RAF-RPS-ND antenna	
Model Number	SG-Link-200-OEM	
Serial Number	6308-4201-00002	
Test Specification	FCC Part 15 Subpart C	Paragraph: 15.247(d)
Operating Mode	Transmitting modulated (LXRS, LXRS+) signal at 2.405 GHz, 2.440 GHz, 2.480 GHz	
Technician	M. Hippert	
Date	July 18 & 20, 2018	

Notes: Antenna Test Distance: 3 meters Detector: Quasi-Peak <1GHz, Average >1GHz

TEST PARAMETERS

Restricted Band	Measured Frequency	Meter Reading	Correction Factor	Corrected Reading			Converted Reading	Limit at 3M
MHz	MHz	dBuV	dB	dBuV/m			uV/m	uV/m
37.50	-	-	-	-			-	100.00
|	38.00	0.3	12.61	12.91	*		4.42	I
38.25	-	-	-	-			-	100.00
73.00	-	-	-	-			-	100.00
|	74.00	9.09	8.94	18.03	*		7.97	I
74.60	-	-	-	-			-	100.00
74.80	-	-	-	-			-	100.00
|	75.00	4.04	8.94	12.98	*		4.46	|
75.20	-	-	-	-			-	100.00
108.00	-	-	-	-			-	150.00
|	115.00	0.31	15.11	15.42	*		5.90	|
|	-	-	-	-			-	|
121.94	-	-	-	-			-	150.00
123.00	-	-	-	-			-	150.00
|	130.00	0.46	14.57	15.03	*		5.64	|
|	-	-	-	-			-	|
138.00	-	-	-	-			-	150.00

No EUT emissions within 10 dB of the specified test limit were observed at the specified test distance throughout the given frequency spectrum. * This emission is not from the EUT. It is a measurement of minimum measurement system sensitivity (Noise Floor).

Data Sheet 1 of 7

RETLIF TESTING LABORATORIES

EMISSIONS TEST DATA SHEET

Test Method	Unwanted Emissions into Restricted Frequency Bands	
Customer	Lord Corporation	
Job Number	R-6339N-1	
Test Sample	Wireless Analog Input Node with ANT-DB1-RAF-RPS-ND antenna	
Model Number	SG-Link-200-OEM	
Serial Number	6308-4201-00002	
Test Specification	FCC Part 15 Subpart C	Paragraph: 15.247(d)
Operating Mode	Transmitting modulated (LXRS, LXRS+) signal at 2.405 GHz, 2.440 GHz, 2.480 GHz	
Technician	M. Hippert	
Date	July 18 & 20, 2018	

Notes: Antenna Test Distance: 3 meters Detector: Quasi-Peak <1GHz, Average >1GHz

TEST PARAMETERS

Restricted Band	Measured Frequency	Meter Reading	Correction Factor	Corrected Reading			Converted Reading	Limit at 3M
MHz	MHz	dBuV	dB	dBuV/m			uV/m	uV/m
149.90	-	-	-	-			-	150.00
|	150.00	-1.17	17.65	16.48	*		6.67	|
150.05	-	-	-	-			-	150.00
156.52	-	-	-	-			-	150.00
|	156.52	0.39	17.65	18.04	*		7.98	|
156.52	-	-	-	-			-	150.00
156.70	-	-	-	-			-	150.00
|	156.80	0.45	17.65	18.10	*		8.04	|
156.90	-	-	-	-			-	150.00
162.01	-	-	-	-			-	150.00
|	165.00	-0.55	19.66	19.11	*		9.03	|
167.17	-	-	-	-			-	150.00
		-						
167.72	-		-	-			-	150.00
|	170.00	-0.92	20.12	19.2	*		9.12	|
173.20	-	-	-	-			-	150.00

No EUT emissions within 10 dB of the specified test limit were observed at the specified test distance throughout the given frequency spectrum. * This emission is not from the EUT. It is a measurement of minimum measurement system sensitivity (Noise Floor).

Data Sheet 2 of 7

RETLIF TESTING LABORATORIES

EMISSIONS TEST DATA SHEET

Test Method	Unwanted Emissions into Restricted Frequency Bands	
Customer	Lord Corporation	
Job Number	R-6339N-1	
Test Sample	Wireless Analog Input Node with ANT-DB1-RAF-RPS-ND antenna	
Model Number	SG-Link-200-OEM	
Serial Number	6308-4201-00002	
Test Specification	FCC Part 15 Subpart C	Paragraph: 15.247(d)
Operating Mode	Transmitting modulated (LXRS, LXRS+) signal at 2.405 GHz, 2.440 GHz, 2.480 GHz	
Technician	M. Hippert	
Date	July 18 & 20, 2018	

Notes: Antenna Test Distance: 3 meters Detector: Quasi-Peak <1GHz, Average >1GHz

TEST PARAMETERS

Restricted Band	Measured Frequency	Meter Reading	Correction Factor	Corrected Reading			Converted Reading	Limit at 3M
MHz	MHz	dBuV	dB	dBuV/m			uV/m	uV/m
240.00	-	-	-	-			-	200.00
|	262.50	1.85	15.92	17.77	*		7.74	|
285.00	-	-	-					200.00
322.80	-	-	-					200.00
|	330.00	1.78	18.72	20.5	*		10.59	|
335.40	-	-	-					200.00
399.90	-	-	-					200.00
|	405.00	0.13	20.86	20.99	*		11.21	|
410.00	-	-	-					200.00
608.00	-	-	-					200.00
|	611.00	-0.07	25.89	25.82	*		19.54	|
614.00	-	-	-					200.00
		-						
960.00	-		-					500.00
|	975.00	0.78	32.84	33.62	*		47.97	|
1240.00	-	-	-				-	500.00
1300.00	-	-	-	-			-	500.00
|	1350.00	32.64	-9.32	23.29	*		15.70	|
1427.00	-	-	-	-			-	500.00

EUT emissions observed throughout the given frequency spectrum were recorded and evaluated. Emission levels closest to the limit are listed on this data sheet. * This emission is not from the EUT. It is a measurement of minimum measurement system sensitivity (Noise Floor).

Data Sheet 3 of 7

RETLIF TESTING LABORATORIES

EMISSIONS TEST DATA SHEET

Test Method	Unwanted Emissions into Restricted Frequency Bands	
Customer	Lord Corporation	
Job Number	R-6339N-1	
Test Sample	Wireless Analog Input Node with ANT-DB1-RAF-RPS-ND antenna	
Model Number	SG-Link-200-OEM	
Serial Number	6308-4201-00002	
Test Specification	FCC Part 15 Subpart C	Paragraph: 15.247(d)
Operating Mode	Transmitting modulated (LXRS, LXRS+) signal at 2.405 GHz, 2.440 GHz, 2.480 GHz	
Technician	M. Hippert	
Date	July 18 & 20, 2018	

Notes: Antenna Test Distance: 3 meters Detector: Quasi-Peak <1GHz, Average >1GHz

TEST PARAMETERS

Restricted Band	Measured Frequency	Meter Reading	Correction Factor	Corrected Reading			Converted Reading	Limit at 3M
MHz	MHz	dBuV	dB	dBuV/m			uV/m	uV/m
1435.00	-	-	-	-			-	500.00
|	1500.00	32.35	-9.49	22.86	*		13.90	|
1646.50	-	-	-	-			-	500.00
1660.00	-	-	-	-			-	500.00
|	1680.00	32.08	-8.60	23.48	*		14.93	|
1710.00	-	-	-	-			-	500.00
1718.80	-	-	-	-			-	500.00
|	1720.00	32.00	-8.60	23.4	*		14.79	|
1722.20	-	-	-	-			-	500.00
2200.00	-	-	-	-			-	500.00
|	2250.00	31.65	-6.40	25.25	*		18.30	|
2300.00	-	-	-	-			-	500.00
2310.00	-	-	-	-			-	500.00
|	2350.00	31.67	-5.63	26.04	*		20.04	|
2390.00	-	-	-	-			-	500.00
2483.50	-	-	-	-			-	500.00
|	2491.75	31.48	-5.48	26	*		19.95	|
2500.00	-	-	-	-			-	500.00

EUT emissions within 10 dB of the specified test limit were observed at the specified test distance throughout the given frequency spectrum.
* This emission is not from the EUT. It is a measurement of minimum measurement system sensitivity (Noise Floor).

Data Sheet 4 of 7

RETLIF TESTING LABORATORIES

EMISSIONS TEST DATA SHEET

Test Method	Unwanted Emissions into Restricted Frequency Bands	
Customer	Lord Corporation	
Job Number	R-6339N-1	
Test Sample	Wireless Analog Input Node with ANT-DB1-RAF-RPS-ND antenna	
Model Number	SG-Link-200-OEM	
Serial Number	6308-4201-00002	
Test Specification	FCC Part 15 Subpart C	Paragraph: 15.247(d)
Operating Mode	Transmitting modulated (LXRS, LXRS+) signal at 2.405 GHz, 2.440 GHz, 2.480 GHz	
Technician	M. Hippert	
Date	July 18 & 20, 2018	

Notes: Antenna Test Distance: 3 meters Detector: Quasi-Peak <1GHz, Average >1GHz

TEST PARAMETERS

Restricted Band	Measured Frequency	Meter Reading	Correction Factor	Corrected Reading			Converted Reading	Limit at 3M
MHz	MHz	dBuV	dB	dBuV/m			uV/m	uV/m
2690.00	-	-	-	-			-	500.00
|	-	-	-	-			-	|
|	2750.00	31.49	-5.01	26.48	*		21.09	|
|	-	-	-	-			-	|
2900.00	-	-	-	-			-	500.00
3260.00	-	-	-	-			-	500.00
|	3263.00	31.35	-2.85	28.5	*		26.61	|
3267.00	-	-	-	-			-	500.00
3332.00	-	-	-	-			-	500.00
|	3336.00	31.34	-2.85	28.49	*		26.58	|
3339.00	-	-	-	-			-	500.00
3345.00	-	-	-	-			-	500.00
|	3350.00	31.35	-2.53	28.82	*		27.61	|
3358.00	-	-	-	-			-	500.00
3600.00	-	-	-	-			-	500.00
|	-	-	-	-			-	|
|	3700.00	30.91	-1.6	29.31	*		29.21	|
|	-	-	-	-			-	|

EUT emissions observed throughout the given frequency spectrum were recorded and evaluated. Emission levels closest to the limit are listed on this data sheet. * This emission is not from the EUT. It is a measurement of minimum measurement system sensitivity (Noise Floor).

Data Sheet 5 of 7

RETLIF TESTING LABORATORIES

EMISSIONS TEST DATA SHEET

Test Method	Unwanted Emissions into Restricted Frequency Bands	
Customer	Lord Corporation	
Job Number	R-6339N-1	
Test Sample	Wireless Analog Input Node with ANT-DB1-RAF-RPS-ND antenna	
Model Number	SG-Link-200-OEM	
Serial Number	6308-4201-00002	
Test Specification	FCC Part 15 Subpart C	Paragraph: 15.247(d)
Operating Mode	Transmitting modulated (LXRS, LXRS+) signal at 2.405 GHz, 2.440 GHz, 2.480 GHz	
Technician	M. Hippert	
Date	July 18 & 20, 2018	

Notes: Antenna Test Distance: 3 meters Detector: Quasi-Peak <1GHz, Average >1GHz

TEST PARAMETERS

Restricted Band	Measured Frequency	Meter Reading	Correction Factor	Corrected Reading			Converted Reading	Limit at 3M
MHz	MHz	dBuV	dB	dBuV/m			uV/m	uV/m
|	-	-	-	-			-	|
4400.00	-	-	-	-			-	500.00
4500.00	-	-	-	-			-	500.00
|	4825.00	30.54	-0.05	30.49	*		33.46	|
|	-	-	-	-			-	|
5150.00	-	-	-	-			-	500.00
5350.00	-	-	-	-			-	500.00
|	5400.00	30.36	1.78	32.14	*		40.46	|
5460.00	-	-	-	-			-	500.00
7250.00	-	-	-	-			-	500.00
|	7440.00	30.85	4.18	35.03	*		56.43	|
7750.00	-	-	-	-			-	500.00
8025.00	-	-	-	-			-	500.00
|	8300.00	31.57	4.84	36.41	*		66.15	|
8500.00	-	-	-	-			-	500.00
9000.00	-	-	-	-			-	500.00
|	9100.00	31.62	5.34	36.96	*		70.47	|
9200.00	-	-	-	-			-	500.00

EUT emissions observed throughout the given frequency spectrum were recorded and evaluated. Emission levels closest to the limit are listed on this data sheet. * This emission is not from the EUT. It is a measurement of minimum measurement system sensitivity (Noise Floor).

Data Sheet 6 of 7

RETLIF TESTING LABORATORIES

EMISSIONS TEST DATA SHEET

Test Method	Unwanted Emissions into Restricted Frequency Bands	
Customer	Lord Corporation	
Job Number	R-6339N-1	
Test Sample	Wireless Analog Input Node with ANT-DB1-RAF-RPS-ND antenna	
Model Number	SG-Link-200-OEM	
Serial Number	6308-4201-00002	
Test Specification	FCC Part 15 Subpart C	Paragraph: 15.247(d)
Operating Mode	Transmitting modulated (LXRS, LXRS+) signal at 2.405 GHz, 2.440 GHz, 2.480 GHz	
Technician	M. Hippert	
Date	July 18 & 20, 2018	

Notes: Antenna Test Distance: 3 meters Detector: Quasi-Peak <1GHz, Average >1GHz

TEST PARAMETERS

Restricted Band	Measured Frequency	Meter Reading	Correction Factor	Corrected Reading			Converted Reading	Limit at 3M
MHz	MHz	dBuV	dB	dBuV/m			uV/m	uV/m
9300.00	-	-	-	-			-	500.00
|	9400.00	31.63	5.58	37.21	*		72.53	|
9500.00	-	-	-	-			-	500.00
10600.00	-	-	-	-			-	500.00
|	12200.00	31.24	9.32	40.56	*		106.66	|
12700.00	-	-	-	-			-	500.00
13250.00	-	-	-	-			-	500.00
|	15800.00	32.48	6.51	38.99	*		89.02	|
16200.00	-	-	-	-			-	500.00
17700.00	-	-	-	-			-	500.00
|	19240.00	31.73	-4.11	27.62	*		24.04	|
21400.00	-		-	-			-	500.00
22010.00	-	-	-	-			-	500.00
|	22320.00	33.64	-4.3	29.34	*		29.31	|
23120.00	-	-	-	-			-	500.00
23600.00	-	-	-	-			-	500.00
|	23800.00	34.36	-3.35	31.01	*		35.52	|
24000.00	-	-	-	-			-	500.00

EUT emissions observed throughout the given frequency spectrum were recorded and evaluated. Emission levels closest to the limit are listed on this data sheet. * This emission is not from the EUT. It is a measurement of minimum measurement system sensitivity (Noise Floor).

Data Sheet 7 of 7

Unwanted Emissions into Restricted Frequency Bands,
External Antenna, Part Number: ANT-2.4-CW-RH-RPS-ND
25 MHz to 25 GHz
Test Data

Retlif Testing Laboratories

Report No. R-6339N-1

RETLIF TESTING LABORATORIES

EMISSIONS TEST DATA SHEET

Test Method	Unwanted Emissions into Restricted Frequency Bands	
Customer	Lord Corporation	
Job Number	R-6339N-1	
Test Sample	Wireless Analog Input Node with ANT-2.4-CW-RH-RPS-ND antenna	
Model Number	SG-Link-200-OEM	
Serial Number	6308-4201-00002	
Test Specification	FCC Part 15 Subpart C	Paragraph: 15.247(d)
Operating Mode	Transmitting modulated (LXRS, LXRS+) signal at 2.405 GHz, 2.440 GHz, 2.480 GHz	
Technician	M. Hippert	
Date	July 18 & 20, 2018	

Notes: Antenna Test Distance: 3 meters Detector: Quasi-Peak <1GHz, Average >1GHz

TEST PARAMETERS

Restricted Band	Measured Frequency	Meter Reading	Correction Factor	Corrected Reading			Converted Reading	Limit at 3M
MHz	MHz	dBuV	dB	dBuV/m			uV/m	uV/m
37.50	-	-	-	-			-	100.00
|	38.00	0.3	12.61	12.91	*		4.42	I
38.25	-	-	-	-			-	100.00
73.00	-	-	-	-			-	100.00
|	74.00	9.09	8.94	18.03	*		7.97	I
74.60	-	-	-	-			-	100.00
74.80	-	-	-	-			-	100.00
|	75.00	4.04	8.94	12.98	*		4.46	|
75.20	-	-	-	-			-	100.00
108.00	-	-	-	-			-	150.00
|	115.00	0.31	15.11	15.42	*		5.90	|
|	-	-	-	-			-	|
121.94	-	-	-	-			-	150.00
123.00	-	-	-	-			-	150.00
|	130.00	0.46	14.57	15.03	*		5.64	|
|	-	-	-	-			-	|
138.00	-	-	-	-			-	150.00

No EUT emissions within 10 dB of the specified test limit were observed at the specified test distance throughout the given frequency spectrum. * This emission is not from the EUT. It is a measurement of minimum measurement system sensitivity (Noise Floor).

Data Sheet 1 of 7

RETLIF TESTING LABORATORIES

EMISSIONS TEST DATA SHEET

Test Method	Unwanted Emissions into Restricted Frequency Bands	
Customer	Lord Corporation	
Job Number	R-6339N-1	
Test Sample	Wireless Analog Input Node with ANT-2.4-CW-RH-RPS-ND antenna	
Model Number	SG-Link-200-OEM	
Serial Number	6308-4201-00002	
Test Specification	FCC Part 15 Subpart C	Paragraph: 15.247(d)
Operating Mode	Transmitting modulated (LXRS, LXRS+) signal at 2.405 GHz, 2.440 GHz, 2.480 GHz	
Technician	M. Hippert	
Date	July 18 & 20, 2018	

Notes: Antenna Test Distance: 3 meters Detector: Quasi-Peak <1GHz, Average >1GHz

TEST PARAMETERS

Restricted Band	Measured Frequency	Meter Reading	Correction Factor	Corrected Reading			Converted Reading	Limit at 3M
MHz	MHz	dBuV	dB	dBuV/m			uV/m	uV/m
149.90	-	-	-	-			-	150.00
|	150.00	-1.17	17.65	16.48	*		6.67	|
150.05	-	-	-	-			-	150.00
156.52	-	-	-	-			-	150.00
|	156.52	0.39	17.65	18.04	*		7.98	|
156.52	-	-	-	-			-	150.00
156.70	-	-	-	-			-	150.00
|	156.80	0.45	17.65	18.10	*		8.04	|
156.90	-	-	-	-			-	150.00
162.01	-	-	-	-			-	150.00
|	165.00	-0.55	19.66	19.11	*		9.03	|
167.17	-	-	-	-			-	150.00
		-						
167.72	-		-	-			-	150.00
|	170.00	-0.92	20.12	19.2	*		9.12	|
173.20	-	-	-	-			-	150.00

No EUT emissions within 10 dB of the specified test limit were observed at the specified test distance throughout the given frequency spectrum. * This emission is not from the EUT. It is a measurement of minimum measurement system sensitivity (Noise Floor).

Data Sheet 2 of 7

RETLIF TESTING LABORATORIES

EMISSIONS TEST DATA SHEET

Test Method	Unwanted Emissions into Restricted Frequency Bands	
Customer	Lord Corporation	
Job Number	R-6339N-1	
Test Sample	Wireless Analog Input Node with ANT-2.4-CW-RH-RPS-ND antenna	
Model Number	SG-Link-200-OEM	
Serial Number	6308-4201-00002	
Test Specification	FCC Part 15 Subpart C	Paragraph: 15.247(d)
Operating Mode	Transmitting modulated (LXRS, LXRS+) signal at 2.405 GHz, 2.440 GHz, 2.480 GHz	
Technician	M. Hippert	
Date	July 18 & 20, 2018	

Notes: Antenna Test Distance: 3 meters Detector: Quasi-Peak <1GHz, Average >1GHz

TEST PARAMETERS

Restricted Band	Measured Frequency	Meter Reading	Correction Factor	Corrected Reading			Converted Reading	Limit at 3M
MHz	MHz	dBuV	dB	dBuV/m			uV/m	uV/m
240.00	-	-	-	-			-	200.00
|	262.50	1.85	15.92	17.77	*		7.74	|
285.00	-	-	-					200.00
322.80	-	-	-					200.00
|	330.00	1.78	18.72	20.5	*		10.59	|
335.40	-	-	-					200.00
399.90	-	-	-					200.00
|	405.00	0.13	20.86	20.99	*		11.21	|
410.00	-	-	-					200.00
608.00	-	-	-					200.00
|	611.00	-0.07	25.89	25.82	*		19.54	|
614.00	-	-	-					200.00
		-						
960.00	-		-					500.00
|	975.00	0.78	32.84	33.62	*		47.97	|
1240.00	-	-	-				-	500.00
1300.00	-	-	-	-			-	500.00
|	1350.00	32.64	-9.32	23.29	*		15.70	|
1427.00	-	-	-	-			-	500.00

EUT emissions observed throughout the given frequency spectrum were recorded and evaluated. Emission levels closest to the limit are listed on this data sheet. * This emission is not from the EUT. It is a measurement of minimum measurement system sensitivity (Noise Floor).

Data Sheet 3 of 7

RETLIF TESTING LABORATORIES

EMISSIONS TEST DATA SHEET

Test Method	Unwanted Emissions into Restricted Frequency Bands	
Customer	Lord Corporation	
Job Number	R-6339N-1	
Test Sample	Wireless Analog Input Node with ANT-2.4-CW-RH-RPS-ND antenna	
Model Number	SG-Link-200-OEM	
Serial Number	6308-4201-00002	
Test Specification	FCC Part 15 Subpart C	Paragraph: 15.247(d)
Operating Mode	Transmitting modulated (LXRS, LXRS+) signal at 2.405 GHz, 2.440 GHz, 2.480 GHz	
Technician	M. Hippert	
Date	July 18 & 20, 2018	

Notes: Antenna Test Distance: 3 meters Detector: Quasi-Peak <1GHz, Average >1GHz

TEST PARAMETERS

Restricted Band	Measured Frequency	Meter Reading	Correction Factor	Corrected Reading			Converted Reading	Limit at 3M
MHz	MHz	dBuV	dB	dBuV/m			uV/m	uV/m
1435.00	-	-	-	-			-	500.00
|	1500.00	32.35	-9.49	22.86	*		13.90	|
1646.50	-	-	-	-			-	500.00
1660.00	-	-	-	-			-	500.00
|	1680.00	32.08	-8.60	23.48	*		14.93	|
1710.00	-	-	-	-			-	500.00
1718.80	-	-	-	-			-	500.00
|	1720.00	32.00	-8.60	23.4	*		14.79	|
1722.20	-	-	-	-			-	500.00
2200.00	-	-	-	-			-	500.00
|	2250.00	31.65	-6.40	25.25	*		18.30	|
2300.00	-	-	-	-			-	500.00
2310.00	-	-	-	-			-	500.00
|	2350.00	31.67	-5.63	26.04	*		20.04	|
2390.00	-	-	-	-			-	500.00
2483.50	-	-	-	-			-	500.00
|	2491.75	31.48	-5.48	26	*		19.95	|
2500.00	-	-	-	-			-	500.00

EUT emissions within 10 dB of the specified test limit were observed at the specified test distance throughout the given frequency spectrum.
* This emission is not from the EUT. It is a measurement of minimum measurement system sensitivity (Noise Floor).

Data Sheet 4 of 7

RETLIF TESTING LABORATORIES

EMISSIONS TEST DATA SHEET

Test Method	Unwanted Emissions into Restricted Frequency Bands	
Customer	Lord Corporation	
Job Number	R-6339N-1	
Test Sample	Wireless Analog Input Node with ANT-2.4-CW-RH-RPS-ND antenna	
Model Number	SG-Link-200-OEM	
Serial Number	6308-4201-00002	
Test Specification	FCC Part 15 Subpart C	Paragraph: 15.247(d)
Operating Mode	Transmitting modulated (LXRS, LXRS+) signal at 2.405 GHz, 2.440 GHz, 2.480 GHz	
Technician	M. Hippert	
Date	July 18 & 20, 2018	

Notes: Antenna Test Distance: 3 meters Detector: Quasi-Peak <1GHz, Average >1GHz

TEST PARAMETERS

Restricted Band	Measured Frequency	Meter Reading	Correction Factor	Corrected Reading			Converted Reading	Limit at 3M
MHz	MHz	dBuV	dB	dBuV/m			uV/m	uV/m
2690.00	-	-	-	-			-	500.00
|	-	-	-	-			-	|
|	2750.00	31.49	-5.01	26.48	*		21.09	|
|	-	-	-	-			-	|
2900.00	-	-	-	-			-	500.00
3260.00	-	-	-	-			-	500.00
|	3263.00	31.35	-2.85	28.5	*		26.61	|
3267.00	-	-	-	-			-	500.00
3332.00	-	-	-	-			-	500.00
|	3336.00	31.34	-2.85	28.49	*		26.58	|
3339.00	-	-	-	-			-	500.00
3345.00	-	-	-	-			-	500.00
|	3350.00	31.35	-2.53	28.82	*		27.61	|
3358.00	-	-	-	-			-	500.00
3600.00	-	-	-	-			-	500.00
|	-	-	-	-			-	|
|	3700.00	30.91	-1.6	29.31	*		29.21	|
|	-	-	-	-			-	|

EUT emissions observed throughout the given frequency spectrum were recorded and evaluated. Emission levels closest to the limit are listed on this data sheet. * This emission is not from the EUT. It is a measurement of minimum measurement system sensitivity (Noise Floor).

Data Sheet 5 of 7

RETLIF TESTING LABORATORIES

EMISSIONS TEST DATA SHEET

Test Method	Unwanted Emissions into Restricted Frequency Bands	
Customer	Lord Corporation	
Job Number	R-6339N-1	
Test Sample	Wireless Analog Input Node with ANT-2.4-CW-RH-RPS-ND antenna	
Model Number	SG-Link-200-OEM	
Serial Number	6308-4201-00002	
Test Specification	FCC Part 15 Subpart C	Paragraph: 15.247(d)
Operating Mode	Transmitting modulated (LXRS, LXRS+) signal at 2.405 GHz, 2.440 GHz, 2.480 GHz	
Technician	M. Hippert	
Date	July 18 & 20, 2018	

Notes: Antenna Test Distance: 3 meters Detector: Quasi-Peak <1GHz, Average >1GHz

TEST PARAMETERS

Restricted Band	Measured Frequency	Meter Reading	Correction Factor	Corrected Reading			Converted Reading	Limit at 3M
MHz	MHz	dBuV	dB	dBuV/m			uV/m	uV/m
|	-	-	-	-			-	|
4400.00	-	-	-	-			-	500.00
4500.00	-	-	-	-			-	500.00
|	4825.00	30.54	-0.05	30.49	*		33.46	|
|	-	-	-	-			-	|
5150.00	-	-	-	-			-	500.00
5350.00	-	-	-	-			-	500.00
|	5400.00	30.36	1.78	32.14	*		40.46	|
5460.00	-	-	-	-			-	500.00
7250.00	-	-	-	-			-	500.00
|	7440.00	30.85	4.18	35.03	*		56.43	|
7750.00	-	-	-	-			-	500.00
8025.00	-	-	-	-			-	500.00
|	8300.00	31.57	4.84	36.41	*		66.15	|
8500.00	-	-	-	-			-	500.00
9000.00	-	-	-	-			-	500.00
|	9100.00	31.62	5.34	36.96	*		70.47	|
9200.00	-	-	-	-			-	500.00

EUT emissions observed throughout the given frequency spectrum were recorded and evaluated. Emission levels closest to the limit are listed on this data sheet. * This emission is not from the EUT. It is a measurement of minimum measurement system sensitivity (Noise Floor).

Data Sheet 6 of 7

RETLIF TESTING LABORATORIES

EMISSIONS TEST DATA SHEET

Test Method	Unwanted Emissions into Restricted Frequency Bands	
Customer	Lord Corporation	
Job Number	R-6339N-1	
Test Sample	Wireless Analog Input Node with ANT-2.4-CW-RH-RPS-ND antenna	
Model Number	SG-Link-200-OEM	
Serial Number	6308-4201-00002	
Test Specification	FCC Part 15 Subpart C	Paragraph: 15.247(d)
Operating Mode	Transmitting modulated (LXRS, LXRS+) signal at 2.405 GHz, 2.440 GHz, 2.480 GHz	
Technician	M. Hippert	
Date	July 18 & 20, 2018	

Notes: Antenna Test Distance: 3 meters Detector: Quasi-Peak <1GHz, Average >1GHz

TEST PARAMETERS

Restricted Band	Measured Frequency	Meter Reading	Correction Factor	Corrected Reading			Converted Reading	Limit at 3M
MHz	MHz	dBuV	dB	dBuV/m			uV/m	uV/m
9300.00	-	-	-	-			-	500.00
|	9400.00	31.63	5.58	37.21	*		72.53	|
9500.00	-	-	-	-			-	500.00
10600.00	-	-	-	-			-	500.00
|	12200.00	31.24	9.32	40.56	*		106.66	|
12700.00	-	-	-	-			-	500.00
13250.00	-	-	-	-			-	500.00
|	15800.00	32.48	6.51	38.99	*		89.02	|
16200.00	-	-	-	-			-	500.00
17700.00	-	-	-	-			-	500.00
|	19240.00	31.73	-4.11	27.62	*		24.04	|
21400.00	-		-	-			-	500.00
22010.00	-	-	-	-			-	500.00
|	22320.00	33.64	-4.3	29.34	*		29.31	|
23120.00	-	-	-	-			-	500.00
23600.00	-	-	-	-			-	500.00
|	23800.00	34.36	-3.35	31.01	*		35.52	|
24000.00	-	-	-	-			-	500.00

EUT emissions observed throughout the given frequency spectrum were recorded and evaluated. Emission levels closest to the limit are listed on this data sheet. * This emission is not from the EUT. It is a measurement of minimum measurement system sensitivity (Noise Floor).

Data Sheet 7 of 7

Unwanted Emissions into Restricted Frequency Bands,
External Antenna, Part Number: 001-0024
25 MHz to 25 GHz
Test Data

Retlif Testing Laboratories

Report No. R-6339N-1

RETLIF TESTING LABORATORIES

EMISSIONS TEST DATA SHEET

Test Method	Unwanted Emissions into Restricted Frequency Bands	
Customer	Lord Corporation	
Job Number	R-6339N-1	
Test Sample	Wireless Analog Input Node with 001-0024 antenna	
Model Number	SG-Link-200-OEM	
Serial Number	6308-4201-00002	
Test Specification	FCC Part 15 Subpart C	Paragraph: 15.247(d)
Operating Mode	Transmitting modulated (LXRS, LXRS+) signal at 2.405 GHz, 2.440 GHz, 2.480 GHz	
Technician	M. Hippert	
Date	July 18 & 20, 2018	

Notes: Antenna Test Distance: 3 meters Detector: Quasi-Peak <1GHz, Average >1GHz

TEST PARAMETERS

Restricted Band	Measured Frequency	Meter Reading	Correction Factor	Corrected Reading			Converted Reading	Limit at 3M
MHz	MHz	dBuV	dB	dBuV/m			uV/m	uV/m
37.50	-	-	-	-			-	100.00
|	38.00	0.3	12.61	12.91	*		4.42	I
38.25	-	-	-	-			-	100.00
73.00	-	-	-	-			-	100.00
|	74.00	9.09	8.94	18.03	*		7.97	I
74.60	-	-	-	-			-	100.00
74.80	-	-	-	-			-	100.00
|	75.00	4.04	8.94	12.98	*		4.46	|
75.20	-	-	-	-			-	100.00
108.00	-	-	-	-			-	150.00
|	115.00	0.31	15.11	15.42	*		5.90	|
|	-	-	-	-			-	|
121.94	-	-	-	-			-	150.00
123.00	-	-	-	-			-	150.00
|	130.00	0.46	14.57	15.03	*		5.64	|
|	-	-	-	-			-	|
138.00	-	-	-	-			-	150.00

No EUT emissions within 10 dB of the specified test limit were observed at the specified test distance throughout the given frequency spectrum. * This emission is not from the EUT. It is a measurement of minimum measurement system sensitivity (Noise Floor).

Data Sheet 1 of 7

RETLIF TESTING LABORATORIES

EMISSIONS TEST DATA SHEET

Test Method	Unwanted Emissions into Restricted Frequency Bands	
Customer	Lord Corporation	
Job Number	R-6339N-1	
Test Sample	Wireless Analog Input Node with 001-0024 antenna	
Model Number	SG-Link-200-OEM	
Serial Number	6308-4201-00002	
Test Specification	FCC Part 15 Subpart C	Paragraph: 15.247(d)
Operating Mode	Transmitting modulated (LXRS, LXRS+) signal at 2.405 GHz, 2.440 GHz, 2.480 GHz	
Technician	M. Hippert	
Date	July 18 & 20, 2018	

Notes: Antenna Test Distance: 3 meters Detector: Quasi-Peak <1GHz, Average >1GHz

TEST PARAMETERS

Restricted Band	Measured Frequency	Meter Reading	Correction Factor	Corrected Reading			Converted Reading	Limit at 3M
MHz	MHz	dBuV	dB	dBuV/m			uV/m	uV/m
149.90	-	-	-	-			-	150.00
|	150.00	-1.17	17.65	16.48	*		6.67	|
150.05	-	-	-	-			-	150.00
156.52	-	-	-	-			-	150.00
|	156.52	0.39	17.65	18.04	*		7.98	|
156.52	-	-	-	-			-	150.00
156.70	-	-	-	-			-	150.00
|	156.80	0.45	17.65	18.10	*		8.04	|
156.90	-	-	-	-			-	150.00
162.01	-	-	-	-			-	150.00
|	165.00	-0.55	19.66	19.11	*		9.03	|
167.17	-	-	-	-			-	150.00
		-						
167.72	-		-	-			-	150.00
|	170.00	-0.92	20.12	19.2	*		9.12	|
173.20	-	-	-	-			-	150.00

No EUT emissions within 10 dB of the specified test limit were observed at the specified test distance throughout the given frequency spectrum. * This emission is not from the EUT. It is a measurement of minimum measurement system sensitivity (Noise Floor).

Data Sheet 2 of 7

RETLIF TESTING LABORATORIES

EMISSIONS TEST DATA SHEET

Test Method	Unwanted Emissions into Restricted Frequency Bands	
Customer	Lord Corporation	
Job Number	R-6339N-1	
Test Sample	Wireless Analog Input Node with 001-0024 antenna	
Model Number	SG-Link-200-OEM	
Serial Number	6308-4201-00002	
Test Specification	FCC Part 15 Subpart C	Paragraph: 15.247(d)
Operating Mode	Transmitting modulated (LXRS, LXRS+) signal at 2.405 GHz, 2.440 GHz, 2.480 GHz	
Technician	M. Hippert	
Date	July 18 & 20, 2018	

Notes: Antenna Test Distance: 3 meters Detector: Quasi-Peak <1GHz, Average >1GHz

TEST PARAMETERS

Restricted Band	Measured Frequency	Meter Reading	Correction Factor	Corrected Reading			Converted Reading	Limit at 3M
MHz	MHz	dBuV	dB	dBuV/m			uV/m	uV/m
240.00	-	-	-	-			-	200.00
|	262.50	1.85	15.92	17.77	*		7.74	|
285.00	-	-	-					200.00
322.80	-	-	-					200.00
|	330.00	1.78	18.72	20.5	*		10.59	|
335.40	-	-	-					200.00
399.90	-	-	-					200.00
|	405.00	0.13	20.86	20.99	*		11.21	|
410.00	-	-	-					200.00
608.00	-	-	-					200.00
|	611.00	-0.07	25.89	25.82	*		19.54	|
614.00	-	-	-					200.00
		-						
960.00	-		-					500.00
|	975.00	0.78	32.84	33.62	*		47.97	|
1240.00	-	-	-				-	500.00
1300.00	-	-	-	-			-	500.00
|	1350.00	32.64	-9.32	23.29	*		15.70	|
1427.00	-	-	-	-			-	500.00

EUT emissions observed throughout the given frequency spectrum were recorded and evaluated. Emission levels closest to the limit are listed on this data sheet. * This emission is not from the EUT. It is a measurement of minimum measurement system sensitivity (Noise Floor).

Data Sheet 3 of 7

RETLIF TESTING LABORATORIES

EMISSIONS TEST DATA SHEET

Test Method	Unwanted Emissions into Restricted Frequency Bands	
Customer	Lord Corporation	
Job Number	R-6339N-1	
Test Sample	Wireless Analog Input Node with 001-0024 antenna	
Model Number	SG-Link-200-OEM	
Serial Number	6308-4201-00002	
Test Specification	FCC Part 15 Subpart C	Paragraph: 15.247(d)
Operating Mode	Transmitting modulated (LXRS, LXRS+) signal at 2.405 GHz, 2.440 GHz, 2.480 GHz	
Technician	M. Hippert	
Date	July 18 & 20, 2018	

Notes: Antenna Test Distance: 3 meters Detector: Quasi-Peak <1GHz, Average >1GHz

TEST PARAMETERS

Restricted Band	Measured Frequency	Meter Reading	Correction Factor	Corrected Reading			Converted Reading	Limit at 3M
MHz	MHz	dBuV	dB	dBuV/m			uV/m	uV/m
1435.00	-	-	-	-			-	500.00
|	1500.00	32.35	-9.49	22.86	*		13.90	|
1646.50	-	-	-	-			-	500.00
1660.00	-	-	-	-			-	500.00
|	1680.00	32.08	-8.60	23.48	*		14.93	|
1710.00	-	-	-	-			-	500.00
1718.80	-	-	-	-			-	500.00
|	1720.00	32.00	-8.60	23.4	*		14.79	|
1722.20	-	-	-	-			-	500.00
2200.00	-	-	-	-			-	500.00
|	2250.00	31.65	-6.40	25.25	*		18.30	|
2300.00	-	-	-	-			-	500.00
2310.00	-	-	-	-			-	500.00
|	2350.00	31.67	-5.63	26.04	*		20.04	|
2390.00	-	-	-	-			-	500.00
2483.50	-	-	-	-			-	500.00
|	2491.75	31.48	-5.48	26	*		19.95	|
2500.00	-	-	-	-			-	500.00

EUT emissions within 10 dB of the specified test limit were observed at the specified test distance throughout the given frequency spectrum.
* This emission is not from the EUT. It is a measurement of minimum measurement system sensitivity (Noise Floor).

Data Sheet 4 of 7

RETLIF TESTING LABORATORIES

EMISSIONS TEST DATA SHEET

Test Method	Unwanted Emissions into Restricted Frequency Bands	
Customer	Lord Corporation	
Job Number	R-6339N-1	
Test Sample	Wireless Analog Input Node with 001-0024 antenna	
Model Number	SG-Link-200-OEM	
Serial Number	6308-4201-00002	
Test Specification	FCC Part 15 Subpart C	Paragraph: 15.247(d)
Operating Mode	Transmitting modulated (LXRS, LXRS+) signal at 2.405 GHz, 2.440 GHz, 2.480 GHz	
Technician	M. Hippert	
Date	July 18 & 20, 2018	

Notes: Antenna Test Distance: 3 meters Detector: Quasi-Peak <1GHz, Average >1GHz

TEST PARAMETERS

Restricted Band	Measured Frequency	Meter Reading	Correction Factor	Corrected Reading			Converted Reading	Limit at 3M
MHz	MHz	dBuV	dB	dBuV/m			uV/m	uV/m
2690.00	-	-	-	-			-	500.00
|	-	-	-	-			-	|
|	2750.00	31.49	-5.01	26.48	*		21.09	|
|	-	-	-	-			-	|
2900.00	-	-	-	-			-	500.00
3260.00	-	-	-	-			-	500.00
|	3263.00	31.35	-2.85	28.5	*		26.61	|
3267.00	-	-	-	-			-	500.00
3332.00	-	-	-	-			-	500.00
|	3336.00	31.34	-2.85	28.49	*		26.58	|
3339.00	-	-	-	-			-	500.00
3345.00	-	-	-	-			-	500.00
|	3350.00	31.35	-2.53	28.82	*		27.61	|
3358.00	-	-	-	-			-	500.00
3600.00	-	-	-	-			-	500.00
|	-	-	-	-			-	|
|	3700.00	30.91	-1.6	29.31	*		29.21	|
|	-	-	-	-			-	|

EUT emissions observed throughout the given frequency spectrum were recorded and evaluated. Emission levels closest to the limit are listed on this data sheet. * This emission is not from the EUT. It is a measurement of minimum measurement system sensitivity (Noise Floor).

Data Sheet 5 of 7

RETLIF TESTING LABORATORIES

EMISSIONS TEST DATA SHEET

Test Method	Unwanted Emissions into Restricted Frequency Bands	
Customer	Lord Corporation	
Job Number	R-6339N-1	
Test Sample	Wireless Analog Input Node with 001-0024 antenna	
Model Number	SG-Link-200-OEM	
Serial Number	6308-4201-00002	
Test Specification	FCC Part 15 Subpart C	Paragraph: 15.247(d)
Operating Mode	Transmitting modulated (LXRS, LXRS+) signal at 2.405 GHz, 2.440 GHz, 2.480 GHz	
Technician	M. Hippert	
Date	July 18 & 20, 2018	

Notes: Antenna Test Distance: 3 meters Detector: Quasi-Peak <1GHz, Average >1GHz

TEST PARAMETERS

Restricted Band	Measured Frequency	Meter Reading	Correction Factor	Corrected Reading			Converted Reading	Limit at 3M
MHz	MHz	dBuV	dB	dBuV/m			uV/m	uV/m
|	-	-	-	-			-	|
4400.00	-	-	-	-			-	500.00
4500.00	-	-	-	-			-	500.00
|	4825.00	30.54	-0.05	30.49	*		33.46	|
|	-	-	-	-			-	|
5150.00	-	-	-	-			-	500.00
5350.00	-	-	-	-			-	500.00
|	5400.00	30.36	1.78	32.14	*		40.46	|
5460.00	-	-	-	-			-	500.00
7250.00	-	-	-	-			-	500.00
|	7440.00	30.85	4.18	35.03	*		56.43	|
7750.00	-	-	-	-			-	500.00
8025.00	-	-	-	-			-	500.00
|	8300.00	31.57	4.84	36.41	*		66.15	|
8500.00	-	-	-	-			-	500.00
9000.00	-	-	-	-			-	500.00
|	9100.00	31.62	5.34	36.96	*		70.47	|
9200.00	-	-	-	-			-	500.00

EUT emissions observed throughout the given frequency spectrum were recorded and evaluated. Emission levels closest to the limit are listed on this data sheet. * This emission is not from the EUT. It is a measurement of minimum measurement system sensitivity (Noise Floor).

Data Sheet 6 of 7

RETLIF TESTING LABORATORIES

EMISSIONS TEST DATA SHEET

Test Method	Unwanted Emissions into Restricted Frequency Bands	
Customer	Lord Corporation	
Job Number	R-6339N-1	
Test Sample	Wireless Analog Input Node with 001-0024 antenna	
Model Number	SG-Link-200-OEM	
Serial Number	6308-4201-00002	
Test Specification	FCC Part 15 Subpart C	Paragraph: 15.247(d)
Operating Mode	Transmitting modulated (LXRS, LXRS+) signal at 2.405 GHz, 2.440 GHz, 2.480 GHz	
Technician	M. Hippert	
Date	July 18 & 20, 2018	

Notes: Antenna Test Distance: 3 meters Detector: Quasi-Peak <1GHz, Average >1GHz

TEST PARAMETERS

Restricted Band	Measured Frequency	Meter Reading	Correction Factor	Corrected Reading			Converted Reading	Limit at 3M
MHz	MHz	dBuV	dB	dBuV/m			uV/m	uV/m
9300.00	-	-	-	-			-	500.00
|	9400.00	31.63	5.58	37.21	*		72.53	|
9500.00	-	-	-	-			-	500.00
10600.00	-	-	-	-			-	500.00
|	12200.00	31.24	9.32	40.56	*		106.66	|
12700.00	-	-	-	-			-	500.00
13250.00	-	-	-	-			-	500.00
|	15800.00	32.48	6.51	38.99	*		89.02	|
16200.00	-	-	-	-			-	500.00
17700.00	-	-	-	-			-	500.00
|	19240.00	31.73	-4.11	27.62	*		24.04	|
21400.00	-		-	-			-	500.00
22010.00	-	-	-	-			-	500.00
|	22320.00	33.64	-4.3	29.34	*		29.31	|
23120.00	-	-	-	-			-	500.00
23600.00	-	-	-	-			-	500.00
|	23800.00	34.36	-3.35	31.01	*		35.52	|
24000.00	-	-	-	-			-	500.00

EUT emissions observed throughout the given frequency spectrum were recorded and evaluated. Emission levels closest to the limit are listed on this data sheet. * This emission is not from the EUT. It is a measurement of minimum measurement system sensitivity (Noise Floor).

Data Sheet 7 of 7

Unwanted Emissions into Restricted Frequency Bands,
External Antenna, Part Number: SWLP.2450.12.4.B.02
25 MHz to 25 GHz
Test Data

Retlif Testing Laboratories

Report No. R-6339N-1

RETLIF TESTING LABORATORIES

EMISSIONS TEST DATA SHEET

Test Method	Unwanted Emissions into Restricted Frequency Bands	
Customer	Lord Corporation	
Job Number	R-6339N-1	
Test Sample	Wireless Analog Input Node with SWLP.2450.12.4.B.02 antenna	
Model Number	SG-Link-200-OEM	
Serial Number	6308-4201-00002	
Test Specification	FCC Part 15 Subpart C	Paragraph: 15.247(d)
Operating Mode	Transmitting modulated (LXRS, LXRS+) signal at 2.405 GHz, 2.440 GHz, 2.480 GHz	
Technician	M. Hippert	
Date	July 18 & 20, 2018	

Notes: Antenna Test Distance: 3 meters Detector: Quasi-Peak <1GHz, Average >1GHz

TEST PARAMETERS

Restricted Band	Measured Frequency	Meter Reading	Correction Factor	Corrected Reading			Converted Reading	Limit at 3M
MHz	MHz	dBuV	dB	dBuV/m			uV/m	uV/m
37.50	-	-	-	-			-	100.00
|	38.00	0.3	12.61	12.91	*		4.42	I
38.25	-	-	-	-			-	100.00
73.00	-	-	-	-			-	100.00
|	74.00	9.09	8.94	18.03	*		7.97	I
74.60	-	-	-	-			-	100.00
74.80	-	-	-	-			-	100.00
|	75.00	4.04	8.94	12.98	*		4.46	|
75.20	-	-	-	-			-	100.00
108.00	-	-	-	-			-	150.00
|	115.00	0.31	15.11	15.42	*		5.90	|
|	-	-	-	-			-	|
121.94	-	-	-	-			-	150.00
123.00	-	-	-	-			-	150.00
|	130.00	0.46	14.57	15.03	*		5.64	|
|	-	-	-	-			-	|
138.00	-	-	-	-			-	150.00

No EUT emissions within 10 dB of the specified test limit were observed at the specified test distance throughout the given frequency spectrum. * This emission is not from the EUT. It is a measurement of minimum measurement system sensitivity (Noise Floor).

Data Sheet 1 of 7

RETLIF TESTING LABORATORIES

EMISSIONS TEST DATA SHEET

Test Method	Unwanted Emissions into Restricted Frequency Bands	
Customer	Lord Corporation	
Job Number	R-6339N-1	
Test Sample	Wireless Analog Input Node with SWLP.2450.12.4.B.02 antenna	
Model Number	SG-Link-200-OEM	
Serial Number	6308-4201-00002	
Test Specification	FCC Part 15 Subpart C	Paragraph: 15.247(d)
Operating Mode	Transmitting modulated (LXRS, LXRS+) signal at 2.405 GHz, 2.440 GHz, 2.480 GHz	
Technician	M. Hippert	
Date	July 18 & 20, 2018	

Notes: Antenna Test Distance: 3 meters Detector: Quasi-Peak <1GHz, Average >1GHz

TEST PARAMETERS

Restricted Band	Measured Frequency	Meter Reading	Correction Factor	Corrected Reading			Converted Reading	Limit at 3M
MHz	MHz	dBuV	dB	dBuV/m			uV/m	uV/m
149.90	-	-	-	-			-	150.00
|	150.00	-1.17	17.65	16.48	*		6.67	|
150.05	-	-	-	-			-	150.00
156.52	-	-	-	-			-	150.00
|	156.52	0.39	17.65	18.04	*		7.98	|
156.52	-	-	-	-			-	150.00
156.70	-	-	-	-			-	150.00
|	156.80	0.45	17.65	18.10	*		8.04	|
156.90	-	-	-	-			-	150.00
162.01	-	-	-	-			-	150.00
|	165.00	-0.55	19.66	19.11	*		9.03	|
167.17	-	-	-	-			-	150.00
		-						
167.72	-		-	-			-	150.00
|	170.00	-0.92	20.12	19.2	*		9.12	|
173.20	-	-	-	-			-	150.00

No EUT emissions within 10 dB of the specified test limit were observed at the specified test distance throughout the given frequency spectrum. * This emission is not from the EUT. It is a measurement of minimum measurement system sensitivity (Noise Floor).

Data Sheet 2 of 7

RETLIF TESTING LABORATORIES

EMISSIONS TEST DATA SHEET

Test Method	Unwanted Emissions into Restricted Frequency Bands	
Customer	Lord Corporation	
Job Number	R-6339N-1	
Test Sample	Wireless Analog Input Node with SWLP.2450.12.4.B.02 antenna	
Model Number	SG-Link-200-OEM	
Serial Number	6308-4201-00002	
Test Specification	FCC Part 15 Subpart C	Paragraph: 15.247(d)
Operating Mode	Transmitting modulated (LXRS, LXRS+) signal at 2.405 GHz, 2.440 GHz, 2.480 GHz	
Technician	M. Hippert	
Date	July 18 & 20, 2018	

Notes: Antenna Test Distance: 3 meters Detector: Quasi-Peak <1GHz, Average >1GHz

TEST PARAMETERS

Restricted Band	Measured Frequency	Meter Reading	Correction Factor	Corrected Reading			Converted Reading	Limit at 3M
MHz	MHz	dBuV	dB	dBuV/m			uV/m	uV/m
240.00	-	-	-	-			-	200.00
|	262.50	1.85	15.92	17.77	*		7.74	|
285.00	-	-	-					200.00
322.80	-	-	-					200.00
|	330.00	1.78	18.72	20.5	*		10.59	|
335.40	-	-	-					200.00
399.90	-	-	-					200.00
|	405.00	0.13	20.86	20.99	*		11.21	|
410.00	-	-	-					200.00
608.00	-	-	-					200.00
|	611.00	-0.07	25.89	25.82	*		19.54	|
614.00	-	-	-					200.00
		-						
960.00	-		-					500.00
|	975.00	0.78	32.84	33.62	*		47.97	|
1240.00	-	-	-				-	500.00
1300.00	-	-	-	-			-	500.00
|	1350.00	32.64	-9.32	23.29	*		15.70	|
1427.00	-	-	-	-			-	500.00

EUT emissions observed throughout the given frequency spectrum were recorded and evaluated. Emission levels closest to the limit are listed on this data sheet. * This emission is not from the EUT. It is a measurement of minimum measurement system sensitivity (Noise Floor).

Data Sheet 3 of 7

RETLIF TESTING LABORATORIES

EMISSIONS TEST DATA SHEET

Test Method	Unwanted Emissions into Restricted Frequency Bands	
Customer	Lord Corporation	
Job Number	R-6339N-1	
Test Sample	Wireless Analog Input Node with SWLP.2450.12.4.B.02 antenna	
Model Number	SG-Link-200-OEM	
Serial Number	6308-4201-00002	
Test Specification	FCC Part 15 Subpart C	Paragraph: 15.247(d)
Operating Mode	Transmitting modulated (LXRS, LXRS+) signal at 2.405 GHz, 2.440 GHz, 2.480 GHz	
Technician	M. Hippert	
Date	July 18 & 20, 2018	

Notes: Antenna Test Distance: 3 meters Detector: Quasi-Peak <1GHz, Average >1GHz

TEST PARAMETERS

Restricted Band	Measured Frequency	Meter Reading	Correction Factor	Corrected Reading			Converted Reading	Limit at 3M
MHz	MHz	dBuV	dB	dBuV/m			uV/m	uV/m
1435.00	-	-	-	-			-	500.00
|	1500.00	32.35	-9.49	22.86	*		13.90	|
1646.50	-	-	-	-			-	500.00
1660.00	-	-	-	-			-	500.00
|	1680.00	32.08	-8.60	23.48	*		14.93	|
1710.00	-	-	-	-			-	500.00
1718.80	-	-	-	-			-	500.00
|	1720.00	32.00	-8.60	23.4	*		14.79	|
1722.20	-	-	-	-			-	500.00
2200.00	-	-	-	-			-	500.00
|	2250.00	31.65	-6.40	25.25	*		18.30	|
2300.00	-	-	-	-			-	500.00
2310.00	-	-	-	-			-	500.00
|	2350.00	31.67	-5.63	26.04	*		20.04	|
2390.00	-	-	-	-			-	500.00
2483.50	-	-	-	-			-	500.00
|	2491.75	31.48	-5.48	26	*		19.95	|
2500.00	-	-	-	-			-	500.00

EUT emissions within 10 dB of the specified test limit were observed at the specified test distance throughout the given frequency spectrum.
* This emission is not from the EUT. It is a measurement of minimum measurement system sensitivity (Noise Floor).

Data Sheet 4 of 7

RETLIF TESTING LABORATORIES

EMISSIONS TEST DATA SHEET

Test Method	Unwanted Emissions into Restricted Frequency Bands	
Customer	Lord Corporation	
Job Number	R-6339N-1	
Test Sample	Wireless Analog Input Node with SWLP.2450.12.4.B.02 antenna	
Model Number	SG-Link-200-OEM	
Serial Number	6308-4201-00002	
Test Specification	FCC Part 15 Subpart C	Paragraph: 15.247(d)
Operating Mode	Transmitting modulated (LXRS, LXRS+) signal at 2.405 GHz, 2.440 GHz, 2.480 GHz	
Technician	M. Hippert	
Date	July 18 & 20, 2018	

Notes: Antenna Test Distance: 3 meters Detector: Quasi-Peak <1GHz, Average >1GHz

TEST PARAMETERS

Restricted Band	Measured Frequency	Meter Reading	Correction Factor	Corrected Reading			Converted Reading	Limit at 3M
MHz	MHz	dBuV	dB	dBuV/m			uV/m	uV/m
2690.00	-	-	-	-			-	500.00
|	-	-	-	-			-	|
|	2750.00	31.49	-5.01	26.48	*		21.09	|
|	-	-	-	-			-	|
2900.00	-	-	-	-			-	500.00
3260.00	-	-	-	-			-	500.00
|	3263.00	31.35	-2.85	28.5	*		26.61	|
3267.00	-	-	-	-			-	500.00
3332.00	-	-	-	-			-	500.00
|	3336.00	31.34	-2.85	28.49	*		26.58	|
3339.00	-	-	-	-			-	500.00
3345.00	-	-	-	-			-	500.00
|	3350.00	31.35	-2.53	28.82	*		27.61	|
3358.00	-	-	-	-			-	500.00
3600.00	-	-	-	-			-	500.00
|	-	-	-	-			-	|
|	3700.00	30.91	-1.6	29.31	*		29.21	|
|	-	-	-	-			-	|

EUT emissions observed throughout the given frequency spectrum were recorded and evaluated. Emission levels closest to the limit are listed on this data sheet. * This emission is not from the EUT. It is a measurement of minimum measurement system sensitivity (Noise Floor).

Data Sheet 5 of 7

RETLIF TESTING LABORATORIES

EMISSIONS TEST DATA SHEET

Test Method	Unwanted Emissions into Restricted Frequency Bands	
Customer	Lord Corporation	
Job Number	R-6339N-1	
Test Sample	Wireless Analog Input Node with SWLP.2450.12.4.B.02 antenna	
Model Number	SG-Link-200-OEM	
Serial Number	6308-4201-00002	
Test Specification	FCC Part 15 Subpart C	Paragraph: 15.247(d)
Operating Mode	Transmitting modulated (LXRS, LXRS+) signal at 2.405 GHz, 2.440 GHz, 2.480 GHz	
Technician	M. Hippert	
Date	July 18 & 20, 2018	

Notes: Antenna Test Distance: 3 meters Detector: Quasi-Peak <1GHz, Average >1GHz

TEST PARAMETERS

Restricted Band	Measured Frequency	Meter Reading	Correction Factor	Corrected Reading			Converted Reading	Limit at 3M
MHz	MHz	dBuV	dB	dBuV/m			uV/m	uV/m
|	-	-	-	-			-	|
4400.00	-	-	-	-			-	500.00
4500.00	-	-	-	-			-	500.00
|	4825.00	30.54	-0.05	30.49	*		33.46	|
|	-	-	-	-			-	|
5150.00	-	-	-	-			-	500.00
5350.00	-	-	-	-			-	500.00
|	5400.00	30.36	1.78	32.14	*		40.46	|
5460.00	-	-	-	-			-	500.00
7250.00	-	-	-	-			-	500.00
|	7440.00	30.85	4.18	35.03	*		56.43	|
7750.00	-	-	-	-			-	500.00
8025.00	-	-	-	-			-	500.00
|	8300.00	31.57	4.84	36.41	*		66.15	|
8500.00	-	-	-	-			-	500.00
9000.00	-	-	-	-			-	500.00
|	9100.00	31.62	5.34	36.96	*		70.47	|
9200.00	-	-	-	-			-	500.00

EUT emissions observed throughout the given frequency spectrum were recorded and evaluated. Emission levels closest to the limit are listed on this data sheet. * This emission is not from the EUT. It is a measurement of minimum measurement system sensitivity (Noise Floor).

Data Sheet 6 of 7

RETLIF TESTING LABORATORIES

EMISSIONS TEST DATA SHEET

Test Method	Unwanted Emissions into Restricted Frequency Bands	
Customer	Lord Corporation	
Job Number	R-6339N-1	
Test Sample	Wireless Analog Input Node with SWLP.2450.12.4.B.02 antenna	
Model Number	SG-Link-200-OEM	
Serial Number	6308-4201-00002	
Test Specification	FCC Part 15 Subpart C	Paragraph: 15.247(d)
Operating Mode	Transmitting modulated (LXRS, LXRS+) signal at 2.405 GHz, 2.440 GHz, 2.480 GHz	
Technician	M. Hippert	
Date	July 18 & 20, 2018	

Notes: Antenna Test Distance: 3 meters Detector: Quasi-Peak <1GHz, Average >1GHz

TEST PARAMETERS

Restricted Band	Measured Frequency	Meter Reading	Correction Factor	Corrected Reading			Converted Reading	Limit at 3M
MHz	MHz	dBuV	dB	dBuV/m			uV/m	uV/m
9300.00	-	-	-	-			-	500.00
|	9400.00	31.63	5.58	37.21	*		72.53	|
9500.00	-	-	-	-			-	500.00
10600.00	-	-	-	-			-	500.00
|	12200.00	31.24	9.32	40.56	*		106.66	|
12700.00	-	-	-	-			-	500.00
13250.00	-	-	-	-			-	500.00
|	15800.00	32.48	6.51	38.99	*		89.02	|
16200.00	-	-	-	-			-	500.00
17700.00	-	-	-	-			-	500.00
|	19240.00	31.73	-4.11	27.62	*		24.04	|
21400.00	-		-	-			-	500.00
22010.00	-	-	-	-			-	500.00
|	22320.00	33.64	-4.3	29.34	*		29.31	|
23120.00	-	-	-	-			-	500.00
23600.00	-	-	-	-			-	500.00
|	23800.00	34.36	-3.35	31.01	*		35.52	|
24000.00	-	-	-	-			-	500.00

EUT emissions observed throughout the given frequency spectrum were recorded and evaluated. Emission levels closest to the limit are listed on this data sheet. * This emission is not from the EUT. It is a measurement of minimum measurement system sensitivity (Noise Floor).

Data Sheet 7 of 7

Test Photographs
Power Density



Test Configuration

FCC Section 15.247(e)
Power Density
Test Data

EMISSIONS TEST DATA SHEET	
Method:	**Power Spectral Density**
Test Specification:	FCC Part 15, Subpart C Paragraph: 15.247 (e)
Job Number:	R-6339N-1
Customer:	Lord Corporation
Test Sample:	Wireless Analog Input Node
Model Number:	SG-Link-200-OEM
Serial Number:	6308-4201-00002
Operating Mode:	Transmitting modulated (LXRS) signal at 2.405 GHz
Technician:	M.Seamans
Date(s):	June 19th, 2018
Temp/ Relative Humidity:	24.8 °C / 53.7 %
Notes:	KDB Method: 10.2 Power Spectral Density: 5.26 dBm

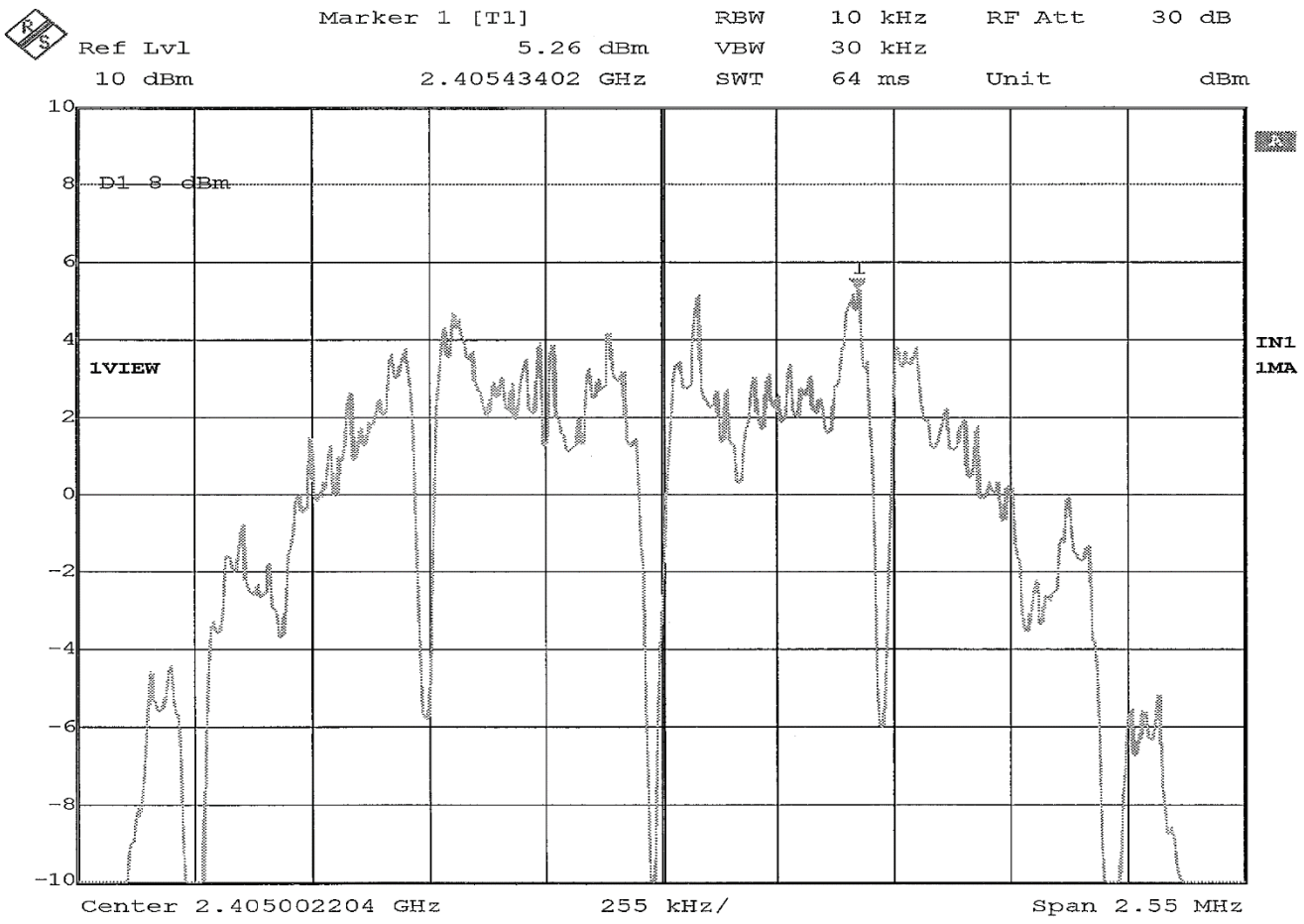

EMISSIONS TEST DATA SHEET	
Method:	**Power Spectral Density**
Test Specification:	FCC Part 15, Subpart C Paragraph: 15.247 (e)
Job Number:	R-6339N-1
Customer:	Lord Corporation
Test Sample:	Wireless Analog Input Node
Model Number:	SG-Link-200-OEM
Serial Number:	6308-4201-00002
Operating Mode:	Transmitting modulated (LXRS) signal at 2.440 GHz
Technician:	M.Seamans
Date(s):	June 19th, 2018
Temp/ Relative Humidity:	24.8 °C / 53.7 %
Notes:	KDB Method: 10.2 Power Spectral Density: 4.66 dBm

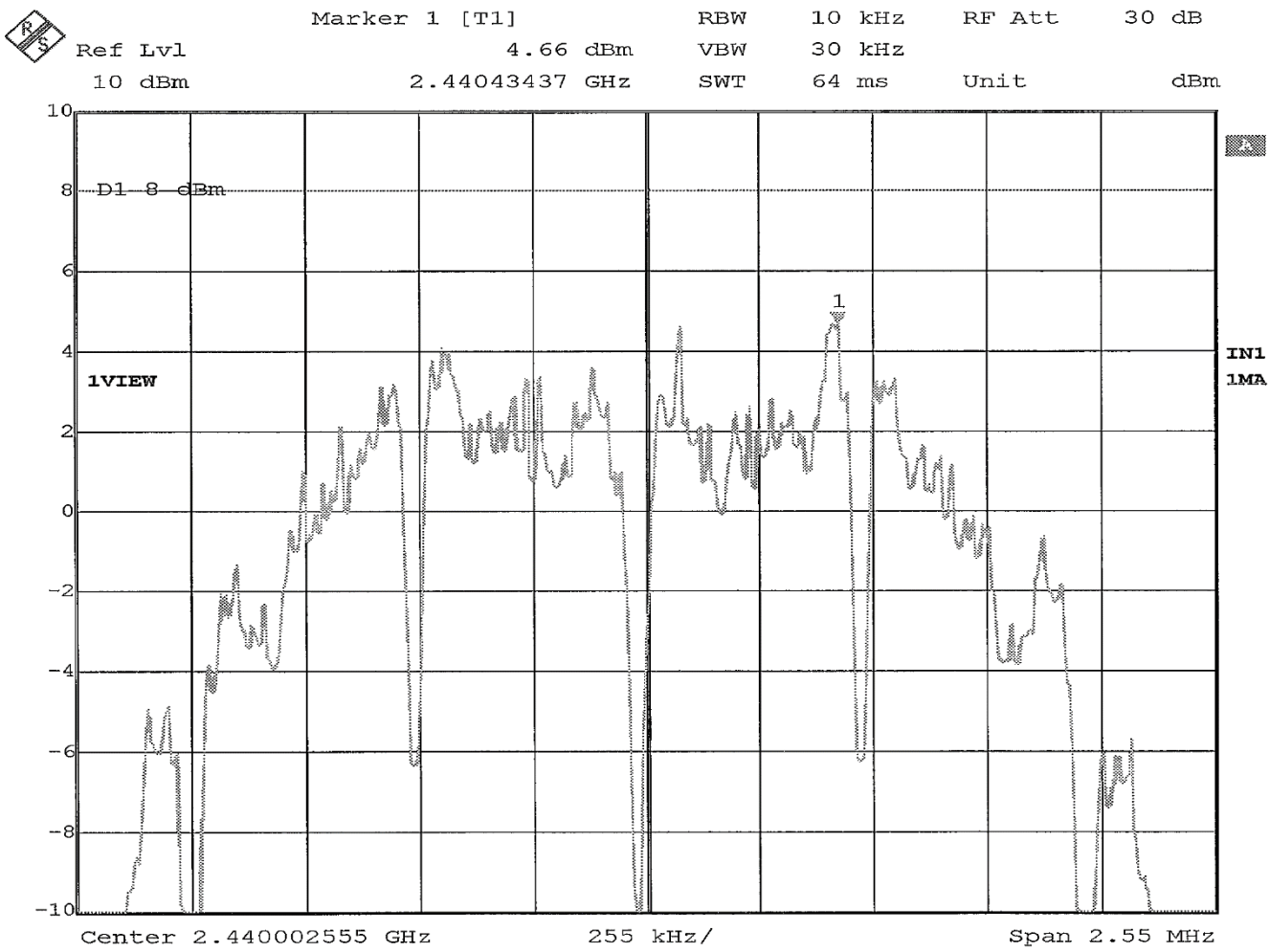

EMISSIONS TEST DATA SHEET	
Method:	**Power Spectral Density**
Test Specification:	FCC Part 15, Subpart C Paragraph: 15.247 (e)
Job Number:	R-6339N-1
Customer:	Lord Corporation
Test Sample:	Wireless Analog Input Node
Model Number:	SG-Link-200-OEM
Serial Number:	6308-4201-00002
Operating Mode:	Transmitting modulated (LXRS) signal at 2.480 GHz
Technician:	M.Seamans
Date(s):	June 19th, 2018
Temp/ Relative Humidity:	24.8 °C / 53.7 %
Notes:	KDB Method: 10.2 Power Spectral Density: 4.24 dBm

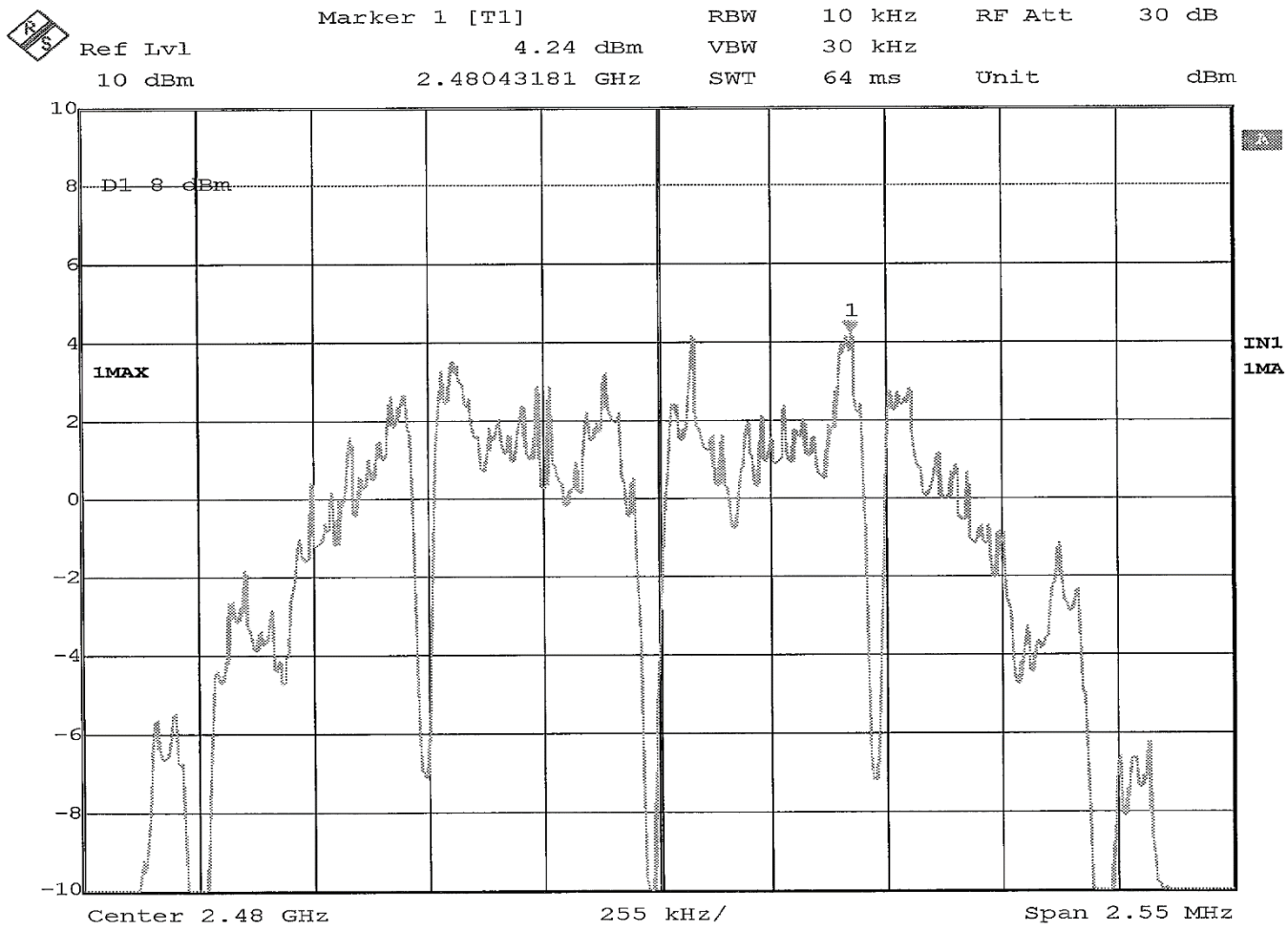

EMISSIONS TEST DATA SHEET	
Method:	**Power Spectral Density**
Test Specification:	FCC Part 15, Subpart C Paragraph: 15.247 (e)
Job Number:	R-6339N-1
Customer:	Lord Corporation
Test Sample:	Wireless Analog Input Node
Model Number:	SG-Link-200-OEM
Serial Number:	6308-4201-00002
Operating Mode:	Transmitting modulated (LXRS+) signal at 2.405 GHz
Technician:	M.Seamans
Date(s):	June 19th, 2018
Temp/ Relative Humidity:	24.8 °C / 53.7 %
Notes:	KDB Method: 10.3 Power Spectral Density: 6.15 dBm

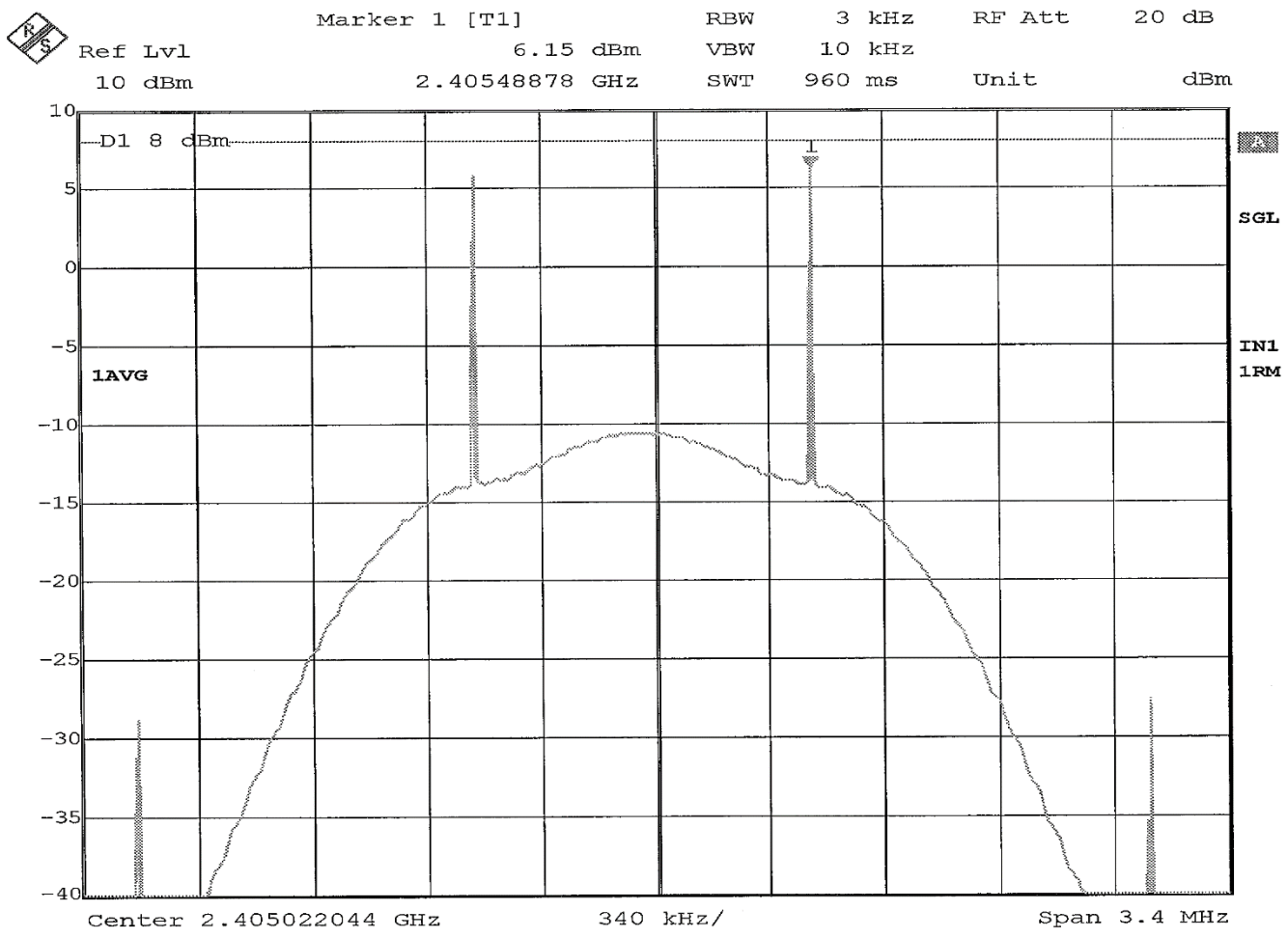

EMISSIONS TEST DATA SHEET	
Method:	**Power Spectral Density**
Test Specification:	FCC Part 15, Subpart C Paragraph: 15.247 (e)
Job Number:	R-6339N-1
Customer:	Lord Corporation
Test Sample:	Wireless Analog Input Node
Model Number:	SG-Link-200-OEM
Serial Number:	6308-4201-00002
Operating Mode:	Transmitting modulated (LXRS+) signal at 2.440 GHz
Technician:	M.Seamans
Date(s):	June 19th, 2018
Temp/ Relative Humidity:	24.8 °C / 53.7 %
Notes:	KDB Method: 10.3 Power Spectral Density: 4.87 dBm

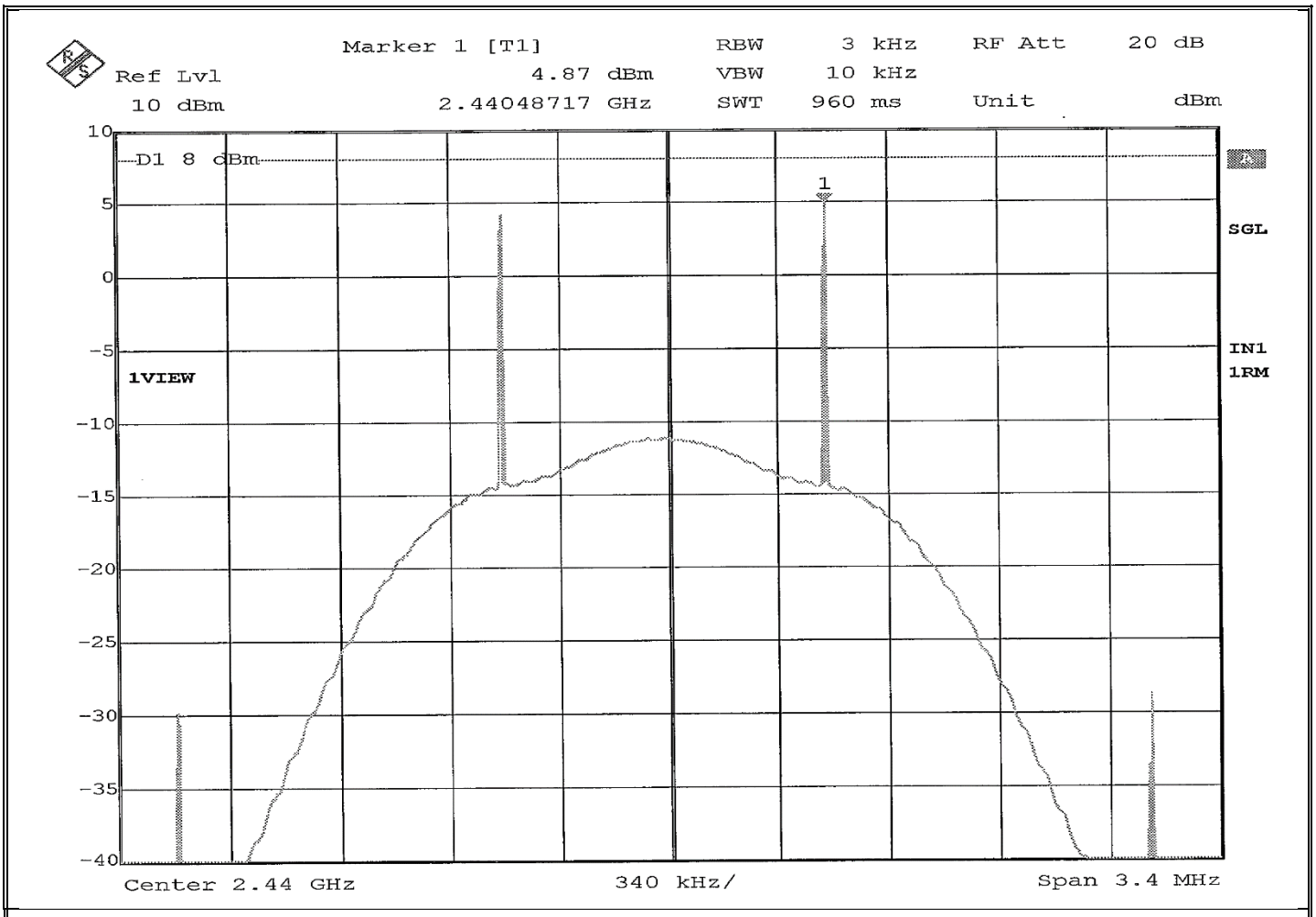

EMISSIONS TEST DATA SHEET	
Method:	**Power Spectral Density**
Test Specification:	FCC Part 15, Subpart C Paragraph: 15.247 (e)
Job Number:	R-6339N-1
Customer:	Lord Corporation
Test Sample:	Wireless Analog Input Node
Model Number:	SG-Link-200-OEM
Serial Number:	6308-4201-00002
Operating Mode:	Transmitting modulated (LXRS+) signal at 2.480 GHz
Technician:	M.Seamans
Date(s):	June 19th, 2018
Temp/ Relative Humidity:	24.8 °C / 53.7 %
Notes:	KDB Method: 10.3 Power Spectral Density: 3.67 dBm

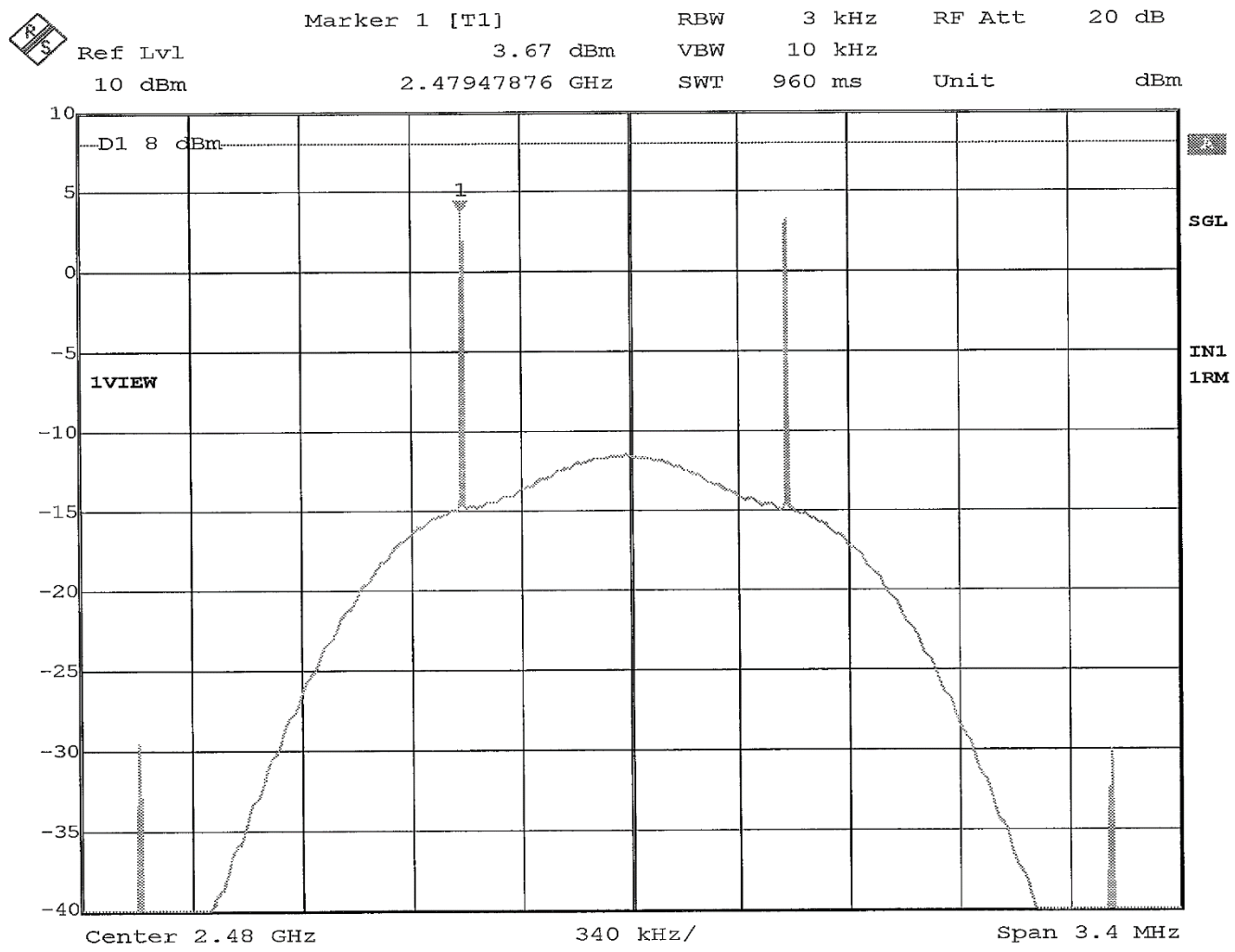

Test Photographs
AC Conducted Emissions

Test Setup

FCC Section 15.207(a)
AC Conducted Emissions
Test Data

EMISSIONS TEST DATA SHEET

Test Specification:	FCC Part 15, Subpart B, Section 15.207(a), Conducted Emissions
Method:	ANSI C63.4, Section 7., AC power-line conducted emission measurements
Job Number/Customer:	R-6339N-1
Test Sample:	Lord Corporation
Model Number:	Wireless Analog Input Node
Part Number:	SG-Link-200-OEM
Serial Number:	6308-4201-00002
Operating Mode:	Transmitting modulated (LXRS) signal at 2.405 GHz
Technician:	T. Hannemann
Date(s):	September 21, 2018
Temperature:	21.0 ºC
Relative Humidity:	34.9 %
Port Tested:	120 VAC 60 Hz of Representative AC-DC Adapter

Frequency	Lead Tested	Peak Meter Reading			Quasi-Peak Limit	Average Limit
MHz		dBuV			dBuV	dBuV
0.158	Hot	46.54			65.56	55.56
0.158	Neutral	45.70			65.56	55.56
0.437	Hot	37.33			57.10	47.10
0.437	Neutral	36.21			57.10	47.10
1.78	Hot	23.61			56	46
1.78	Neutral	24.61			56	46
5.0	Hot	17.81			56	46
5.0	Neutral	17.82			56	46
10.0	Hot	18.87			60	50
10.0	Neutral	18.87			60	50
30.0	Hot	17.86			60	50
30.0	Neutral	17.86			60	50

The frequency range was scanned from 0.15 MHz to 30 MHz.
The six highest emissions relative to the limit are presented.
The emissions observed from the EUT do not exceed the specified limits.