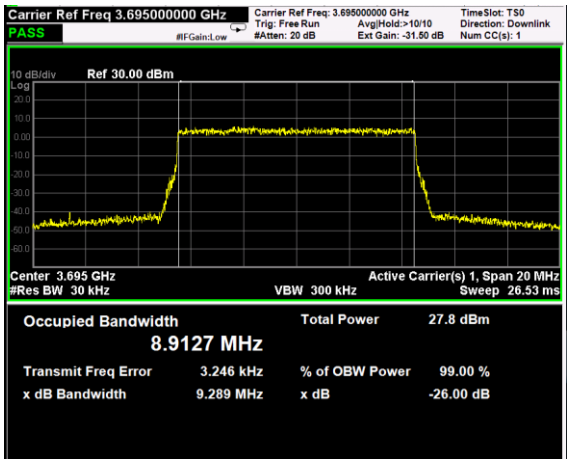

Channel: TOP, Modulation: QPSK, BW=10MHz

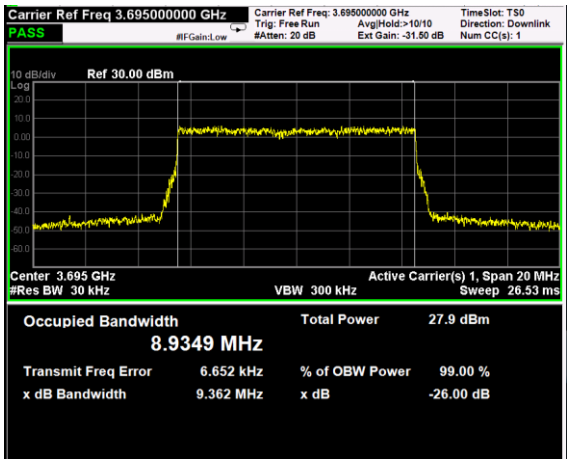

Channel: TOP, Modulation: 16QAM, BW=10MHz

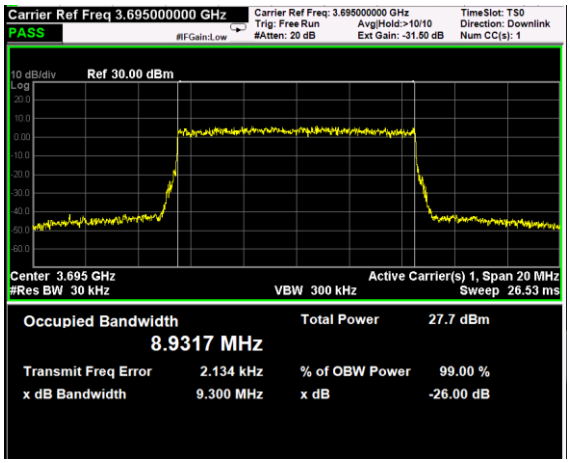

Channel: TOP, Modulation: 64QAM, BW=10MHz

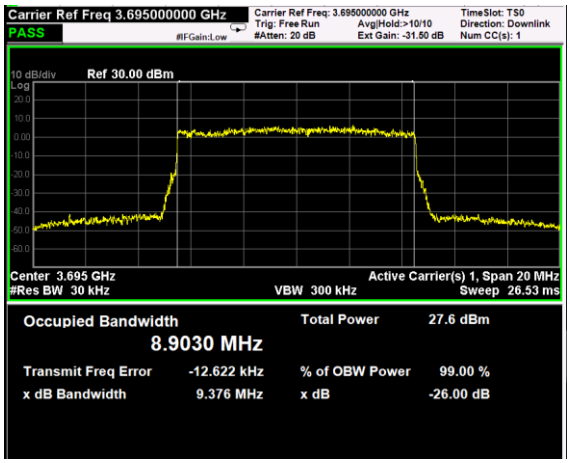

Channel: TOP, Modulation: 256QAM, BW=10MHz

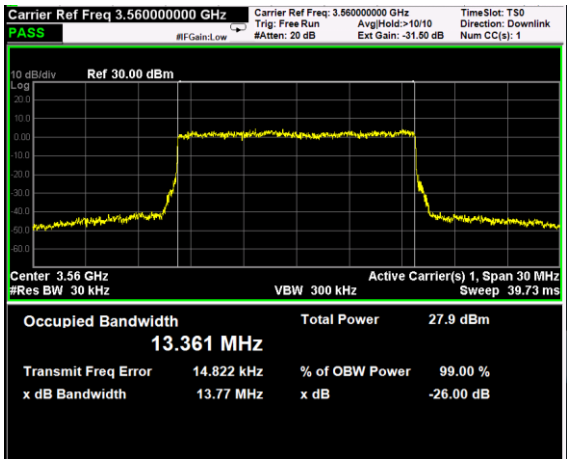

Channel: BOTTOM, Modulation: QPSK, BW=15MHz

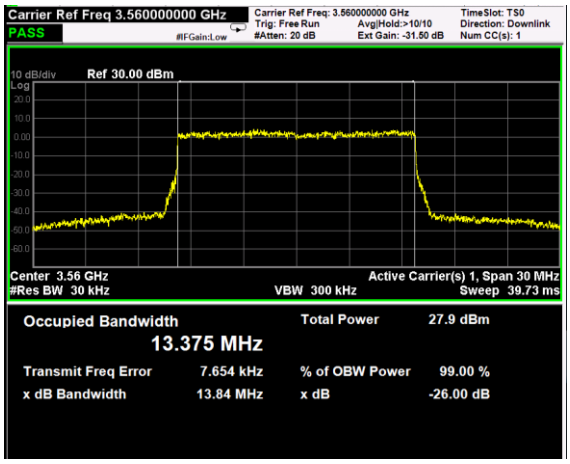

Channel: BOTTOM, Modulation: 16QAM, BW=15MHz

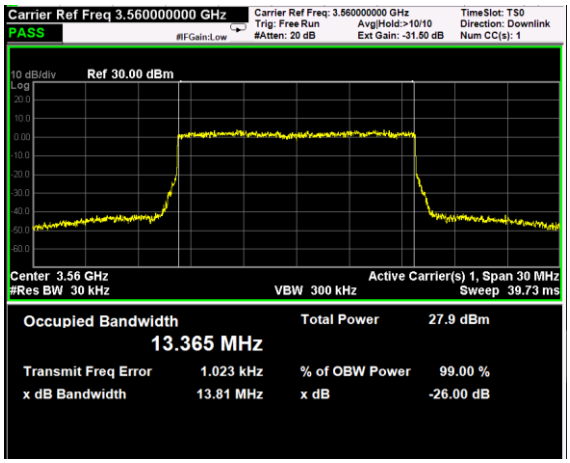

Channel: BOTTOM, Modulation: 64QAM, BW=15MHz

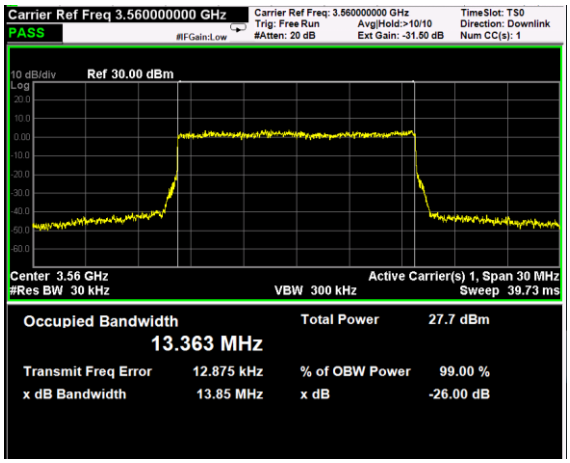

Channel: BOTTOM, Modulation: 256QAM, BW=15MHz

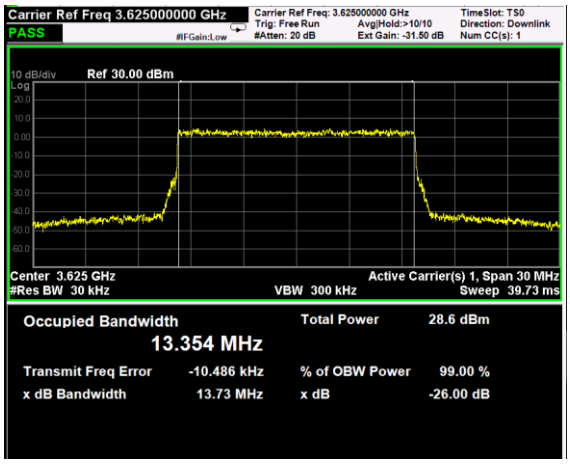

Channel: MIDDLE, Modulation: QPSK, BW=15MHz

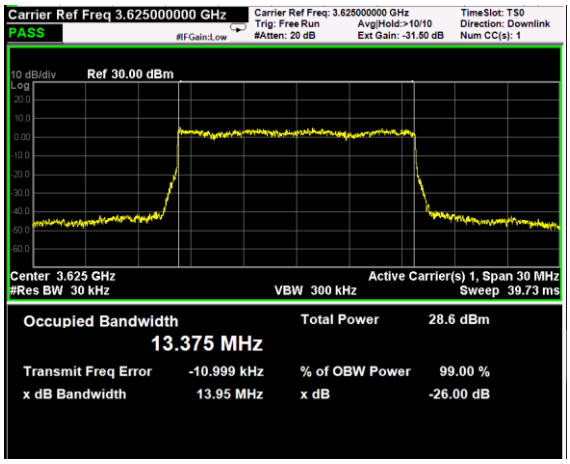

Channel: MIDDLE, Modulation: 16QAM, BW=15MHz

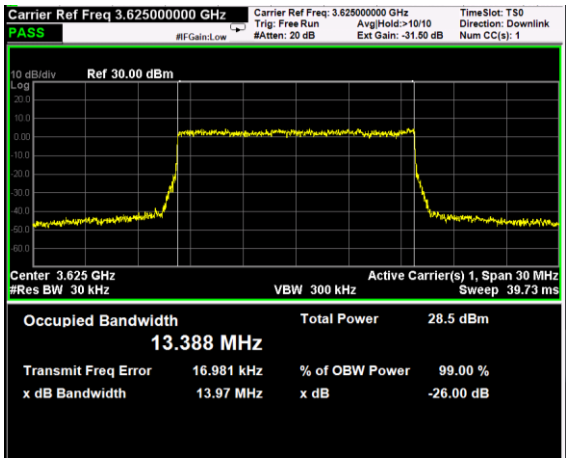

Channel: MIDDLE, Modulation: 64QAM, BW=15MHz

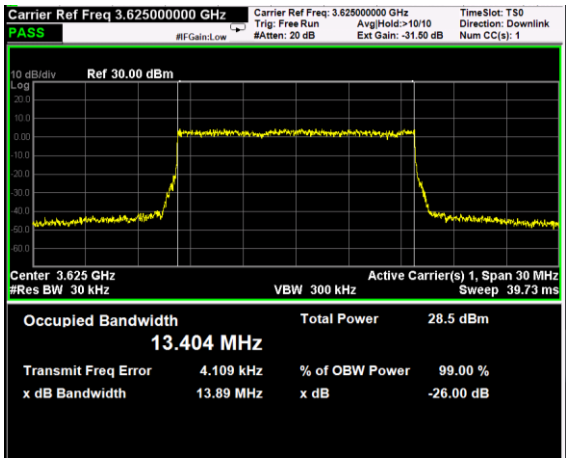

Channel: MIDDLE, Modulation: 256QAM, BW=15MHz

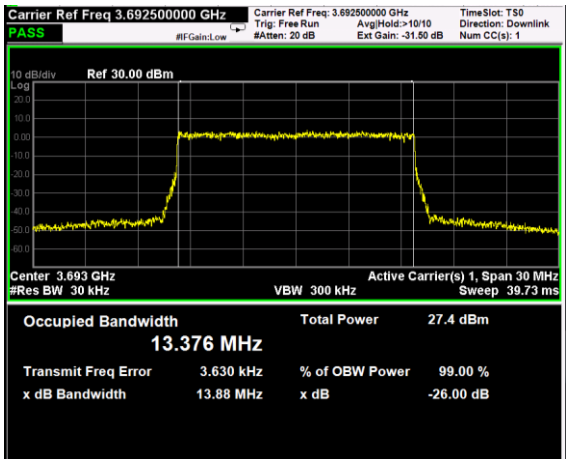

Channel: TOP, Modulation: QPSK, BW=15MHz

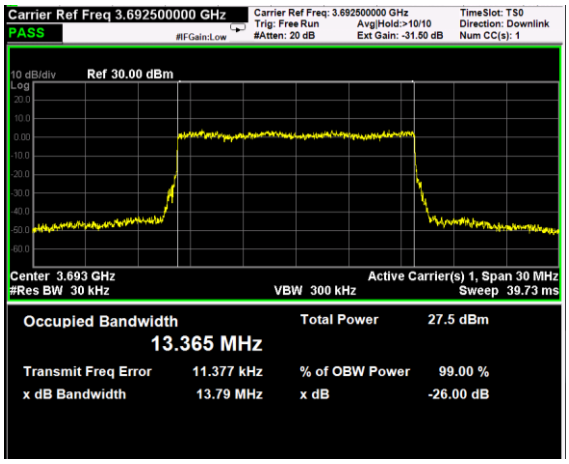

Channel: TOP, Modulation: 16QAM, BW=15MHz

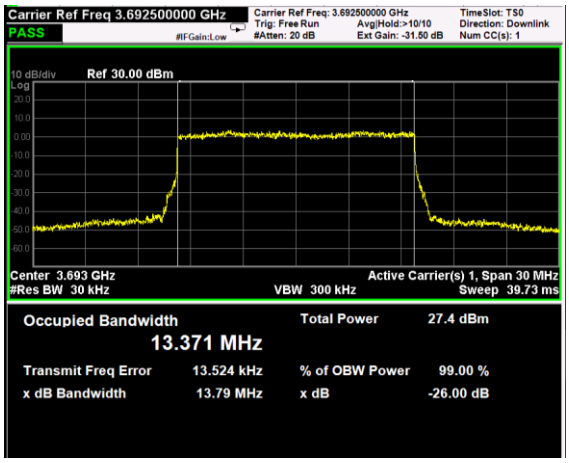

Channel: TOP, Modulation: 64QAM, BW=15MHz

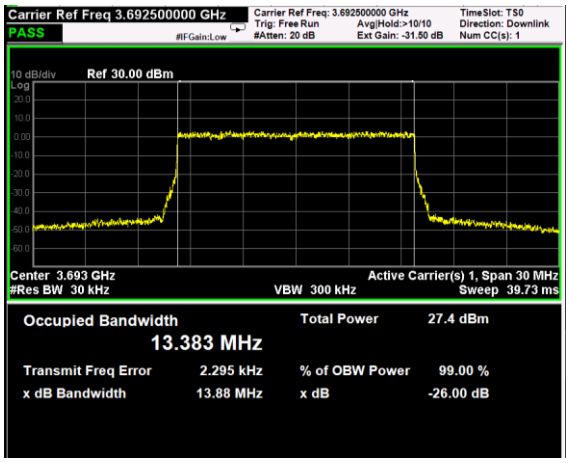

Channel: TOP, Modulation: 256QAM, BW=15MHz

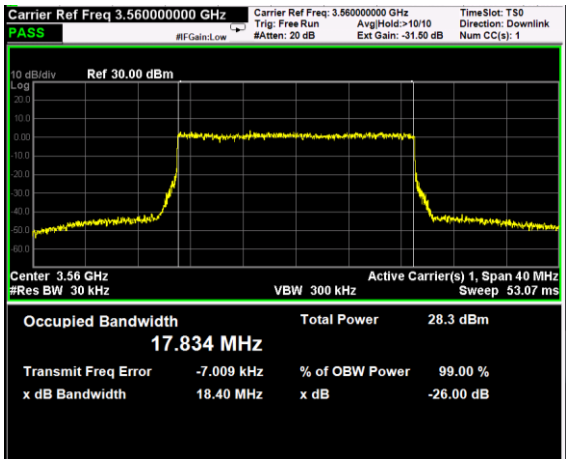

Channel: BOTTOM, Modulation: QPSK, BW=20MHz

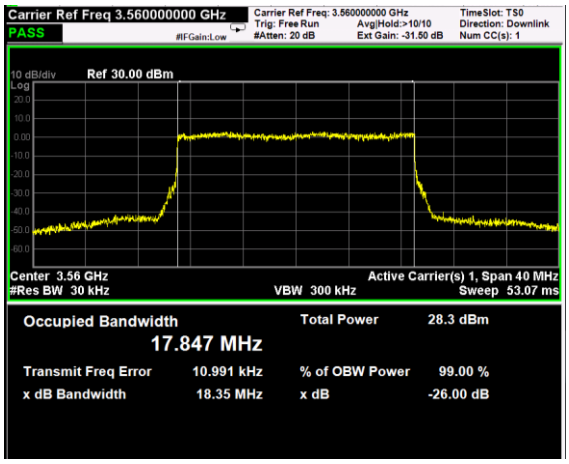

Channel: BOTTOM, Modulation: 16QAM, BW=20MHz

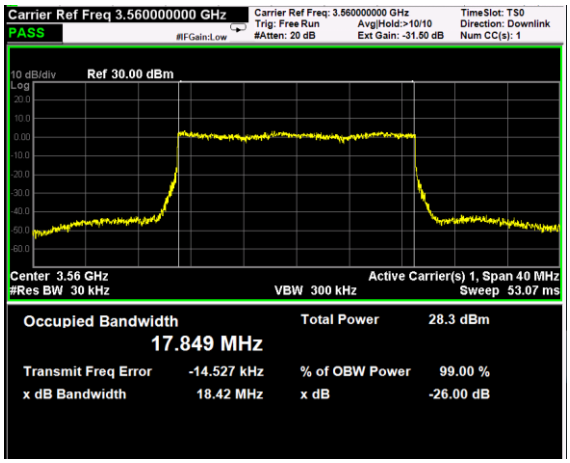

Channel: BOTTOM, Modulation: 64QAM, BW=20MHz

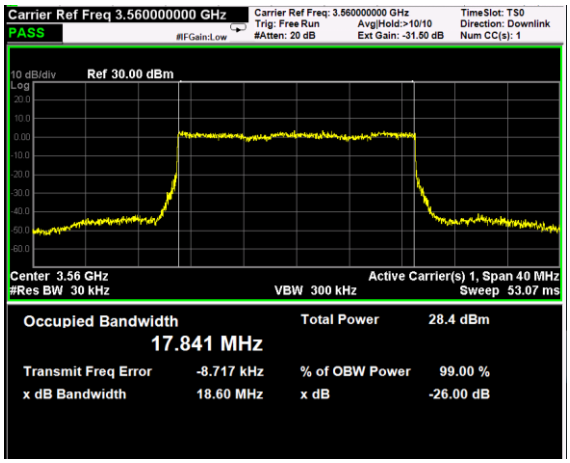

Channel: BOTTOM, Modulation: 256QAM, BW=20MHz

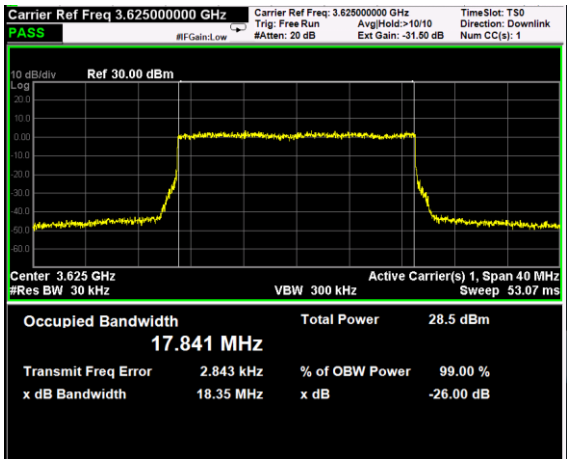

Channel: MIDDLE, Modulation: QPSK, BW=20MHz

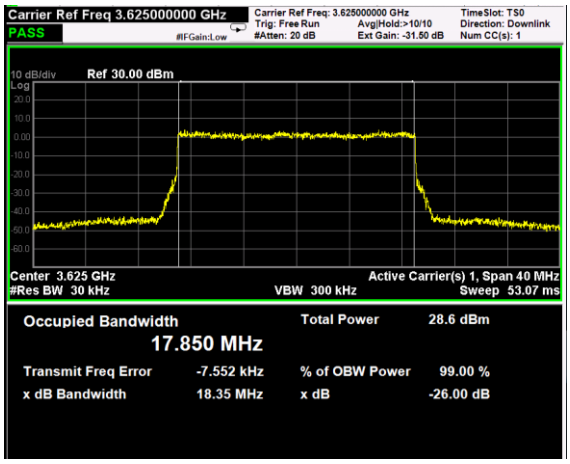

Channel: MIDDLE, Modulation: 16QAM, BW=20MHz

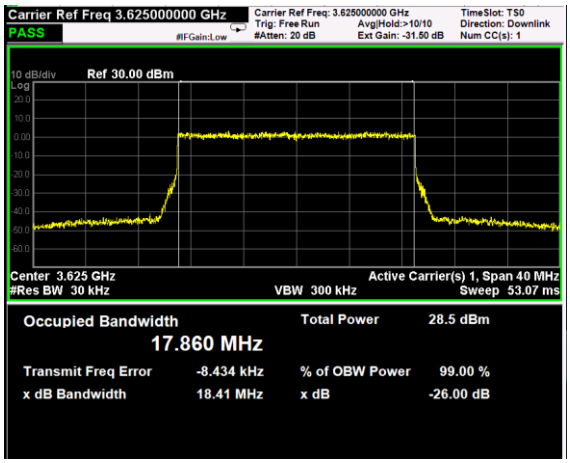

Channel: MIDDLE, Modulation: 64QAM, BW=20MHz

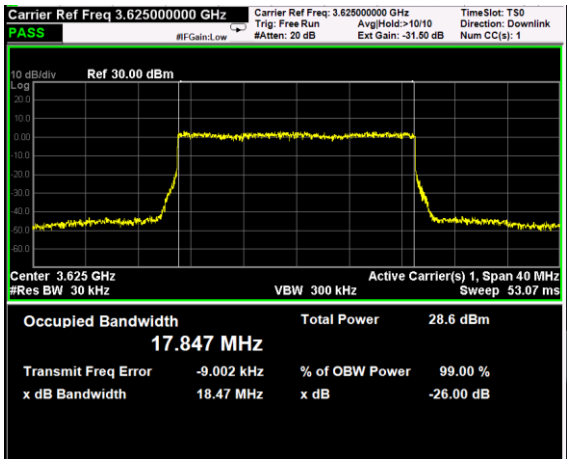

Channel: MIDDLE, Modulation: 256QAM, BW=20MHz

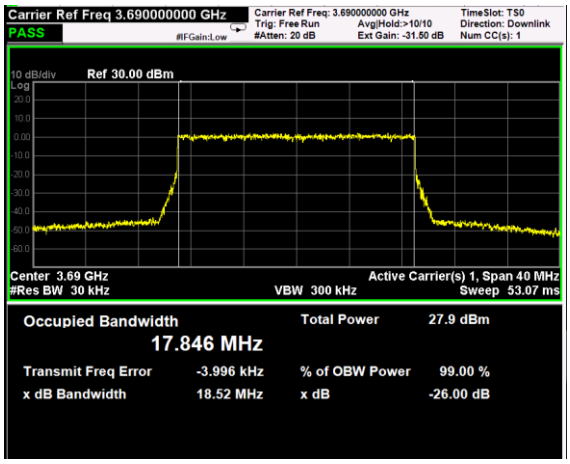

Channel: TOP, Modulation: QPSK, BW=20MHz

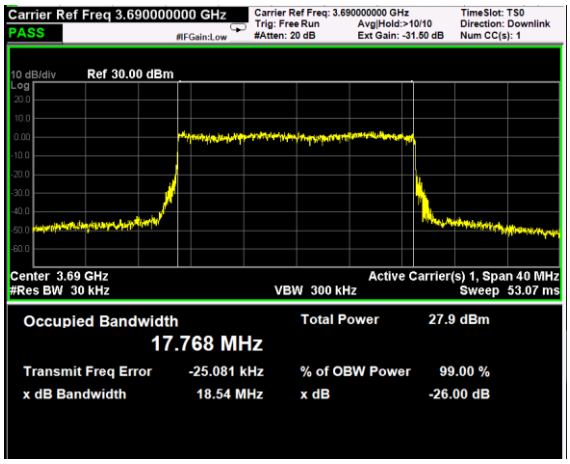

Channel: TOP, Modulation: 16QAM, BW=20MHz

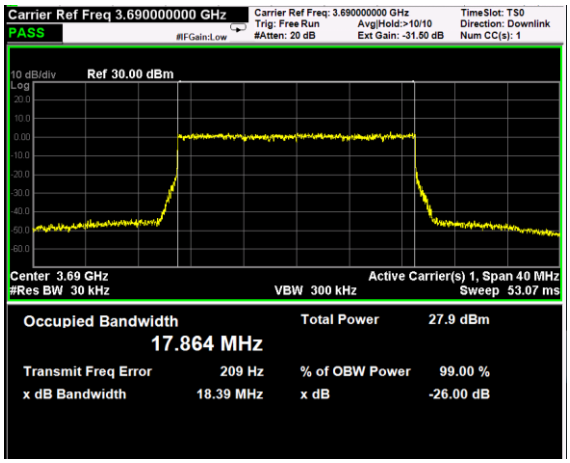

Channel: TOP, Modulation: 64QAM, BW=20MHz

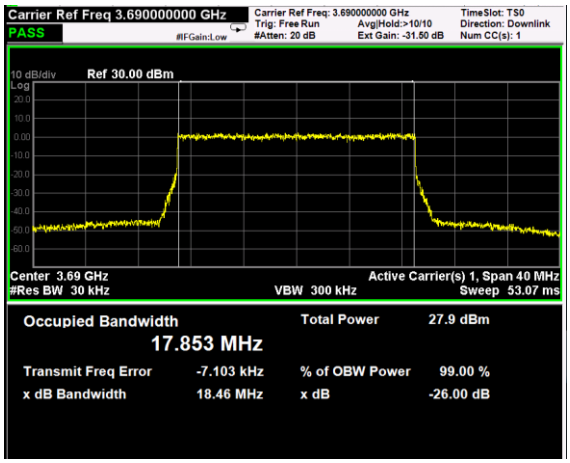

Channel: TOP, Modulation: 256QAM, BW=20MHz

Clause 96.41(b)(g) Peak output power at RF antenna connector

(b) *Power limits.* Unless otherwise specified in this section, the maximum effective isotropic radiated power (EIRP) and maximum Power Spectral Density (PSD) of any CBSD and End User Device must comply with the limits shown in the table in this paragraph (b):

Device	Maximum EIRP (dBm/10 megahertz)	Maximum PSD (dBm/MHz)
End User Device	23	n/a
Category A CBSD	30	20
Category B CBSD[1]	47	37

(g) *Power measurement.* The peak-to-average power ratio (PAPR) of any CBSD transmitter output power must not exceed 13 dB. PAPR measurements should be made using either an instrument with complementary cumulative distribution function (CCDF) capabilities or another Commission approved procedure. The measurement must be performed using a signal corresponding to the highest PAPR expected during periods of continuous transmission.

Test date: 04/03/2019 to 05/10/2019

Test results: Pass

Special notes

Clause 96.41(b)(d) Peak output power at RF antenna connector

Test data

RF PORT 1

Test data

Direction	Modulation	Frequency (MHz)	RF output Power (dBm)	RF output channel Power (W)	PSD (dBm/Hz)	PSD (dBm/MHz)	PAR (dB)
Down-link	LTE 5MHz (QPSK)	3552.5	29.51	0.893	-37.48	22.52	9.05
Down-link	LTE 5MHz (QPSK)	3625	29.83	0.962	-37.16	22.84	9.43
Down-link	LTE 5MHz (QPSK)	3697.5	29.49	0.889	-37.50	22.5	10.23
Down-link	LTE 5MHz (16QAM)	3552.5	29.65	0.923	-37.34	22.66	10.29
Down-link	LTE 5MHz (16QAM)	3625	29.87	0.971	-37.12	22.88	9.96
Down-link	LTE 5MHz (16QAM)	3697.5	29.46	0.883	-37.53	22.47	10.26
Down-link	LTE 5MHz (64QAM)	3552.5	28.72	0.745	-38.27	21.73	10
Down-link	LTE 5MHz (64QAM)	3625	29.87	0.971	-37.12	22.88	10.07
Down-link	LTE 5MHz (64QAM)	3697.5	29.6	0.912	-37.39	22.61	10.06
Down-link	LTE 5MHz (256QAM)	3552.5	29.4	0.871	-37.59	22.41	9.7
Down-link	LTE 5MHz (256QAM)	3625	29.83	0.962	-37.16	22.84	29.72
Down-link	LTE 5MHz (256QAM)	3697.5	29.46	0.883	-37.52	22.48	10.09

RF PORT 2

Test data

Direction	Modulation	Frequency (MHz)	RF output Power (dBm)	RF output channel Power (W)	PSD (dBm/Hz)	PSD (dBm/MHz)	PAR (dB)
Down-link	LTE 5MHz (QPSK)	3552.5	29.8	0.955	-37.19	22.81	10.03
Down-link	LTE 5MHz (QPSK)	3625	29.99	0.998	-36.99	23.01	9.76
Down-link	LTE 5MHz (QPSK)	3697.5	28.86	0.769	-38.13	21.87	10.26
Down-link	LTE 5MHz (16QAM)	3552.5	29.84	0.964	-37.15	22.85	10.09
Down-link	LTE 5MHz (16QAM)	3625	29.9	0.977	-37.09	22.91	9.76
Down-link	LTE 5MHz (16QAM)	3697.5	28.8	0.759	-38.19	21.81	10.61
Down-link	LTE 5MHz (64QAM)	3552.5	29.77	0.948	-37.22	22.78	10.03
Down-link	LTE 5MHz (64QAM)	3625	29.86	0.968	-37.13	22.87	9.76
Down-link	LTE 5MHz (64QAM)	3697.5	28.72	0.745	-38.27	21.73	10.61
Down-link	LTE 5MHz (256QAM)	3552.5	29.8	0.955	-37.19	22.81	10.03
Down-link	LTE 5MHz (256QAM)	3625	30.13	1.030	-36.86	23.14	9.76
Down-link	LTE 5MHz (256QAM)	3697.5	28.65	0.733	-38.34	21.66	10.23

Special notes

Maximum EIRP ≤ 47dBm/10MHz
Maximum PSD eirp ≤ 37dBm/1MHz

PSD eirp (in 1 MHz) = $PSD_{max} – N + G_{max} = 23 – N + G_{max} \leq 37$
$G_{max} \leq (37-23+N) = N +14$

Where:

- PSD_{max} is the maximum PSD value measured on the antenna connector of the equipment and it depends on the LTE bandwidth signal
- N is system path loss (in dB) due to cable insertion, splitter, etc….
- G_{max} is the maximum antenna gain (in dBi)

RF PORT 1 plots

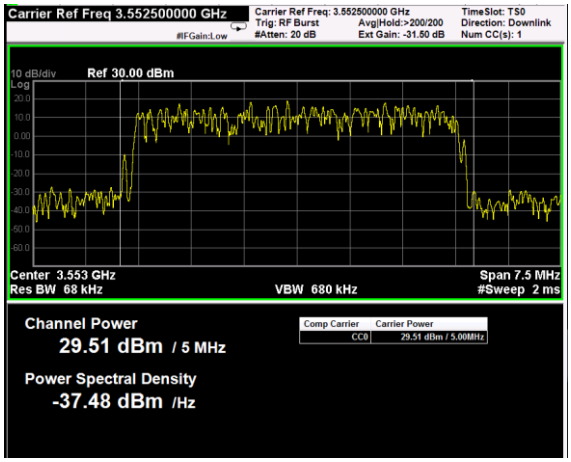

Channel: BOTTOM, Modulation: QPSK, BW=5MHz, Channel Power

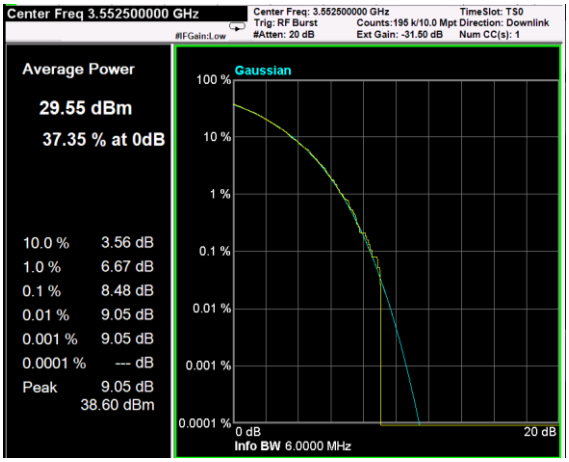

Channel: BOTTOM, Modulation: QPSK, BW=5MHz, CCDF

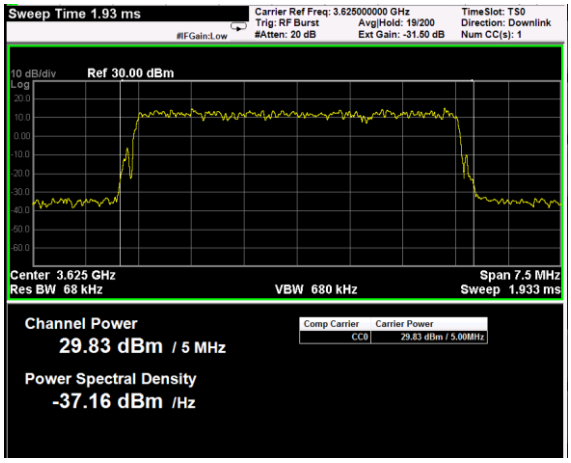

Channel: MIDDLE, Modulation: QPSK, BW=5MHz, Channel Power

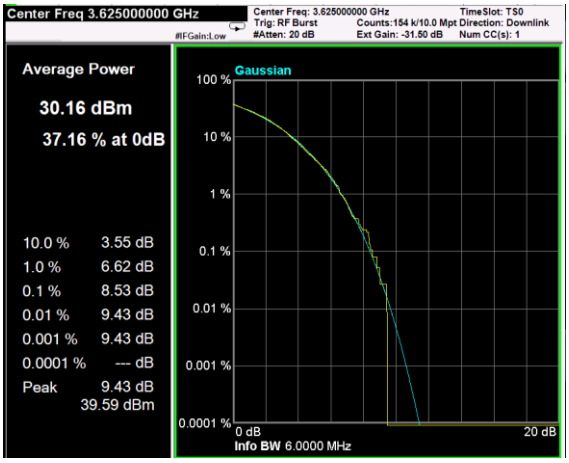

Channel: MIDDLE, Modulation: QPSK, BW=5MHz, CCDF

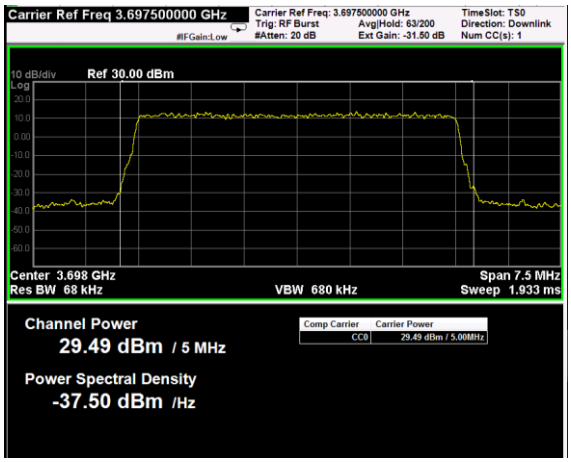

Channel: TOP, Modulation: QPSK, BW=5MHz, Channel Power

Channel: TOP, Modulation: QPSK, BW=5MHz, CCDF

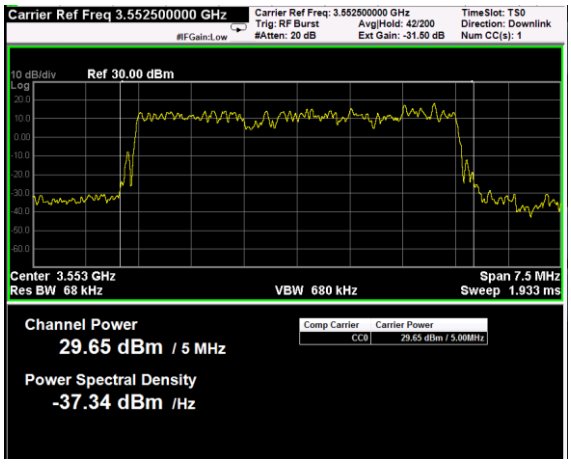

Channel: BOTTOM, Modulation: 16QAM, BW=5MHz, Channel Power

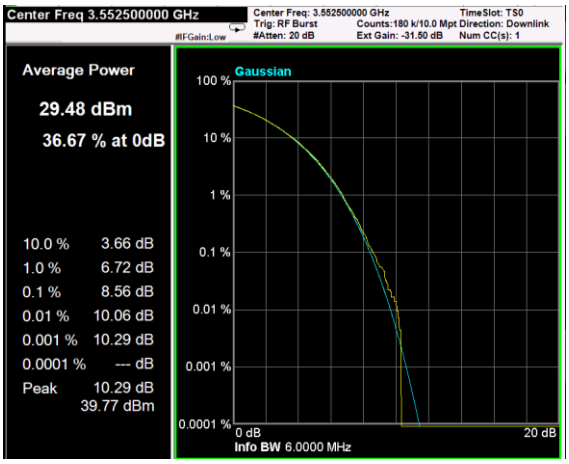

Channel: BOTTOM, Modulation: 16QAM, BW=5MHz, CCDF

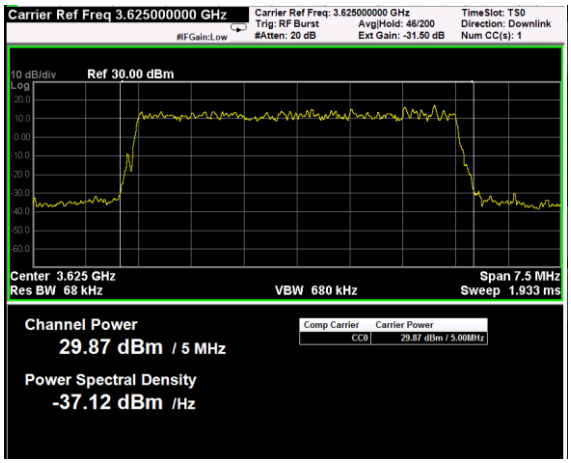

Channel: MIDDLE, Modulation: 16QAM, BW=5MHz, Channel Power

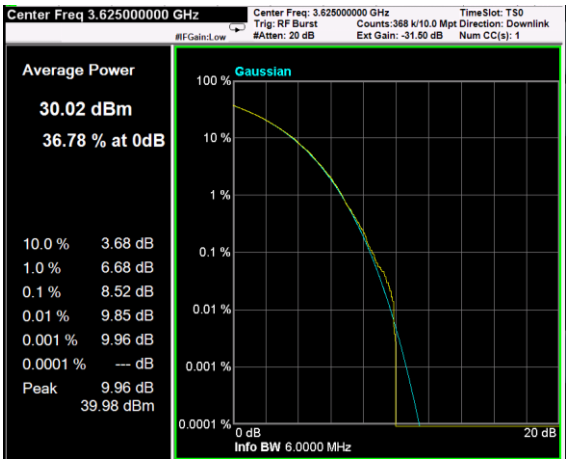

Channel: MIDDLE, Modulation: 16QAM, BW=5MHz, CCDF

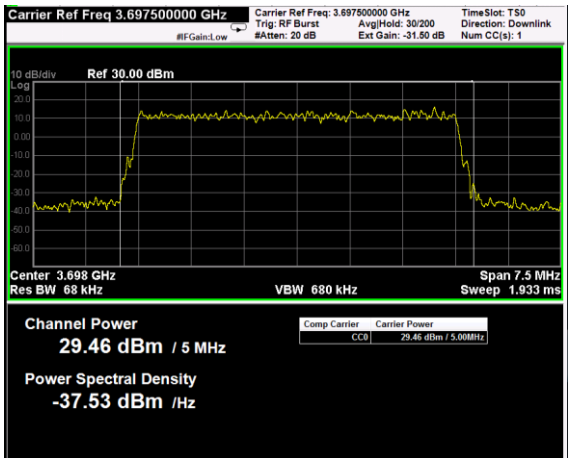

Channel: TOP, Modulation: 16QAM, BW=5MHz, Channel Power

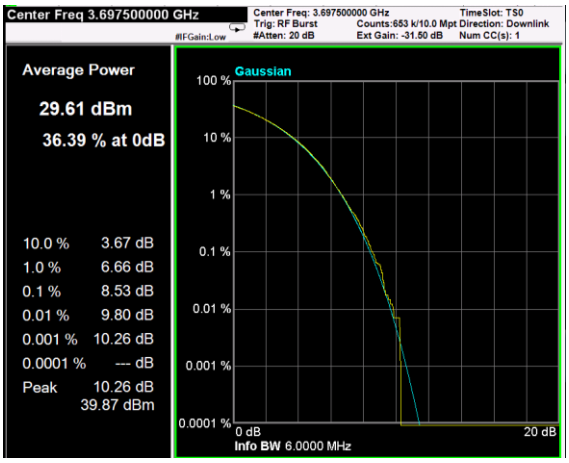

Channel: TOP, Modulation: 16QAM, BW=5MHz, CCDF

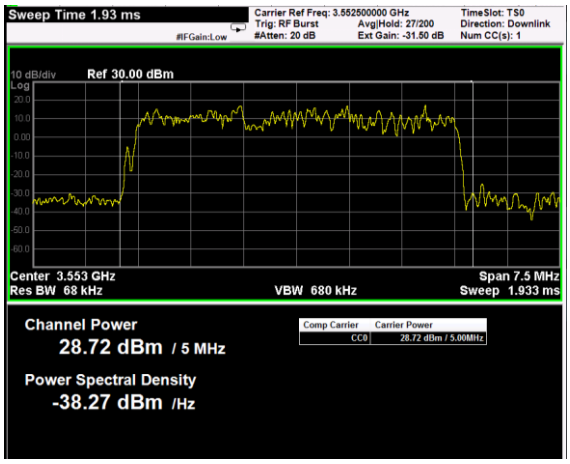

Channel: BOTTOM, Modulation: 64QAM, BW=5MHz, Channel Power

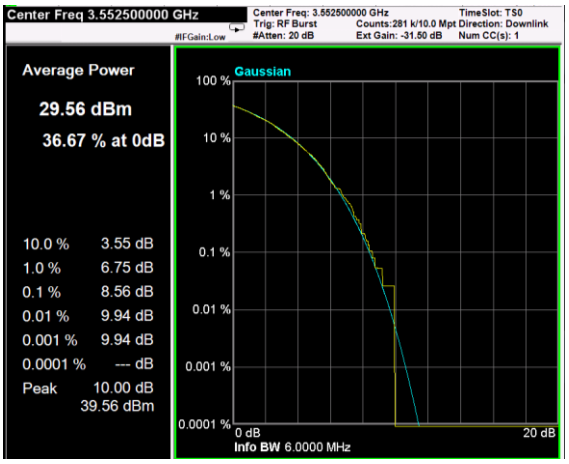

Channel: BOTTOM, Modulation: 64QAM, BW=5MHz, CCDF

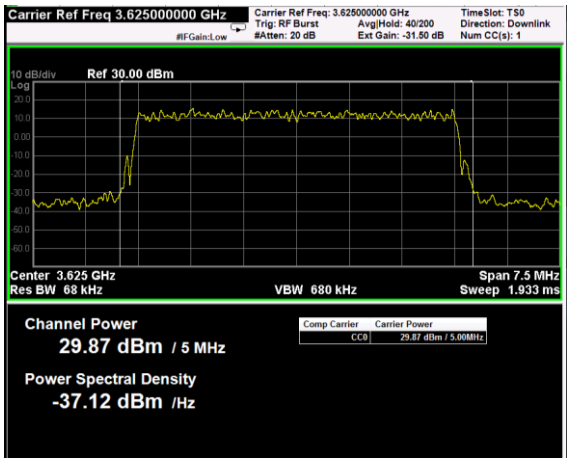

Channel: MIDDLE, Modulation: 64QAM, BW=5MHz, Channel Power

Channel: MIDDLE, Modulation: 64QAM, BW=5MHz, CCDF

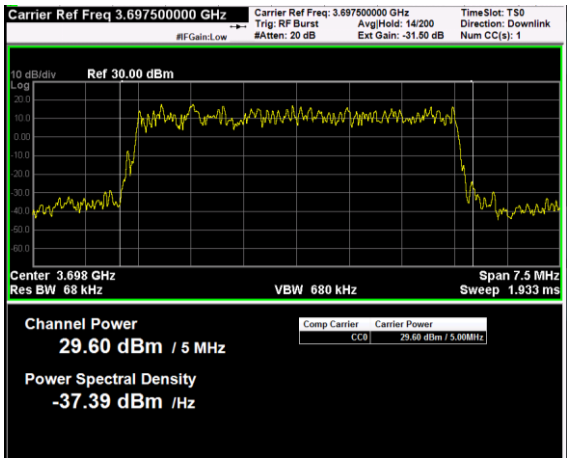

Channel: TOP, Modulation: 64QAM, BW=5MHz, Channel Power

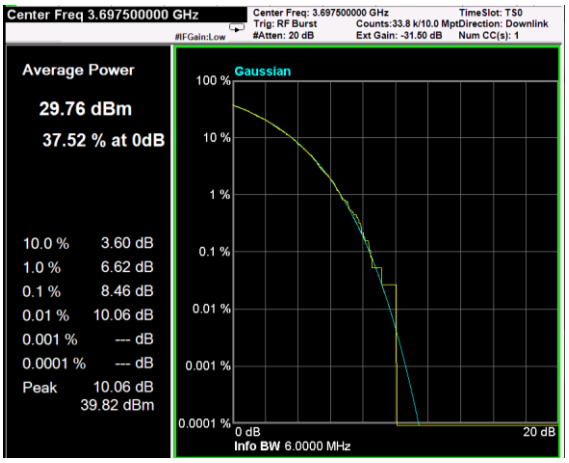

Channel: TOP, Modulation: 64QAM, BW=5MHz, CCDF

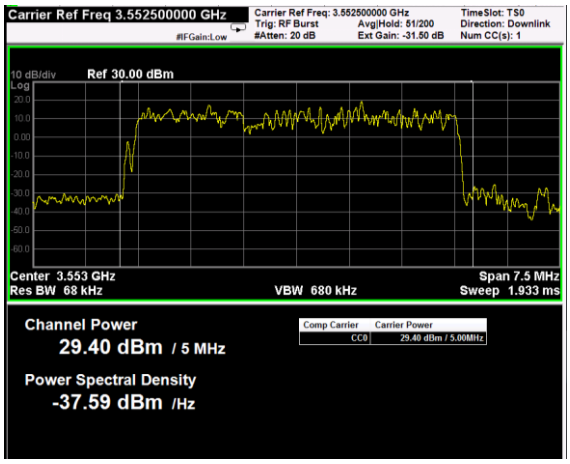

Channel: BOTTOM, Modulation: 256QAM, BW=5MHz, Channel Power

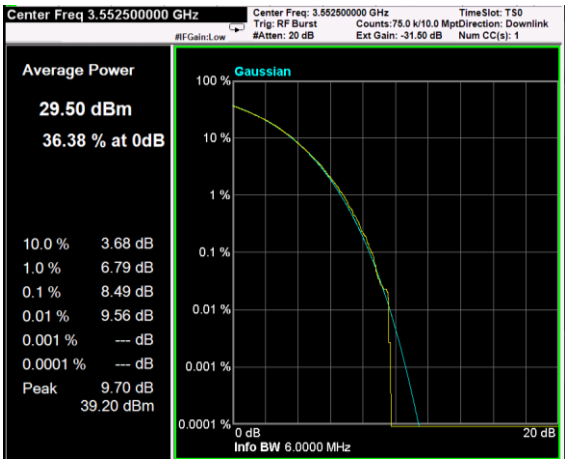

Channel: BOTTOM, Modulation: 256QAM, BW=5MHz, CCDF

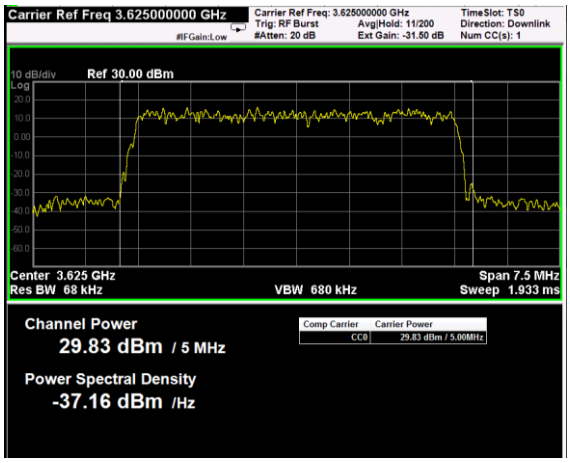

Channel: MIDDLE, Modulation: 256QAM, BW=5MHz, Channel Power

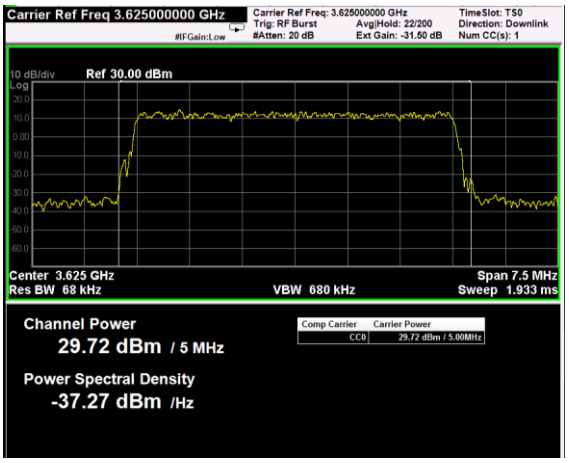

Channel: MIDDLE, Modulation: 256QAM, BW=5MHz, CCDF

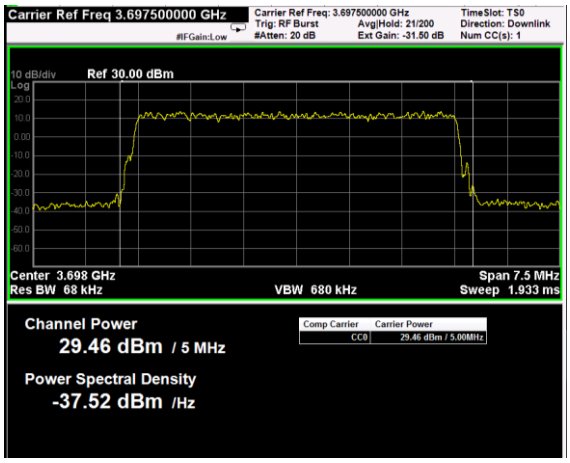

Channel: TOP, Modulation: 256QAM, BW=5MHz, Channel Power

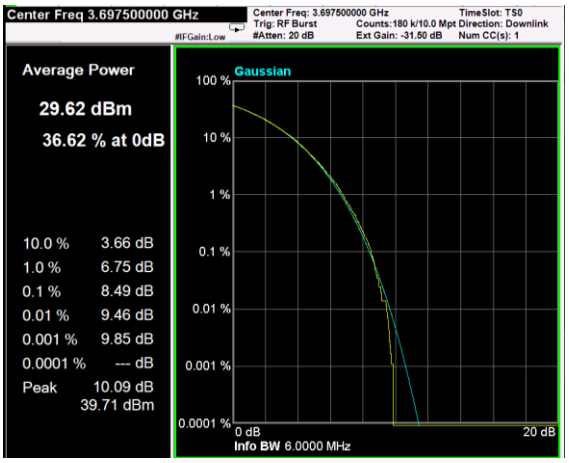

Channel: TOP, Modulation: 256QAM, BW=5MHz, CCDF

RF PORT 2 plots

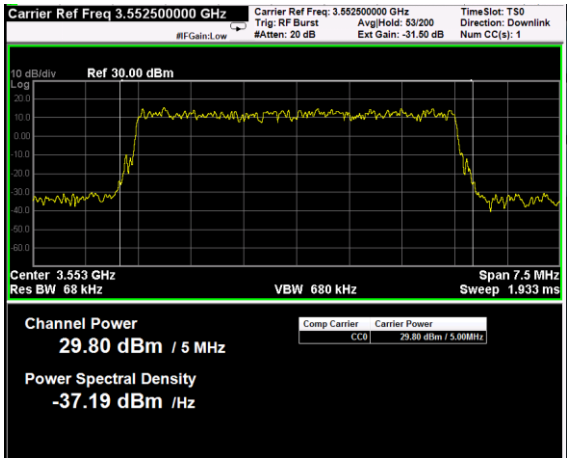

Channel: BOTTOM, Modulation: QPSK, BW=5MHz, Channel Power

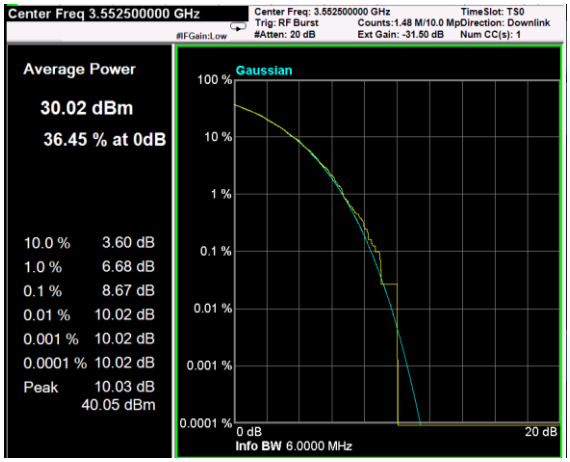

Channel: BOTTOM, Modulation: QPSK, BW=5MHz, CCDF

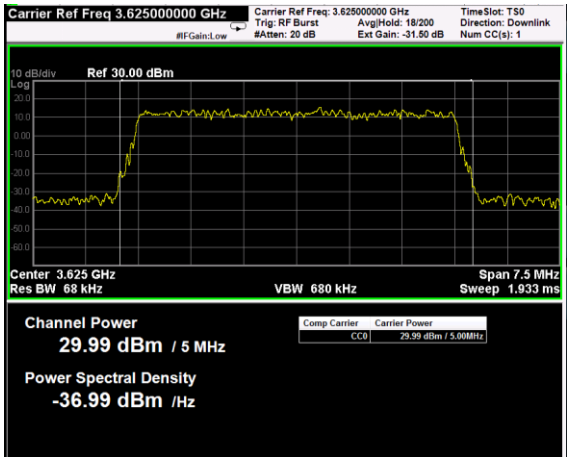

Channel: MIDDLE, Modulation: QPSK, BW=5MHz, Channel Power

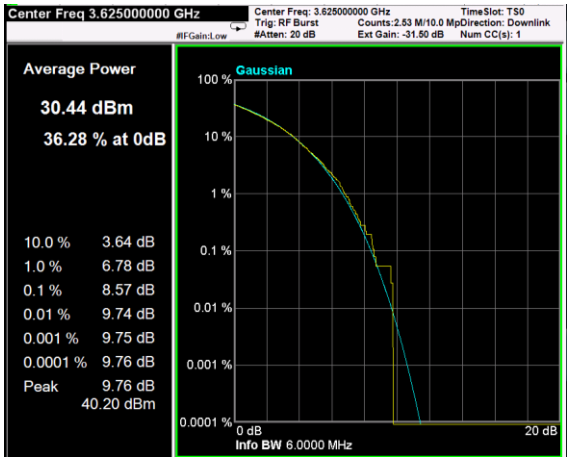

Channel: MIDDLE, Modulation: QPSK, BW=5MHz, CCDF

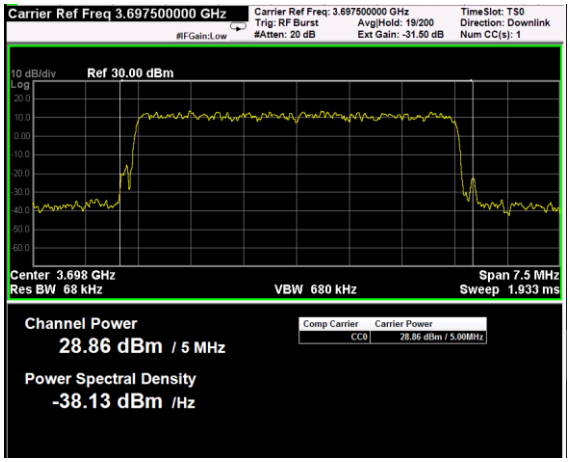

Channel: TOP, Modulation: QPSK, BW=5MHz, Channel Power

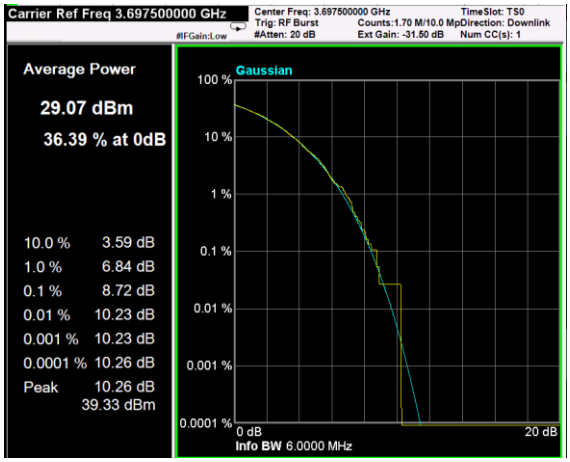

Channel: TOP, Modulation: QPSK, BW=5MHz, CCDF

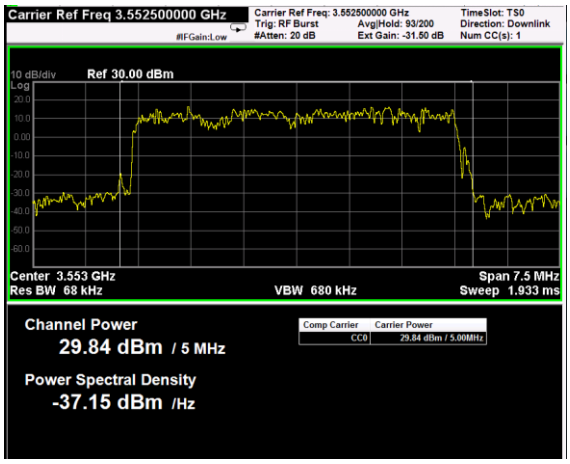

Channel: BOTTOM, Modulation: 16QAM, BW=5MHz, Channel Power

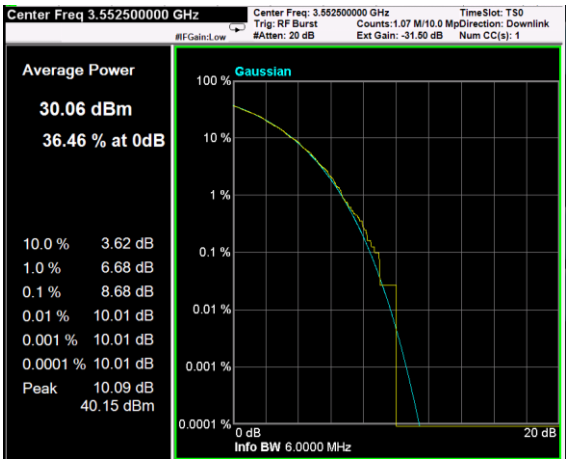

Channel: BOTTOM, Modulation: 16QAM, BW=5MHz, CCDF

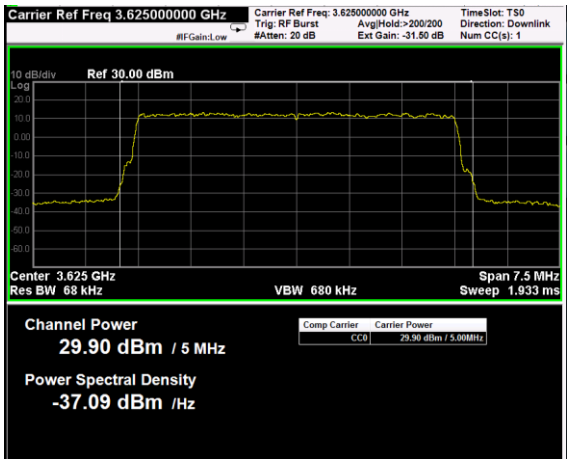

Channel: MIDDLE, Modulation: 16QAM, BW=5MHz, Channel Power

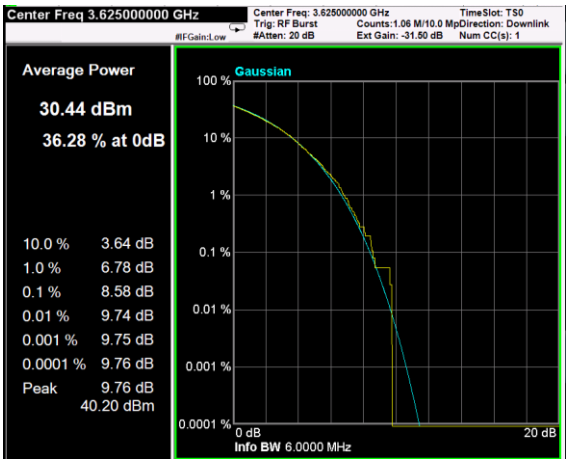

Channel: MIDDLE, Modulation: 16QAM, BW=5MHz, CCDF

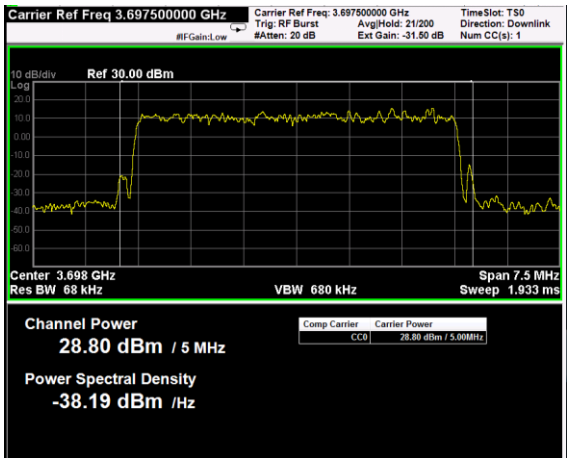

Channel: TOP, Modulation: 16QAM, BW=5MHz, Channel Power

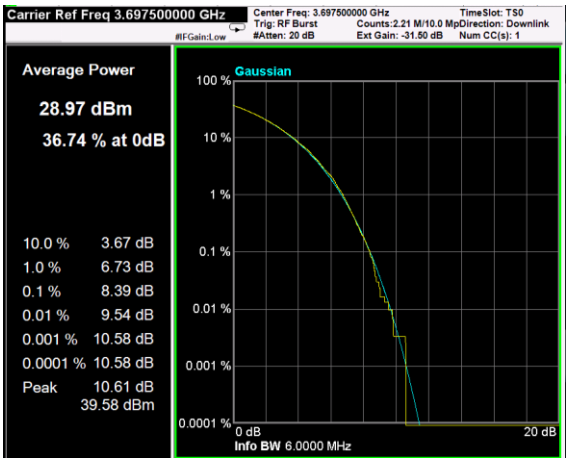

Channel: TOP, Modulation: 16QAM, BW=5MHz, CCDF

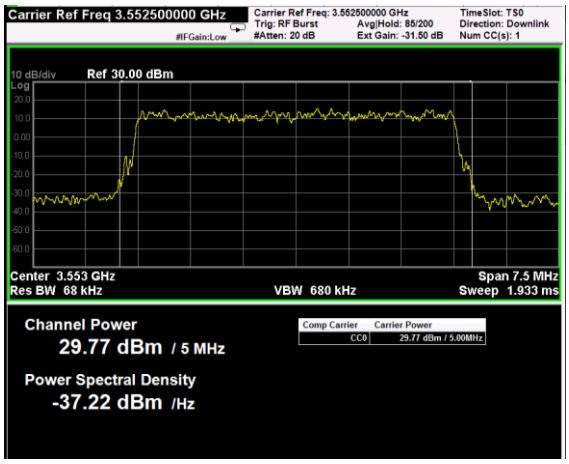

Channel: BOTTOM, Modulation: 64QAM, BW=5MHz, Channel Power

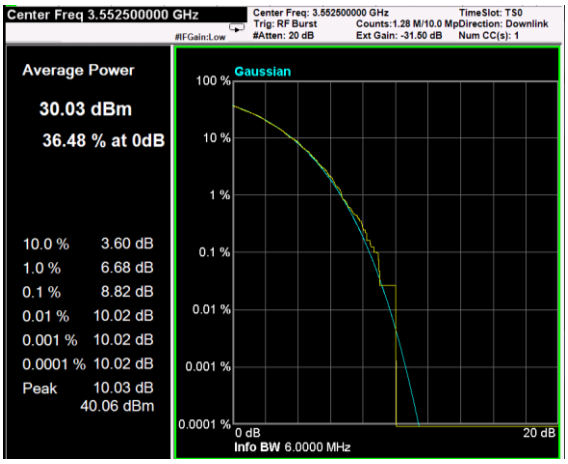

Channel: BOTTOM, Modulation: 64QAM, BW=5MHz, CCDF

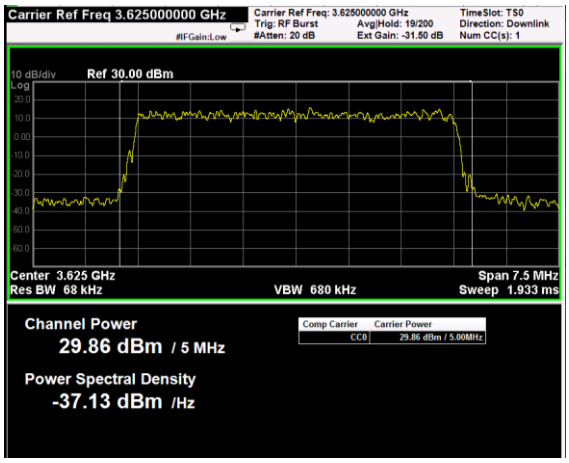

Channel: MIDDLE, Modulation: 64QAM, BW=5MHz, Channel Power

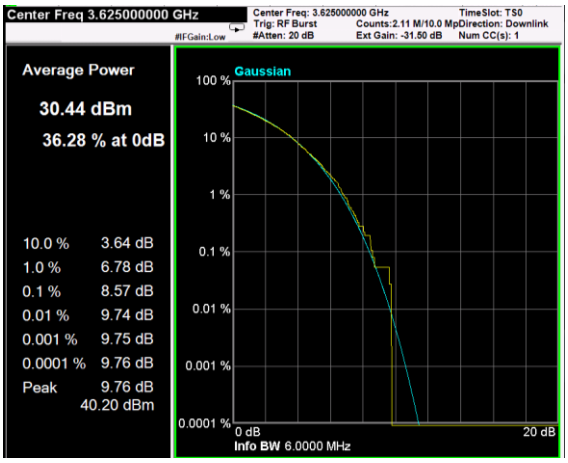

Channel: MIDDLE, Modulation: 64QAM, BW=5MHz, CCDF

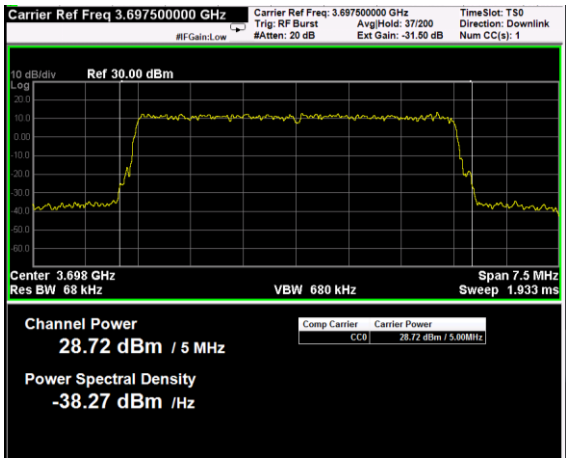

Channel: TOP, Modulation: 64QAM, BW=5MHz, Channel Power

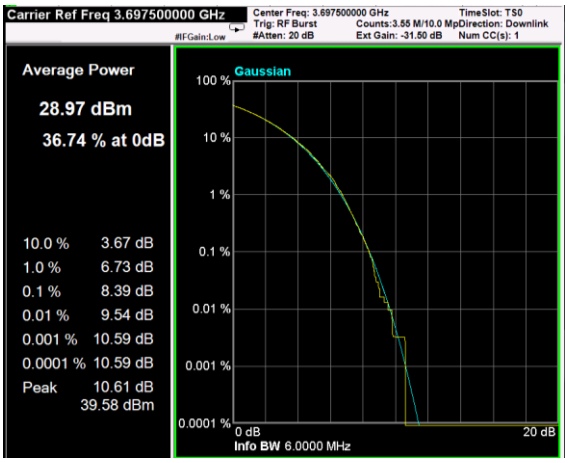

Channel: TOP, Modulation: 64QAM, BW=5MHz, CCDF