onn.

11.6" Tablet
Model: 100043279

PRODUCT GUIDE

We'd love to hear from you. Scan with your Walmart app and let us know what you think.

Item #


Introduction

Thank you for purchasing the onn. tablet with Android™ 11.

Featuring a fast and responsive Octa-core processor, this tablet is perfect for accomplishing everyday tasks, streaming music and movies, taking photos, checking emails, and engaging with social media.

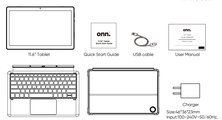
The tablet offers 64GB of internal storage, Bluetooth connectivity, Micro SD slot for up to 128GB of additional storage, on-the-go productivity services, and a utility app.

The following information will help you get the most out of your tablet.

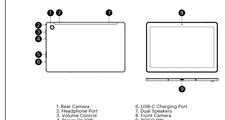
What You Should Know to Ensure Best Performance:

- **Use the in-box charger and USB cable to charge your tablet.**
- Charge the battery completely before first use.
- While updates download in the background, tablet performance can be affected until completed.
- Close unused applications. Open apps that run in the background will affect overall performance.
- Battery Consumption: Play times on a fully charged battery will vary depending on your display settings, apps that remain open, and internet usage (heavy video content).
- Suggest customer use tablet screen protector and tablet case to protect the tablet.
- As constant improvement, UI display may vary slightly.

In The Box



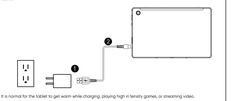
Getting to Know Your Tablet



1. Rear Camera
2. Headphone Port
3. Volume Buttons
4. Power On/Off
5. Micro SD Card Slot
6. USB-C Charging Port
7. Dual Speakers
8. Front Camera
9. POGO PIN

Charging Your Tablet

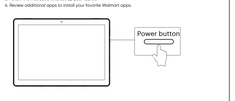
It is recommended to fully charge the tablet before first use. **Use the in-box charger and USB cable to charge your tablet.**
To charge the tablet, plug the 11.5W cable in to the AC adapter. Z attach the other end to the USB Type C input on the tablet.



It is normal for the tablet to get warm while charging, playing high in tensity games, or streaming video.
Battery life will vary depending on usage.
Note: Leave tablet in well ventilated area while charging.

First Time Setup for Your Tablet

1. Press and hold the Power button 5-10 seconds until **onn.** logo appears.
2. Choose your language, then select START.
3. Follow the instructions to set up your tablet.
4. Review additional apps to install your favorite Walmart apps.



2. Once you've arrived at the Home screen, you can begin using your tablet.

Starting Your Tablet

1. During the setup process, slide up to unlock screen.



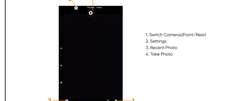
APP Launch At-a-Glance



1. Status Bar
2. Search Box
3. Go Back
4. Home
5. Recents

Using the Camera

Tap on the Camera icon.



1. Switch Cameras(Front/Rear)
2. Settings
3. Recent Photo
4. Take Photo

Settings

Settings let you configure the tablet, set Wi-Fi, Bluetooth and other preferences.
Tap the Settings icon to go to settings.



Touching and Typing



To select an item on the screen, simply tap it once with your fingertip. Some items may require you to "double-tap".

To type in to a text field(ie, when inputting your name, or a text field), tap the text field. The on-screen keyboard will appear, and allow you to type the information you wish to enter.

Touch and Hold: Keep your finger on an on-screen item until it glows or activates an alternate menu.

Drag: Move an App or object by touching and holding the image, then sliding it to the destination.

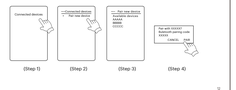
Slide: When there are extra screens To the side, slide one finger across the screen from one side to another.

Connecting to the Internet

1. Select Settings and select the Network & internet menu.
2. Turn on the Wi-Fi switch.
3. Available Wi-Fi networks will be listed here, select your preferred network.
4. Enter the Wi-Fi password in the pop up window and select CONNECT to start the connection.
5. If the password is correct, Wi-Fi will be connected automatically.

Connecting Bluetooth

1. Select Settings tab on the Connected Devices Menu.
2. Select the Pair New Device Menu.
3. Available Bluetooth devices will be listed here, select the name of your device you want to pair.
4. A window may appear on your paired device for confirmation, follow the on screen commands.
5. The Currently connected menu shows the connected devices after pairing successfully.



Set up Google Assistant

Your device supports Google Assistant. You can access Google Assistant anytime by saying "Hey Google", even when your screen is locked.

Note: Please make sure to connect Wi-Fi and sign in your Google account before starting to set up Google Assistant.

1. Tap Google App > More > Settings > Voice > Voice Match.
2. Tap the slider to turn on Access with Voice Match, then tap > "Next" > "I Agree" > "Finish".
3. Tap Retrain voice model and follow the instruction to say "Hey Google" to record your voice, when the screen show , tap > "Next" > "I Agree" > "Finish" to finish set up.

Set up Google Kids Space

Follow the steps below to set up Google Kids Space.

1. When asked who is going to use the device, tap **A child**. If you've previously set up the tablet, tap on the Google Kids Space icon.
2. Sign into your child's existing Google Account or follow the prompts to create a new Google Account for your child under 13 (or the equivalent age for your country).
3. When prompted to set up Google Kids Space, tap **Set Up**.
4. Edit your child's settings and interests.

Remove Kids Space

1. In the bottom right, press and hold the Parent menu () > Device Settings.
2. Go to Accounts to remove the account from the device.

More details about Kids Space on g.co/KidsSpace

Swipe Right for Entertainment Space

1. After you have connected to Wi-Fi, from the home screen, slide your finger to the right to start Entertainment Space.
2. Select your content services from multiple providers and apps.
3. Enjoy millions of games, tv shows, movies, and books from your favorite free and paid services and apps.

Tablet Updates

To ensure the tablet runs smoothly it is recommended to perform periodic system software updates, especially during initial set up of the tablet. You may receive notifications(on the Lock screen) from time to time that software updates are available.

Tap the notification to be directed to the update.

Other options to access updates:
1. Tab on Settings > System > System update.

NOTE: To perform an update, you must be connected to Wi-Fi.


Google Play Updates

The first time you sign on to Google Play, updates will automatically start downloading on to the tablet. Installing a new application while multiple apps are downloading will reduce tablet speed and performance.

After all downloads and updates have been installed, the tablet will resume normal operating performance.

To view the progress of downloads working in the background,slide your finger down from the top edge of the screen.

Keyboard and Folio Case Setup



Detachable Keyboard **Folio case**

Installing Keyboard

Follow below steps to attach the folio case and connect keyboard to your tablet.
Ensure rear/back facing Camera area when you install the folio case.

Keyboard and Folio Case Setup

Adjusting Folio Case.

Folio case angle is adjustable. Hold both sides of the folio case and gently open until it reach the needed angle.
Note : To prevent damage, do not exert excessive pressure

on the folio case or force it beyond the natural movable range.

Tablet can be used with keyboard + folio case or just with folio case.



Remove Keyboard and Folio Case

Follow below instruction to remove the folio case and keyboard.
Grasp the side of the folio case and remove one case corner, then to remove the second corner.



Important Safety Instructions

We would like you to have a safe and enjoyable experience.
Please read the following instructions and notices before using your tablet.
1. Avoid using your tablet where the temperature is chemical known to the State of California to cause cancer, birth defects, or other reproductive harm.
• Avoid using the tablet in extremely hot, cold, dusty, damp or wet environments.
• Do not use the tablet near water, for example, near a bathtub, sink, shower or body of water.
• Avoid dropping or forcibly placing the tablet onto a hard surface. This may damage the screen or internal electronic components and void the warranty.
• Do not use the tablet in a confined area or oversee to clean the surface of the tablet. Use only cleaning products designed for computer tablet devices.
• Do not use the tablet while walking or driving.
• Do not use the tablet while it is on your lap or body to hearing impairment. Limit earphone usage, and adjust the volume to a moderate level when doing so.
• The images in this guide may vary slightly from the actual product.
• Charge the tablet battery under any of the following circumstances:
1. The battery level icon indicates low power, by showing a drained, red battery icon.
2. The tablet has been powered off unexpectedly, and continues to do so even after restarting.
3. On-screen keys do not work.
• Do not suddenly disconnect the tablet when formatting, uploading or downloading data. This can lead to program errors/bugs , system or screen "freezing".)
• Static discharge is normal and can occur in an electronic device Although not life threatening, it may corrupt the tablet's memory and cause errors.
• Dismantling the tablet will void the manufacturer's warranty.
• The tablet functions, hardware, software, and warranty information may be improved or modified by the manufacturer or their respective owners, and is subject to change without notice.

Important Safety Instructions

1. Do not install near any heat sources such as radiators, heat registers, stoves, or other apparatus (including amplifiers) that produce heat.
2. WARNING: Only use attachments/accessories specified or provided by the manufacturer/such as the exclusive supply adaptor, battery etc).
3. WARNING: The mains plug is used as disconnect device, the disconnect device shall remain readily operable.
4. WARNING: To reduce the risk of fire or electric, do not expose this apparatus to rain or moisture.

The apparatus shall not be exposed to dripping or splashing and that objects filled with liquids.

Such as vases, shall not be placed on apparatus.

5. WARNING: Please refer the information on exterior bottom enclosure for electrical and safety information before installing or operating the apparatus.

Use the devices where the ambient temperature is between 0and 35° C(32to 95° F). Low or high temperature conditions might cause the device to change to behavior to regulate its temperature. Using Android device in very cold conditions outside of its operating range might temporarily shorten battery life and could cause the device to turn off. Battery life will return to normal when you bring the device back to higher ambient temperatures. Using the devices in very hot conditions can permanently shorten battery life.

FCC Statement

This equipment has been tested and found to comply with the limits for a Class B digital device, pursuant to part 15 of the FCC Rules. These limits are designed to provide reasonable protection against harmful interference in a residential installation. This equipment generates, uses and can radiate radio frequency energy and, if not installed and used in accordance with the instructions, may cause harmful interference to radio communications. However, there is no guarantee that interference will not occur in a particular installation. If this equipment does cause harmful interference to radio or television reception, which can be determined by turning the equipment off and on, the user is encouraged to try to correct the interference by one or more of the following measures:
• Reorient or relocate the receiving antenna.
• Increase the separation between the equipment and receiver.
• Connect the equipment into an outlet on a circuit different from that to which the receiver is connected.
• Consult the dealer or an experienced radio/TV technician for help.
Caution: Any changes or modifications to this device not explicitly approved by manufacturer could void your authority to operate this equipment.
This device complies with part 15 of the FCC Rules. Operation is subject to the following two conditions: (1) This device may not cause harmful interference, and (2) this device must accept any interference received, including interference that may cause undesired operation.
Specific Absorption Rate (SAR) information:
This Tablet meets the government's requirements for exposure to radio waves. The guidelines are based on standards that were developed by independent scientific organizations through periodic and thorough evaluation of scientific studies. The standards include a substantial safety margin designed to assure the safety of all persons regardless of age or health. During operations with the back of the phone kept 5mm from the body. To maintain compliance with FCC RF exposure requirements, use accessories that maintain an 5mm separation distance between the user's body and the back of the tablet. The use of belt clips, holsters and similar accessories should not contain metallic components in its assembly. The use of accessories that do not satisfy these requirements may not comply with FCC RF exposure requirements, and should be avoided.

Walmart stores, Inc Limited Warranty

Walmart warrants this product against defects in material or workmanship for a period of one(1) year from the original date of purchase. During this period, Walmart will replace a defective part with a new or refurbished part without a charge to you. If your unit is deemed unrepairable, onn. will replace the unit with a new or refurbished unit at Walmart's sole discretion. The customer is responsible for transportation cost and insurance charges(if applicable) to Corporate. It is the customer's responsibility to retain original packaging or provide the packaging in order to facilitate the warranty process. Walmart will incur no liability whatsoever to provide packaging for warranty items. Should the product be damaged due to insufficient packaging, the warranty may be voided. You must receive a return authorization number (RMA #) before sending the unit in for service. Service that is provided is warranted for the duration of the original warranty or 45 days whichever is greater.

Your Responsibility

It is strongly recommended to make a backup copy of the contents on your hard drive in case of operational failure. Walmart will not be held liable for content that is on the device. Retain a copy of the bill of sale to provide proof of purchase. The warranty extends only to defects in material or workmanship as limited above and does not extend to (i) accessories damaged,(ii) use or DC port, cosmetic damage or any other products, parts or accessories that have been lost, discarded, damaged by misuse or accident, neglect, acts of God such as lightning, voltage surges in the home, improper installation, or serial number rendered illegible.

Walmart stores, Inc Limited Warranty

Need help? We're here for you every day from 7 a.m. - 9 p.m. CST.

Give us a call at 1-888-316-2630

You will be instructed on how your claim will be processed so have information available including date of purchase, serial number and the problem with the product. Should a problem be determined to be within the limits of the warranty you will be provided with anRMA(i) authorization number and instruction. Proof of purchase must be confirmed before any warranty service can be provided. Should a claim not be covered by the limited warranty, you will be asked whether you with to have service provided for a fee.

Google, Android, Google Play and other marks are trademarks of Google LLC.

Certification Information

This device complies with Part 15 of the FCC Rules. Operation is subject to the following two conditions:(1) this device may not cause harmful interference, and (2) this device must accept any interference received, including interference that may cause undesired operation.

Intertek
5014640
CONFORMS TO UL
STD.62368-1.
CERTIFIED TO CSA
STD.C22.2 NO.62368-1

此页只是文件说明，不做印刷用！

文件名 File Name	21041286-M-V1.1	版次 Revision	V1.1
产品型号 Product	MID1105	比例 Scale	1:1
客户型号 Customer		公差 Tolerance	±.3mm
尺寸 Size	145*102as, 2Rº	设计 Designer	邹剑文
材质 Material	4%电阻纸	审核 Checked	广旺胜
印刷 Technique	单色印	设计日期 Design Date	2021.06.07
备注 Remarks		描述 Description	

ISED Statement
English: This device contains license-exempt transmitter(s)/receiver(s) that comply with Innovation, Science and Economic Development Canada's license-exempt RSS(s). Operation is subject to the following two conditions:
(1) This device may not cause interference.
(2) This device must accept any interference, including interference that may cause undesired operation of the device.
French: Le présent émetteur/récepteur exempt de licence est conforme aux CNR d'Innovation, Sciences et Développement économique Canada applicables aux appareils radio exempts de licence. L'exploitation est soumise aux deux conditions suivantes :
(1) le dispositif ne doit pas produire de brouillage;
(2) il doit accepter tout brouillage radioélectrique subi, même si le brouillage est susceptible d'en compromettre le fonctionnement.
This device meets the exemption from the routine evaluation limits in section 2.5 of RSS 102 and compliance with RSS 102 RF exposure, users can obtain Canadian information on RF exposure and compliance.
Le dispositif répond à l'exemption des limites d'évaluation de routine dans la section 2.5 de la norme RSS 102 et la conformité avec la norme RSS 102 d'exposition aux rf, les utilisateurs peuvent obtenir des données canadiennes sur l'exposition aux champs rf et la conformité.
This device has been evaluated for and shown compliant to the exposure limits set forth for an uncontrolled environment.
Cet équipement est conforme aux limites d'exposition aux rayonnements du Canada établies pour un environnement non contrôlé.
Specific Absorption Rate (SAR) information:
This Tablet meets the government's requirements for exposure to radio waves. The guidelines are based on standards that were developed by independent scientific organizations through periodic and thorough evaluation of scientific studies. The standards include a substantial safety margin designed to assure the safety of all persons regardless of age or health. The RF Exposure Information and Statement the SAR limit of Canada(ISED) is 2.0 W/kg averaged over one gram of tissue. Device types: Tablet has also been tested against this SAR limit. This device was tested for typical body-worn operations with the back of the tablet kept 5mm from the body. To maintain compliance with RF exposure requirements, use accessories that maintain an 5mm separation distance between the user's body and the back of the Tablet. . The use of belt clips, holsters and similar accessories should not contain metallic components in its assembly. The use of accessories that do not satisfy these requirements may not comply with RF exposure requirements, and should be avoided.
Informations sur le débit d'absorption spécifique (DAS)
Cette tablette répond aux exigences du gouvernement en matière d'exposition aux ondes radio. Les lignes directrices sont basées sur des normes développées par des organisations scientifiques indépendantes grâce à une évaluation périodique et approfondie des études scientifiques. Les normes comprennent une marge de sécurité substantielle conçue pour assurer la sécurité de toutes les personnes, quel que soit leur âge ou leur état de santé. Information et déclaration d'ISDE sur l'exposition aux RF la limite DAS du Canada (ISDE) est de 2,0 W / kg en moyenne sur un gramme de tissu. Types d'appareils: la tablette a également été testée par rapport à cette limite de DAS. Cet appareil a été testé pour des opérations typiques portées par le corps, avec le dos de la tablette maintenu à 5mm du corps. Pour maintenir la conformité aux exigences d'exposition aux RF, utilisez des accessoires qui maintiennent une distance de séparation de 5 mm entre le corps de l'utilisateur et l'arrière de la tablette. L'utilisation de clips de ceinture, d'étuis et d'accessoires similaires ne doit pas contenir de composants métalliques dans son assemblage. L'utilisation d'accessoires qui ne satisfont pas à ces exigences peut ne pas être conforme aux exigences d'exposition aux RF d'ISDE et doit être évitée.
The device for operation in the band 5150–5250 MHz is only for indoor use to reduce the potential for harmful interference to co-channel mobile satellite systems;
L'appareil destiné à fonctionner dans la bande 5150-5250 MHz est uniquement destiné à une utilisation en intérieur afin de réduire le potentiel d'interférences nuisibles aux systèmes mobiles par satellite cocanaux.