Prüfbericht-Nr.: *Test Report No.:*	**50045654 001**	**Auftrags-Nr.:** *Order No.:*	164062055	Seite 1 von 238 *Page 1 of 238*
Kunden-Referenz-Nr.: *Client Reference No.:*	N/A	**Auftragsdatum:** *Order date:*	28.04.2016	
Auftraggeber: *Client:*	Lightcomm Technology Co., Ltd. RM 1808 18F, FO TAN INDUSTRIAL CENTRE, NOS. 26-28 AU PUI WAN STREET, FO TAN SHATIN NEW TERRITORIES, HONGKONG			
Prüfgegenstand: *Test item:*	Tablet			
Bezeichnung / Typ-Nr.: *Identification / Type No.:*	NS-P08A7100, NS-P08A7100-C, MID8006-RB, xxxxxxP08A71xxxxxx, NS-P10A7100, NS-P10A7100-C, MID1023-RB, xxxxxxP10A71xxxxxx			
Auftrags-Inhalt: *Order content:*	FCC/IC Certification			
Prüfgrundlage: *Test specification:*	CFR47 FCC Part 15: Subpart C Section 15.247 CFR47 FCC Part 15: Subpart C Section 15.207 CFR47 FCC Part 15: Subpart C Section 15.209 RSS-247 Issue 1 May 2015 RSS-Gen Issue 4 November 2014			
Wareneingangsdatum: *Date of receipt:*	28.04.2016			
Prüfmuster-Nr.: *Test sample No.:*	A000348862-001, A000348862-002, A000348862-003, A000348862-004			
Prüfzeitraum: *Testing period:*	07.05.2016 - 24.05.2016			
Ort der Prüfung: *Place of testing:*	Shenzhen EMTEK Co., Ltd.			
Prüflaboratorium: *Testing laboratory:*	TÜV Rheinland (Shenzhen) Co., Ltd.			
Prüfergebnis*: *Test result*:*	Pass			

geprüft von / *tested by:*			**kontrolliert von** / *reviewed by:*		
28.06.2016	Owen Tian/Senior Project Manager		28.06.2016	Winnie Hou/Technical Certifier	
Datum *Date*	**Name / Stellung** *Name / Position*	**Unterschrift** *Signature*	**Datum** *Date*	**Name / Stellung** *Name / Position*	**Unterschrift** *Signature*

Sonstiges / *Other:*

Zustand des Prüfgegenstandes bei Anlieferung: Prüfmuster vollständig und unbeschädigt
Condition of the test item at delivery: *Test item complete and undamaged*

* Legende:	1 = sehr gut	2 = gut	3 = befriedigend	4 = ausreichend	5 = mangelhaft
	P(ass) = entspricht o.g. Prüfgrundlage(n)		F(ail) = entspricht nicht o.g. Prüfgrundlage(n)	N/A = nicht anwendbar	N/T = nicht getestet
Legend:	*1 = very good*	*2 = good*	*3 = satisfactory*	*4 = sufficient*	*5 = poor*
	P(ass) = passed a.m. test specification(s)		*F(ail) = failed a.m. test specification(s)*	*N/A = not applicable*	*N/T = not tested*

Dieser Prüfbericht bezieht sich nur auf das o.g. Prüfmuster und darf ohne Genehmigung der Prüfstelle nicht auszugsweise vervielfältigt werden. Dieser Bericht berechtigt nicht zur Verwendung eines Prüfzeichens.
This test report only relates to the a. m. test sample. Without permission of the test center this test report is not permitted to be duplicated in extracts. This test report does not entitle to carry any test mark.

V04

TEST SUMMARY

5.1.1 ANTENNA REQUIREMENT
RESULT: Pass

5.1.2 PEAK OUTPUT POWER
RESULT: Pass

5.1.3 20DB BANDWIDTH AND 99% BANDWIDTH
RESULT: Pass

5.1.4 6DB BANDWIDTH AND 99% BANDWIDTH
RESULT: Pass

5.1.5 CONDUCTED SPURIOUS EMISSIONS MEASURED IN 100KHZ BANDWIDTH
RESULT: Pass

5.1.6 POWER SPECTRAL DENSITY
RESULT: Pass

5.1.7 SPURIOUS EMISSION
RESULT: Pass

5.1.8 FREQUENCY SEPARATION
RESULT: Pass

5.1.9 NUMBER OF HOPPING FREQUENCY
RESULT: Pass

5.1.10 TIME OF OCCUPANCY
RESULT: Pass

5.1.11 CONDUCTED EMISSIONS
RESULT: Pass

Contents

1. GENERAL REMARKS 4
1.1 COMPLEMENTARY MATERIALS 4
2. TEST SITES 4
2.1 TEST FACILITIES 4
2.2 LIST OF TEST AND MEASUREMENT INSTRUMENTS 5
2.3 TRACEABILITY 6
2.4 CALIBRATION 6
2.5 MEASUREMENT UNCERTAINTY 6
2.6 LOCATION OF ORIGINAL DATA 6
2.7 STATUS OF FACILITY USED FOR TESTING 7
3. GENERAL PRODUCT INFORMATION 8
3.1 PRODUCT FUNCTION AND INTENDED USE 8
3.2 RATINGS AND SYSTEM DETAILS 8
3.3 INDEPENDENT OPERATION MODES 10
3.4 NOISE GENERATING AND NOISE SUPPRESSING PARTS 10
3.5 SUBMITTED DOCUMENTS 10
4. TEST SET-UP AND OPERATION MODES 11
4.1 PRINCIPLE OF CONFIGURATION SELECTION 11
4.2 TEST OPERATION AND TEST SOFTWARE 11
4.3 SPECIAL ACCESSORIES AND AUXILIARY EQUIPMENT 11
4.4 COUNTERMEASURES TO ACHIEVE EMC COMPLIANCE 11
4.5 TEST SETUP DIAGRAM 12
5. TEST RESULTS 14
5.1 TRANSMITTER REQUIREMENT & TEST SUITES 14
5.1.1 Antenna Requirement 14
5.1.2 Peak Output Power 15
5.1.3 20dB Bandwidth and 99% Bandwidth 16
5.1.4 6dB Bandwidth and 99% Bandwidth 17
5.1.5 Conducted Spurious Emissions measured in 100kHz Bandwidth 18
5.1.6 Power spectral density 31
5.1.7 Spurious Emission 32
5.1.8 Frequency Separation 227
5.1.9 Number of hopping frequency 228
5.1.10 Time of Occupancy 229
5.1.11 Conducted emissions 230
6. PHOTOGRAPHS OF THE TEST SET-UP 235
7. LIST OF TABLES 238
8. LIST OF PHOTOGRAPHS 238

1. General Remarks

1.1 Complementary Materials

None.

2. Test Sites

2.1 Test Facilities

Shenzhen EMTEK Co., Ltd.

(FCC Registration No.: 709623)

Bldg 69, Majialong Industry Zone, Nanshan District,
Shenzhen, Guangdong, P.R. China

The tests at the test site have been conducted under the supervision of a TÜV engineer.

2.2 List of Test and Measurement Instruments

Table 1: List of Test and Measurement Equipment

Kind of Equipment	Manufacturer	Type	S/N	Calibrated until
Transmitter spurious emissions				
EMI Test Receiver	Rohde & Schwarz	ESU	1302.6005.26	2017-05-16
Loop Antenna	Schwarzbeck	FMZB 1519	1519-012	2017-05-16
Cable	H+B	3M SF104-26.5	295838/4	2017-05-28
Cable	H+B	6M SF104-26.5	295840/4	2017-05-28
Pre-Amplifier	HP	8447F	2944A07999	2017-05-16
Bilog Antenna	Schwarzbeck	VULB9163	142	2017-05-28
Cable	Schwarzbeck	AK9513	ACRX1	2017-05-16
Cable	Rosenberger	N/A	FP2RX2	2017-05-16
Cable	Schwarzbeck	AK9513	CRPX1	2017-05-28
Cable	Schwarzbeck	AK9513	CRRX2	2017-05-28
Pre-Amplifier	A.H.	PAM-0126	1415261	2017-05-16
Horn Antenna	Schwarzbeck	BBHA 9120	707	2017-05-28
Pre-Amplifier	A.H.	PAM-0126	1415261	2017-05-16
Horn Antenna	Schwarzbeck	BBHA 9170	BBHA91703 99	2017-05-16
EMI Test Receiver	Rohde & Schwarz	FSV40	132.1-3008K39-100967-AP	2017-05-16
Pre-Amplifier	Lunar EM	LNA26G40-40	J101313102 8001	2017-05-16
Horn Antenna	AHS/USA	SAS-573	184	2017-05-16
Cable	H+B	0.5M SF104-26.5	289147/4	2017-05-16
Cable	H+B	3M SF104-26.5	295838/4	2017-05-16
Cable	H+B	6M SF104-26.5	295840/4	2017-05-16
Radio Spectrum Test				
EMI Test Receiver	Rohde & Schwarz	ESCI	101045	2017-05-16
Vector Signal Generater	Agilent	N5182B	My53050553	2017-05-28
Analog Signal Generator	Agilent	N5171B	My53050878	2017-05-28
Signal Analyzer	Agilent	N9010A	My53470879	2017-05-28
Power Meter	Agilent	PS-X10-100	N/A	2017-05-28
Temp. / Humidity Chamber	Kingson	THS-M1	242	2017-05-28
Conducted Emission				
Test Receiver	Rohde & Schwarz	ESCS30	828985/018	2017-05-16
L.I.S.N.	Schwarzbeck	NNLK8129	8129203	2017-05-16
Pulse Limiter	Rohde & Schwarz	ESH3-Z2	100006	2017-05-16
Voltage Probe	Rohde & Schwarz	TK9416	N/A	2017-05-16
I.S.N	Rohde & Schwarz	ENY22	1109.9508.02	2017-05-16
50Ω Coaxial Switch	Anritsu	MP59B	M20531	2017-05-16

2.3 Traceability

All measurement equipment calibrations are traceable to NIST or where calibration is performed outside the United States, to equivalent nationally recognized standards organizations.

2.4 Calibration

Equipment requiring calibration is calibrated periodically by the manufacturer or according to manufacturer's specifications. Additionally all equipment is verified for proper performance on a regular basics using in house standards or comparisons.

2.5 Measurement Uncertainty

Table 2: Measurement Uncertainty

Parameter	Uncertainty
Radio Frequency	±1x10^-5
Maximum Peak Output Power Test	±1.0dB
Conducted Emissions Test	±2.0dB
Radiated Emission Test	±2.0dB
Power Density	±2.0dB
Occupied Bandwidth Test	±1.0dB
Band Edge Test	±3dB
All emission, radiated	±3dB
Antenna Port Emission	±3dB
Temperature	±0.5℃
Humidity	±3%

2.6 Location of Original Data

The original copies of all test data taken during actual testing were retained in the TÜV Rheinland (Shenzhen) file for certification follow-up purposes.

2.7 Status of Facility Used for Testing

Shenzhen EMTEK Co., Ltd. test facility located at Bldg 69, Majialong Industry Zone, Nanshan District, Shenzhen, Guangdong, P.R. China is listed on the US Federal Communications Commission list of facilities approved to perform measurements.

3. General Product Information

3.1 Product Function and Intended Use

The EUTs are tablet with Wi-Fi, Bluetooth function.
The models NS-P08A7100, NS-P08A7100-C, MID8006-RB & xxxxxxP08A71xxxxxx are identical except the model name, the models NS-P10A7100, NS-P10A7100-C, MID1023-RB & xxxxxxP10A71xxxxxx are identical except the model name, the models NS-P08A7100 & NS-P10A7100 are identical except the enclosure, size of LCD panel & antenna.
For details refer to the User Manual and Circuit Diagram.

3.2 Ratings and System Details

Table 3: Technical Specification of Bluetooth (BDR & EDR mode)

Technical Specification	Value
Kind of Equipment	Tablet
Type Designation	NS-P08A7100, NS-P08A7100-C, MID8006-RB, xxxxxxP08A71xxxxxx, NS-P10A7100, NS-P10A7100-C, MID1023-RB, xxxxxxP10A71xxxxxx
FCC ID	XMF-MID8006
IC	20064-MID8006
Operating Frequency band	2402 – 2480MHz
Channel separation	1MHz
Extreme Temperature Range	0~+40℃
Operation Voltage	DC 3.7V (via built in battery)
	DC 5V (via AC/DC adapter)
Modulation	FHSS, GFSK, 8DPSK, π/4DQPSK
Bluetooth version	4.0, Dual Mode
Antenna Gain	1.32dBi (NS-P08A7100), 1.24dBi (NS-P10A7100)

Table 4: RF channel and frequency of Bluetooth (BDR & EDR mode)

RF Channel	Frequency (MHz)	RF Channel	Frequency (MHz)	RF Channel	Frequency (MHz)	RF Channel	Frequency (MHz)
0	2402.00	21	2423.00	42	2444.00	63	2465.00
1	2403.00	22	2424.00	43	2445.00	64	2466.00
2	2404.00	23	2425.00	44	2446.00	65	2467.00
3	2405.00	24	2426.00	45	2447.00	66	2468.00
4	2406.00	25	2427.00	46	2448.00	67	2469.00
5	2407.00	26	2428.00	47	2449.00	68	2470.00
6	2408.00	27	2429.00	48	2450.00	69	2471.00
7	2409.00	28	2430.00	49	2451.00	70	2472.00

8	2410.00	29	2431.00	50	2452.00	71	2473.00
9	2411.00	30	2432.00	51	2453.00	72	2474.00
10	2412.00	31	2433.00	52	2454.00	73	2475.00
11	2413.00	32	2434.00	53	2455.00	74	2476.00
12	2414.00	33	2435.00	54	2456.00	75	2477.00
13	2415.00	34	2436.00	55	2457.00	76	2478.00
14	2416.00	35	2437.00	56	2458.00	77	2479.00
15	2417.00	36	2438.00	57	2459.00	78	2480.00
16	2418.00	37	2439.00	58	2460.00		
17	2419.00	38	2440.00	59	2461.00		
18	2420.00	39	2441.00	60	2462.00		
19	2421.00	40	2442.00	61	2463.00		
20	2422.00	41	2443.00	62	2464.00		

Table 5: Technical Specification of Bluetooth (Low Energy mode)

Technical Specification	**Value**
Kind of Equipment	Tablet
Type Designation	NS-P08A7100, NS-P08A7100-C, MID8006-RB, xxxxxxP08A71xxxxxx, NS-P10A7100, NS-P10A7100-C, MID1023-RB, xxxxxxP10A71xxxxxx
FCC ID	XMF-MID8006
IC	20064-MID8006
Operating Frequency band	2402 – 2480MHz
Channel separation	2MHz
Extreme Temperature Range	0~+40℃
Operation Voltage	DC 3.7V (via built in battery)
	DC 5V (via AC/DC adapter)
Modulation	GFSK
Bluetooth version	4.0, Dual Mode
Antenna Gain	1.32dBi (NS-P08A7100), 1.24dBi (NS-P10A7100)

Table 6: RF channel and frequency of Bluetooth (Low Energy mode)

RF Channel	Frequency (MHz)	RF Channel	Frequency (MHz)	RF Channel	Frequency (MHz)	RF Channel	Frequency (MHz)
0	2402.00	11	2424.00	22	2446.00	33	2468.00
1	2404.00	12	2426.00	23	2448.00	34	2470.00
2	2406.00	13	2428.00	24	2450.00	35	2472.00
3	2408.00	14	2430.00	25	2452.00	36	2474.00
4	2410.00	15	2432.00	26	2454.00	37	2476.00
5	2412.00	16	2434.00	27	2456.00	38	2478.00
6	2414.00	17	2436.00	28	2458.00	39	2480.00
7	2416.00	18	2438.00	29	2460.00		
8	2418.00	19	2440.00	30	2462.00		
9	2420.00	20	2442.00	31	2464.00		
10	2422.00	21	2444.00	32	2466.00		

3.3 Independent Operation Modes

The basic operation modes are:

A. On
   1. Bluetooth mode (BDR & EDR mode)
      a. Tansmitting
         i. Low Channel
         ii. Middle Channel
         iii. High Channel
      b. Receiving
   2. Bluetooth mode (Low Energy mode)
      a. Tansmitting
         i. Low Channel
         ii. Middle Channel
         iii. High Channel
      b. Receiving
B. Standby
C. Off

3.4 Noise Generating and Noise Suppressing Parts

Refer to the Circuit Diagram.

3.5 Submitted Documents

- Bill of Material
- PCB Layout
- Photo Document
- Circuit Diagram
- Instruction Manual
- Rating Label

4. Test Set-up and Operation Modes

4.1 Principle of Configuration Selection

The equipment under test (EUT) was configured to measure its maximum power level. The test modes were adapted accordingly in reference to the instructions for use.

4.2 Test Operation and Test Software

Test operation refers to test setup in chapter 5. All testing were performed according to the procedures in ANSI C63.10: 2013.
According to clause 3.1, the tests spurious emission & conducted emission were applied on all models, and other tests were applied on model NS-P08A7100 only.

4.3 Special Accessories and Auxiliary Equipment

The EUT was tested together with the following accessories:

Description	Manufacturer	Part No.	Rating
AC/DC Adapter	Dongguan Aohai Power Technology Co., Ltd.	A88-502000	Input: AC 100-240V, 50/60Hz, 0.35A; Output: DC 5V, 2A

The EUT was tested with following cables:

Interface(s)/Port(s):	Max. cable length, shielding	Cable classification
AC Mains of adapter	2 cores, non-shielded port, 3m	AC Power Input
Micro USB port	4 cores, non-shielded port, 3m	DC Power Input

4.4 Countermeasures to achieve EMC Compliance

The test sample which has been tested contained the noise suppression parts as described in the Constructional Data Form or the Technical Construction File. No additional measures were employed to achieve compliance.

4.5 Test Setup Diagram

Diagram of Measurement Configuration for Radiation Test

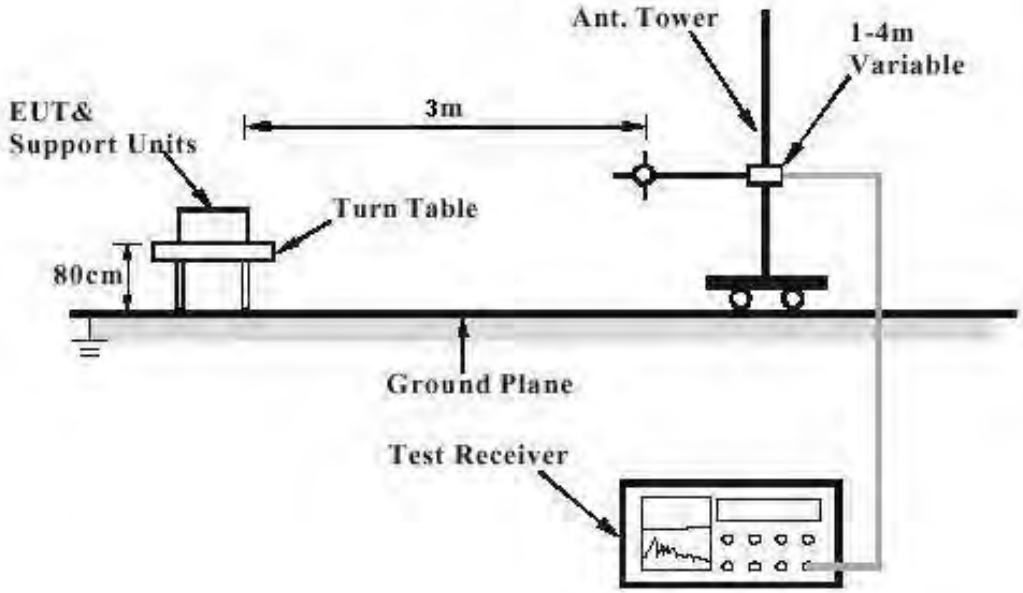

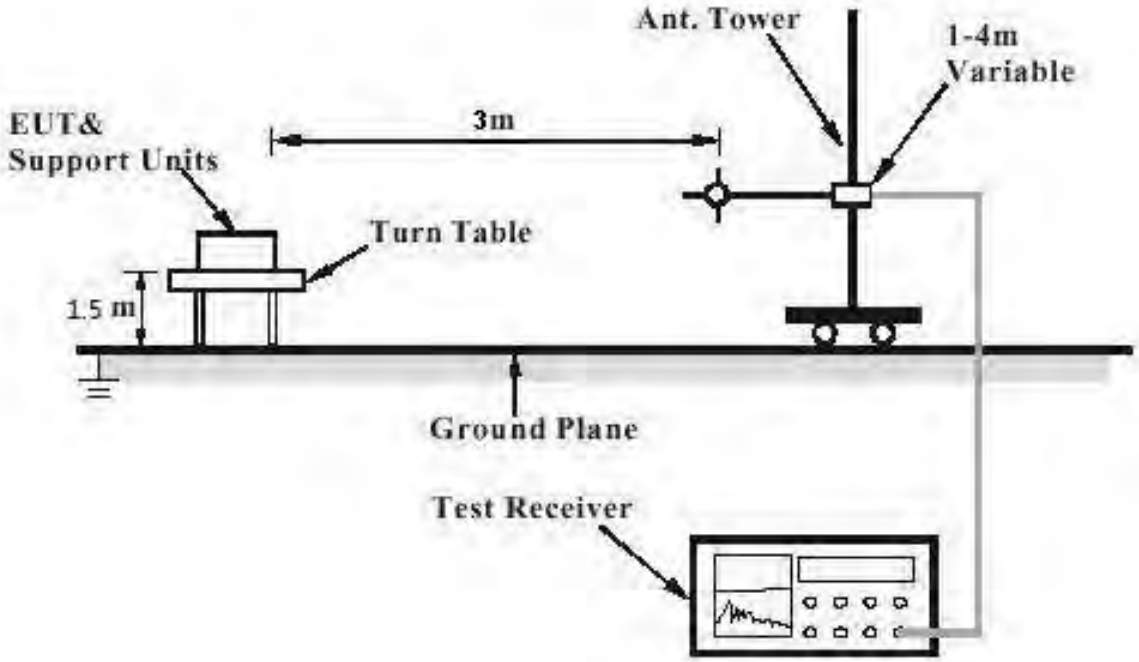

Diagram of Measurement Equipment Configuration for Conduction Measurement

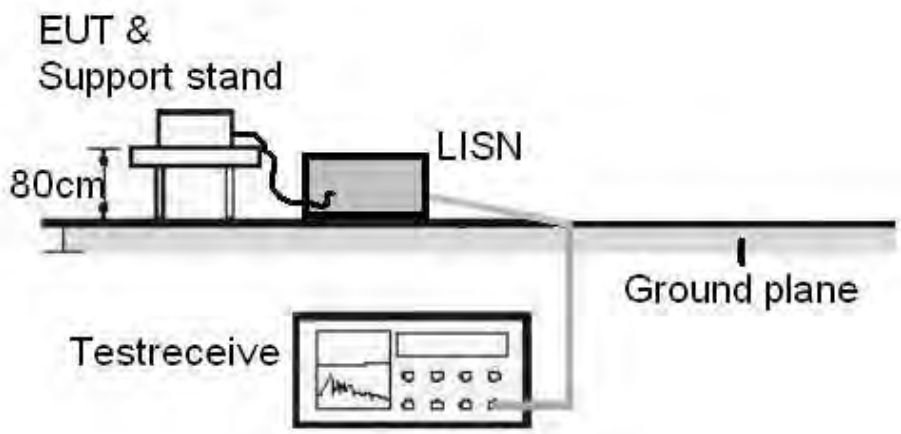

Diagram of Measurement Equipment Configuration for Transmitter Measurement

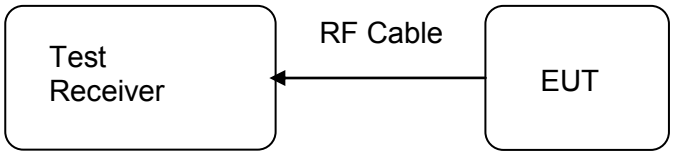

5. Test Results

5.1 Transmitter Requirement & Test Suites

5.1.1 Antenna Requirement

RESULT: **Pass**

Test standard	:	Part 15.203 RSS-Gen Clause 8.3
Limit		The use of antennas with directional gains that do not exceed 6dBi

According to the manufacturer declared, the EUT has an internal antenna, the directional gain of antenna is 1.32dBi, and the antenna connector is designed with permanent attachment and no consideration of replacement. Therefore the EUT is considered sufficient to comply with the provision.

5.1.2 Peak Output Power

RESULT: **Pass**

Test date	:	2016-05-24
Test standard	:	FCC Part 15.247(b)(1) FCC Part 15.247(b)(3) RSS-247 clause 5.4(2) RSS-247 clause 5.4(4)
Basic standard	:	ANSI C63.10: 2013 Clause 9.1 of KDB 558074 v03r01
Limit	:	125mW, 1W
Kind of test site	:	Shielded room

Test setup

Test Channel	:	Low/ Middle/ High
Operation Mode	:	A.1.a, A.2.a
Ambient temperature	:	25℃
Relative humidity	:	50%
Atmospheric pressure	:	101kPa

Table 7: Test result of Peak Output Power of Buletooth (BDR mode)

Channel	Channel Frequency (MHz)	Peak Output Power (dBm)	Limit (dBm)
Low Channel	2402	1.917	21
Middle Channel	2441	0.229	21
High Channel	2480	0.156	21

Table 8: Test result of Peak Output Power of Bluetooth (EDR mode)

Channel	Channel Frequency (MHz)	Peak Output Power (dBm)	Limit (dBm)
Low Channel	2402	2.359	21
Middle Channel	2441	0.883	21
High Channel	2480	0.771	21

Table 9: Test result of Peak Output Power of Bluetooth (Low Energy mode)

Channel	Channel Frequency (MHz)	Peak Output Power (dBm)	Limit (dBm)
Low Channel	2402	0.572	30
Middle Channel	2440	2.814	30
High Channel	2480	3.936	30

5.1.3 20dB Bandwidth and 99% Bandwidth

RESULT: **Pass**

Date of testing	:	2016-05-06
Test standard	:	FCC Part 15.247(a)(1) RSS-247 clause 5.1(2) RSS-Gen clause 6.6
Basic standard	:	ANSI C63.10: 2013 Clause 8 of KDB 558074 v03r01
Kind of test site	:	Shielded room

Test setup

Test Channel	:	Low/ Middle/ High
Operation Mode	:	A.1.a
Ambient temperature	:	25℃
Relative humidity	:	50%
Atmospheric pressure	:	101kPa

Table 10: Test result of 20dB and 99% Bandwidth of BDR mode

Channel	Channel Frequency (MHz)	20dB Bandwidth (MHz)	99% Bandwidth (MHz)
Low Channel	2402	0.9405	0.838
Mid Channel	2441	0.9340	0.829
High Channel	2480	0.9415	0.842

Table 11: Test result of 20dB and 99% Bandwidth of EDR mode

Channel	Channel Frequency (MHz)	20dB Bandwidth (MHz)	99% Bandwidth (MHz)
Low Channel	2402	1.430	1.314
Mid Channel	2441	1.424	1.302
High Channel	2480	1.426	1.300

5.1.4 6dB Bandwidth and 99% Bandwidth

RESULT: **Pass**

Date of testing	:	2016-05-24
Test standard	:	FCC Part 15.247(a)(2) RSS-247 clause 5.2(1) RSS-Gen clause 6.6
Basic standard	:	ANSI C63.10: 2013 Clause 8 of KDB 558074 v03r01
Kind of test site	:	Shielded room

Test setup

Test Channel	:	Low/ Middle/ High
Operation Mode	:	A.2.a
Ambient temperature	:	25℃
Relative humidity	:	50%
Atmospheric pressure	:	101kPa

Table 12: Test result of 6dB Bandwidth and 99% Bandwidth of Bluetooth, Low Energy mode

Channel	Channel Frequency (MHz)	6dB Bandwidth (MHz)	Limit of 6dB Bandwidth (MHz)	99% Bandwidth (MHz)
Low Channel	2402	0.7009	≥0.5	1.030
Mid Channel	2440	0.7013	≥0.5	1.030
High Channel	2480	0.7013	≥0.5	1.033

5.1.5 Conducted Spurious Emissions measured in 100kHz Bandwidth

RESULT: **Pass**

Date of testing	:	2016-05-24
Test standard	:	FCC part 15.247(d) RSS-247 clause 5.5
Basic standard	:	ANSI C63.10: 2013
Limit	:	20dB (below that in the 100kHz bandwidth within the band that contains the highest level of the desired power);
Kind of test site	:	Shield room

Test setup

Test Channel	:	Low/ Middle/ High
Operation mode	:	A.1.a, A.2.a
Ambient temperature	:	25℃
Relative humidity	:	50%
Atmospheric pressure	:	101kPa

For details refer to following test plot.

Test Plot of Conducted spurious emissions measured in 100kHz Bandwidth of BDR mode

Low Channel

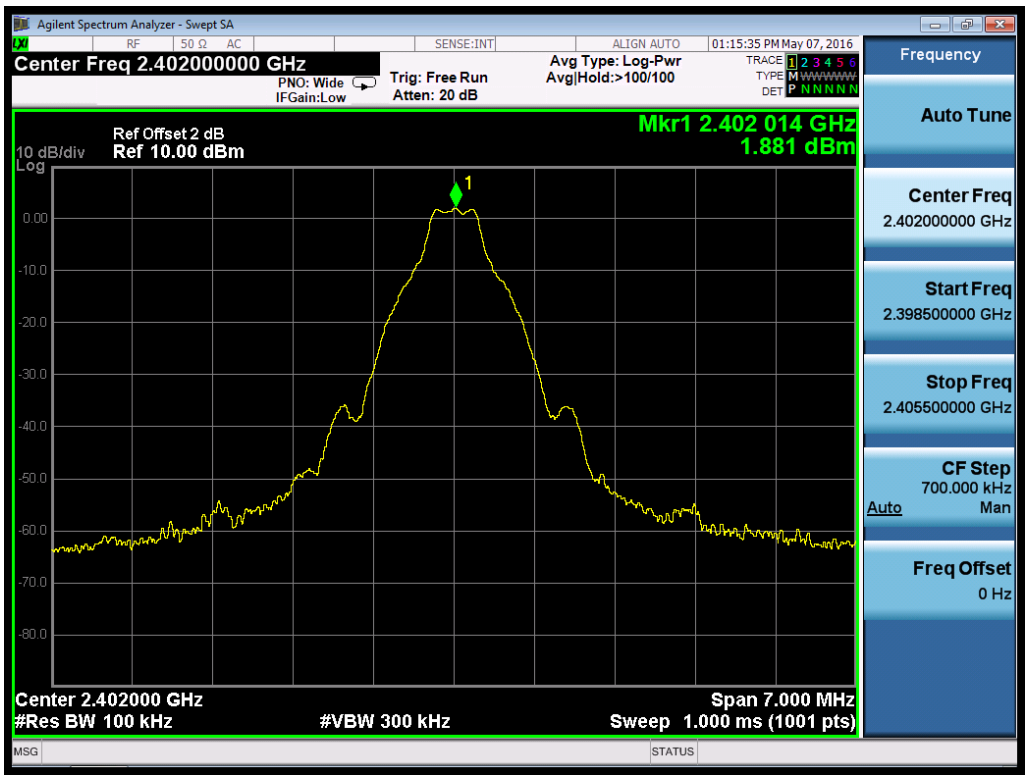

Middle Channel

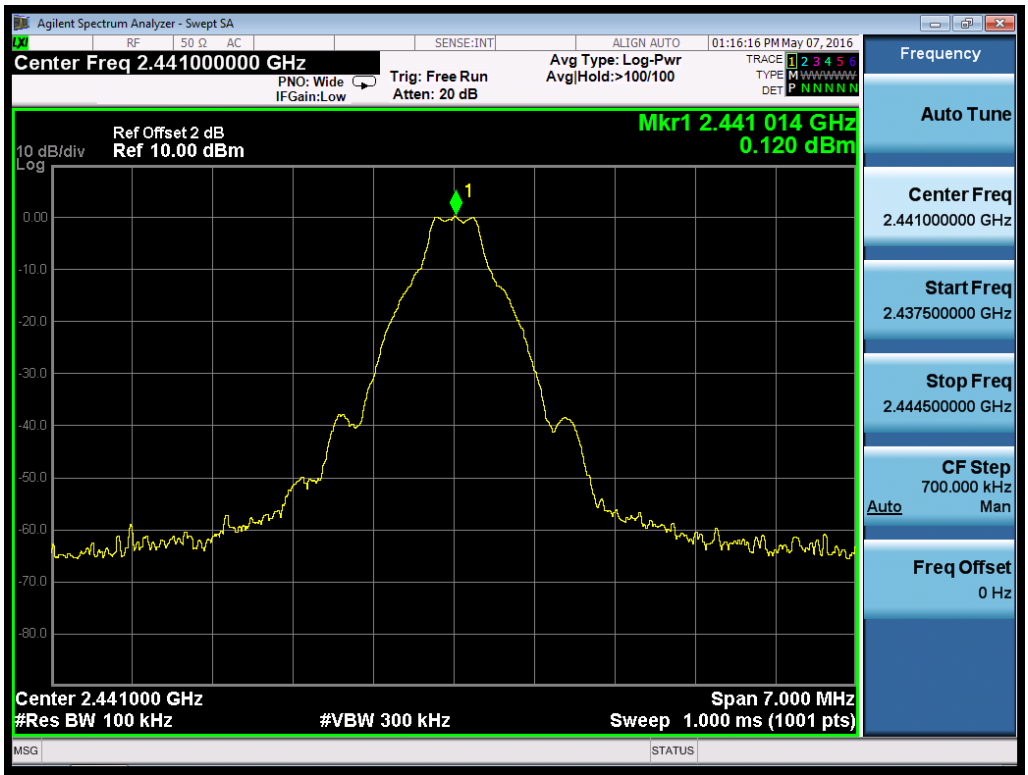

High Channel

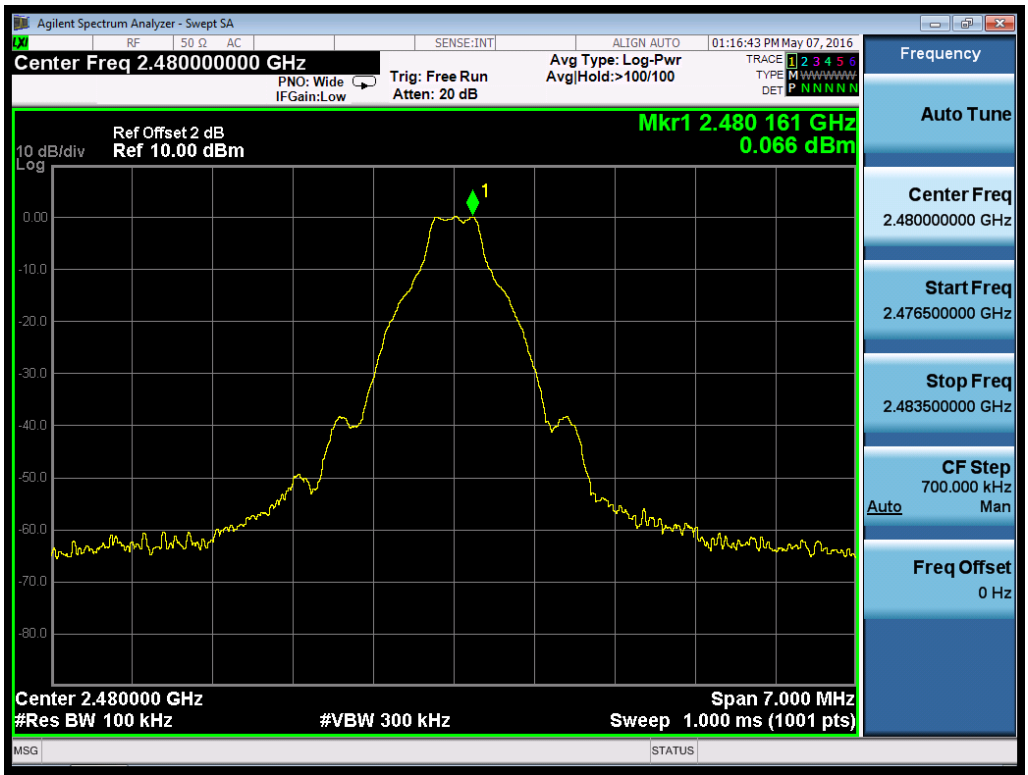

Band Edge

Agilent Spectrum Analyzer - Swept SA
Start Freq 2.390000000 GHz
PNO: Fast
IFGain:Low
Trig: Free Run
Atten: 20 dB
Avg Type: Log-Pwr
Avg|Hold:>100/100
01:22:39 PM May 07, 2016
Ref Offset 2 dB
10 dB/div
Ref 10.00 dBm
Mkr1 2.400 000 0 GHz
-57.422 dBm
Start 2.390000 GHz
#Res BW 100 kHz
#VBW 300 kHz
Stop 2.403000 GHz
Sweep 1.600 ms (8000 pts)
Frequency
Auto Tune
Center Freq
2.396500000 GHz
Start Freq
2.390000000 GHz
Stop Freq
2.403000000 GHz
CF Step
1.300000 MHz
Auto
Man
Freq Offset
0 Hz

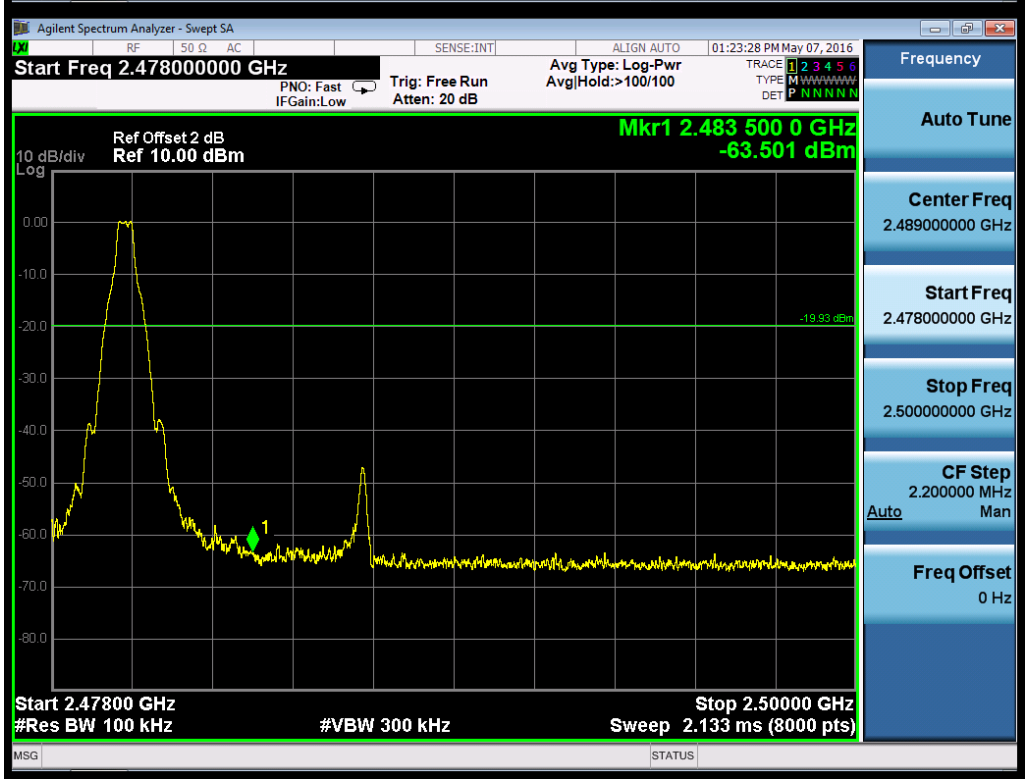
Agilent Spectrum Analyzer - Swept SA
Start Freq 2.478000000 GHz
PNO: Fast
IFGain:Low
Trig: Free Run
Atten: 20 dB
Avg Type: Log-Pwr
Avg|Hold:>100/100
01:23:28 PM May 07, 2016
Ref Offset 2 dB
10 dB/div
Ref 10.00 dBm
Mkr1 2.483 500 0 GHz
-63.501 dBm
Start 2.47800 GHz
#Res BW 100 kHz
#VBW 300 kHz
Stop 2.50000 GHz
Sweep 2.133 ms (8000 pts)
Frequency
Auto Tune
Center Freq
2.489000000 GHz
Start Freq
2.478000000 GHz
Stop Freq
2.500000000 GHz
CF Step
2.200000 MHz
Auto
Man
Freq Offset
0 Hz

Test Plot of Conducted spurious emissions measured in 100kHz Bandwidth of EDR mode

Low Channel

Middle Channel

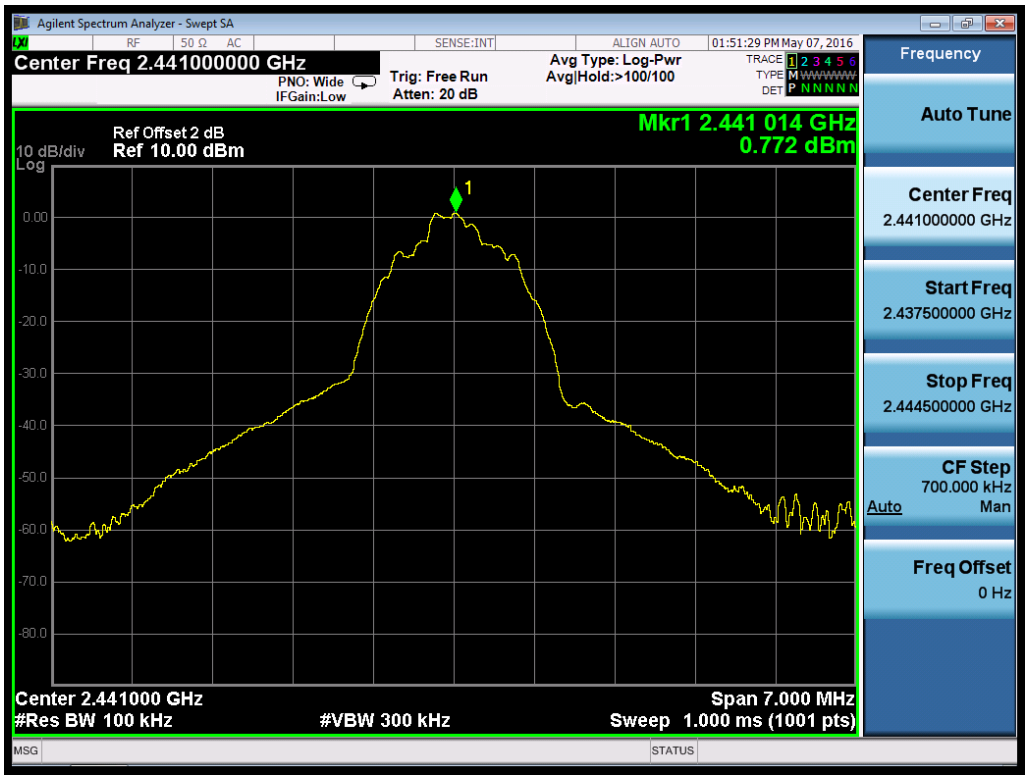

High Channel

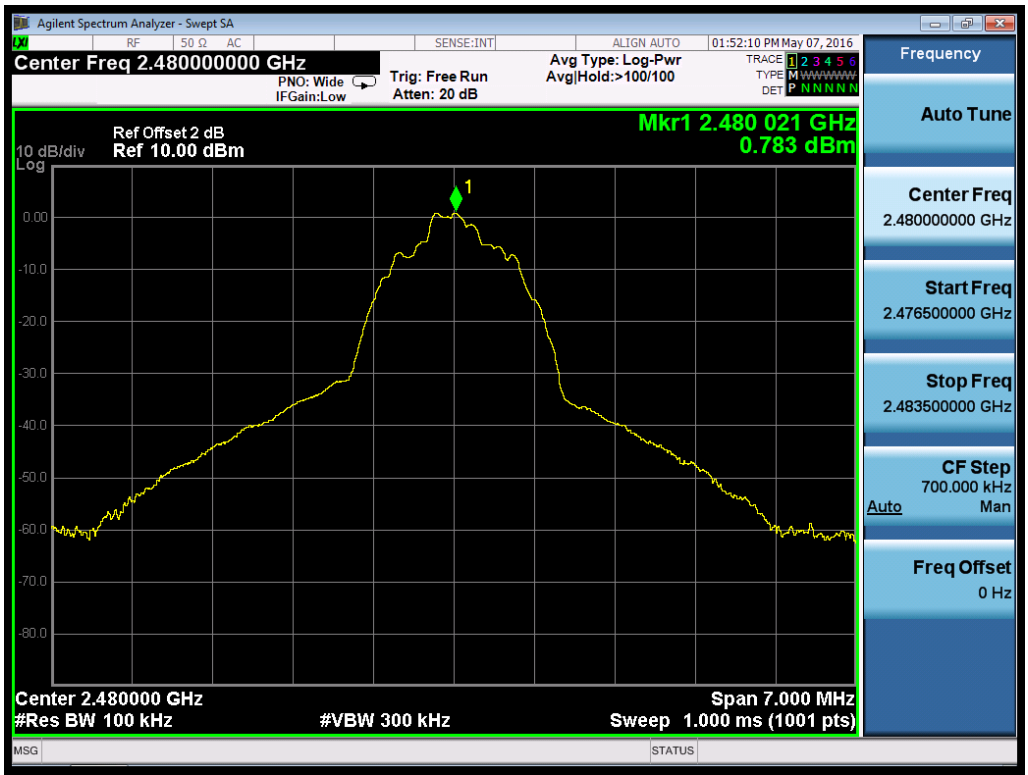

Band Edge

Agilent Spectrum Analyzer - Swept SA
Start Freq 2.390000000 GHz
PNO: Fast
IFGain:Low
Trig: Free Run
Atten: 20 dB
Avg Type: Log-Pwr
Avg|Hold:>100/100
01:57:37 PM May 07, 2016
Ref Offset 2 dB
10 dB/div
Ref 10.00 dBm
Log
Mkr1 2.400 000 0 GHz
-43.492 dBm
-17.68 dBm
Start 2.390000 GHz
#Res BW 100 kHz
#VBW 300 kHz
Stop 2.403000 GHz
Sweep 1.600 ms (8000 pts)
Frequency
Auto Tune
Center Freq
2.396500000 GHz
Start Freq
2.390000000 GHz
Stop Freq
2.403000000 GHz
CF Step
1.300000 MHz
Auto
Man
Freq Offset
0 Hz

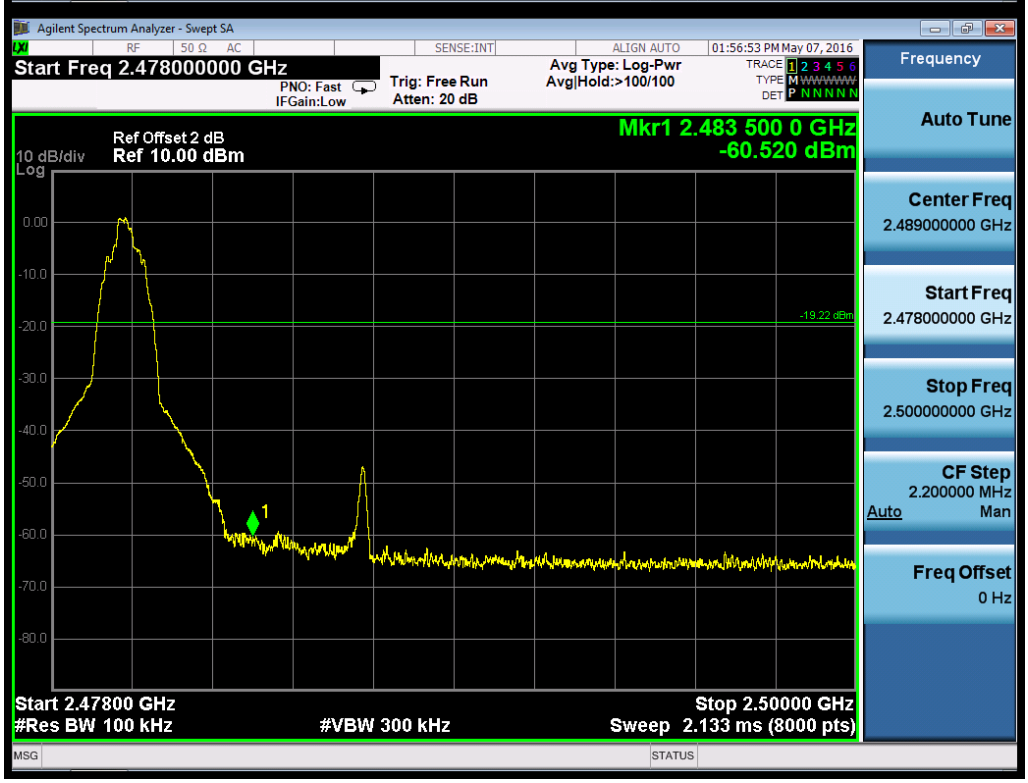
Agilent Spectrum Analyzer - Swept SA
Start Freq 2.478000000 GHz
PNO: Fast
IFGain:Low
Trig: Free Run
Atten: 20 dB
Avg Type: Log-Pwr
Avg|Hold:>100/100
01:56:53 PM May 07, 2016
Ref Offset 2 dB
10 dB/div
Ref 10.00 dBm
Log
Mkr1 2.483 500 0 GHz
-60.520 dBm
-19.22 dBm
Start 2.47800 GHz
#Res BW 100 kHz
#VBW 300 kHz
Stop 2.50000 GHz
Sweep 2.133 ms (8000 pts)
Frequency
Auto Tune
Center Freq
2.489000000 GHz
Start Freq
2.478000000 GHz
Stop Freq
2.500000000 GHz
CF Step
2.200000 MHz
Auto
Man
Freq Offset
0 Hz

Test Plot of Conducted spurious emissions measured in 100kHz Bandwidth of Low Energy mode

Low Channel

Middle Channel

High Channel

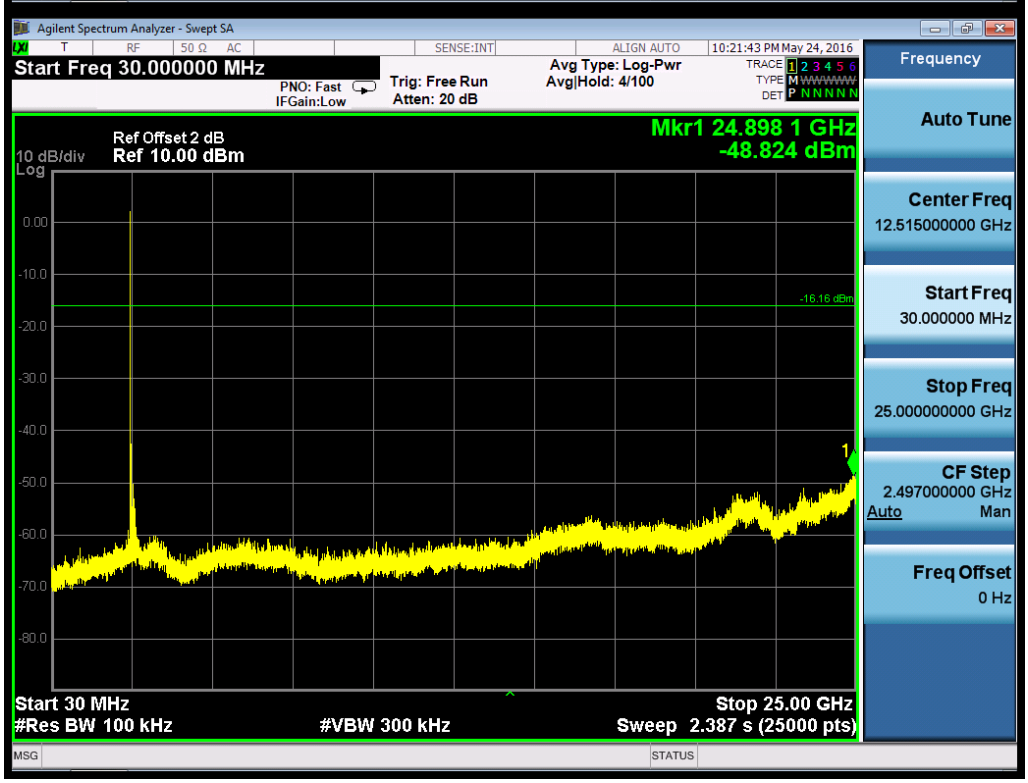

Band Edge

Agilent Spectrum Analyzer - Swept SA
Start Freq 2.390000000 GHz
PNO: Fast
IFGain:Low
Trig: Free Run
Atten: 20 dB
Avg Type: Log-Pwr
Avg|Hold:>100/100
10:15:30 PM May 24, 2016
Ref Offset 2 dB
10 dB/div
Ref 10.00 dBm
Log
Mkr1 2.400 000 GHz
-46.289 dBm
-19.79 dBm
Start 2.390000 GHz
#Res BW 100 kHz
#VBW 300 kHz
Stop 2.403000 GHz
Sweep 1.267 ms (1001 pts)
Frequency
Auto Tune
Center Freq
2.396500000 GHz
Start Freq
2.390000000 GHz
Stop Freq
2.403000000 GHz
CF Step
1.300000 MHz
Auto
Man
Freq Offset
0 Hz

Agilent Spectrum Analyzer - Swept SA
Start Freq 2.478000000 GHz
PNO: Fast
IFGain:Low
Trig: Free Run
Atten: 20 dB
Avg Type: Log-Pwr
Avg|Hold:>100/100
10:21:23 PM May 24, 2016
Ref Offset 2 dB
10 dB/div
Ref 10.00 dBm
Log
Mkr1 2.483 500 GHz
-52.972 dBm
-16.16 dBm
Start 2.47800 GHz
#Res BW 100 kHz
#VBW 300 kHz
Stop 2.50000 GHz
Sweep 2.133 ms (1001 pts)
Frequency
Auto Tune
Center Freq
2.489000000 GHz
Start Freq
2.478000000 GHz
Stop Freq
2.500000000 GHz
CF Step
2.200000 MHz
Auto
Man
Freq Offset
0 Hz

5.1.6 Power spectral density

RESULT: **Pass**

Date of testing	:	2016-05-24
Test standard	:	FCC part 15.247(e) RSS-247 clause 5.2(2)
Basic standard	:	ANSI C63.10: 2013 Clause 10 of KDB 558074 v03r01
Limit	:	8dBm/3kHz
Kind of test site	:	Shield room

Test setup

Test Channel	:	Low/ Middle/ High
Operation mode	:	A.2.a
Ambient temperature	:	25℃
Relative humidity	:	50%
Atmospheric pressure	:	101kPa

Table 13: Test result of power spectral density

Mode	Channel (MHz)	Result (dBm/3kHz)	Limit (dBm/3kHz)	Conclusion
Bluetooth LE mode	2402	-14.973	8	Pass
	2440	-12.338	8	Pass
	2480	-11.365	8	Pass

5.1.7 Spurious Emission

RESULT: **Pass**

Date of testing	:	2015-05-14
Test standard	:	FCC part 15.247(d) RSS-Gen
Basic standard	:	ANSI C63.10: 2013 Clause 11 of KDB 558074 v03r01
Limits	:	FCC part 15.209(a)
Kind of test site	:	3m Semi-Anechoic Chamber & Anechoic Chamber

Test setup

Test Channel	:	Low/ Middle/ High
Operation mode	:	A.1.a, A.2.a
Ambient temperature	:	24℃
Relative humidity	:	53%
Atmospheric pressure	:	101kPa

For details refer to following test plot.

Test Plot of 2402MHz-X of BDR mode

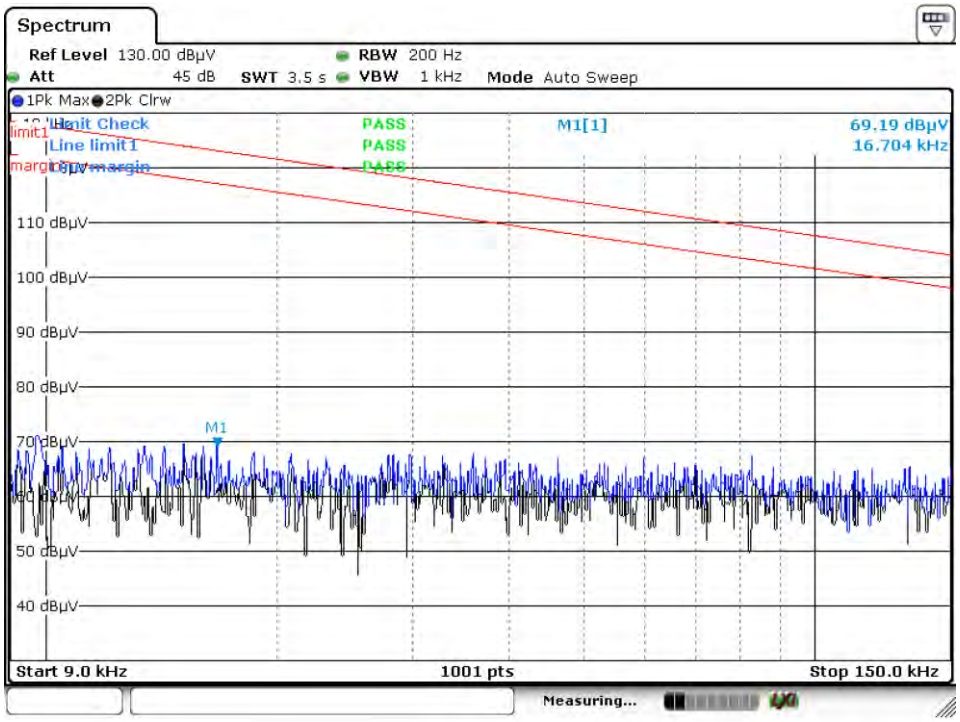

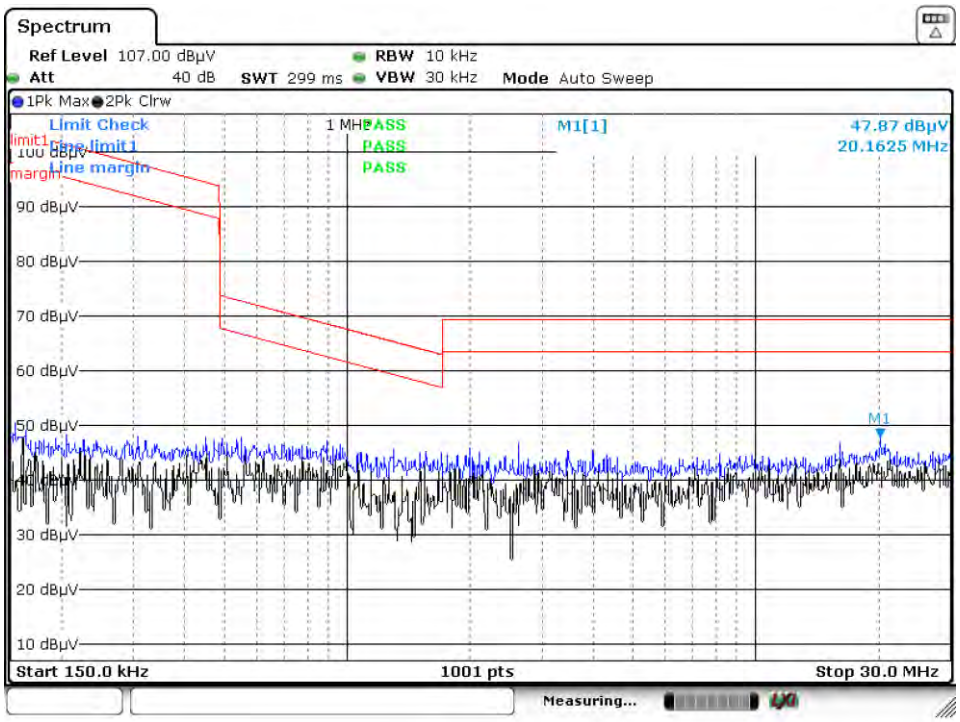

Test Plot of 2402MHz-Y of BDR mode

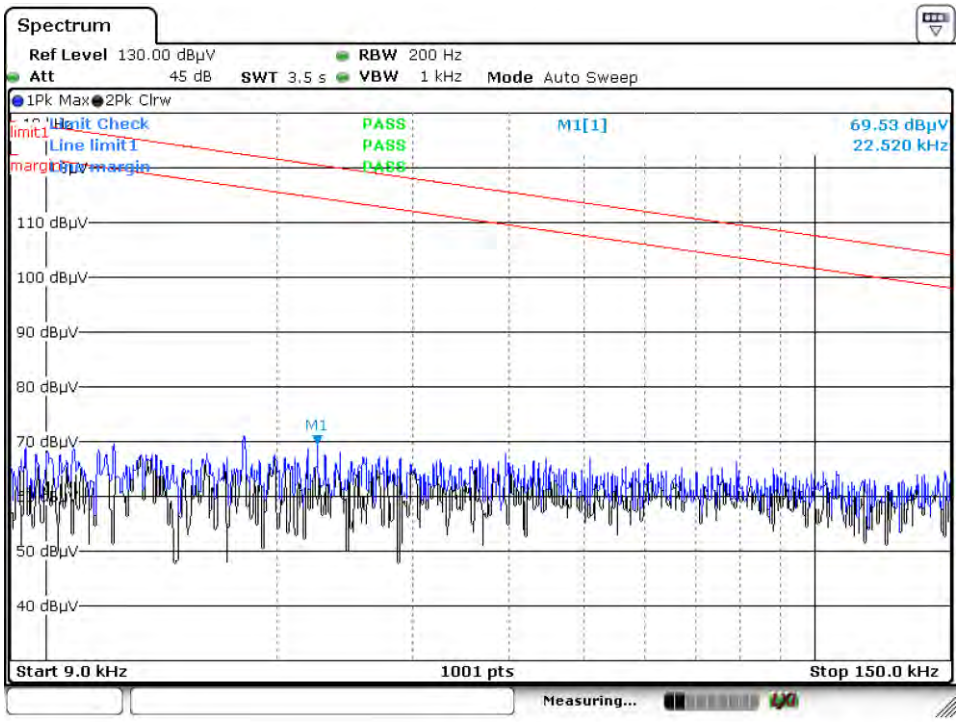

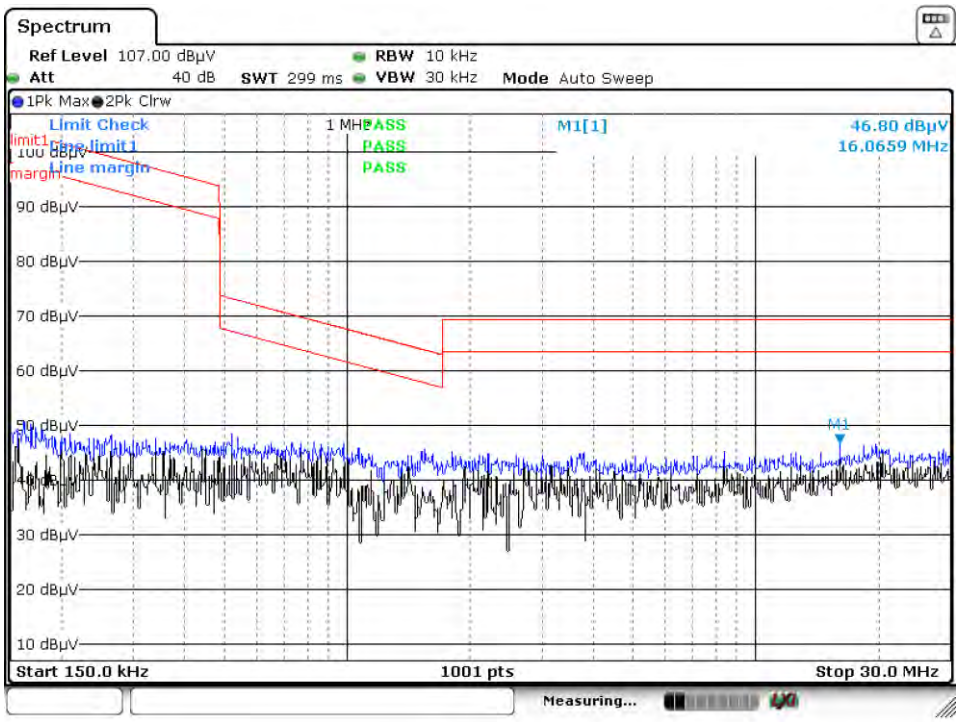

Test Plot of 2402MHz-Z of BDR mode

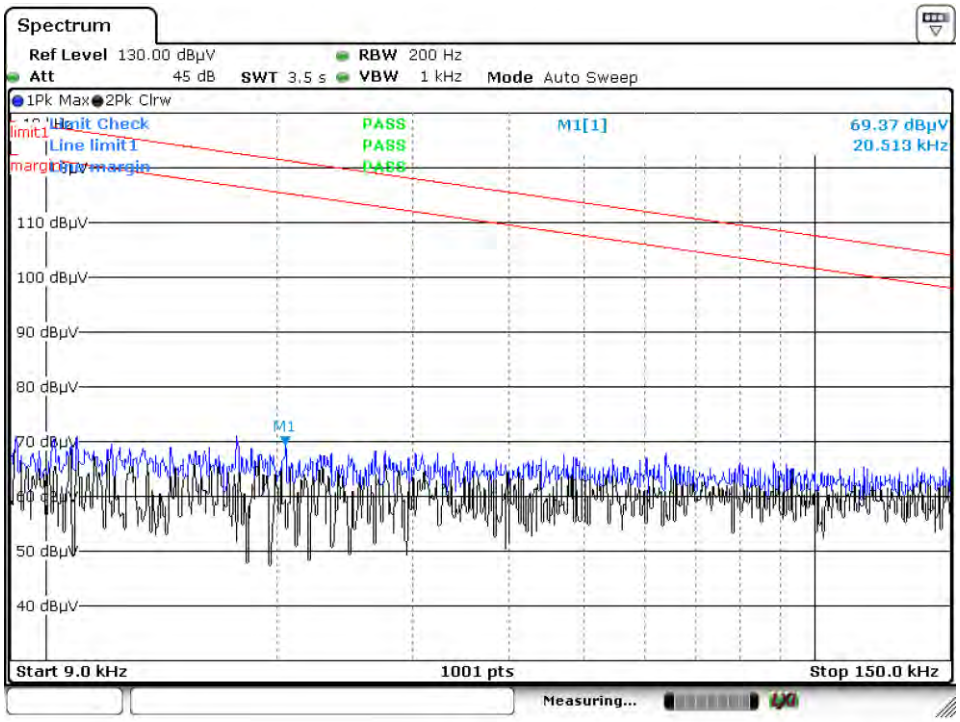

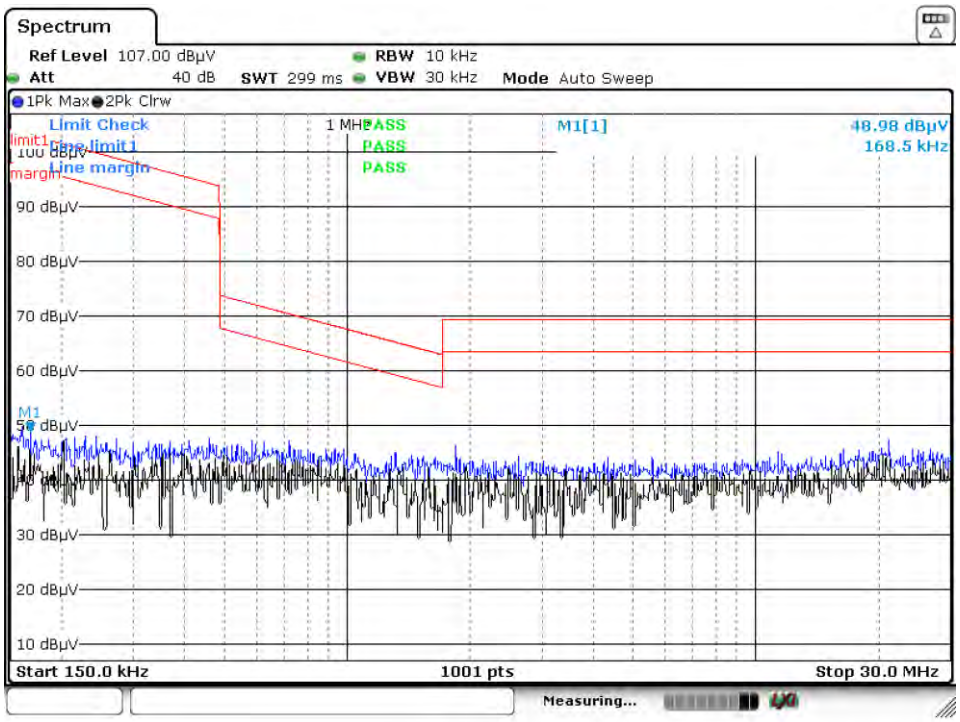

Test Plot of 2441MHz-X of BDR mode

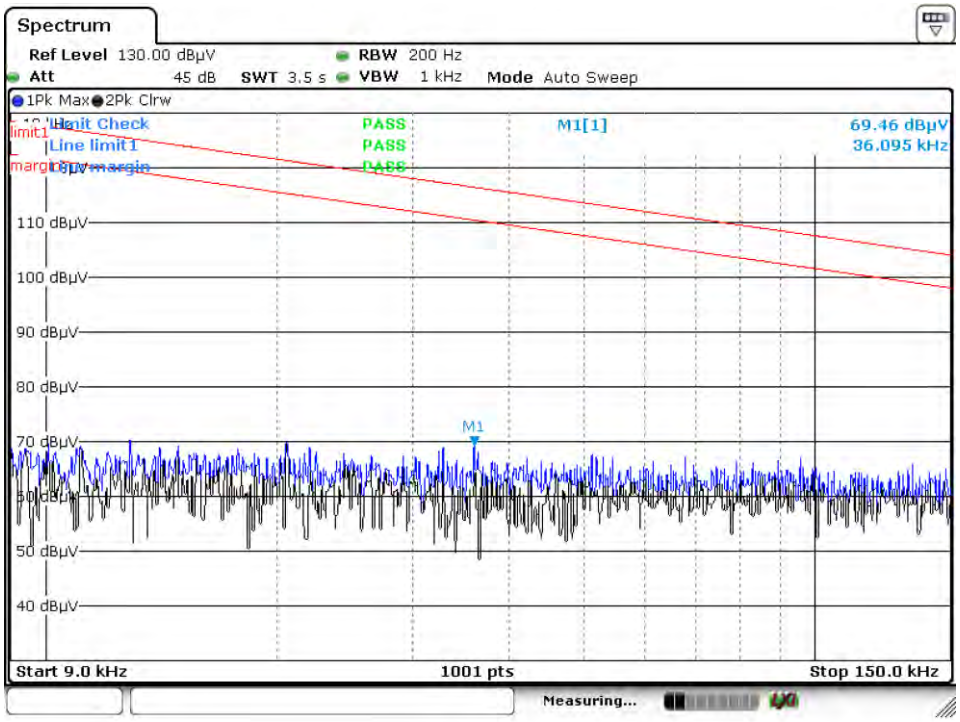

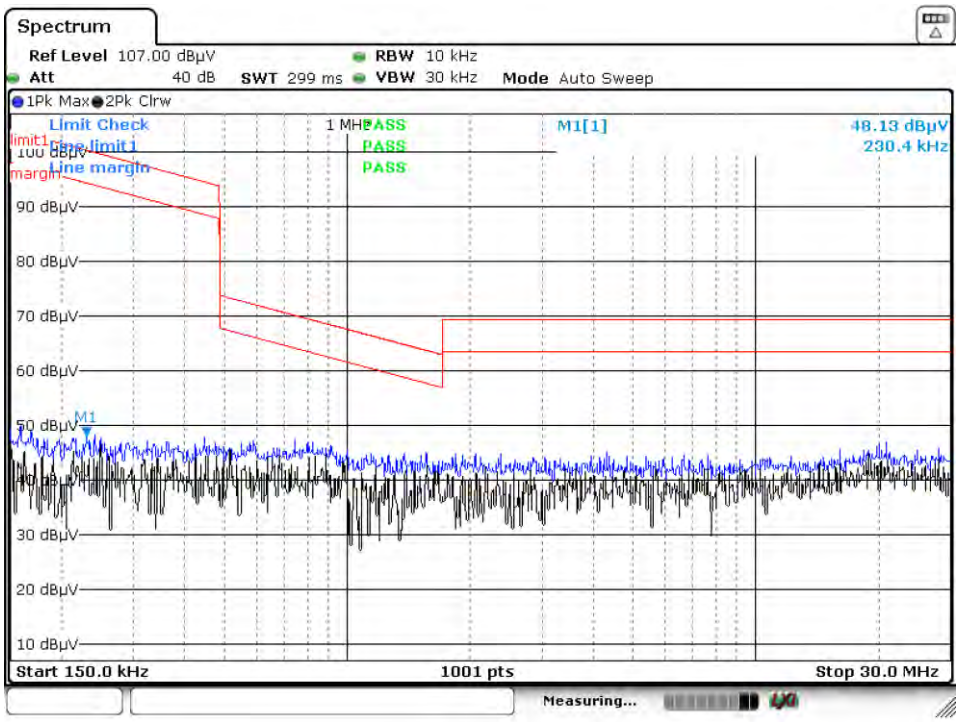

Test Plot of 2441MHz-Y of BDR mode

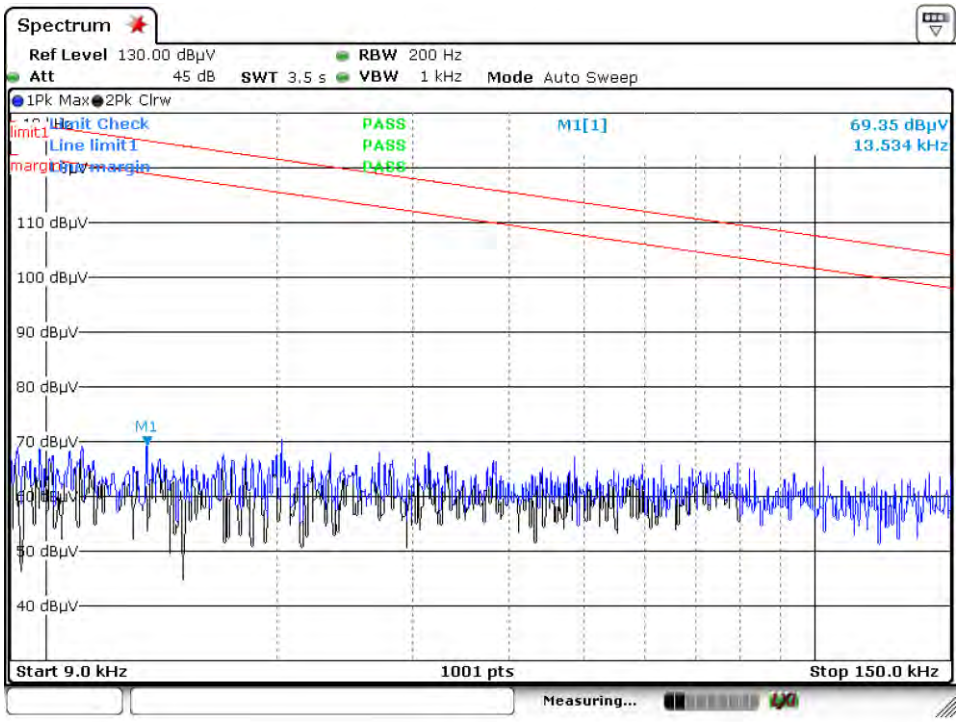

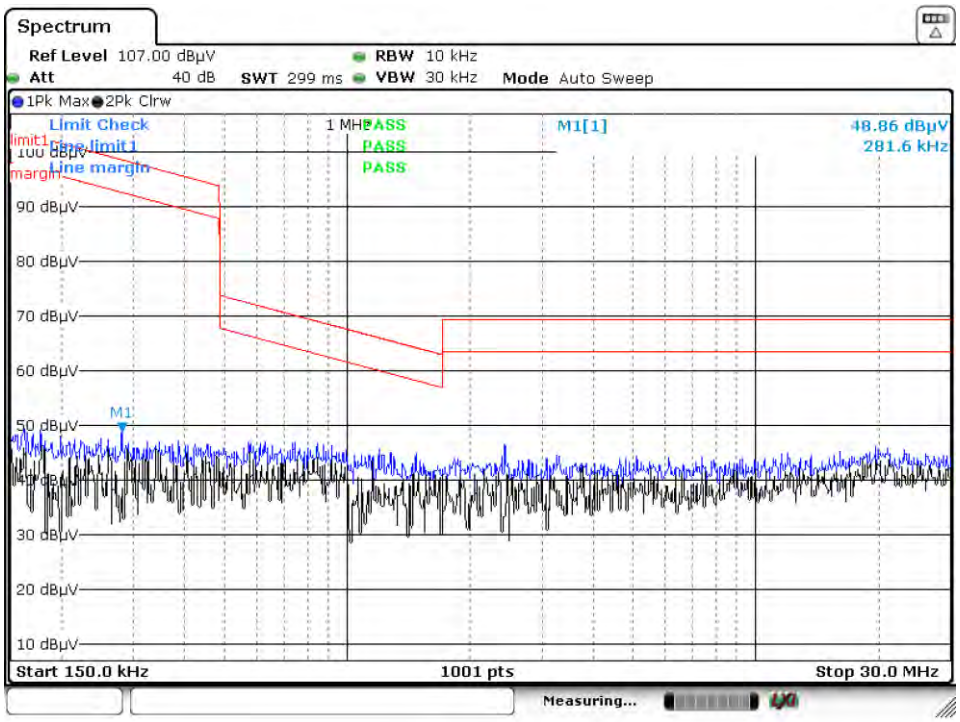

Test Plot of 2441MHz-Z of BDR mode

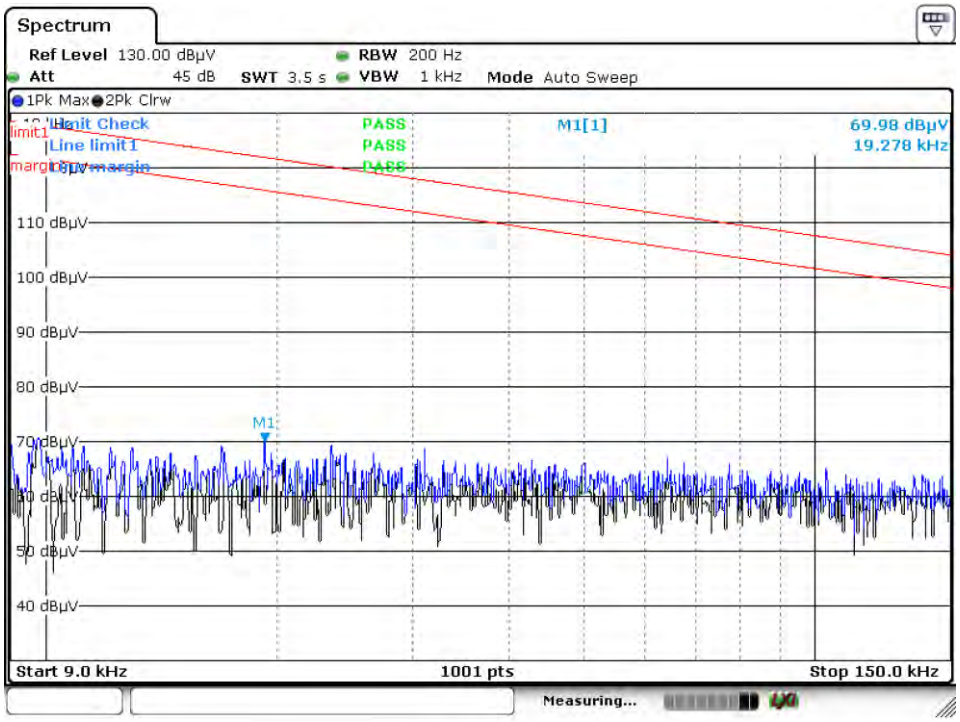

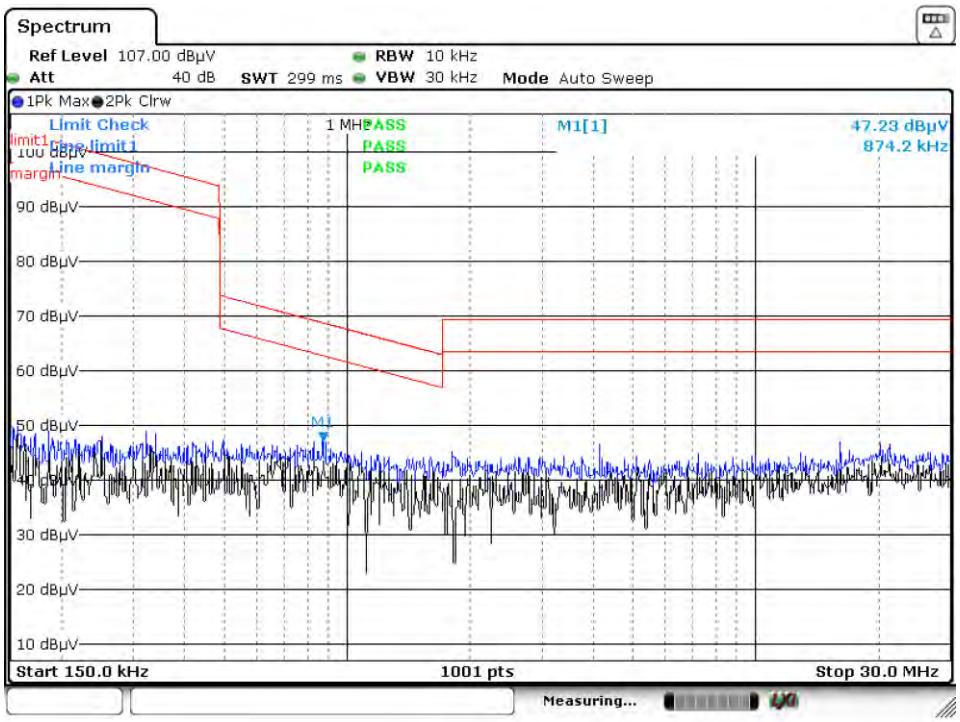

Test Plot of 2480MHz-X of BDR mode

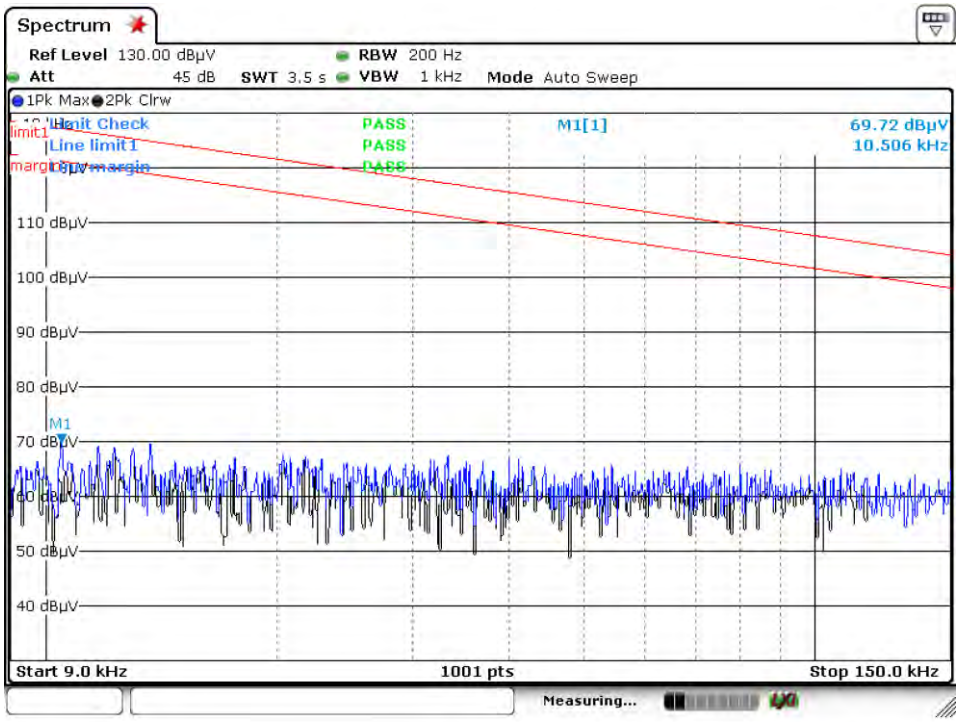

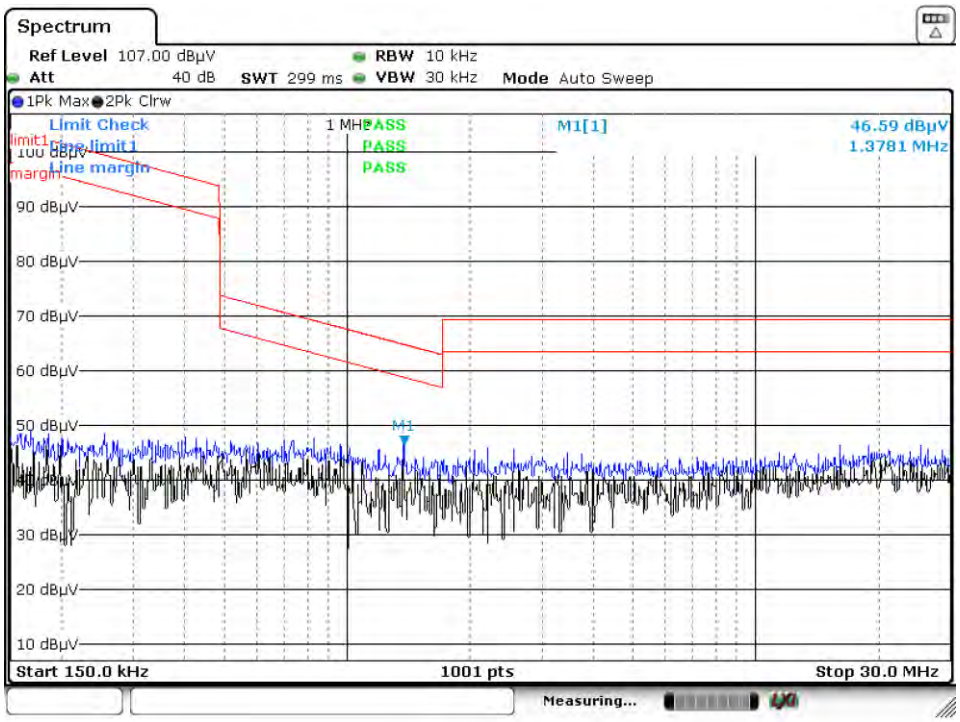

Test Plot of 2480MHz-Y of BDR mode

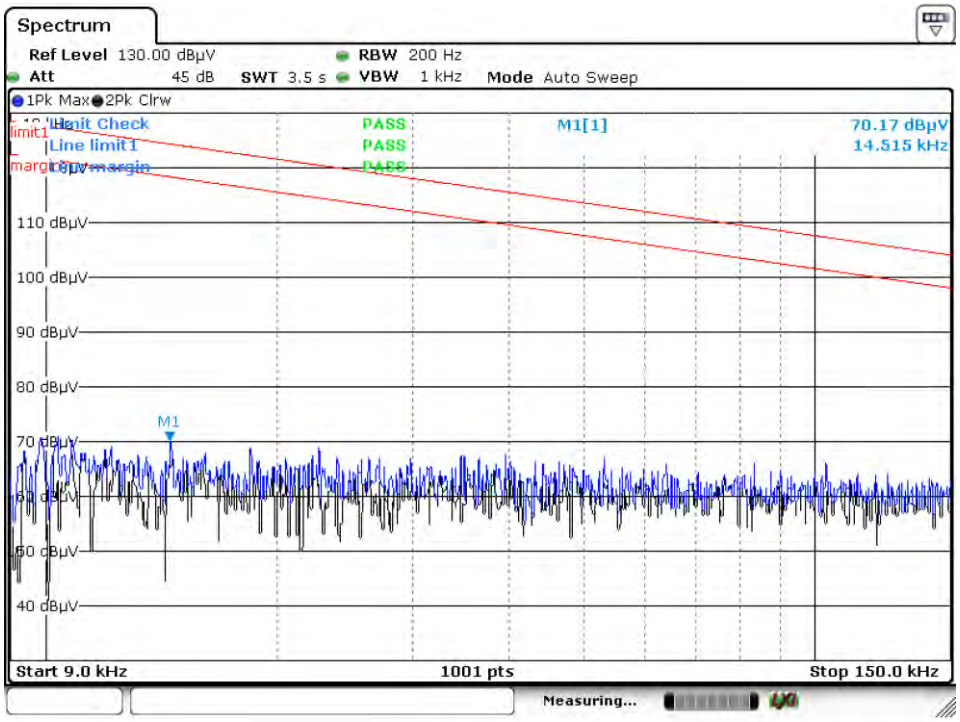

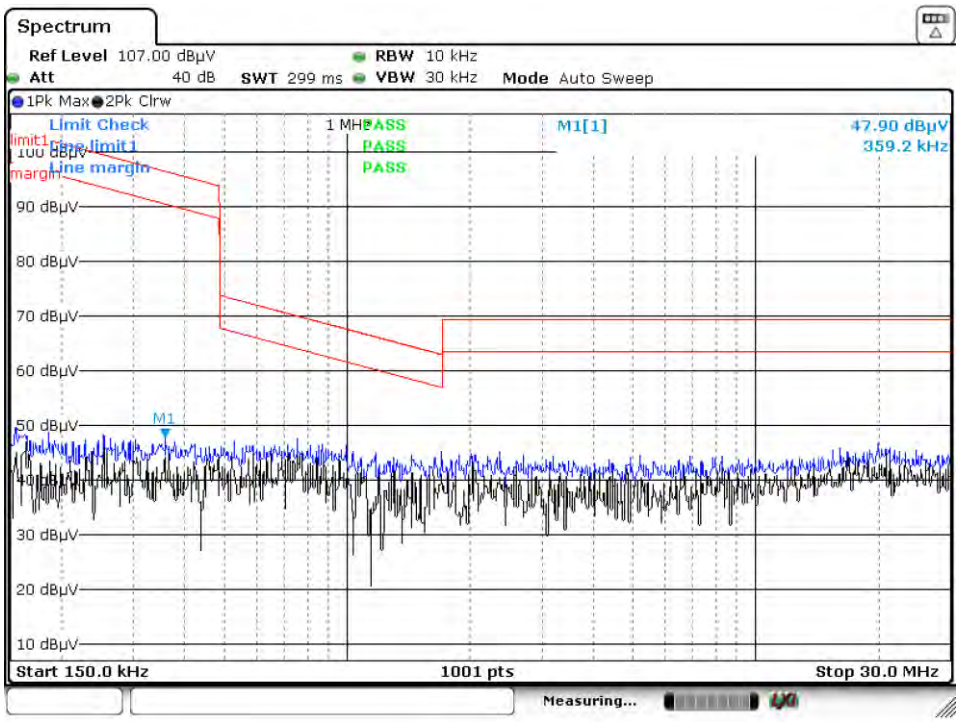

Test Plot of 2480MHz-Z of BDR mode

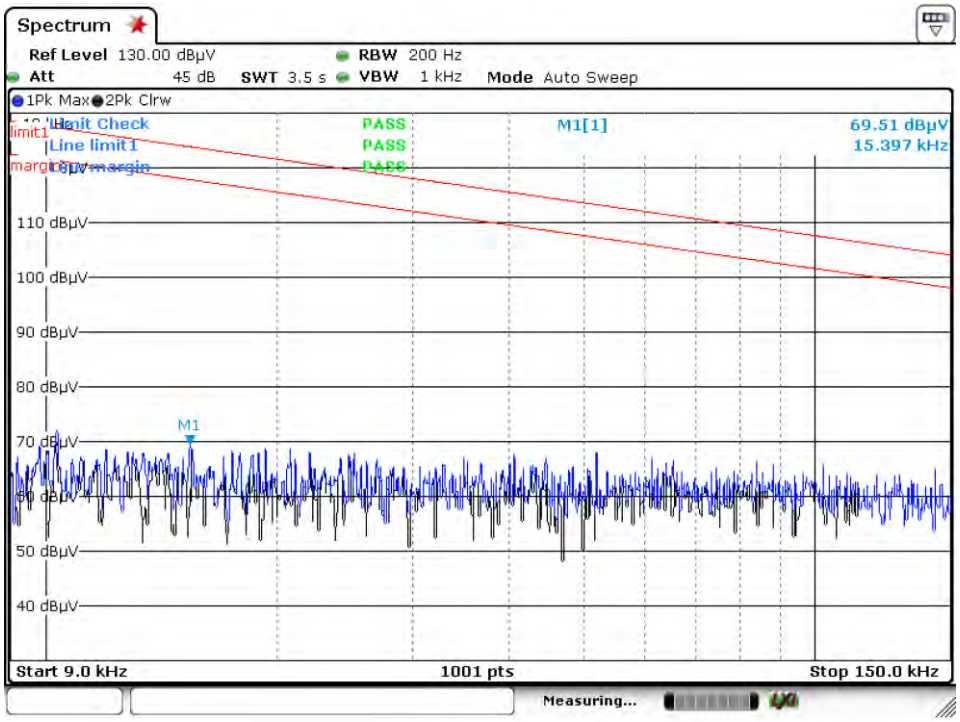

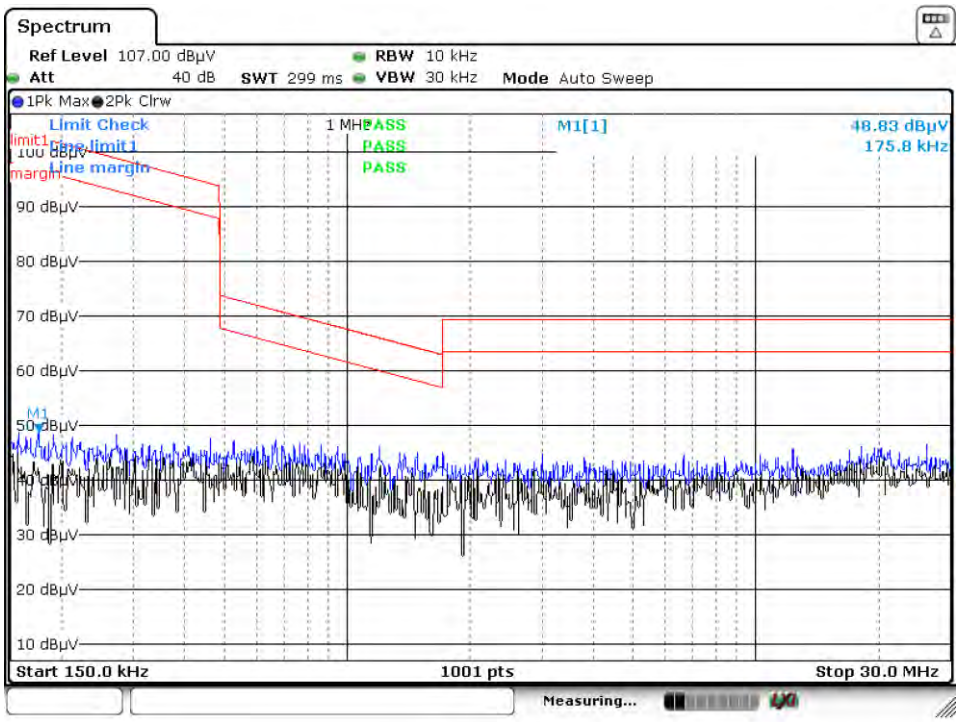

Shenzhen EMTEK Co., Ltd.
Bldg. 69, Majialong Industry Zone, Nanshan District, Shenzhen, Guangdong, 518052 P. R. China
www.emtek.com.cn Tel:+86-755-2695 4280 Fax:+86-755-2695 4282

EMTEK Access to the World

Radiated Emission Measurement

File :TUV Data :#249 Date: 16/05/12/

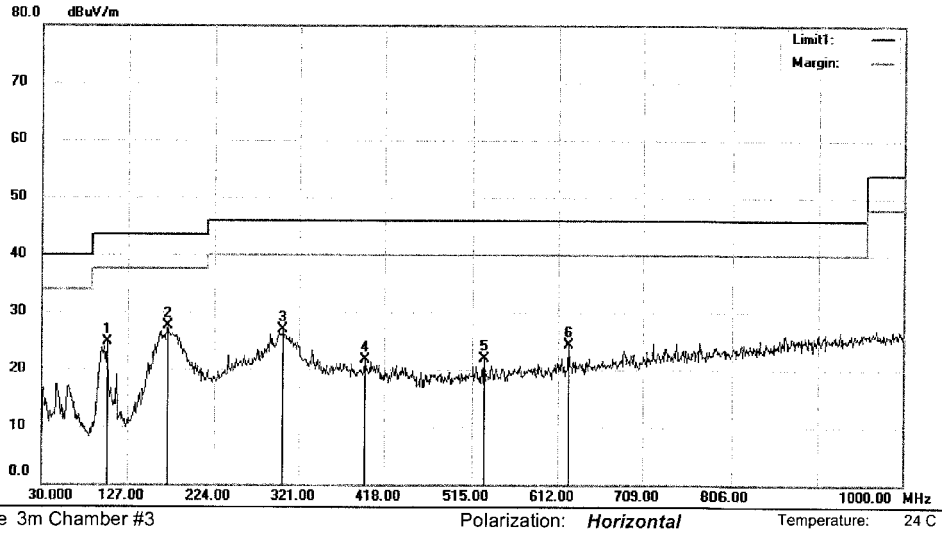

Site 3m Chamber #3 Polarization: *Horizontal* Temperature: 24 C
Limit: (RE)FCC PART 15 CLASS B Power: AC 120V/60Hz Humidity: 53 %
EUT: MID
M/N: NS-P08A7100
Mode:BT TX 3.0 LOW
Note:

No.	Mk.	Freq.	Reading Level	Correct Factor	Measure-ment	Limit	Over		Antenna Height	Table Degree	
		MHz	dBuV	dB	dBuV/m	dBuV/m	dB	Detector	cm	degree	Comment
1		103.7200	39.98	-15.30	24.68	43.50	-18.82	QP			
2	*	171.6200	44.65	-17.21	27.44	43.50	-16.06	QP			
3		302.5700	38.38	-11.57	26.81	46.00	-19.19	QP			
4		396.6600	31.17	-9.54	21.63	46.00	-24.37	QP			
5		528.5800	28.91	-7.00	21.91	46.00	-24.09	QP			
6		624.6100	29.76	-5.46	24.30	46.00	-21.70	QP			

*:Maximum data x:Over limit !:over margin Operator: KK

Shenzhen EMTEK Co., Ltd.
Bldg.69, Majialong Industry Zone, Nanshan District, Shenzhen, Guangdong, 518052 P.R. China
www.emtek.com.cn Tel:+86-755-2695 4280 Fax:+86-755-2695 4282

EMTEK Access to the World

Radiated Emission Measurement

File :TUV Data :#250 Date: 16/05/12/

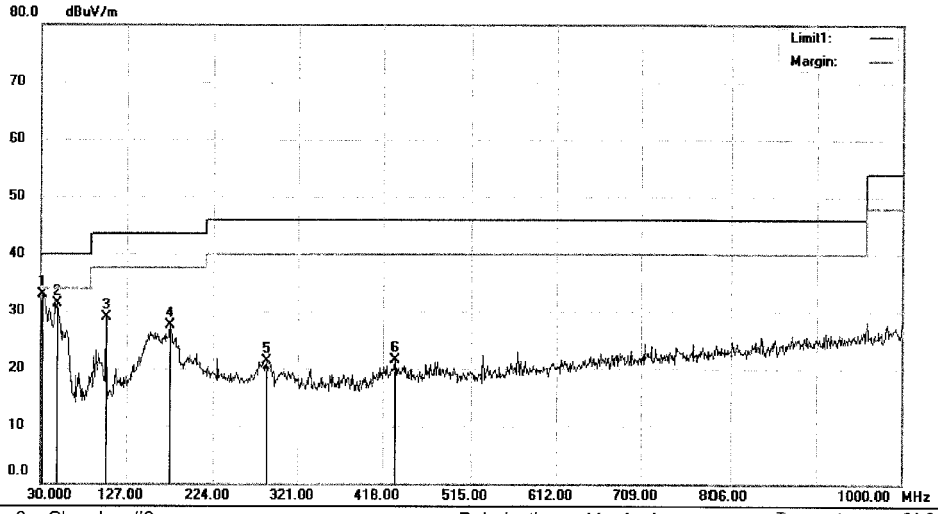

Site 3m Chamber #3 Polarization: *Vertical* Temperature: 24 C
Limit: (RE)FCC PART 15 CLASS B Power: AC 120V/60Hz Humidity: 53 %
EUT: MID
M/N: NS-P08A7100
Mode: BT TX 3.0 LOW
Note:

No.	Mk.	Freq.	Reading Level	Correct Factor	Measure-ment	Limit	Over		Antenna Height	Table Degree	
		MHz	dBuV	dB	dBuV/m	dBuV/m	dB	Detector	cm	degree	Comment
1	*	31.9400	50.24	-17.26	32.98	40.00	-7.02	QP			
2		48.4300	45.24	-13.90	31.34	40.00	-8.66	QP			
3		103.7200	44.26	-15.30	28.96	43.50	-14.54	QP			
4		175.5000	44.61	-17.18	27.43	43.50	-16.07	QP			
5		285.1100	33.44	-12.23	21.21	46.00	-24.79	QP			
6		431.5800	30.53	-8.96	21.57	46.00	-24.43	QP			

*:Maximum data x:Over limit !:over margin Operator: KK

Shenzhen EMTEK Co., Ltd.
Bldg.69, Majialong Industry Zone, Nanshan District, Shenzhen, Guangdong, 518052 P.R. China
www.emtek.com.cn Tel:+86-755-2695 4280 Fax:+86-755-2695 4282

EMTEK Access to the World

Radiated Emission Measurement

File :TUV Data :#247 Date: 16/05/12/

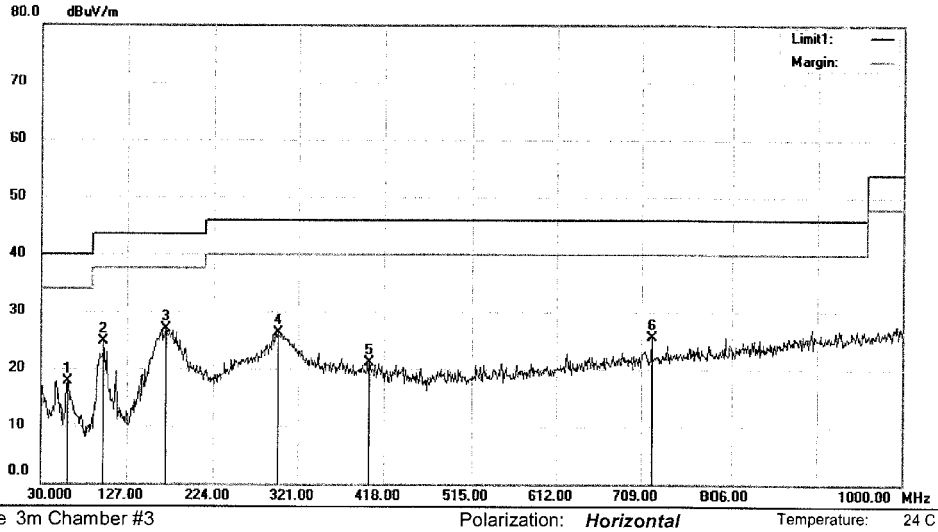

Site 3m Chamber #3 Polarization: ***Horizontal*** Temperature: 24 C
Limit: (RE)FCC PART 15 CLASS B Power: AC 120V/60Hz Humidity: 53 %
EUT: MID
M/N: NS-P08A7100
Mode: BT TX 3.0 MID
Note:

No.	Mk.	Freq.	Reading Level	Correct Factor	Measure-ment	Limit	Over		Antenna Height	Table Degree	
		MHz	dBuV	dB	dBuV/m	dBuV/m	dB	Detector	cm	degree	Comment
1		60.0700	33.46	-15.72	17.74	40.00	-22.26	QP			
2		100.8100	40.06	-15.27	24.79	43.50	-18.71	QP			
3	*	169.6800	44.15	-17.26	26.89	43.50	-16.61	QP			
4		297.7200	38.00	-11.69	26.31	46.00	-19.69	QP			
5		401.5100	30.56	-9.41	21.15	46.00	-24.85	QP			
6		720.6400	29.41	-3.95	25.46	46.00	-20.54	QP			

*:Maximum data x:Over limit !:over margin Operator: KK

File :TUV\Data :#247 *Page: 1*

Shenzhen EMTEK Co., Ltd.
Bldg. 69, Majialong Industry Zone, Nanshan District, Shenzhen, Guangdong, 518052 P.R. China
www.emtek.com.cn Tel:+86-755-2695 4280 Fax:+86-755-2695 4282

EMTEK Access to the World

Radiated Emission Measurement

File :TUV Data :#248 Date: 16/05/12/

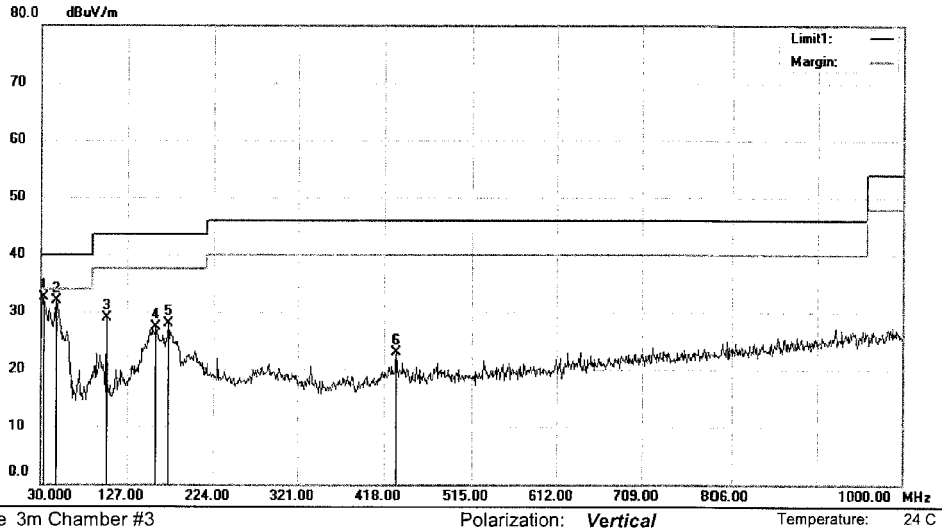

Site 3m Chamber #3 Polarization: *Vertical* Temperature: 24 C
Limit: (RE)FCC PART 15 CLASS B Power: AC 120V/60Hz Humidity: 53 %
EUT: MID
M/N: NS-P08A7100
Mode:BT TX 3.0 MID
Note:

No.	Mk.	Freq.	Reading Level	Correct Factor	Measure-ment	Limit	Over		Antenna Height	Table Degree	
		MHz	dBuV	dB	dBuV/m	dBuV/m	dB	Detector	cm	degree	Comment
1	*	32.9100	49.64	-17.14	32.50	40.00	-7.50	QP			
2		47.4600	45.64	-13.83	31.81	40.00	-8.19	QP			
3		103.7200	44.21	-15.30	28.91	43.50	-14.59	QP			
4		159.0100	45.70	-18.43	27.27	43.50	-16.23	QP			
5		172.5900	45.03	-17.21	27.82	43.50	-15.68	QP			
6		431.5800	31.94	-8.96	22.98	46.00	-23.02	QP			

*:Maximum data x:Over limit !:over margin Operator: KK

Shenzhen EMTEK Co., Ltd.
Bldg. 69, Majialong Industry Zone, Nanshan District, Shenzhen, Guangdong, 518052 P. R. China
www.emtek.com.cn Tel:+86-755-2695 4280 Fax:+86-755-2695 4282

EMTEK Access to the World

Radiated Emission Measurement

File :TUV Data :#245 Date: 16/05/12/

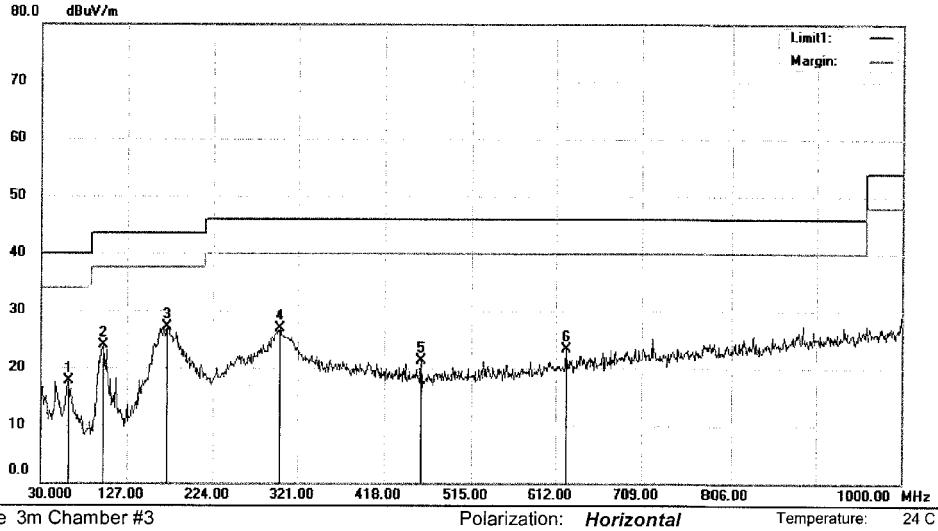

Site 3m Chamber #3 Polarization: ***Horizontal*** Temperature: 24 C
Limit: (RE)FCC PART 15 CLASS B Power: AC 120V/60Hz Humidity: 53 %
EUT: MID
M/N: NS-P08A7100
Mode:BT TX 3.0 HIGH
Note:

No.	Mk.	Freq.	Reading Level	Correct Factor	Measure-ment	Limit	Over		Antenna Height	Table Degree	
		MHz	dBuV	dB	dBuV/m	dBuV/m	dB	Detector	cm	degree	Comment
1		61.0400	33.64	-15.88	17.76	40.00	-22.24	QP			
2		100.8100	39.16	-15.27	23.89	43.50	-19.61	QP			
3	*	171.6200	44.32	-17.21	27.11	43.50	-16.39	QP			
4		300.6300	38.48	-11.59	26.89	46.00	-19.11	QP			
5		458.7400	30.20	-8.90	21.30	46.00	-24.70	QP			
6		624.6100	28.75	-5.46	23.29	46.00	-22.71	QP			

*:Maximum data x:Over limit !:over margin Operator: KK

File :TUV\Data :#245 *Page: 1*

Shenzhen EMTEK Co., Ltd.
Bldg. 69, Majialong Industry Zone, Nanshan District, Shenzhen, Guangdong, 518052 P.R. China
www.emtek.com.cn Tel:+86-755-2695 4280 Fax:+86-755-2695 4282

EMTEK
Access to the World

Radiated Emission Measurement

File :TUV Data :#246 Date: 16/05/12/

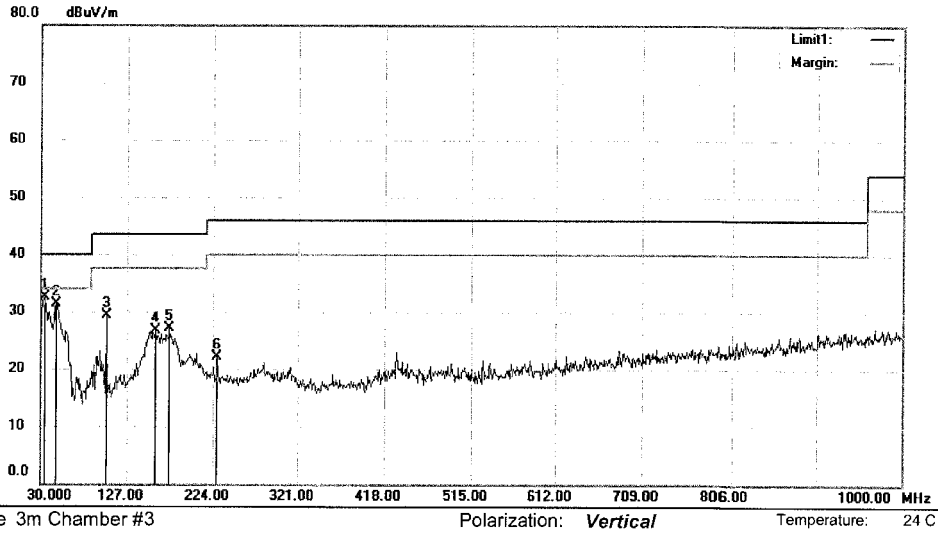

Site 3m Chamber #3 Polarization: *Vertical* Temperature: 24 C
Limit: (RE)FCC PART 15 CLASS B Power: AC 120V/60Hz Humidity: 53 %
EUT: MID
M/N: NS-P08A7100
Mode: BT TX 3.0 HIGH
Note:

No.	Mk.	Freq.	Reading Level	Correct Factor	Measure-ment	Limit	Over		Antenna Height	Table Degree	
		MHz	dBuV	dB	dBuV/m	dBuV/m	dB	Detector	cm	degree	Comment
1	*	33.8800	49.45	-17.01	32.44	40.00	-7.56	QP			
2		47.4600	45.12	-13.83	31.29	40.00	-8.71	QP			
3		103.7200	44.58	-15.30	29.28	43.50	-14.22	QP			
4		159.0100	45.21	-18.43	26.78	43.50	-16.72	QP			
5		174.5300	44.24	-17.20	27.04	43.50	-16.46	QP			
6		228.8500	36.36	-14.25	22.11	46.00	-23.89	QP			

*:Maximum data x:Over limit !:over margin Operator: KK

File :TUV\Data :#246 *Page: 1*

Shenzhen EMTEK Co., Ltd.
Bldg.69, Majialong Industry Zone, Nanshan District, Shenzhen, Guangdong, 518052 P.R. China
www.emtek.com.cn Tel:+86-755-2695 4280 Fax:+86-755-2695 4282

EMTEK Access to the World

Radiated Emission Measurement

File :TUV Data :#361 Date: 2016/05/13

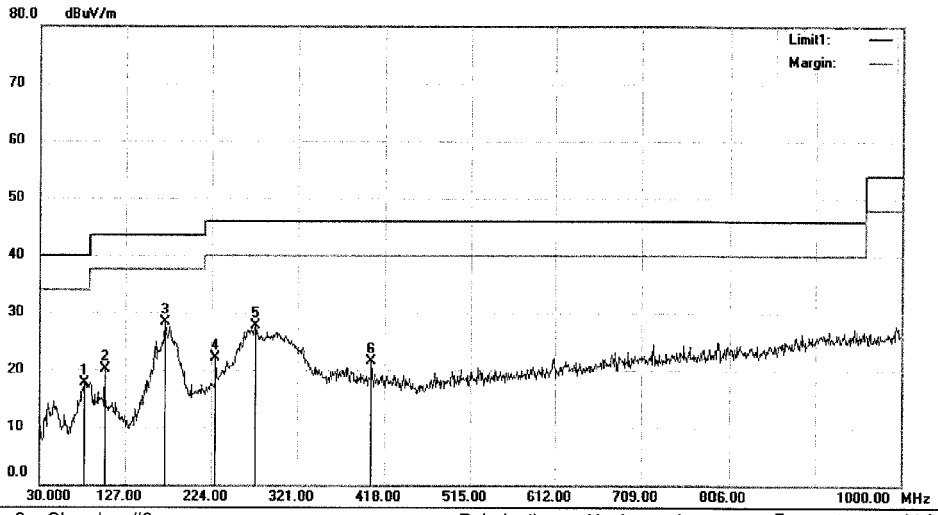

Site 3m Chamber #3 Polarization: ***Horizontal*** Temperature: 24 C
Limit: (RE)FCC PART 15 CLASS B Power: AC 120V/60Hz Humidity: 53 %
EUT: MID
M/N: NS-P08A7100
Mode:BT 3.0 TX LOW
Note:

No.	Mk.	Freq.	Reading Level	Correct Factor	Measure-ment	Limit	Over		Antenna Height	Table Degree	
		MHz	dBuV	dB	dBuV/m	dBuV/m	dB	Detector	cm	degree	Comment
1		80.4400	37.90	-20.19	17.71	40.00	-22.29	QP			
2		103.7200	35.35	-15.30	20.05	43.50	-23.45	QP			
3	*	171.6200	45.49	-17.21	28.28	43.50	-15.22	QP			
4		228.8500	36.37	-14.25	22.12	46.00	-23.88	QP			
5		273.4700	40.34	-12.63	27.71	46.00	-18.29	QP			
6		403.4500	30.86	-9.41	21.45	46.00	-24.55	QP			

*:Maximum data x:Over limit !:over margin Operator: KK

Shenzhen EMTEK Co., Ltd.
Bldg. 69, Majialong Industry Zone, Nanshan District, Shenzhen, Guangdong, 518052 P.R. China
www.emtek.com.cn Tel:+86-755-2695 4280 Fax:+86-755-2695 4282

EMTEK
Access to the World

Radiated Emission Measurement

File :TUV Data :#360 Date: 2016/05/13

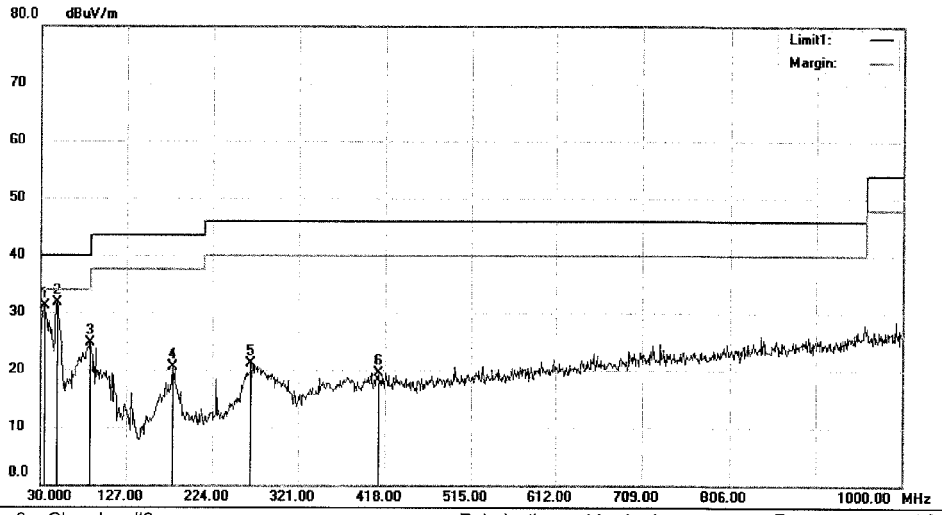

Site 3m Chamber #3 Polarization: ***Vertical*** Temperature: 24 C
Limit: (RE)FCC PART 15 CLASS B Power: AC 120V/60Hz Humidity: 53 %
EUT: MID
M/N: NS-P08A7100
Mode: BT 3.0 TX LOW
Note:

No.	Mk.	Freq.	Reading Level	Correct Factor	Measure-ment	Limit	Over		Antenna Height	Table Degree	
		MHz	dBuV	dB	dBuV/m	dBuV/m	dB	Detector	cm	degree	Comment
1		33.8800	48.08	-17.01	31.07	40.00	-8.93	QP			
2	*	48.4300	45.58	-13.90	31.68	40.00	-8.32	QP			
3		86.2600	43.21	-18.47	24.74	40.00	-15.26	QP			
4		179.3800	37.66	-17.17	20.49	43.50	-23.01	QP			
5		267.6500	33.99	-12.79	21.20	46.00	-24.80	QP			
6		410.2400	28.84	-9.39	19.45	46.00	-26.55	QP			

*:Maximum data x:Over limit !:over margin Operator: KK

File :TUV\Data :#360 *Page: 1*

Shenzhen EMTEK Co., Ltd.
Bldg.69, Majialong Industry Zone, Nanshan District, Shenzhen, Guangdong, 518052 P.R. China
www.emtek.com.cn Tel:+86-755-2695 4280 Fax:+86-755-2695 4282

EMTEK Access to the World

Radiated Emission Measurement

File :TUV Data :#359 Date: 2016/05/13

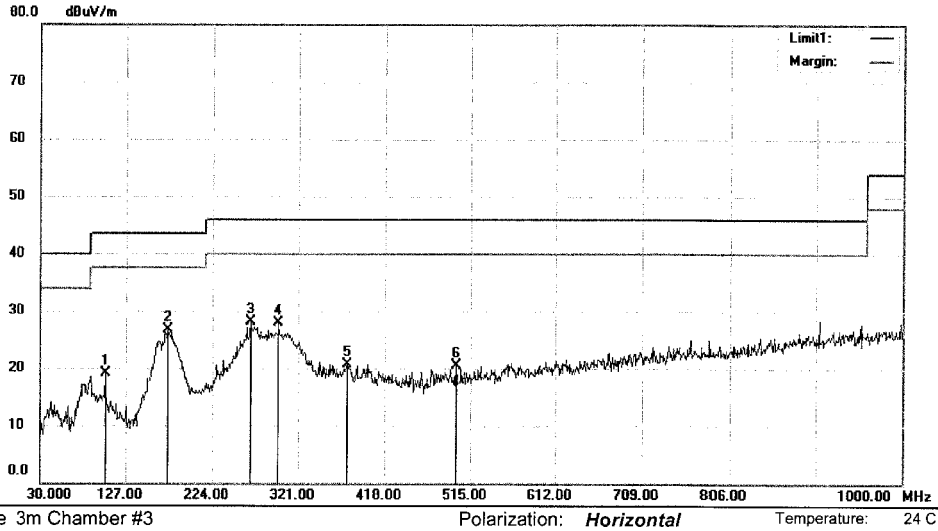

Site 3m Chamber #3 Polarization: ***Horizontal*** Temperature: 24 C
Limit: (RE)FCC PART 15 CLASS B Power: AC 120V/60Hz Humidity: 53 %
EUT: MID
M/N: NS-P08A7100
Mode:BT 3.0 TX MID
Note:

No.	Mk.	Freq.	Reading Level	Correct Factor	Measure-ment	Limit	Over		Antenna Height	Table Degree	
		MHz	dBuV	dB	dBuV/m	dBuV/m	dB	Detector	cm	degree	Comment
1		103.7200	34.42	-15.30	19.12	43.50	-24.38	QP			
2	*	173.5600	43.93	-17.20	26.73	43.50	-16.77	QP			
3		266.6800	40.89	-12.81	28.08	46.00	-17.92	QP			
4		298.6900	39.54	-11.66	27.88	46.00	-18.12	QP			
5		375.3200	31.02	-10.27	20.75	46.00	-25.25	QP			
6		498.5100	28.03	-7.48	20.55	46.00	-25.45	QP			

*:Maximum data x:Over limit !:over margin Operator: KK

Shenzhen EMTEK Co., Ltd.
Bldg.69, Majialong Industry Zone, Nanshan District, Shenzhen, Guangdong, 518052 P.R. China
www.emtek.com.cn Tel:+86-755-2695 4280 Fax:+86-755-2695 4282

EMTEK Access to the World

Radiated Emission Measurement

File :TUV Data :#358 Date: 2016/05/13

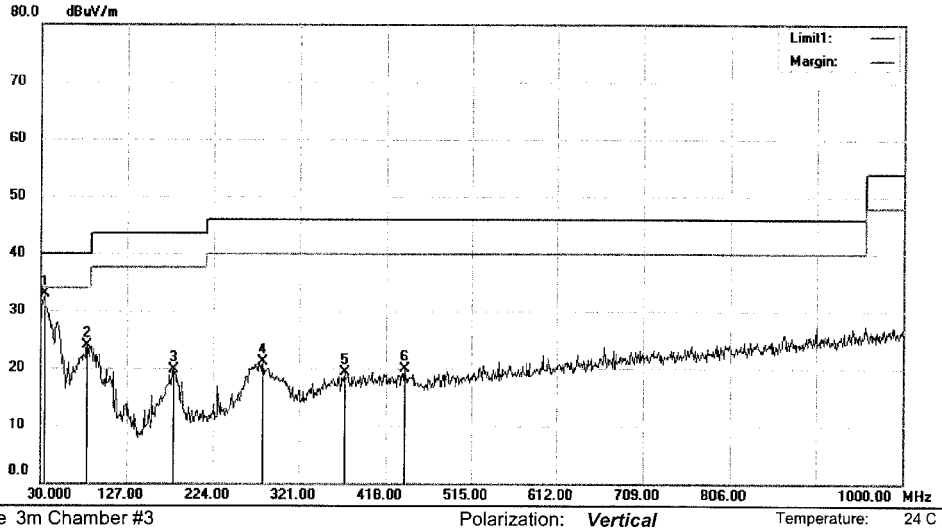

Site 3m Chamber #3 Polarization: *Vertical* Temperature: 24 C
Limit: (RE)FCC PART 15 CLASS B Power: AC 120V/60Hz Humidity: 53 %
EUT: MID
M/N: NS-P08A7100
Mode:BT 3.0 TX MID
Note:

No.	Mk.	Freq.	Reading Level	Correct Factor	Measure-ment	Limit	Over		Antenna Height	Table Degree	
		MHz	dBuV	dB	dBuV/m	dBuV/m	dB	Detector	cm	degree	Comment
1	*	33.8800	49.93	-17.01	32.92	40.00	-7.08	QP			
2		82.3800	43.45	-19.55	23.90	40.00	-16.10	QP			
3		179.3800	36.97	-17.17	19.80	43.50	-23.70	QP			
4		280.2600	33.45	-12.44	21.01	46.00	-24.99	QP			
5		371.4400	29.66	-10.36	19.30	46.00	-26.70	QP			
6		439.3400	28.56	-8.67	19.89	46.00	-26.11	QP			

*:Maximum data x:Over limit !:over margin Operator: KK

Shenzhen EMTEK Co., Ltd.
Bldg.69, Majialong Industry Zone, Nanshan District, Shenzhen, Guangdong, 518052 P.R. China
www.emtek.com.cn Tel:+86-755-2695 4280 Fax:+86-755-2695 4282

EMTEK
Access to the World

Radiated Emission Measurement

File :TUV Data :#357 Date: 2016/05/13

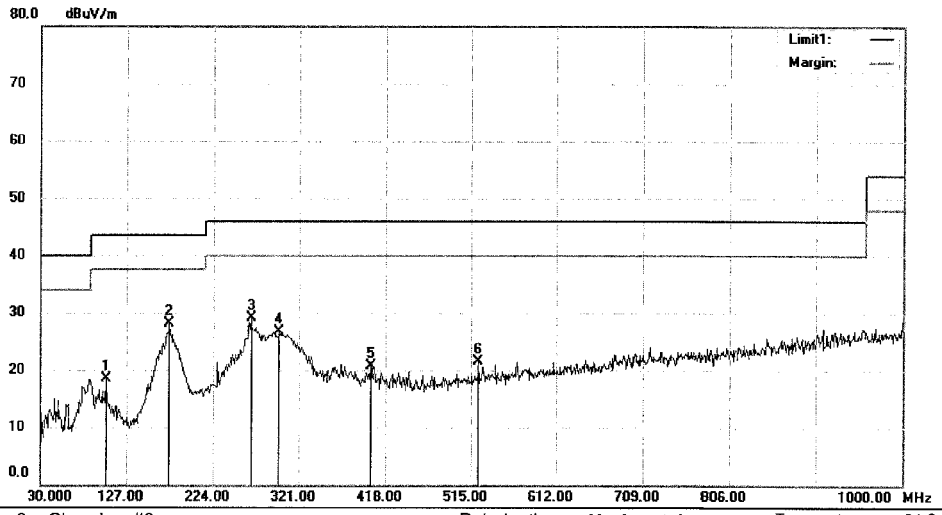

Site 3m Chamber #3 Polarization: ***Horizontal*** Temperature: 24 C
Limit: (RE)FCC PART 15 CLASS B Power: AC 120V/60Hz Humidity: 53 %
EUT: MID
M/N: NS-P08A7100
Mode:BT 3.0 TX HIGH
Note:

No.	Mk.	Freq.	Reading Level	Correct Factor	Measure-ment	Limit	Over		Antenna Height	Table Degree	
		MHz	dBuV	dB	dBuV/m	dBuV/m	dB	Detector	cm	degree	Comment
1		103.7200	33.87	-15.30	18.57	43.50	-24.93	QP			
2	*	174.5300	45.21	-17.20	28.01	43.50	-15.49	QP			
3		266.6800	41.88	-12.81	29.07	46.00	-16.93	QP			
4		298.6900	38.36	-11.66	26.70	46.00	-19.30	QP			
5		401.5100	30.12	-9.41	20.71	46.00	-25.29	QP			
6		523.7300	28.58	-7.08	21.50	46.00	-24.50	QP			

*:Maximum data x:Over limit !:over margin Operator: KK

Shenzhen EMTEK Co., Ltd.
Bldg. 69, Majialong Industry Zone, Nanshan District, Shenzhen, Guangdong, 518052 P.R. China
www.emtek.com.cn Tel:+86-755-2695 4280 Fax:+86-755-2695 4282

EMTEK Access to the World

Radiated Emission Measurement

File :TUV Data :#356 Date: 2016/05/13

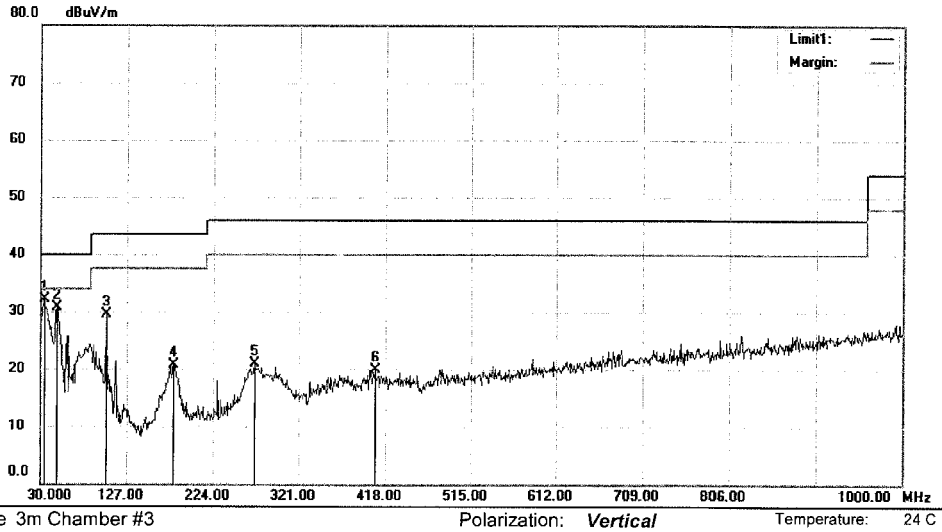

Site 3m Chamber #3 Polarization: *Vertical* Temperature: 24 C
Limit: (RE)FCC PART 15 CLASS B Power: AC 120V/60Hz Humidity: 53 %
EUT: MID
M/N: NS-P08A7100
Mode:BT 3.0 TX HIGH
Note:

No.	Mk.	Freq.	Reading Level	Correct Factor	Measure-ment	Limit	Over		Antenna Height	Table Degree	
		MHz	dBuV	dB	dBuV/m	dBuV/m	dB	Detector	cm	degree	Comment
1	*	33.8800	49.21	-17.01	32.20	40.00	-7.80	QP			
2		48.4300	44.52	-13.90	30.62	40.00	-9.38	QP			
3		103.7200	44.85	-15.30	29.55	43.50	-13.95	QP			
4		179.3800	37.95	-17.17	20.78	43.50	-22.72	QP			
5		270.5600	33.53	-12.71	20.82	46.00	-25.18	QP			
6		406.3600	29.23	-9.40	19.83	46.00	-26.17	QP			

*:Maximum data x:Over limit !:over margin Operator: KK

Shenzhen EMTEK Co., Ltd.
Bldg. 69, Majialong Industry Zone, Nanshan District, Shenzhen, Guangdong, 518052 P. R. China
www.emtek.com.cn Tel:+86-755-2695 4280 Fax:+86-755-2695 4282

EMTEK Access to the World

Radiated Emission Measurement

File :TUV Data :#363 Date: 2016/05/13

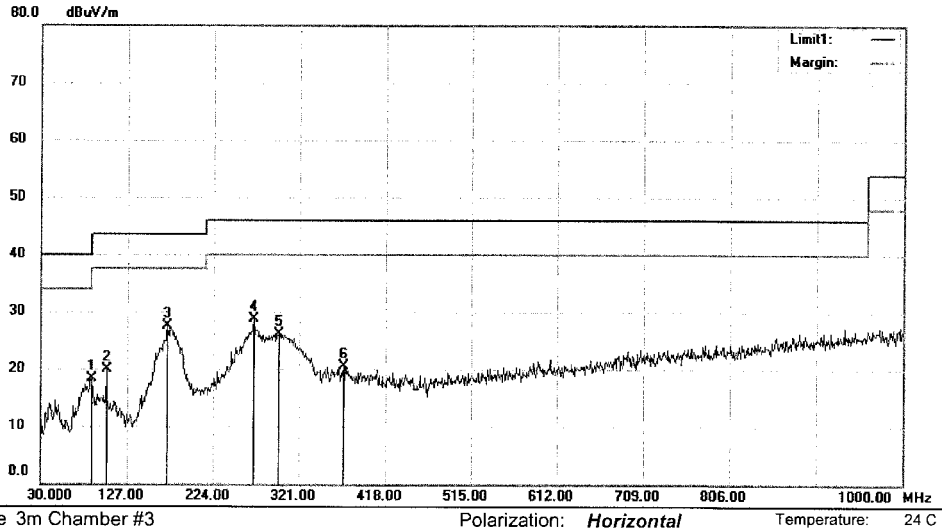

Site 3m Chamber #3 Polarization: ***Horizontal*** Temperature: 24 C
Limit: (RE)FCC PART 15 CLASS B Power: AC 120V/60Hz Humidity: 53 %
EUT: MID
M/N: NS-P08A7100
Mode:BT 3.0 TX LOW
Note:

No.	Mk.	Freq.	Reading Level	Correct Factor	Measure-ment	Limit	Over		Antenna Height	Table Degree	
		MHz	dBuV	dB	dBuV/m	dBuV/m	dB	Detector	cm	degree	Comment
1		87.2300	36.65	-18.31	18.34	40.00	-21.66	QP			
2		103.7200	35.19	-15.30	19.89	43.50	-23.61	QP			
3	*	171.6200	44.73	-17.21	27.52	43.50	-15.98	QP			
4		269.5900	41.39	-12.73	28.66	46.00	-17.34	QP			
5		298.6900	37.80	-11.66	26.14	46.00	-19.86	QP			
6		370.4700	30.98	-10.39	20.59	46.00	-25.41	QP			

*:Maximum data x:Over limit !:over margin Operator: KK

Shenzhen EMTEK Co., Ltd.
Bldg. 69, Majialong Industry Zone, Nanshan District, Shenzhen, Guangdong, 518052 P.R. China
www.emtek.com.cn Tel:+86-755-2695 4280 Fax:+86-755-2695 4282

EMTEK
Access to the World

Radiated Emission Measurement

File :TUV Data :#362 Date: 2016/05/13

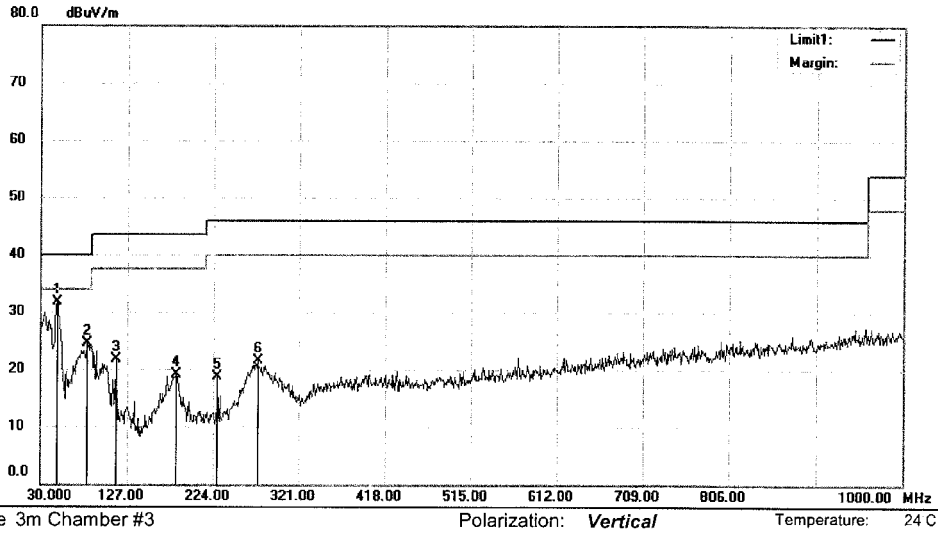

Site 3m Chamber #3 Polarization: ***Vertical*** Temperature: 24 C
Limit: (RE)FCC PART 15 CLASS B Power: AC 120V/60Hz Humidity: 53 %
EUT: MID
M/N: NS-P08A7100
Mode:BT 3.0 TX LOW
Note:

No.	Mk.	Freq.	Reading Level	Correct Factor	Measure-ment	Limit	Over		Antenna Height	Table Degree	
		MHz	dBuV	dB	dBuV/m	dBuV/m	dB	Detector	cm	degree	Comment
1	*	48.4300	45.68	-13.90	31.78	40.00	-8.22	QP			
2		82.3800	44.14	-19.55	24.59	40.00	-15.41	QP			
3		114.3900	37.85	-16.12	21.73	43.50	-21.77	QP			
4		182.2900	36.14	-17.08	19.06	43.50	-24.44	QP			
5		228.8500	32.89	-14.25	18.64	46.00	-27.36	QP			
6		274.4400	34.10	-12.60	21.50	46.00	-24.50	QP			

*:Maximum data x:Over limit !:over margin Operator: KK

File :TUV\Data :#362 *Page: 1*

Shenzhen EMTEK Co., Ltd.
Bldg. 69, Majialong Industry Zone, Nanshan District, Shenzhen, Guangdong, 518052 P. R. China
www.emtek.com.cn Tel:+86-755-2695 4280 Fax:+86-755-2695 4282

EMTEK
Access to the World

Radiated Emission Measurement

File :TUV Data :#365 Date: 2016/05/13

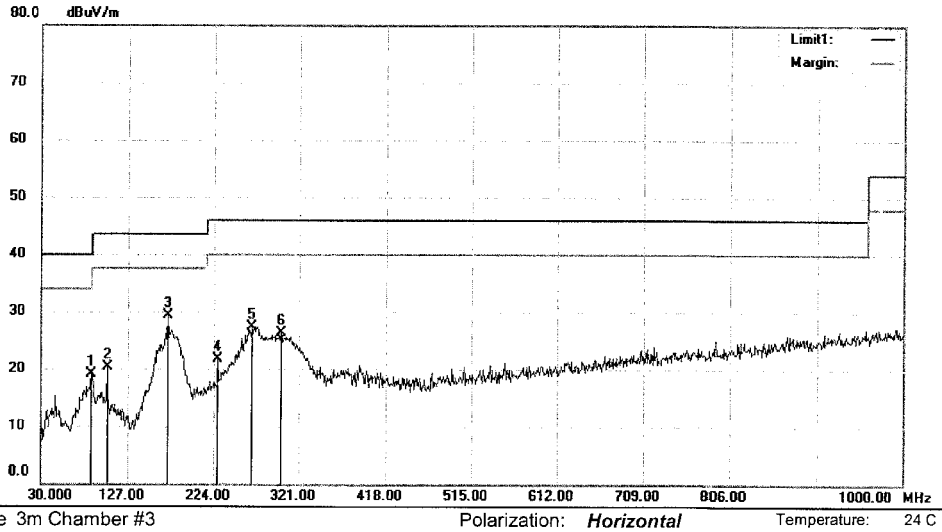

Site 3m Chamber #3 Polarization: ***Horizontal*** Temperature: 24 C
Limit: (RE)FCC PART 15 CLASS B Power: AC 120V/60Hz Humidity: 53 %
EUT: MID
M/N: NS-P08A7100
Mode:BT 3.0 TX MID
Note:

No.	Mk.	Freq.	Reading Level	Correct Factor	Measure-ment	Limit	Over		Antenna Height	Table Degree	
		MHz	dBuV	dB	dBuV/m	dBuV/m	dB	Detector	cm	degree	Comment
1		86.2600	37.66	-18.47	19.19	40.00	-20.81	QP			
2		103.7200	35.65	-15.30	20.35	43.50	-23.15	QP			
3	*	171.6200	46.56	-17.21	29.35	43.50	-14.15	QP			
4		228.8500	36.01	-14.25	21.76	46.00	-24.24	QP			
5		267.6500	40.15	-12.79	27.36	46.00	-18.64	QP			
6		300.6300	37.95	-11.59	26.36	46.00	-19.64	QP			

*:Maximum data x:Over limit !:over margin Operator: KK

Shenzhen EMTEK Co., Ltd.
Bldg. 69, Majialong Industry Zone, Nanshan District, Shenzhen, Guangdong, 518052 P. R. China
www.emtek.com.cn Tel:+86-755-2695 4280 Fax:+86-755-2695 4282

EMTEK Access to the World

Radiated Emission Measurement

File :TUV Data :#364 Date: 2016/05/13

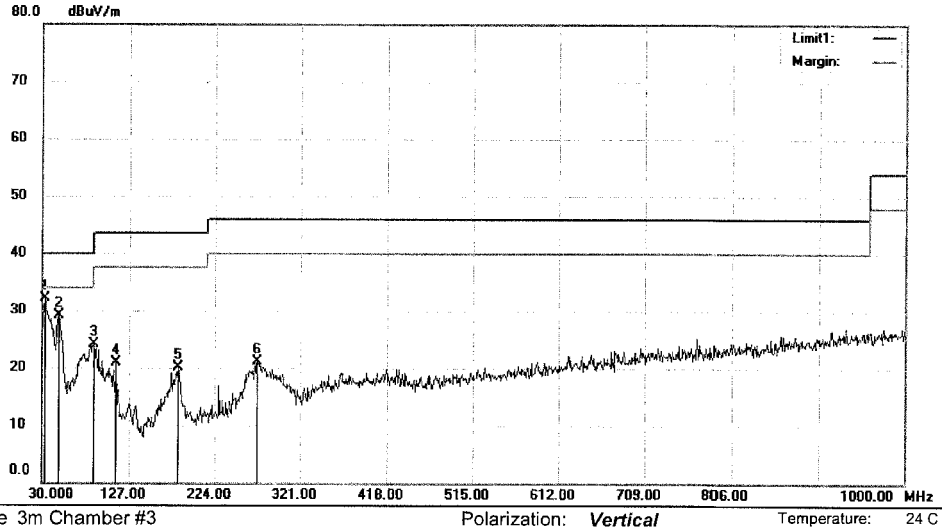

Site 3m Chamber #3 Polarization: ***Vertical*** Temperature: 24 C
Limit: (RE)FCC PART 15 CLASS B Power: AC 120V/60Hz Humidity: 53 %
EUT: MID
M/N: NS-P08A7100
Mode:BT 3.0 TX MID
Note:

No.	Mk.	Freq.	Reading Level	Correct Factor	Measure-ment	Limit	Over		Antenna Height	Table Degree	
		MHz	dBuV	dB	dBuV/m	dBuV/m	dB	Detector	cm	degree	Comment
1	*	32.9100	49.34	-17.14	32.20	40.00	-7.80	QP			
2		48.4300	42.95	-13.90	29.05	40.00	-10.95	QP			
3		87.2300	42.38	-18.31	24.07	40.00	-15.93	QP			
4		112.4500	36.65	-15.80	20.85	43.50	-22.65	QP			
5		181.3200	37.24	-17.12	20.12	43.50	-23.38	QP			
6		272.5000	33.85	-12.66	21.19	46.00	-24.81	QP			

*:Maximum data x:Over limit !:over margin Operator: KK

Shenzhen EMTEK Co., Ltd.
Bldg. 69, Majialong Industry Zone, Nanshan District, Shenzhen, Guangdong, 518052 P. R. China
www.emtek.com.cn Tel:+86-755-2695 4280 Fax:+86-755-2695 4282

EMTEK Access to the World

Radiated Emission Measurement

File :TUV Data :#367 Date: 2016/05/13

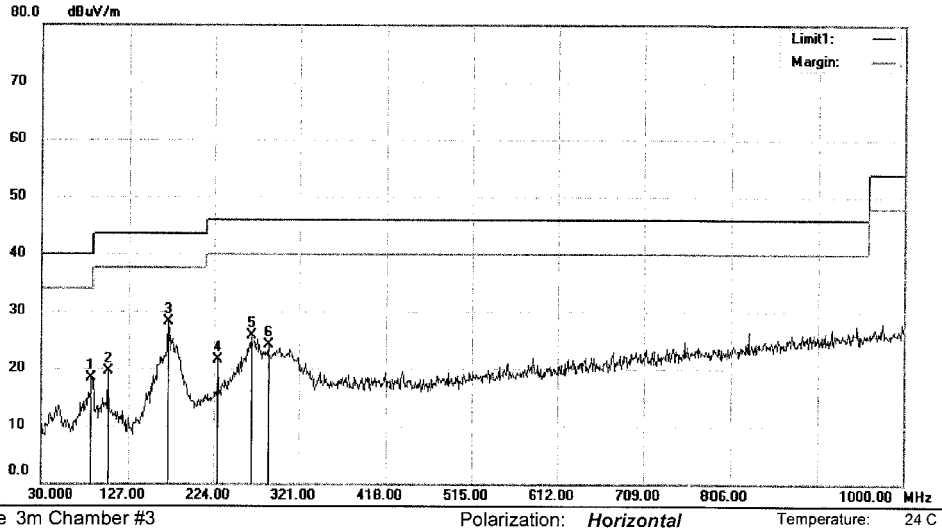

Site 3m Chamber #3 Polarization: *Horizontal* Temperature: 24 C
Limit: (RE)FCC PART 15 CLASS B Power: AC 120V/60Hz Humidity: 53 %
EUT: MID
M/N: NS-P08A7100
Mode:BT 3.0 TX HIGH
Note:

No.	Mk.	Freq.	Reading Level	Correct Factor	Measure-ment	Limit	Over		Antenna Height	Table Degree	
		MHz	dBuV	dB	dBuV/m	dBuV/m	dB	Detector	cm	degree	Comment
1		85.2900	36.87	-18.63	18.24	40.00	-21.76	QP			
2		103.7200	34.77	-15.30	19.47	43.50	-24.03	QP			
3	*	171.6200	45.23	-17.21	28.02	43.50	-15.48	QP			
4		228.8500	35.81	-14.25	21.56	46.00	-24.44	QP			
5		266.6800	38.53	-12.81	25.72	46.00	-20.28	QP			
6		286.0800	36.36	-12.19	24.17	46.00	-21.83	QP			

*:Maximum data x:Over limit !:over margin Operator: KK

Shenzhen EMTEK Co., Ltd.
Bldg. 69, Majielong Industry Zone, Nanshan District, Shenzhen, Guangdong, 518052 P. R. China
www.emtek.com.cn Tel:+86-755-2695 4280 Fax:+86-755-2695 4282

EMTEK Access to the World

Radiated Emission Measurement

File :TUV Data :#366 Date: 2016/05/13

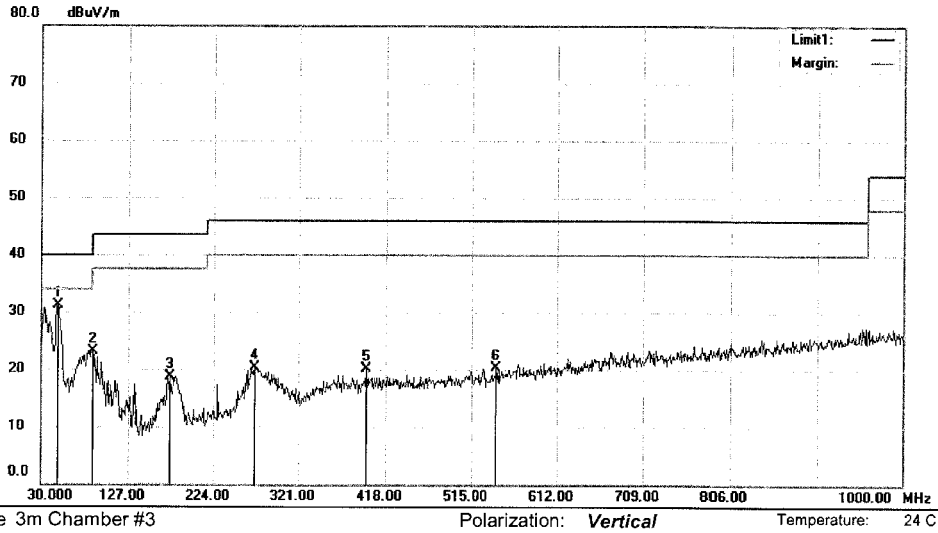

Site 3m Chamber #3 Polarization: ***Vertical*** Temperature: 24 C
Limit: (RE)FCC PART 15 CLASS B Power: AC 120V/60Hz Humidity: 53 %
EUT: MID
M/N: NS-P08A7100
Mode: BT 3.0 TX HIGH
Note:

No.	Mk.	Freq.	Reading Level	Correct Factor	Measure-ment	Limit	Over		Antenna Height	Table Degree	
		MHz	dBuV	dB	dBuV/m	dBuV/m	dB	Detector	cm	degree	Comment
1	*	48.4300	44.92	-13.90	31.02	40.00	-8.98	QP			
2		87.2300	41.51	-18.31	23.20	40.00	-16.80	QP			
3		173.5600	36.00	-17.20	18.80	43.50	-24.70	QP			
4		271.5300	32.94	-12.68	20.26	46.00	-25.74	QP			
5		396.6600	29.61	-9.54	20.07	46.00	-25.93	QP			
6		543.1300	27.06	-6.77	20.29	46.00	-25.71	QP			

*:Maximum data x:Over limit !:over margin Operator: KK

Shenzhen EMTEK Co., Ltd.
Bldg. 69, Majialong Industry Zone, Nanshan District, Shenzhen, Guangdong, 518052 P.R. China
www.emtek.com.cn Tel:+86-755-2695 4280 Fax:+86-755-2695 4282

EMTEK Access to the World

Radiated Emission Measurement

File :TUV Data :#453 Date:2015/05/12

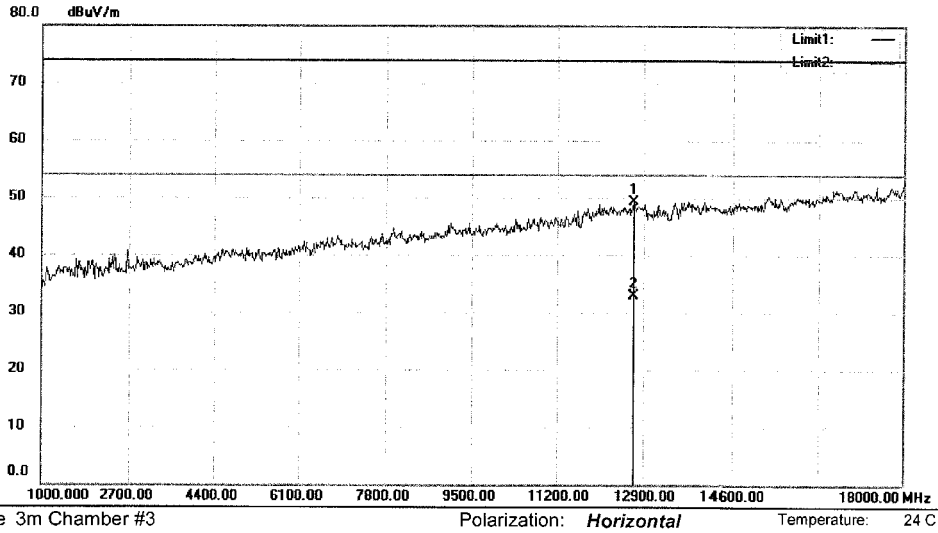

Site 3m Chamber #3 Polarization: *Horizontal* Temperature: 24 C
Limit: (RE)FCC PART 15 C Power: AC 120V/60Hz Humidity: 53 %
EUT: MID
M/N: NS-P08A7100
Mode: GFSK 2402
Note:

No.	Mk.	Freq.	Reading Level	Correct Factor	Measure-ment	Limit	Over		Antenna Height	Table Degree	
		MHz	dBuV	dB	dBuV/m	dBuV/m	dB	Detector	cm	degree	Comment
1		12696.00	49.46	-0.06	49.40	74.00	-24.60	peak		0	
2	*	12696.00	32.96	-0.06	32.90	54.00	-21.10	AVG		0	

*:Maximum data x:Over limit !:over margin Operator: KK

Shenzhen EMTEK Co., Ltd.
Bldg. 69, Majialong Industry Zone, Nanshan District, Shenzhen, Guangdong, 518052 P. R. China
www.emtek.com.cn Tel:+86-755-2695 4280 Fax:+86-755-2695 4282

EMTEK Access to the World

Radiated Emission Measurement

File :TUV Data :#454 Date:2015/05/12

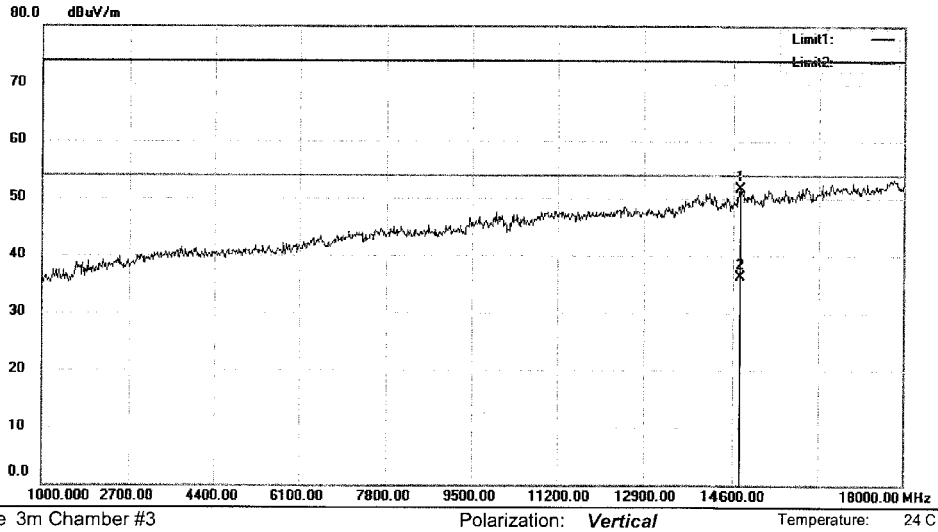

Site 3m Chamber #3 Polarization: *Vertical* Temperature: 24 C
Limit: (RE)FCC PART 15 C Power: AC 120V/60Hz Humidity: 53 %
EUT: MID
M/N: NS-P08A7100
Mode:GFSK 2402
Note:

No.	Mk.	Freq.	Reading Level	Correct Factor	Measure-ment	Limit	Over		Antenna Height	Table Degree	
		MHz	dBuV	dB	dBuV/m	dBuV/m	dB	Detector	cm	degree	Comment
1		14736.00	47.58	4.09	51.67	74.00	-22.33	peak		0	
2	*	14736.00	32.31	4.09	36.40	54.00	-17.60	AVG		0	

*:Maximum data x:Over limit !:over margin Operator: KK

File :TUV\Data :#454 *Page: 1*

Shenzhen EMTEK Co., Ltd.
Bldg. 69, Majialong Industry Zone, Nanshan District, Shenzhen, Guangdong, 518052 P.R. China
www.emtek.com.cn Tel:+86-755-2695 4280 Fax:+86-755-2695 4282

EMTEK
Access to the World

Radiated Emission Measurement

File :TUV Data :#455 Date:2015/05/12

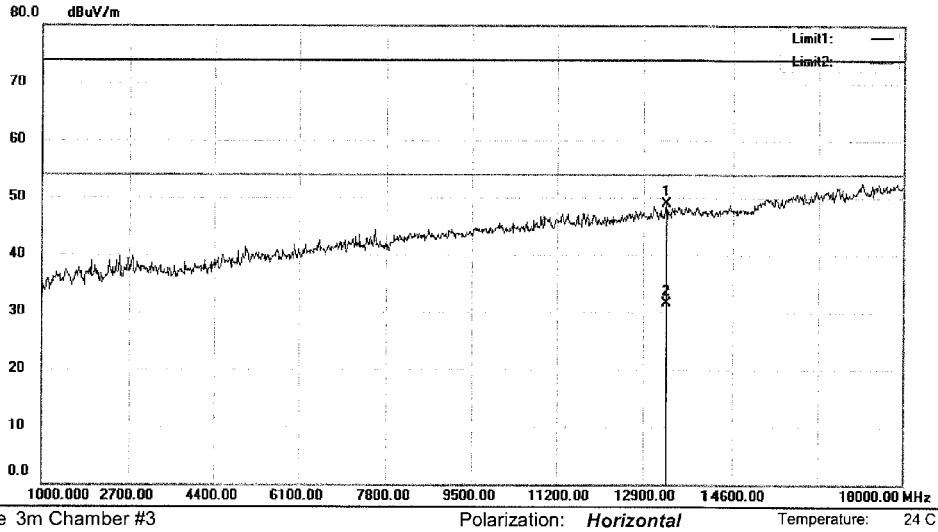

Site 3m Chamber #3 Polarization: ***Horizontal*** Temperature: 24 C
Limit: (RE)FCC PART 15 C Power: AC 120V/60Hz Humidity: 53 %
EUT: MID
M/N: NS-P08A7100
Mode:GFSK 2441
Note:

No.	Mk.	Freq.	Reading Level	Correct Factor	Measure-ment	Limit	Over		Antenna Height	Table Degree	
		MHz	dBuV	dB	dBuV/m	dBuV/m	dB	Detector	cm	degree	Comment
1		13359.00	46.66	2.28	48.94	74.00	-25.06	peak		0	
2	*	13359.00	29.22	2.28	31.50	54.00	-22.50	AVG		0	

*:Maximum data x:Over limit !:over margin Operator: KK

Shenzhen EMTEK Co., Ltd.
Bldg. 69, Majialong Industry Zone, Nanshan District, Shenzhen, Guangdong, 518052 P. R. China
www.emtek.com.cn Tel:+86-755-2695 4280 Fax:+86-755-2695 4282

EMTEK Access to the World

Radiated Emission Measurement

File :TUV Data :#456 Date:2015/05/12

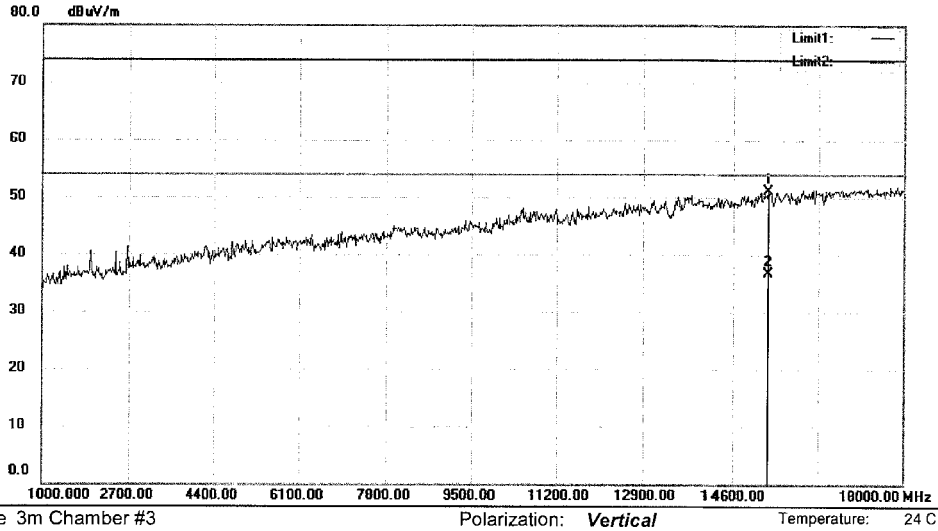

Site 3m Chamber #3 Polarization: ***Vertical*** Temperature: 24 C
Limit: (RE)FCC PART 15 C Power: AC 120V/60Hz Humidity: 53 %
EUT: MID
M/N: NS-P08A7100
Mode: GFSK 2441
Note:

No.	Mk.	Freq.	Reading Level	Correct Factor	Measure-ment	Limit	Over		Antenna Height	Table Degree	
		MHz	dBuV	dB	dBuV/m	dBuV/m	dB	Detector	cm	degree	Comment
1		15297.00	48.36	2.70	51.06	74.00	-22.94	peak		0	
2	*	15297.00	34.10	2.70	36.80	54.00	-17.20	AVG		0	

*:Maximum data x:Over limit !:over margin Operator: KK

Shenzhen EMTEK Co., Ltd.
Bldg. 69, Majialong Industry Zone, Nanshan District, Shenzhen, Guangdong, 518052 P. R. China
www.emtek.com.cn Tel:+86-755-2695 4280 Fax:+86-755-2695 4282

EMTEK
Access to the World

Radiated Emission Measurement

File :TUV Data :#458 Date:2015/05/12

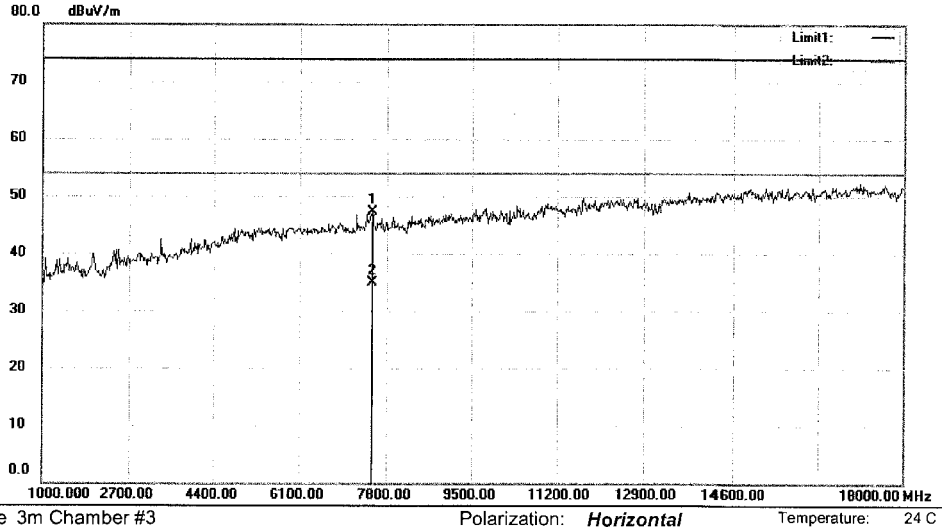

Site 3m Chamber #3 Polarization: ***Horizontal*** Temperature: 24 C
Limit: (RE)FCC PART 15 C Power: AC 120V/60Hz Humidity: 53 %
EUT: MID
M/N: NS-P08A7100
Mode:GFSK 2480
Note:

No.	Mk.	Freq.	Reading Level	Correct Factor	Measure-ment	Limit	Over		Antenna Height	Table Degree	
		MHz	dBuV	dB	dBuV/m	dBuV/m	dB	Detector	cm	degree	Comment
1		7511.000	56.79	-9.39	47.40	74.00	-26.60	peak		0	
2	*	7511.000	44.29	-9.39	34.90	54.00	-19.10	AVG		0	

*:Maximum data x:Over limit !:over margin Operator: KK

Shenzhen EMTEK Co., Ltd.
Bldg. 69, Majialong Industry Zone, Nanshan District, Shenzhen, Guangdong, 518052 P.R. China
www.emtek.com.cn Tel:+86-755-2695 4280 Fax:+86-755-2695 4282

EMTEK Access to the World

Radiated Emission Measurement

File :TUV Data :#457 Date:2015/05/12

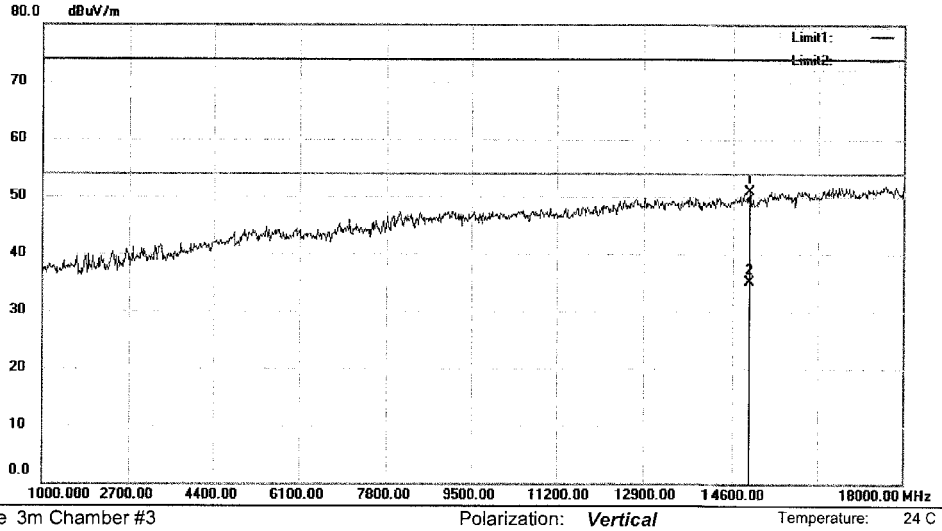

Site 3m Chamber #3 Polarization: *Vertical* Temperature: 24 C
Limit: (RE)FCC PART 15 C Power: AC 120V/60Hz Humidity: 53 %
EUT: MID
M/N: NS-P08A7100
Mode:GFSK 2480
Note:

No.	Mk.	Freq.	Reading Level	Correct Factor	Measure-ment	Limit	Over		Antenna Height	Table Degree	
		MHz	dBuV	dB	dBuV/m	dBuV/m	dB	Detector	cm	degree	Comment
1		14923.00	48.41	2.56	50.97	74.00	-23.03	peak		0	
2	*	14923.00	32.54	2.56	35.10	54.00	-18.90	AVG		0	

*:Maximum data x:Over limit !:over margin Operator: KK

Shenzhen EMTEK Co., Ltd.
Bldg. 69, Majialong Industry Zone, Nanshan District, Shenzhen, Guangdong, 518052 P. R. China
www.emtek.com.cn Tel:+86-755-2695 4280 Fax:+86-755-2695 4282

EMTEK Access to the World

Radiated Emission Measurement

File :TUV Data :#459 Date:2015/05/12

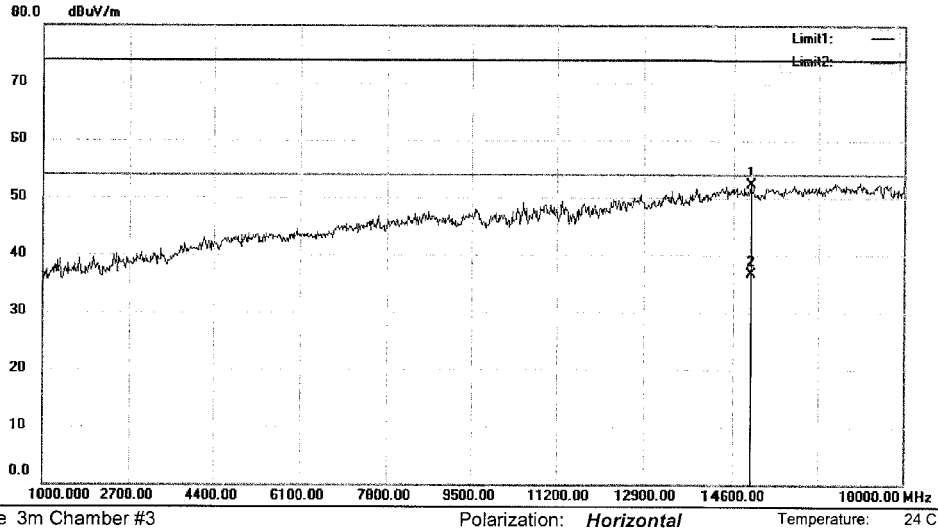

Site 3m Chamber #3 Polarization: ***Horizontal*** Temperature: 24 C
Limit: (RE)FCC PART 15 C Power: AC 120V/60Hz Humidity: 53 %
EUT: MID
M/N: NS-P08A7100
Mode:DQPSK 2402
Note:

No.	Mk.	Freq.	Reading Level	Correct Factor	Measure-ment	Limit	Over		Antenna Height	Table Degree	
		MHz	dBuV	dB	dBuV/m	dBuV/m	dB	Detector	cm	degree	Comment
1		14940.00	49.74	2.54	52.28	74.00	-21.72	peak		0	
2	*	14940.00	34.16	2.54	36.70	54.00	-17.30	AVG		0	

*:Maximum data x:Over limit !:over margin Operator: KK

Shenzhen EMTEK Co., Ltd.
Bldg. 69, Majialong Industry Zone, Nanshan District, Shenzhen, Guangdong, 518052 P.R. China
www.emtek.com.cn Tel:+86-755-2695 4280 Fax:+86-755-2695 4282

EMTEK Access to the World

Radiated Emission Measurement

File :TUV Data :#460 Date:2015/05/12

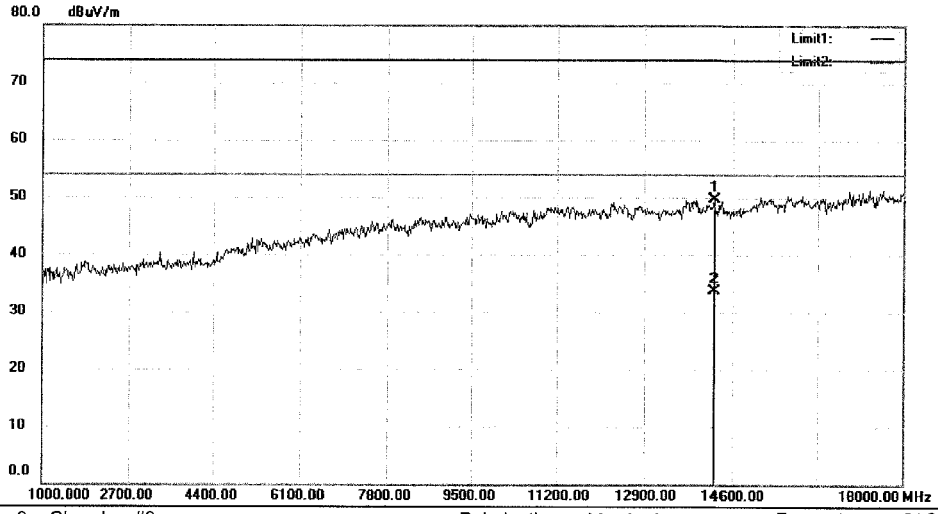

Site 3m Chamber #3 Polarization: ***Vertical*** Temperature: 24 C
Limit: (RE)FCC PART 15 C Power: AC 120V/60Hz Humidity: 53 %
EUT: MID
M/N: NS-P08A7100
Mode:DQPSK 2402
Note:

No.	Mk.	Freq.	Reading Level	Correct Factor	Measure-ment	Limit	Over		Antenna Height	Table Degree	
		MHz	dBuV	dB	dBuV/m	dBuV/m	dB	Detector	cm	degree	Comment
1		14260.00	46.14	3.50	49.64	74.00	-24.36	peak		0	
2	*	14260.00	30.30	3.50	33.80	54.00	-20.20	AVG		0	

*:Maximum data x:Over limit !:over margin Operator: KK

File :TUV\Data :#460 *Page: 1*

Shenzhen EMTEK Co., Ltd.
Bldg. 69, Majialong Industry Zone, Nanshan District, Shenzhen, Guangdong, 518052 P. R. China
www.emtek.com.cn Tel:+86-755-2695 4280 Fax:+86-755-2695 4282

EMTEK Access to the World

Radiated Emission Measurement

File :TUV Data :#462 Date:2015/05/12

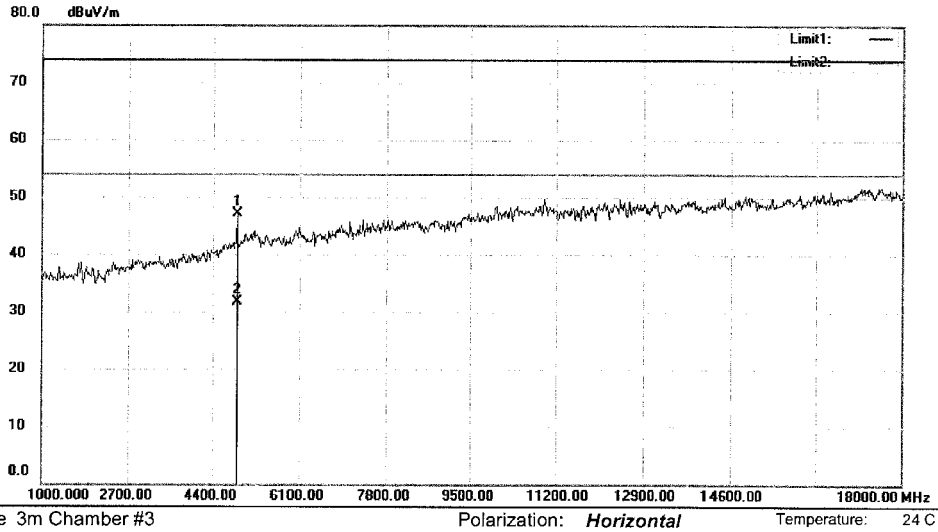

Site 3m Chamber #3 Polarization: ***Horizontal*** Temperature: 24 C
Limit: (RE)FCC PART 15 C Power: AC 120V/60Hz Humidity: 53 %
EUT: MID
M/N: NS-P08A7100
Mode:DQPSK 2441
Note:

No.	Mk.	Freq.	Reading Level	Correct Factor	Measure-ment	Limit	Over		Antenna Height	Table Degree	
		MHz	dBuV	dB	dBuV/m	dBuV/m	dB	Detector	cm	degree	Comment
1		4876.000	62.43	-15.28	47.15	74.00	-26.85	peak		0	
2	*	4876.000	46.98	-15.28	31.70	54.00	-22.30	AVG		0	

*:Maximum data x:Over limit !:over margin Operator: KK

Shenzhen EMTEK Co., Ltd.
Bldg. 69, Majialong Industry Zone, Nanshan District, Shenzhen, Guangdong, 518052 P. R. China
www.emtek.com.cn Tel:+86-755-2695 4280 Fax:+86-755-2695 4282

EMTEK Access to the World

Radiated Emission Measurement

File :TUV Data :#461 Date:2015/05/12

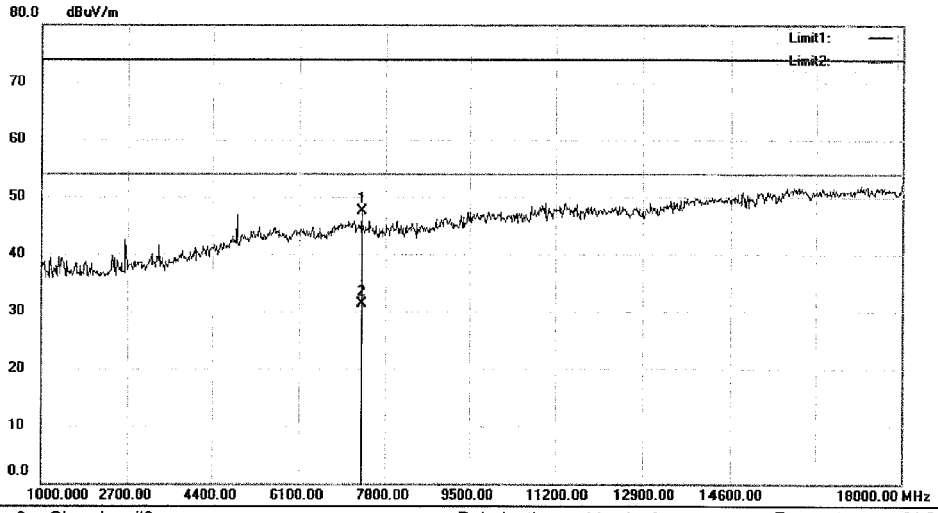

Site 3m Chamber #3 Polarization: *Vertical* Temperature: 24 C
Limit: (RE)FCC PART 15 C Power: AC 120V/60Hz Humidity: 53 %
EUT: MID
M/N: NS-P08A7100
Mode:DQPSK 2441
Note:

No.	Mk.	Freq.	Reading Level	Correct Factor	Measure-ment	Limit	Over		Antenna Height	Table Degree	
		MHz	dBuV	dB	dBuV/m	dBuV/m	dB	Detector	cm	degree	Comment
1		7324.000	57.15	-9.73	47.42	74.00	-26.58	peak		0	
2	*	7324.000	41.13	-9.73	31.40	54.00	-22.60	AVG		0	

*:Maximum data x:Over limit !:over margin Operator: KK

File :TUV\Data :#461 *Page: 1*

Shenzhen EMTEK Co., Ltd.
Bldg. 69, Majialong Industry Zone, Nanshan District, Shenzhen, Guangdong, 518052 P. R. China
www.emtek.com.cn Tel:+86-755-2695 4280 Fax:+86-755-2695 4282

EMTEK
Access to the World

Radiated Emission Measurement

File :TUV Data :#464 Date:2015/05/12

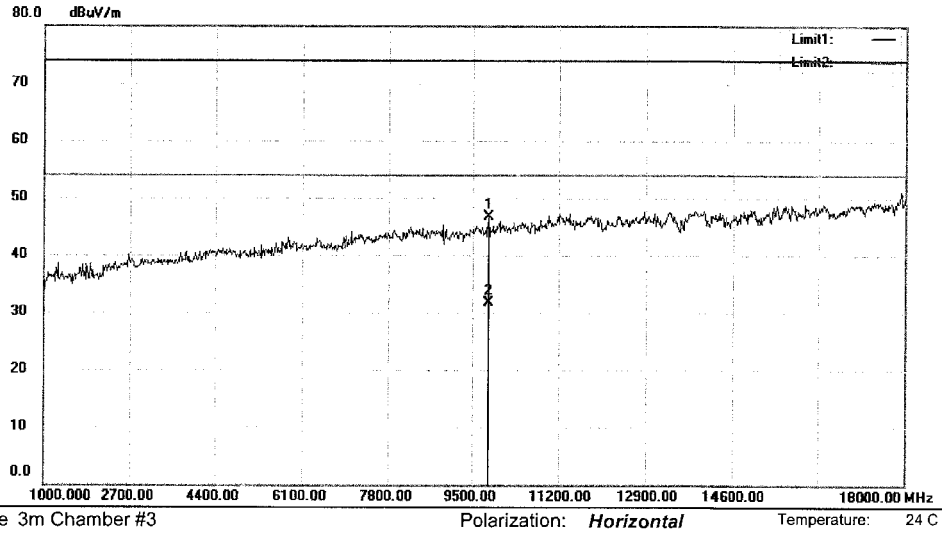

Site 3m Chamber #3 Polarization: ***Horizontal*** Temperature: 24 C
Limit: (RE)FCC PART 15 C Power: AC 120V/60Hz Humidity: 53 %
EUT: MID
M/N: NS-P08A7100
Mode: DQPSK 2480
Note:

No.	Mk.	Freq.	Reading Level	Correct Factor	Measure-ment	Limit	Over		Antenna Height	Table Degree	
		MHz	dBuV	dB	dBuV/m	dBuV/m	dB	Detector	cm	degree	Comment
1		9823.000	54.14	-7.37	46.77	74.00	-27.23	peak		0	
2	*	9823.000	39.17	-7.37	31.80	54.00	-22.20	AVG		0	

*:Maximum data x:Over limit !:over margin Operator:

Shenzhen EMTEK Co., Ltd.
Bldg. 69, Majialong Industry Zone, Nanshan District, Shenzhen, Guangdong, 518052 P.R. China
www.emtek.com.cn Tel:+86-755-2695 4280 Fax:+86-755-2695 4282

EMTEK Access to the World

Radiated Emission Measurement

File :TUV Data :#463 Date:2015/05/12

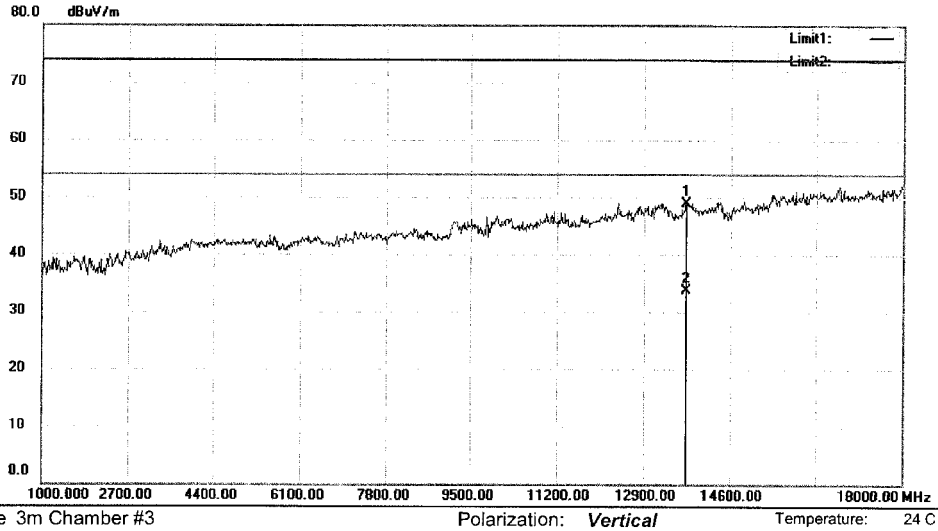

Site 3m Chamber #3 Polarization: *Vertical* Temperature: 24 C
Limit: (RE)FCC PART 15 C Power: AC 120V/60Hz Humidity: 53 %
EUT: MID
M/N: NS-P08A7100
Mode:DQPSK 2480
Note:

No.	Mk.	Freq.	Reading Level	Correct Factor	Measure-ment	Limit	Over		Antenna Height	Table Degree	
		MHz	dBuV	dB	dBuV/m	dBuV/m	dB	Detector	cm	degree	Comment
1		13750.00	46.24	2.74	48.98	74.00	-25.02	peak		0	
2	*	13750.00	31.06	2.74	33.80	54.00	-20.20	AVG		0	

*:Maximum data x:Over limit !:over margin Operator:

Shenzhen EMTEK Co., Ltd.
Bldg. 69, Majialong Industry Zone, Nanshan District, Shenzhen, Guangdong, 518052 P. R. China
www.emtek.com.cn Tel:+86-755-2695 4280 Fax:+86-755-2695 4282
EMTEK Access to the World

Radiated Emission Measurement

File :TUV Data :#465 Date:2015/05/12

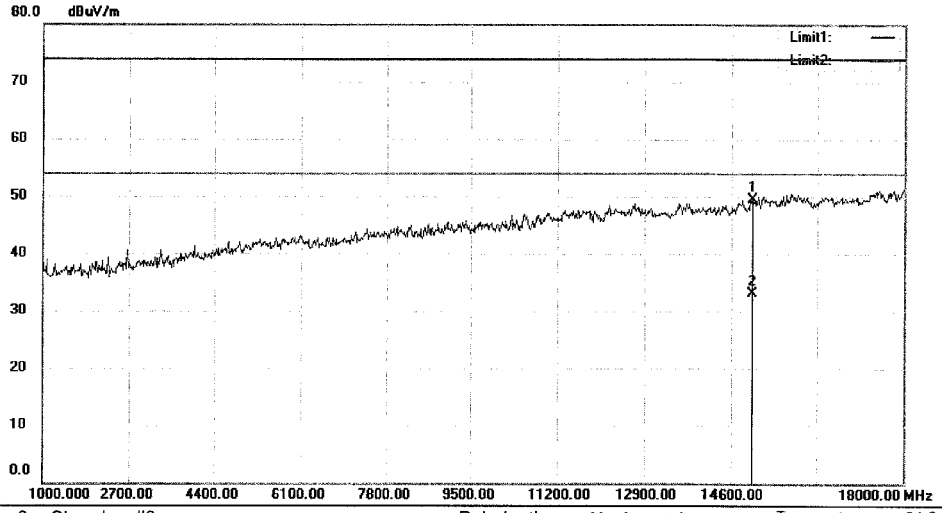

Site 3m Chamber #3 Polarization: *Horizontal* Temperature: 24 C
Limit: (RE)FCC PART 15 C Power: AC 120V/60Hz Humidity: 53 %
EUT: MID
M/N: NS-P08A7100
Mode:8DPSK 2402
Note:

No.	Mk.	Freq.	Reading Level	Correct Factor	Measure-ment	Limit	Over		Antenna Height	Table Degree	
		MHz	dBuV	dB	dBuV/m	dBuV/m	dB	Detector	cm	degree	Comment
1		15008.00	46.99	2.43	49.42	74.00	-24.58	peak		0	
2	*	15008.00	30.77	2.43	33.20	54.00	-20.80	AVG		0	

*:Maximum data x:Over limit !:over margin Operator:

Shenzhen EMTEK Co., Ltd.
Bldg. 69, Majialong Industry Zone, Nanshan District, Shenzhen, Guangdong, 518052 P. R. China
www.emtek.com.cn Tel:+86-755-2695 4280 Fax:+86-755-2695 4282
EMTEK Access to the World

Radiated Emission Measurement

File :TUV Data :#466 Date:2015/05/12

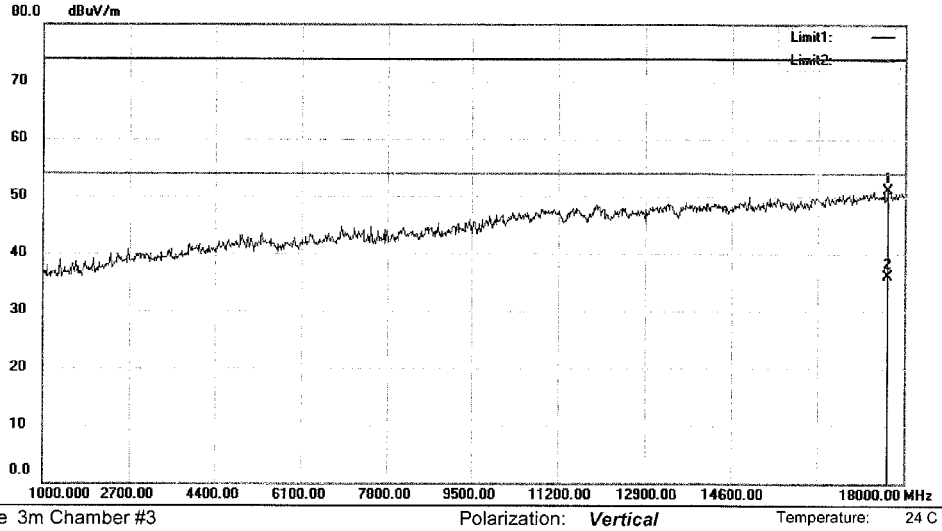

Site 3m Chamber #3 Polarization: *Vertical* Temperature: 24 C
Limit: (RE)FCC PART 15 C Power: AC 120V/60Hz Humidity: 53 %
EUT: MID
M/N: NS-P08A7100
Mode:8DPSK 2402
Note:

No.	Mk.	Freq.	Reading Level	Correct Factor	Measure-ment	Limit	Over		Antenna Height	Table Degree	
		MHz	dBuV	dB	dBuV/m	dBuV/m	dB	Detector	cm	degree	Comment
1		17677.00	39.96	11.16	51.12	74.00	-22.88	peak		0	
2	*	17677.00	24.94	11.16	36.10	54.00	-17.90	AVG		0	

*:Maximum data x:Over limit !:over margin Operator:

Shenzhen EMTEK Co., Ltd.
Bldg. 69, Majialong Industry Zone, Nanshan District, Shenzhen, Guangdong, 518052 P.R. China
www.emtek.com.cn Tel:+86-755-2695 4280 Fax:+86-755-2695 4282

EMTEK Access to the World

Radiated Emission Measurement

File :TUV Data :#467 Date:2015/05/12

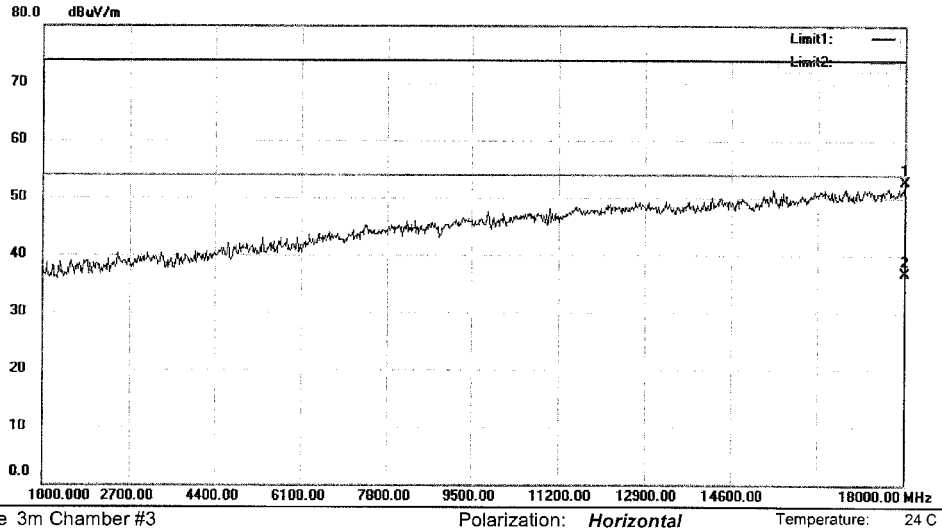

Site 3m Chamber #3 Polarization: *Horizontal* Temperature: 24 C
Limit: (RE)FCC PART 15 C Power: AC 120V/60Hz Humidity: 53 %
EUT: MID
M/N: NS-P08A7100
Mode:8DPSK 2441
Note:

No.	Mk.	Freq.	Reading Level	Correct Factor	Measure-ment	Limit	Over		Antenna Height	Table Degree	
		MHz	dBuV	dB	dBuV/m	dBuV/m	dB	Detector	cm	degree	Comment
1		18000.00	37.68	15.12	52.80	74.00	-21.20	peak		0	
2	*	18000.00	21.58	15.12	36.70	54.00	-17.30	AVG		0	

*:Maximum data x:Over limit !:over margin Operator:

Shenzhen EMTEK Co., Ltd.
Bldg. 69, Majialong Industry Zone, Nanshan District, Shenzhen, Guangdong, 518052 P. R. China
www.emtek.com.cn Tel:+86-755-2695 4280 Fax:+86-755-2695 4282

EMTEK Access to the World

Radiated Emission Measurement

File :TUV Data :#468 Date:2015/05/12

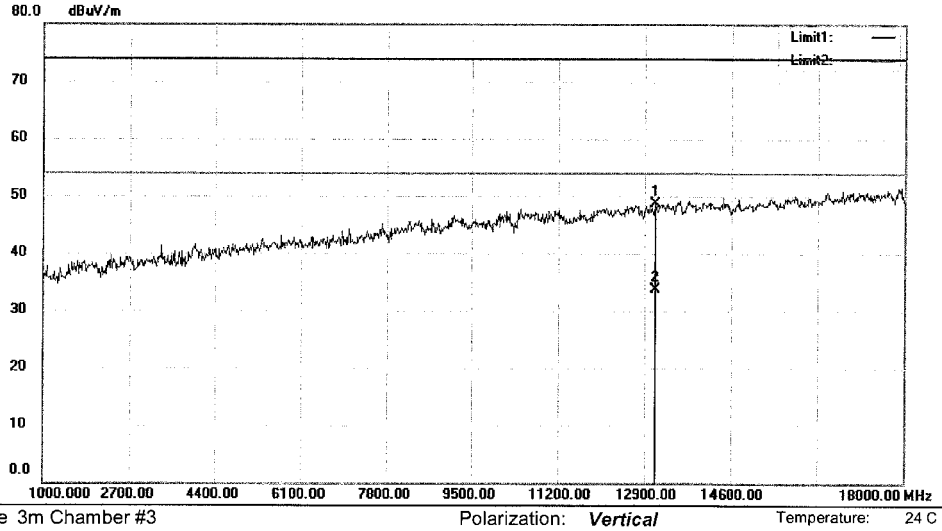

Site 3m Chamber #3 Polarization: *Vertical* Temperature: 24 C
Limit: (RE)FCC PART 15 C Power: AC 120V/60Hz Humidity: 53 %
EUT: MID
M/N: NS-P08A7100
Mode:8DPSK 2441
Note:

No.	Mk.	Freq.	Reading Level	Correct Factor	Measure-ment	Limit	Over		Antenna Height	Table Degree	
		MHz	dBuV	dB	dBuV/m	dBuV/m	dB	Detector	cm	degree	Comment
1		13104.00	48.94	-0.20	48.74	74.00	-25.26	peak		0	
2	*	13104.00	34.00	-0.20	33.80	54.00	-20.20	AVG		0	

*:Maximum data x:Over limit !:over margin Operator:

Shenzhen EMTEK Co., Ltd.
Bldg. 69, Majialong Industry Zone, Nanshan District, Shenzhen, Guangdong, 518052 P.R. China
www.emtek.com.cn Tel:+86-755-2695 4280 Fax:+86-755-2695 4282

EMTEK Access to the World

Radiated Emission Measurement

File :TUV Data :#470 Date:2015/05/12

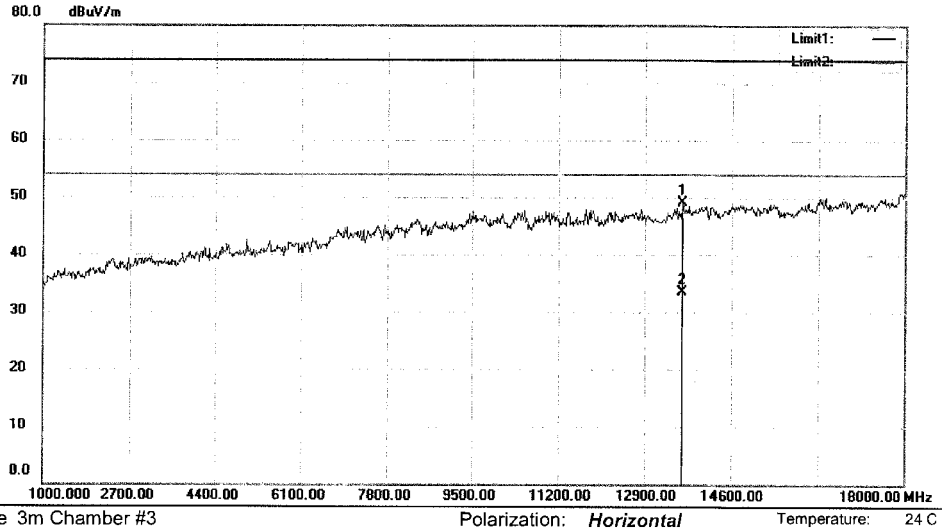

Site 3m Chamber #3 Polarization: *Horizontal* Temperature: 24 C
Limit: (RE)FCC PART 15 C Power: AC 120V/60Hz Humidity: 53 %
EUT: MID
M/N: NS-P08A7100
Mode:8DPSK 2480
Note:

No.	Mk.	Freq.	Reading Level	Correct Factor	Measure-ment	Limit	Over		Antenna Height	Table Degree	
		MHz	dBuV	dB	dBuV/m	dBuV/m	dB	Detector	cm	degree	Comment
1		13665.00	45.46	3.57	49.03	74.00	-24.97	peak		0	
2	*	13665.00	29.93	3.57	33.50	54.00	-20.50	AVG		0	

*:Maximum data x:Over limit !:over margin Operator: XLX

File :TUV\Data :#470 *Page: 1*

Shenzhen EMTEK Co., Ltd.
Bldg. 69, Majialong Industry Zone, Nanshan District, Shenzhen, Guangdong, 518052 P. R. China
www.emtek.com.cn Tel:+86-755-2695 4280 Fax:+86-755-2695 4282

EMTEK Access to the World

Radiated Emission Measurement

File :TUV Data :#469 Date:2015/05/12

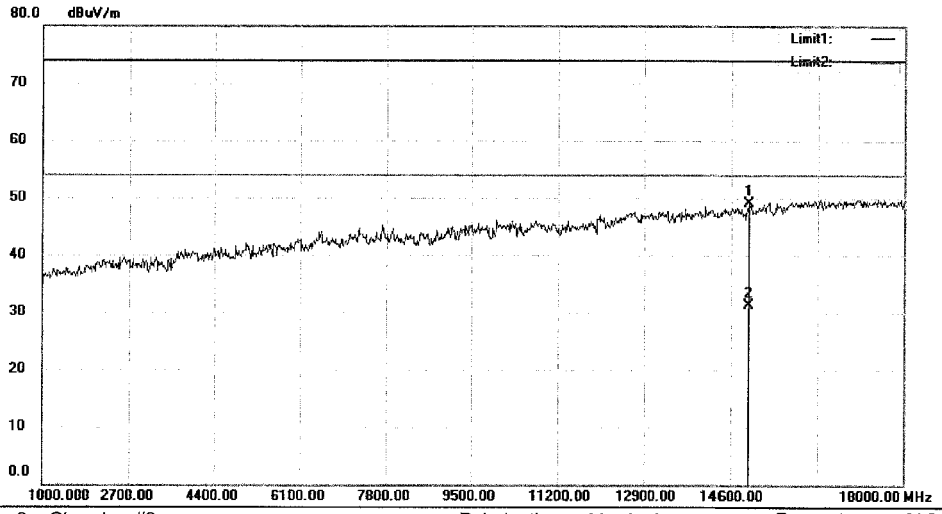

Site 3m Chamber #3 Polarization: *Vertical* Temperature: 24 C
Limit: (RE)FCC PART 15 C Power: AC 120V/60Hz Humidity: 53 %
EUT: MID
M/N: NS-P08A7100
Mode:8DPSK 2480
Note:

No.	Mk.	Freq.	Reading Level	Correct Factor	Measure-ment	Limit	Over		Antenna Height	Table Degree	
		MHz	dBuV	dB	dBuV/m	dBuV/m	dB	Detector	cm	degree	Comment
1		14940.00	45.17	3.86	49.03	74.00	-24.97	peak		0	
2	*	14940.00	27.54	3.86	31.40	54.00	-22.60	AVG		0	

*:Maximum data x:Over limit !:over margin Operator: XLX

File :TUV\Data :#469 *Page: 1*

Shenzhen EMTEK Co., Ltd.
Bldg.69, Majialong Industry Zone, Nanshan District, Shenzhen, Guangdong, 518052 P.R. China
www.emtek.com.cn Tel:+86-755-2695 4280 Fax:+86-755-2695 4282

EMTEK Access to the World

Radiated Emission Measurement

File :TUV Data :#405 Date:2015/05/12

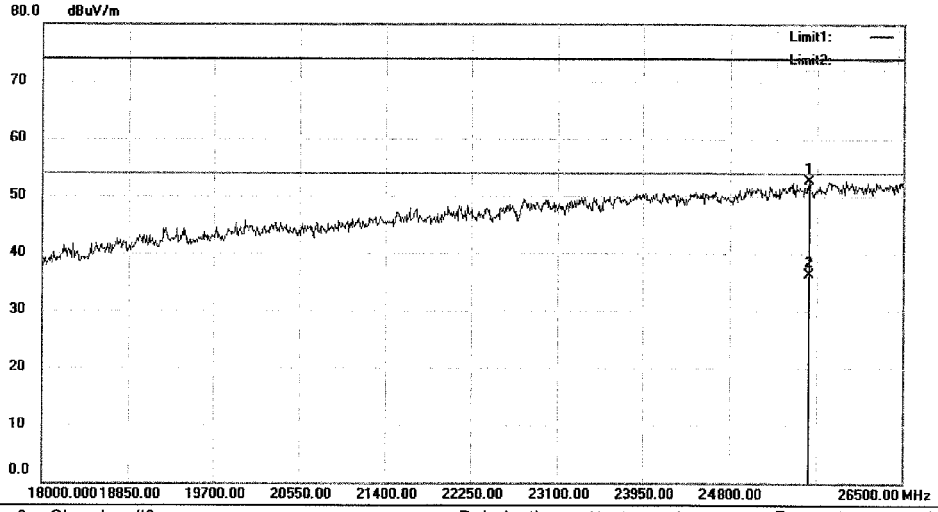

Site 3m Chamber #3 Polarization: ***Horizontal*** Temperature: 24 C
Limit: (RE)FCC PART 15 C Power: AC 120V/60Hz Humidity: 53 %
EUT: MID
M/N: NS-P08A7100
Mode: GFSK 2402
Note:

No.	Mk.	Freq.	Reading Level	Correct Factor	Measure-ment	Limit	Over		Antenna Height	Table Degree	
		MHz	dBuV	dB	dBuV/m	dBuV/m	dB	Detector	cm	degree	Comment
1		25573.50	88.94	-36.31	52.63	74.00	-21.37	peak		0	
2	*	25573.50	72.61	-36.31	36.30	54.00	-17.70	AVG		0	

*:Maximum data x:Over limit !:over margin Operator: KK

File :TUV\Data :#405 *Page: 1*

Shenzhen EMTEK Co., Ltd.
Bldg. 69, Majialong Industry Zone, Nanshan District, Shenzhen, Guangdong, 518052 P. R. China
www.emtek.com.cn Tel:+86-755-2695 4280 Fax:+86-755-2695 4282
EMTEK Access to the World

Radiated Emission Measurement

File :TUV Data :#406 Date:2015/05/12

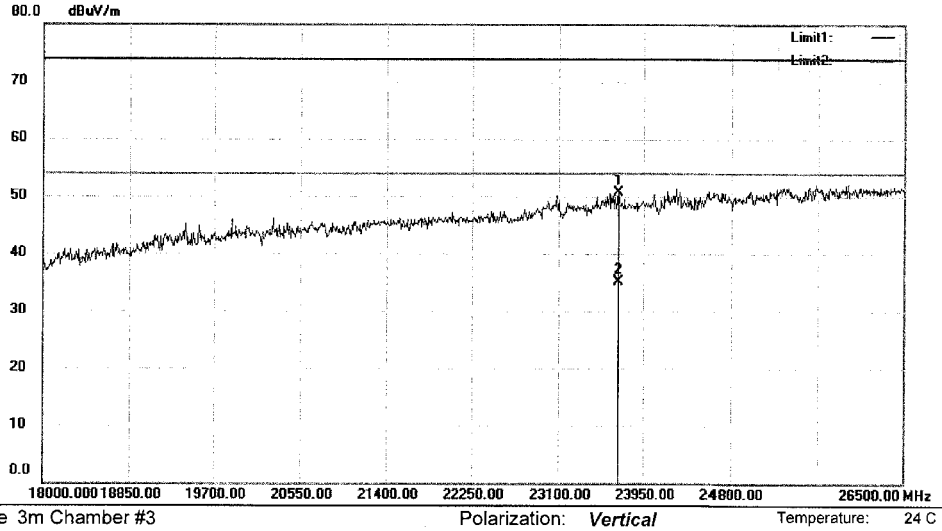

Site 3m Chamber #3 Polarization: *Vertical* Temperature: 24 C
Limit: (RE)FCC PART 15 C Power: AC 120V/60Hz Humidity: 53 %
EUT: MID
M/N: NS-P08A7100
Mode: GFSK 2402
Note:

No.	Mk.	Freq.	Reading Level	Correct Factor	Measure-ment	Limit	Over		Antenna Height	Table Degree	
		MHz	dBuV	dB	dBuV/m	dBuV/m	dB	Detector	cm	degree	Comment
1		23695.00	88.15	-37.45	50.70	74.00	-23.30	peak		0	
2	*	23695.00	72.65	-37.45	35.20	54.00	-18.80	AVG		0	

*:Maximum data x:Over limit !:over margin Operator: KK

File :TUV\Data :#406 *Page: 1*

Shenzhen EMTEK Co., Ltd.
Bldg. 69, Majialong Industry Zone, Nanshan District, Shenzhen, Guangdong, 518052 P. R. China
www.emtek.com.cn Tel:+86-755-2695 4280 Fax:+86-755-2695 4282

EMTEK Access to the World

Radiated Emission Measurement

File :TUV Data :#407 Date:2015/05/12

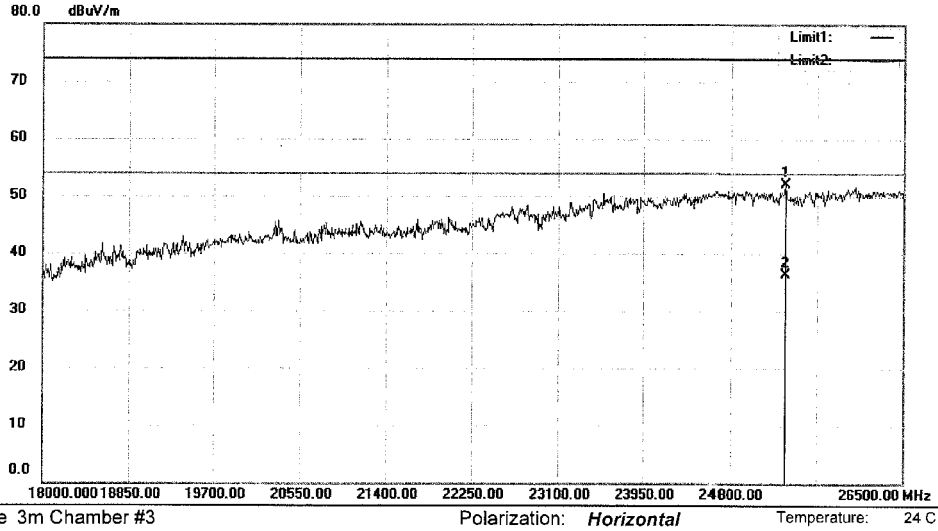

Site 3m Chamber #3 Polarization: *Horizontal* Temperature: 24 C
Limit: (RE)FCC PART 15 C Power: AC 120V/60Hz Humidity: 53 %
EUT: MID
M/N: NS-P08A7100
Mode: GFSK 2441
Note:

No.	Mk.	Freq.	Reading Level	Correct Factor	Measure-ment	Limit	Over		Antenna Height	Table Degree	
		MHz	dBuV	dB	dBuV/m	dBuV/m	dB	Detector	cm	degree	Comment
1		25335.50	88.70	-36.60	52.10	74.00	-21.90	peak		0	
2	*	25335.50	73.00	-36.60	36.40	54.00	-17.60	AVG		0	

*:Maximum data x:Over limit !:over margin Operator: KK

File :TUV\Data :#407 *Page: 1*

Shenzhen EMTEK Co., Ltd.
Bldg. 69, Majialong Industry Zone, Nanshan District, Shenzhen, Guangdong, 518052 P.R. China
www.emtek.com.cn Tel:+86-755-2695 4280 Fax:+86-755-2695 4282
EMTEK Access to the World

Radiated Emission Measurement

File :TUV Data :#408 Date:2015/05/12

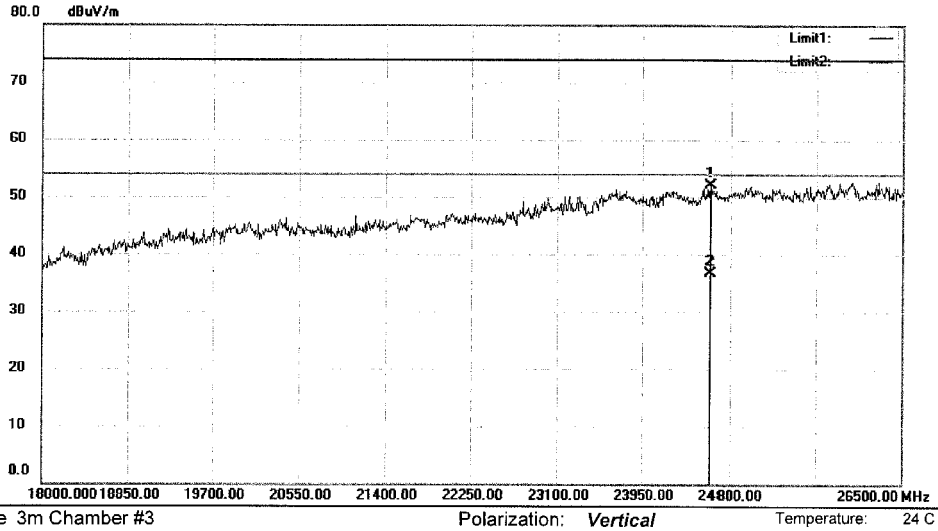

Site 3m Chamber #3 Polarization: *Vertical* Temperature: 24 C
Limit: (RE)FCC PART 15 C Power: AC 120V/60Hz Humidity: 53 %
EUT: MID
M/N: NS-P08A7100
Mode: GFSK 2441
Note:

No.	Mk.	Freq.	Reading Level	Correct Factor	Measure-ment	Limit	Over		Antenna Height	Table Degree	
		MHz	dBuV	dB	dBuV/m	dBuV/m	dB	Detector	cm	degree	Comment
1		24621.50	89.19	-37.06	52.13	74.00	-21.87	peak		0	
2	*	24621.50	73.76	-37.06	36.70	54.00	-17.30	AVG		0	

*:Maximum data x:Over limit !:over margin Operator: KK

Shenzhen EMTEK Co., Ltd.
Bldg. 69, Majialong Industry Zone, Nanshan District, Shenzhen, Guangdong, 518052 P.R. China
www.emtek.com.cn Tel:+86-755-2695 4280 Fax:+86-755-2695 4282

EMTEK Access to the World

Radiated Emission Measurement

File :TUV Data :#409 Date:2015/05/12

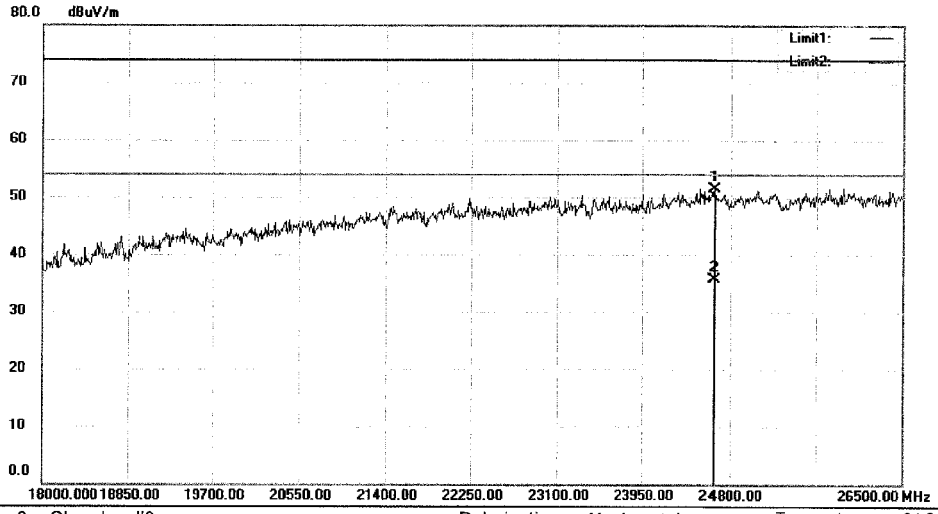

Site 3m Chamber #3 Polarization: ***Horizontal*** Temperature: 24 C
Limit: (RE)FCC PART 15 C Power: AC 120V/60Hz Humidity: 53 %
EUT: MID
M/N: NS-P08A7100
Mode: GFSK 2480
Note:

No.	Mk.	Freq.	Reading Level	Correct Factor	Measure-ment	Limit	Over		Antenna Height	Table Degree	
		MHz	dBuV	dB	dBuV/m	dBuV/m	dB	Detector	cm	degree	Comment
1		24647.00	88.55	-37.05	51.50	74.00	-22.50	peak		0	
2	*	24647.00	72.85	-37.05	35.80	54.00	-18.20	AVG		0	

*:Maximum data x:Over limit !:over margin Operator: KK

Shenzhen EMTEK Co., Ltd.
Bldg. 69, Majialong Industry Zone, Nanshan District, Shenzhen, Guangdong, 518052 P.R. China
www.emtek.com.cn Tel:+86-755-2695 4280 Fax:+86-755-2695 4282

EMTEK Access to the World

Radiated Emission Measurement

File :TUV Data :#410 Date:2015/05/12

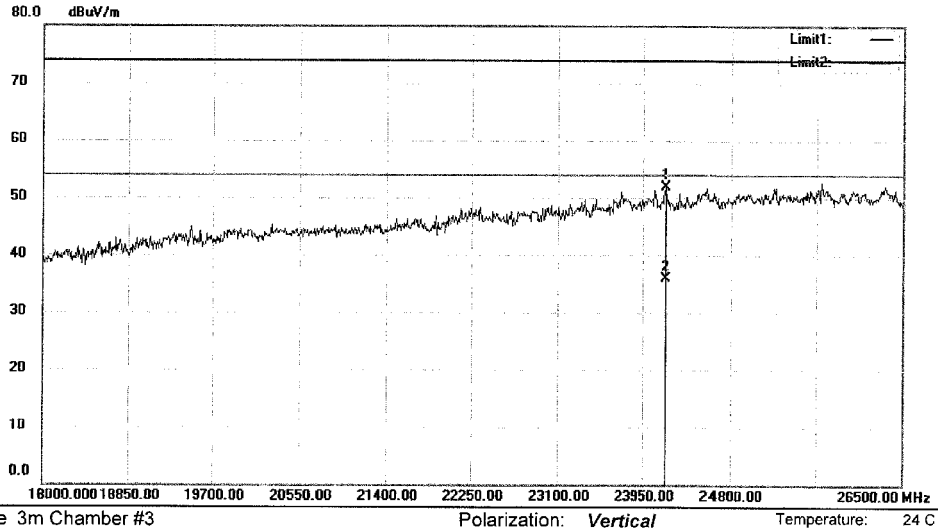

Site 3m Chamber #3 Polarization: *Vertical* Temperature: 24 C
Limit: (RE)FCC PART 15 C Power: AC 120V/60Hz Humidity: 53 %
EUT: MID
M/N: NS-P08A7100
Mode: GFSK 2480
Note:

No.	Mk.	Freq.	Reading Level	Correct Factor	Measure-ment	Limit	Over		Antenna Height	Table Degree	
		MHz	dBuV	dB	dBuV/m	dBuV/m	dB	Detector	cm	degree	Comment
1		24179.50	88.96	-37.11	51.85	74.00	-22.15	peak		0	
2	*	24179.50	73.11	-37.11	36.00	54.00	-18.00	AVG		0	

*:Maximum data x:Over limit !:over margin Operator: KK

File :TUV\Data :#410 *Page: 1*

Shenzhen EMTEK Co., Ltd.
Bldg. 69, Majialong Industry Zone, Nanshan District, Shenzhen, Guangdong, 518052 P. R. China
www.emtek.com.cn Tel:+86-755-2695 4280 Fax:+86-755-2695 4282

EMTEK Access to the World

Radiated Emission Measurement

File :TUV Data :#441 Date:2015/05/12

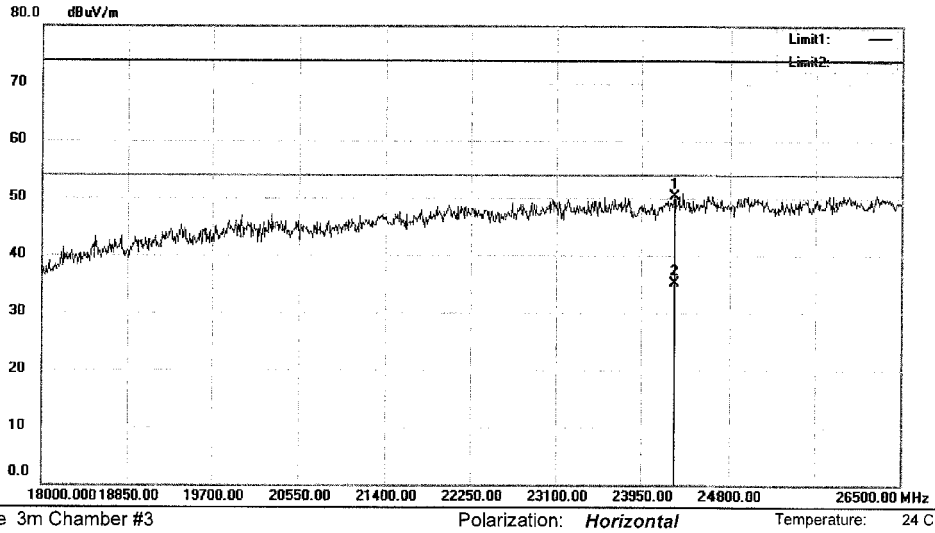

Site 3m Chamber #3 Polarization: *Horizontal* Temperature: 24 C
Limit: (RE)FCC PART 15 C Power: AC 120V/60Hz Humidity: 53 %
EUT: MID
M/N: NS-P08A7100
Mode: DQPSK 2402
Note:

No.	Mk.	Freq.	Reading Level	Correct Factor	Measure-ment	Limit	Over		Antenna Height	Table Degree	
		MHz	dBuV	dB	dBuV/m	dBuV/m	dB	Detector	cm	degree	Comment
1		24281.50	87.43	-37.10	50.33	74.00	-23.67	peak		0	
2	*	24281.50	72.30	-37.10	35.20	54.00	-18.80	AVG		0	

*:Maximum data x:Over limit !:over margin Operator: KK

Shenzhen EMTEK Co., Ltd.
Bldg. 69, Majialong Industry Zone, Nanshan District, Shenzhen, Guangdong, 518052 P.R. China
www.emtek.com.cn Tel:+86-755-2695 4280 Fax:+86-755-2695 4282

EMTEK Access to the World

Radiated Emission Measurement

File :TUV Data :#442 Date:2015/05/12

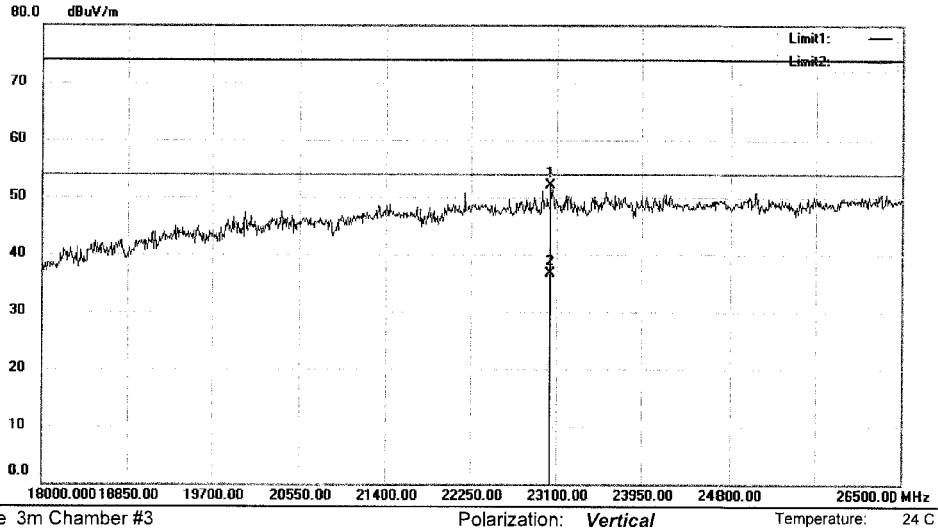

Site 3m Chamber #3 Polarization: *Vertical* Temperature: 24 C
Limit: (RE)FCC PART 15 C Power: AC 120V/60Hz Humidity: 53 %
EUT: MID
M/N: NS-P08A7100
Mode: DQPSK 2402
Note:

No.	Mk.	Freq.	Reading Level	Correct Factor	Measure-ment	Limit	Over		Antenna Height	Table Degree	
		MHz	dBuV	dB	dBuV/m	dBuV/m	dB	Detector	cm	degree	Comment
1		23040.50	90.25	-38.14	52.11	74.00	-21.89	peak		0	
2	*	23040.50	74.84	-38.14	36.70	54.00	-17.30	AVG		0	

*:Maximum data x:Over limit !:over margin Operator: KK

File :TUV\Data :#442 *Page: 1*

Shenzhen EMTEK Co., Ltd.
Bldg.69, Majialong Industry Zone, Nanshan District, Shenzhen, Guangdong, 518052 P.R. China
www.emtek.com.cn Tel:+86-755-2695 4280 Fax:+86-755-2695 4282

EMTEK Access to the World

Radiated Emission Measurement

File :TUV Data :#443 Date:2015/05/12

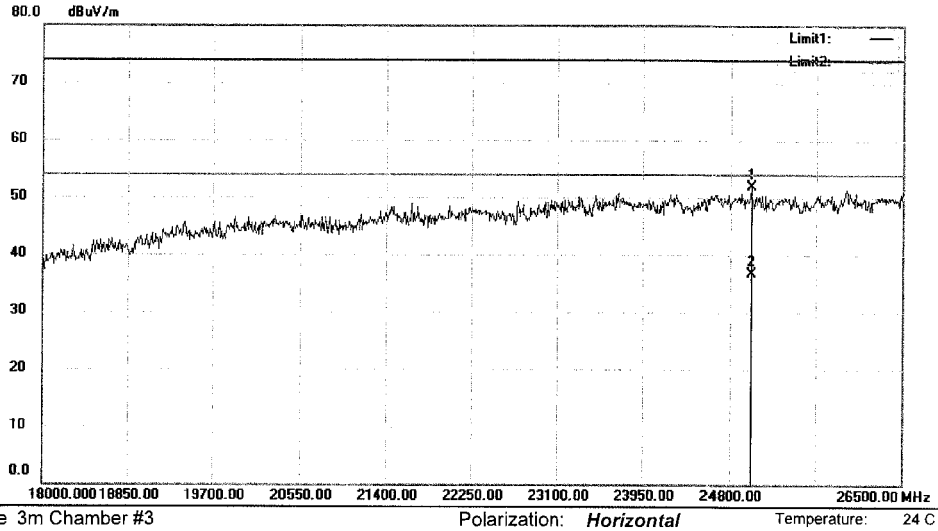

Site 3m Chamber #3 Polarization: *Horizontal* Temperature: 24 C
Limit: (RE)FCC PART 15 C Power: AC 120V/60Hz Humidity: 53 %
EUT: MID
M/N: NS-P08A7100
Mode:DQPSK 2441
Note:

No.	Mk.	Freq.	Reading Level	Correct Factor	Measure-ment	Limit	Over		Antenna Height	Table Degree	
		MHz	dBuV	dB	dBuV/m	dBuV/m	dB	Detector	cm	degree	Comment
1		25004.00	88.84	-37.01	51.83	74.00	-22.17	peak		0	
2	*	25004.00	73.71	-37.01	36.70	54.00	-17.30	AVG		0	

*:Maximum data x:Over limit !:over margin Operator: KK

File :TUV\Data :#443 *Page: 1*

Shenzhen EMTEK Co., Ltd.
Bldg. 69, Majialong Industry Zone, Nanshan District, Shenzhen, Guangdong, 518052 P. R. China
www.emtek.com.cn Tel:+86-755-2695 4280 Fax:+86-755-2695 4282

EMTEK Access to the World

Radiated Emission Measurement

File :TUV Data :#444 Date:2015/05/12

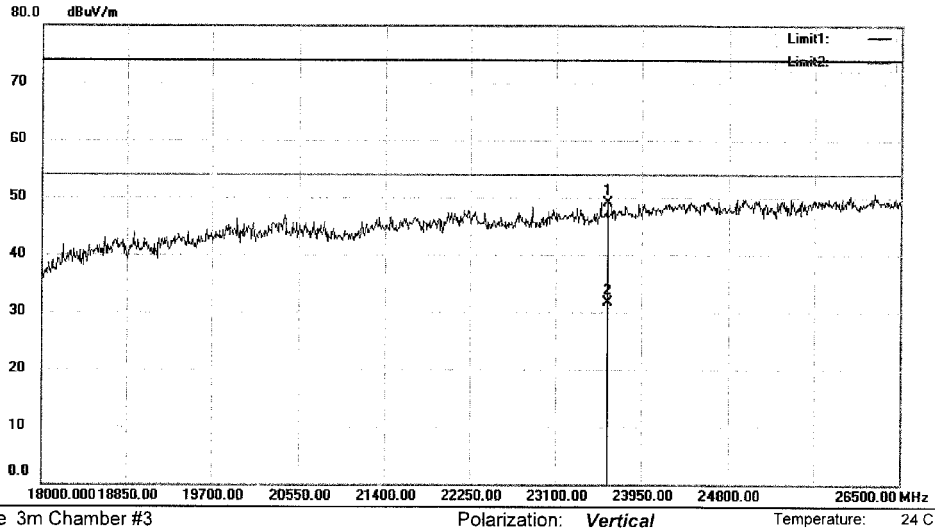

Site 3m Chamber #3 Polarization: *Vertical* Temperature: 24 C
Limit: (RE)FCC PART 15 C Power: AC 120V/60Hz Humidity: 53 %
EUT: MID
M/N: NS-P08A7100
Mode: DQPSK 2441
Note:

No.	Mk.	Freq.	Reading Level	Correct Factor	Measure-ment	Limit	Over		Antenna Height	Table Degree	
		MHz	dBuV	dB	dBuV/m	dBuV/m	dB	Detector	cm	degree	Comment
1		23610.00	86.60	-37.54	49.06	74.00	-24.94	peak		0	
2	*	23610.00	69.34	-37.54	31.80	54.00	-22.20	AVG		0	

*:Maximum data x:Over limit !:over margin Operator: KK

File :TUV\Data :#444 *Page: 1*

Shenzhen EMTEK Co., Ltd.
Bldg. 69, Majialong Industry Zone, Nanshan District, Shenzhen, Guangdong, 518052 P. R. China
www.emtek.com.cn Tel:+86-755-2695 4280 Fax:+86-755-2695 4282

EMTEK Access to the World

Radiated Emission Measurement

File :TUV Data :#445 Date:2015/05/12

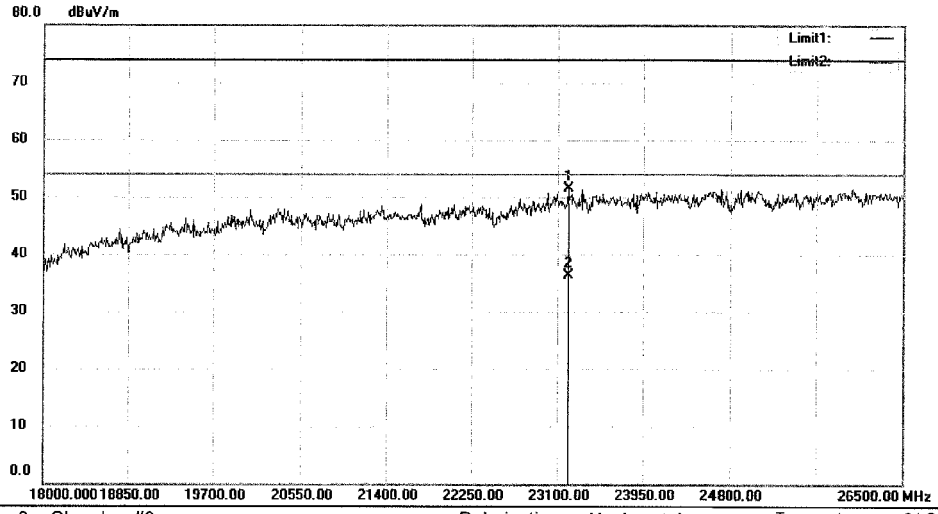

Site 3m Chamber #3 Polarization: *Horizontal* Temperature: 24 C
Limit: (RE)FCC PART 15 C Power: AC 120V/60Hz Humidity: 53 %
EUT: MID
M/N: NS-P08A7100
Mode: DQPSK 2480
Note:

No.	Mk.	Freq.	Reading Level	Correct Factor	Measure-ment	Limit	Over		Antenna Height	Table Degree	
		MHz	dBuV	dB	dBuV/m	dBuV/m	dB	Detector	cm	degree	Comment
1		23202.00	89.56	-37.97	51.59	74.00	-22.41	peak		0	
2	*	23202.00	74.37	-37.97	36.40	54.00	-17.60	AVG		0	

*:Maximum data x:Over limit !:over margin Operator: KK

File :TUV\Data :#445 *Page: 1*

Shenzhen EMTEK Co., Ltd.
Bldg. 69, Majialong Industry Zone, Nanshan District, Shenzhen, Guangdong, 518052 P. R. China
www.emtek.com.cn Tel:+86-755-2695 4280 Fax:+86-755-2695 4282

EMTEK Access to the World

Radiated Emission Measurement

File :TUV Data :#446 Date:2015/05/12

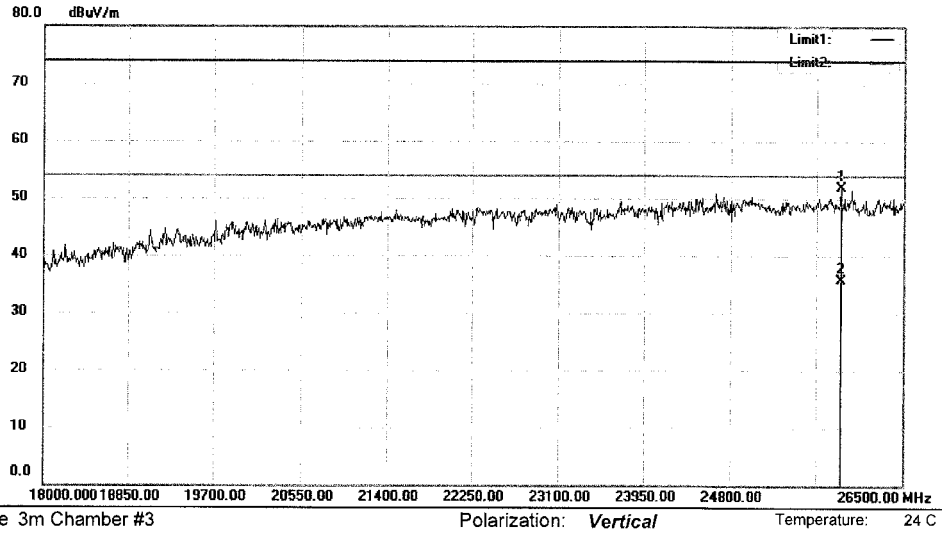

Site 3m Chamber #3 Polarization: *Vertical* Temperature: 24 C
Limit: (RE)FCC PART 15 C Power: AC 120V/60Hz Humidity: 53 %
EUT: MID
M/N: NS-P08A7100
Mode:DQPSK 2480
Note:

No.	Mk.	Freq.	Reading Level	Correct Factor	Measure-ment	Limit	Over		Antenna Height	Table Degree	
		MHz	dBuV	dB	dBuV/m	dBuV/m	dB	Detector	cm	degree	Comment
1		25888.00	87.92	-35.93	51.99	74.00	-22.01	peak		0	
2	*	25888.00	71.73	-35.93	35.80	54.00	-18.20	AVG		0	

*:Maximum data x:Over limit !:over margin Operator: KK

Shenzhen EMTEK Co., Ltd.
Bldg. 69, Majialong Industry Zone, Nanshan District, Shenzhen, Guangdong, 518052 P. R. China
www.emtek.com.cn Tel:+86-755-2695 4280 Fax:+86-755-2695 4282

EMTEK Access to the World

Radiated Emission Measurement

File :TUV Data :#411 Date:2015/05/12

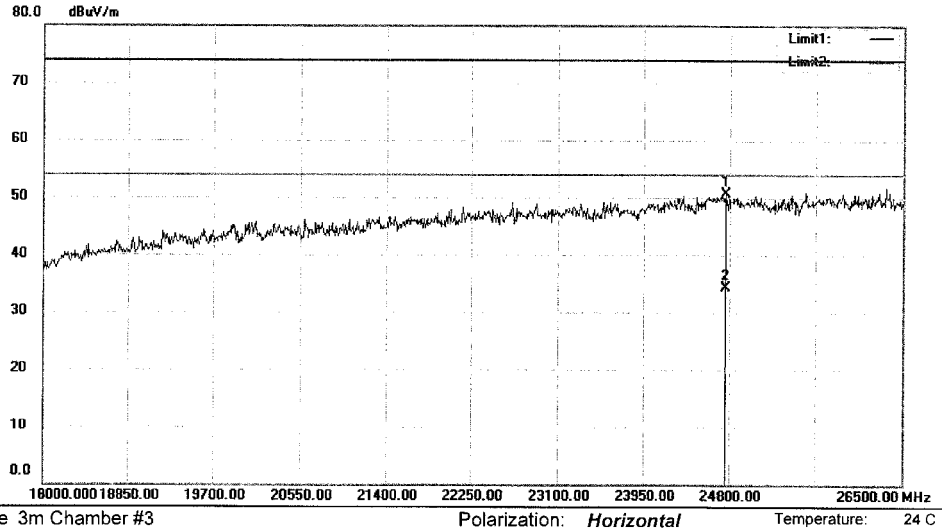

Site 3m Chamber #3 Polarization: *Horizontal* Temperature: 24 C
Limit: (RE)FCC PART 15 C Power: AC 120V/60Hz Humidity: 53 %
EUT: MID
M/N: NS-P08A7100
Mode: 8DPSK 2402
Note:

No.	Mk.	Freq.	Reading Level	Correct Factor	Measure-ment	Limit	Over		Antenna Height	Table Degree	
		MHz	dBuV	dB	dBuV/m	dBuV/m	dB	Detector	cm	degree	Comment
1		24757.50	87.69	-37.04	50.65	74.00	-23.35	peak		0	
2	*	24757.50	71.34	-37.04	34.30	54.00	-19.70	AVG		0	

*:Maximum data x:Over limit !:over margin Operator: KK

Shenzhen EMTEK Co., Ltd.
Bldg. 69, Majialong Industry Zone, Nanshan District, Shenzhen, Guangdong, 518052 P. R. China
www.emtek.com.cn Tel:+86-755-2695 4280 Fax:+86-755-2695 4282
EMTEK Access to the World

Radiated Emission Measurement

File :TUV Data :#412 Date:2015/05/12

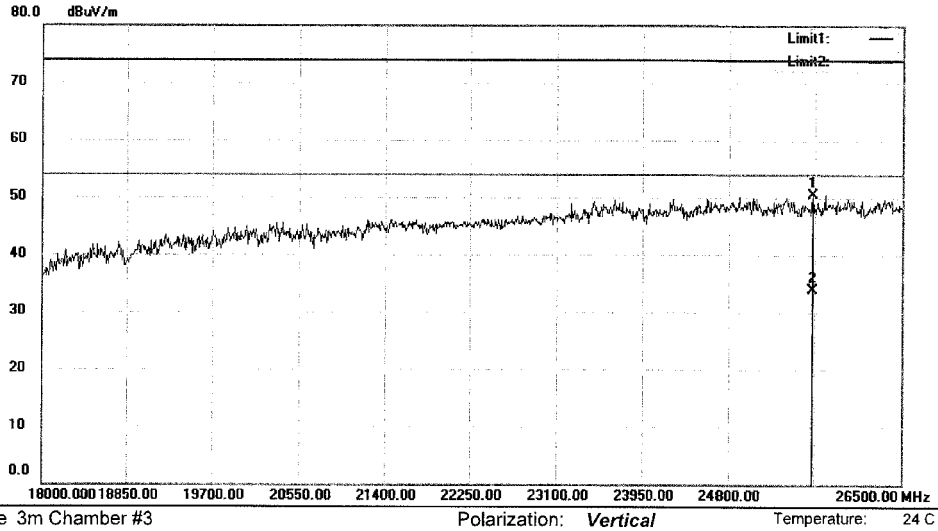

Site 3m Chamber #3 Polarization: *Vertical* Temperature: 24 C
Limit: (RE)FCC PART 15 C Power: AC 120V/60Hz Humidity: 53 %
EUT: MID
M/N: NS-P08A7100
Mode: 8DPSK 2402
Note:

No.	Mk.	Freq.	Reading Level	Correct Factor	Measure-ment	Limit	Over		Antenna Height	Table Degree	
		MHz	dBuV	dB	dBuV/m	dBuV/m	dB	Detector	cm	degree	Comment
1		25633.00	86.82	-36.24	50.58	74.00	-23.42	peak		0	
2	*	25633.00	70.14	-36.24	33.90	54.00	-20.10	AVG		0	

*:Maximum data x:Over limit !:over margin Operator: KK

Shenzhen EMTEK Co., Ltd.
Bldg.69, Majialong Industry Zone, Nanshan District, Shenzhen, Guangdong, 518052 P.R. China
www.emtek.com.cn Tel:+86-755-2695 4280 Fax:+86-755-2695 4282

EMTEK Access to the World

Radiated Emission Measurement

File :TUV Data :#413 Date:2015/05/12

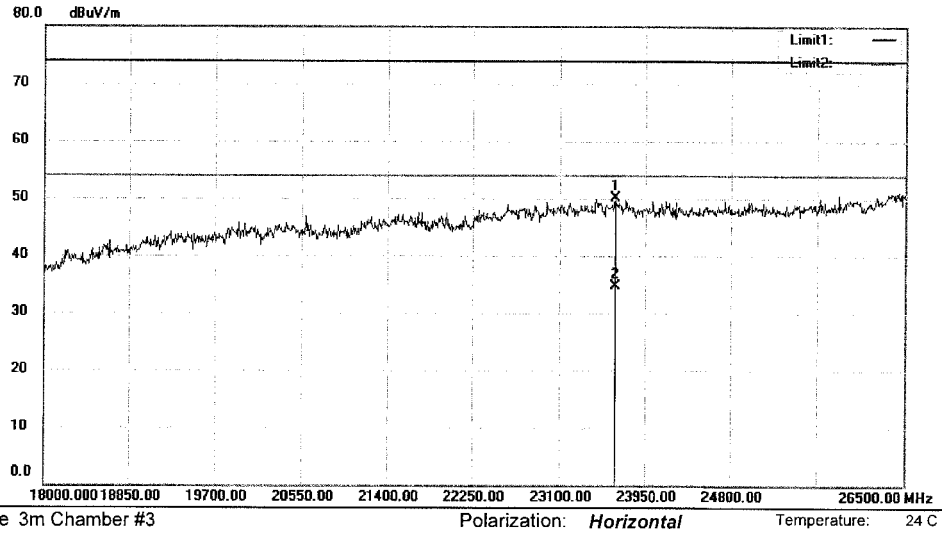

Site 3m Chamber #3 Polarization: *Horizontal* Temperature: 24 C
Limit: (RE)FCC PART 15 C Power: AC 120V/60Hz Humidity: 53 %
EUT: MID
M/N: NS-P08A7100
Mode: 8DPSK 2441
Note:

No.	Mk.	Freq.	Reading Level	Correct Factor	Measure-ment	Limit	Over		Antenna Height	Table Degree	
		MHz	dBuV	dB	dBuV/m	dBuV/m	dB	Detector	cm	degree	Comment
1		23644.00	87.54	-37.50	50.04	74.00	-23.96	peak		0	
2	*	23644.00	72.20	-37.50	34.70	54.00	-19.30	AVG		0	

*:Maximum data x:Over limit !:over margin Operator: KK

Shenzhen EMTEK Co., Ltd.
Bldg. 69, Majialong Industry Zone, Nanshan District, Shenzhen, Guangdong, 518052 P.R. China
www.emtek.com.cn Tel:+86-755-2695 4280 Fax:+86-755-2695 4282

EMTEK Access to the World

Radiated Emission Measurement

File :TUV Data :#414 Date:2015/05/12

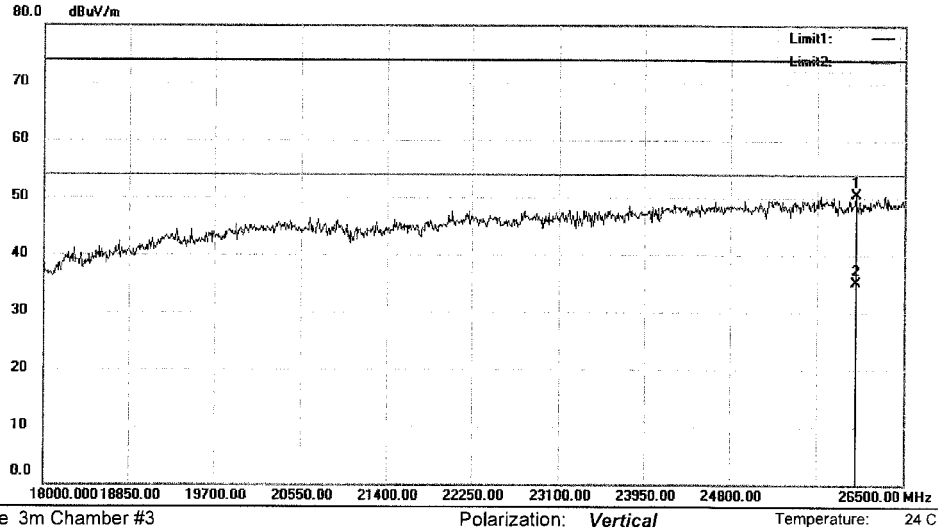

Site 3m Chamber #3 Polarization: *Vertical* Temperature: 24 C
Limit: (RE)FCC PART 15 C Power: AC 120V/60Hz Humidity: 53 %
EUT: MID
M/N: NS-P08A7100
Mode:8DPSK 2441
Note:

No.	Mk.	Freq.	Reading Level	Correct Factor	Measure-ment	Limit	Over		Antenna Height	Table Degree	
		MHz	dBuV	dB	dBuV/m	dBuV/m	dB	Detector	cm	degree	Comment
1		26024.00	86.28	-35.76	50.52	74.00	-23.48	peak		0	
2	*	26024.00	70.96	-35.76	35.20	54.00	-18.80	AVG		0	

*:Maximum data x:Over limit !:over margin Operator: KK

File :TUV\Data :#414 *Page: 1*

Shenzhen EMTEK Co., Ltd.
Bldg. 69, Majialong Industry Zone, Nanshan District, Shenzhen, Guangdong, 518052 P. R. China
www.emtek.com.cn Tel:+86-755-2695 4280 Fax:+86-755-2695 4282

EMTEK Access to the World

Radiated Emission Measurement

File :TUV Data :#415 Date:2015/05/12

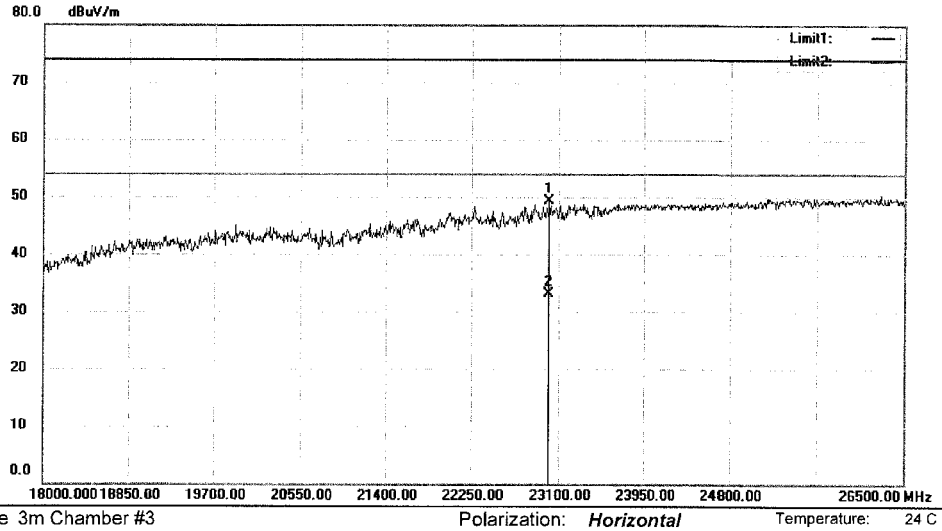

Site 3m Chamber #3 Polarization: *Horizontal* Temperature: 24 C
Limit: (RE)FCC PART 15 C Power: AC 120V/60Hz Humidity: 53 %
EUT: MID
M/N: NS-P08A7100
Mode:8DPSK 2480
Note:

No.	Mk.	Freq.	Reading Level	Correct Factor	Measure-ment	Limit	Over		Antenna Height	Table Degree	
		MHz	dBuV	dB	dBuV/m	dBuV/m	dB	Detector	cm	degree	Comment
1		23006.50	87.39	-38.17	49.22	74.00	-24.78	peak		0	
2	*	23006.50	71.27	-38.17	33.10	54.00	-20.90	AVG		0	

*:Maximum data x:Over limit !:over margin Operator: KK

File :TUV\Data :#415 *Page: 1*

Shenzhen EMTEK Co., Ltd.
Bldg. 69, Majialong Industry Zone, Nanshan District, Shenzhen, Guangdong, 518052 P.R. China
www.emtek.com.cn Tel:+86-755-2695 4280 Fax:+86-755-2695 4282

EMTEK Access to the World

Radiated Emission Measurement

File :TUV Data :#416 Date:2015/05/12

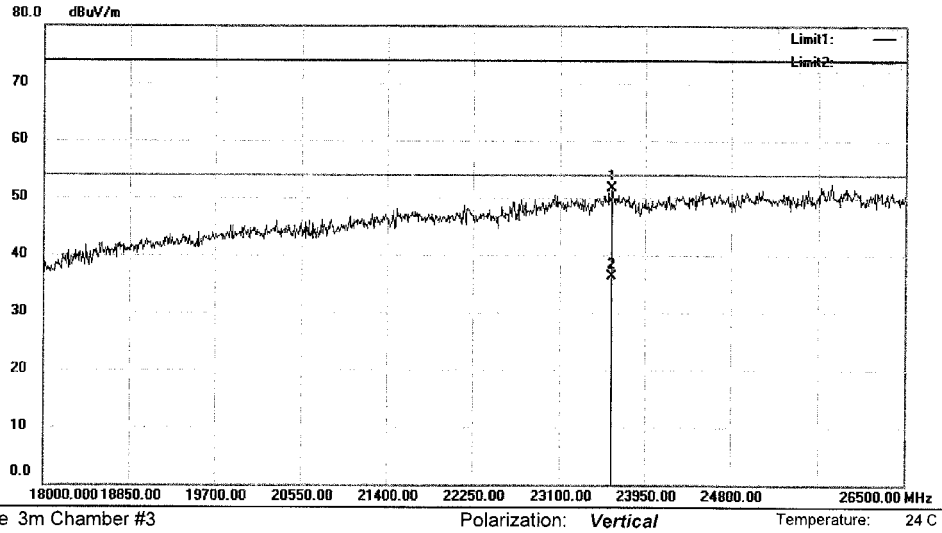

Site 3m Chamber #3 Polarization: *Vertical* Temperature: 24 C
Limit: (RE)FCC PART 15 C Power: AC 120V/60Hz Humidity: 53 %
EUT: MID
M/N: NS-P08A7100
Mode:8DPSK 2480
Note:

No.	Mk.	Freq.	Reading Level	Correct Factor	Measure-ment	Limit	Over		Antenna Height	Table Degree	
		MHz	dBuV	dB	dBuV/m	dBuV/m	dB	Detector	cm	degree	Comment
1		23618.50	89.21	-37.53	51.68	74.00	-22.32	peak		0	
2	*	23618.50	73.93	-37.53	36.40	54.00	-17.60	AVG		0	

*:Maximum data x:Over limit !:over margin Operator: KK

Shenzhen EMTEK Co., Ltd.
Bldg. 69, Majialong Industry Zone, Nanshan District, Shenzhen, Guangdong, 518052 P. R. China
www.emtek.com.cn Tel:+86-755-2695 4280 Fax:+86-755-2695 4282

EMTEK
Access to the World

Radiated Emission Measurement

File :TUV Data :#313 Date: 2016/05/12

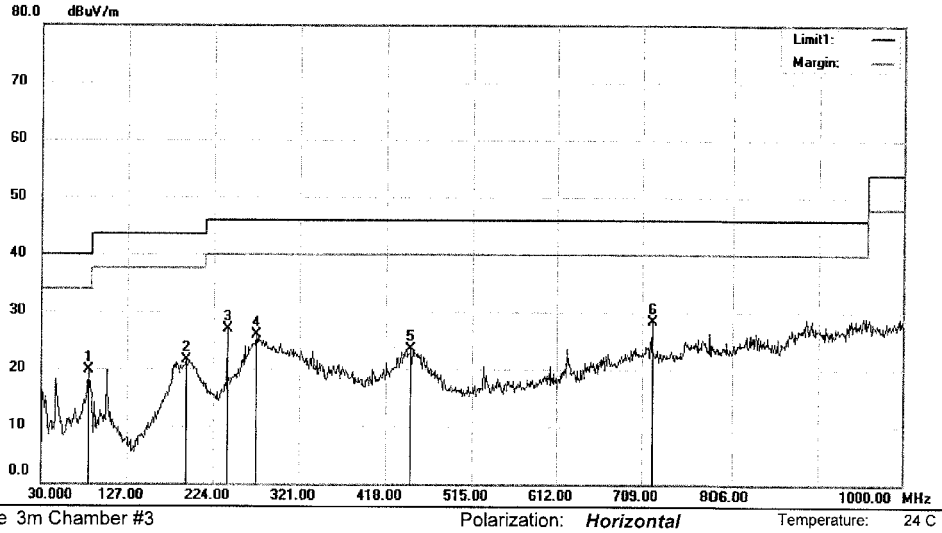

Site 3m Chamber #3 Polarization: *Horizontal* Temperature: 24 C
Limit: (RE)FCC PART 15 CLASS B Power: AC 120V/60Hz Humidity: 53 %
EUT: MID
M/N: NS-P10A7100
Mode: BT 3.0 TX LOW
Note:

No.	Mk.	Freq.	Reading Level	Correct Factor	Measure-ment	Limit	Over		Antenna Height	Table Degree	
		MHz	dBuV	dB	dBuV/m	dBuV/m	dB	Detector	cm	degree	Comment
1		83.3500	38.89	-19.23	19.66	40.00	-20.34	QP			
2		192.9600	38.00	-16.43	21.57	43.50	-21.93	QP			
3		239.5200	40.78	-13.96	26.82	46.00	-19.18	QP			
4		272.5000	38.64	-12.66	25.98	46.00	-20.02	QP			
5		446.1300	32.15	-8.73	23.42	46.00	-22.58	QP			
6	*	720.6400	32.29	-3.95	28.34	46.00	-17.66	QP			

*:Maximum data x:Over limit !:over margin Operator: KK

File :TUV\Data :#313 *Page: 1*

Shenzhen EMTEK Co., Ltd.
Bldg. 69, Majialong Industry Zone, Nanshan District, Shenzhen, Guangdong, 518052 P. R. China
www.emtek.com.cn Tel:+86-755-2695 4280 Fax:+86-755-2695 4282

EMTEK
Access to the World

Radiated Emission Measurement

File :TUV Data :#312 Date: 2016/05/12

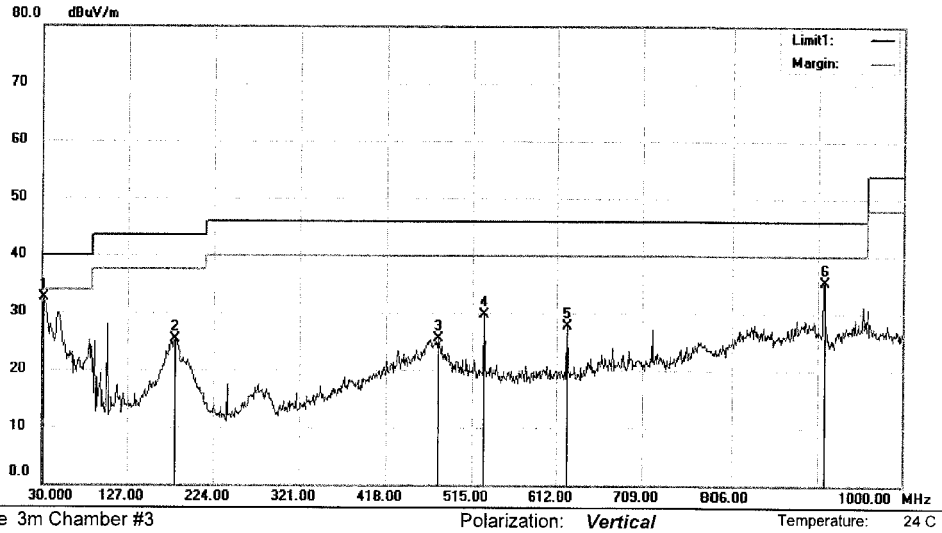

Site 3m Chamber #3 Polarization: *Vertical* Temperature: 24 C
Limit: (RE)FCC PART 15 CLASS B Power: AC 120V/60Hz Humidity: 53 %
EUT: MID
M/N: NS-P10A7100
Mode: BT 3.0 TX LOW
Note:

No.	Mk.	Freq.	Reading Level	Correct Factor	Measure-ment	Limit	Over		Antenna Height	Table Degree	
		MHz	dBuV	dB	dBuV/m	dBuV/m	dB	Detector	cm	degree	Comment
1	*	31.9400	49.73	-17.26	32.47	40.00	-7.53	QP			
2		180.3500	42.52	-17.15	25.37	43.50	-18.13	QP			
3		476.2000	33.47	-8.00	25.47	46.00	-20.53	QP			
4		528.5800	36.77	-7.00	29.77	46.00	-16.23	QP			
5		624.6100	33.23	-5.46	27.77	46.00	-18.23	QP			
6		910.7600	36.69	-1.39	35.30	46.00	-10.70	QP			

*:Maximum data x:Over limit !:over margin Operator: KK

File :TUV\Data :#312 *Page: 1*

Shenzhen EMTEK Co., Ltd.
Bldg. 69, Majialong Industry Zone, Nanshan District, Shenzhen, Guangdong, 518052 P. R. China
www.emtek.com.cn Tel:+86-755-2695 4280 Fax:+86-755-2695 4282

EMTEK Access to the World

Radiated Emission Measurement

File :TUV Data :#311 Date: 2016/05/12

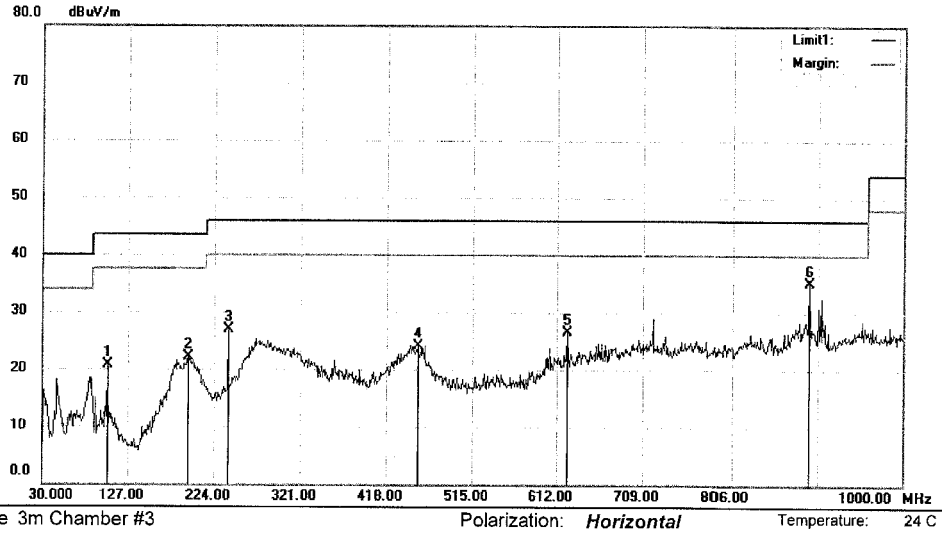

Site 3m Chamber #3 Polarization: *Horizontal* Temperature: 24 C
Limit: (RE)FCC PART 15 CLASS B Power: AC 120V/60Hz Humidity: 53 %
EUT: MID
M/N: NS-P10A7100
Mode:BT 3.0 TX MID
Note:

No.	Mk.	Freq.	Reading Level	Correct Factor	Measure-ment	Limit	Over		Antenna Height	Table Degree	
		MHz	dBuV	dB	dBuV/m	dBuV/m	dB	Detector	cm	degree	Comment
1		103.7200	36.08	-15.30	20.78	43.50	-22.72	QP			
2		194.9000	38.36	-16.19	22.17	43.50	-21.33	QP			
3		239.5200	40.80	-13.96	26.84	46.00	-19.16	QP			
4		452.9200	32.93	-8.83	24.10	46.00	-21.90	QP			
5		624.6100	32.03	-5.46	26.57	46.00	-19.43	QP			
6	*	893.3000	36.66	-1.64	35.02	46.00	-10.98	QP			

*:Maximum data x:Over limit !:over margin Operator: KK

File :TUV\Data :#311 *Page: 1*

Shenzhen EMTEK Co., Ltd.
Bldg.69, Majialong Industry Zone, Nanshan District, Shenzhen, Guangdong, 518052 P.R. China
www.emtek.com.cn Tel:+86-755-2695 4280 Fax:+86-755-2695 4282

EMTEK Access to the World

Radiated Emission Measurement

File :TUV Data :#310 Date: 2016/05/12

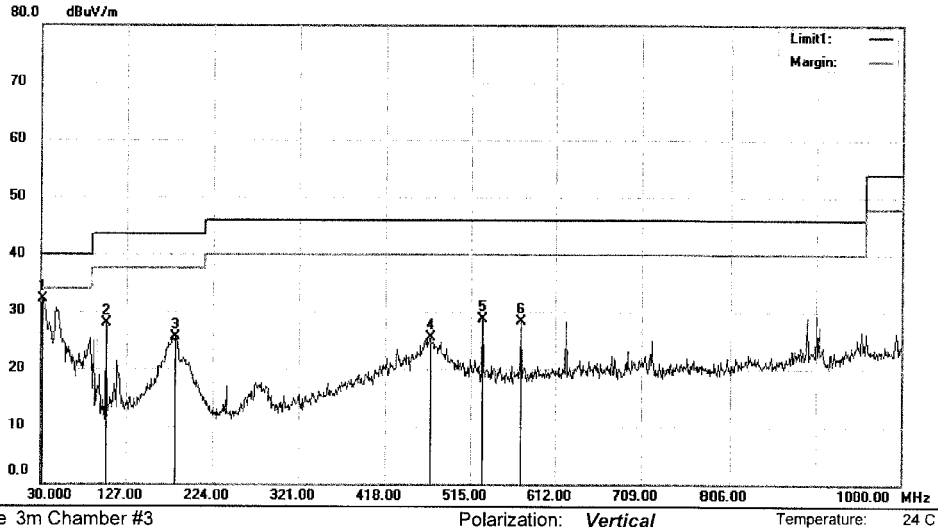

Site 3m Chamber #3 Polarization: *Vertical* Temperature: 24 C
Limit: (RE)FCC PART 15 CLASS B Power: AC 120V/60Hz Humidity: 53 %
EUT: MID
M/N: NS-P10A7100
Mode:BT 3.0 TX MID
Note:

No.	Mk.	Freq.	Reading Level	Correct Factor	Measure-ment	Limit	Over		Antenna Height	Table Degree	
		MHz	dBuV	dB	dBuV/m	dBuV/m	dB	Detector	cm	degree	Comment
1	*	31.9400	49.29	-17.26	32.03	40.00	-7.97	QP			
2		103.7200	43.21	-15.30	27.91	43.50	-15.59	QP			
3		181.3200	42.62	-17.12	25.50	43.50	-18.00	QP			
4		468.4400	33.96	-8.44	25.52	46.00	-20.48	QP			
5		528.5800	35.75	-7.00	28.75	46.00	-17.25	QP			
6		572.2300	34.57	-6.30	28.27	46.00	-17.73	QP			

*:Maximum data x:Over limit !:over margin Operator: KK

File :TUV\Data :#310 *Page: 1*

Shenzhen EMTEK Co., Ltd.
Bldg. 69, Majialong Industry Zone, Nanshan District, Shenzhen, Guangdong, 518052 P.R. China
www.emtek.com.cn Tel:+86-755-2695 4280 Fax:+86-755-2695 4282

EMTEK Access to the World

Radiated Emission Measurement

File :TUV Data :#309 Date: 2016/05/12

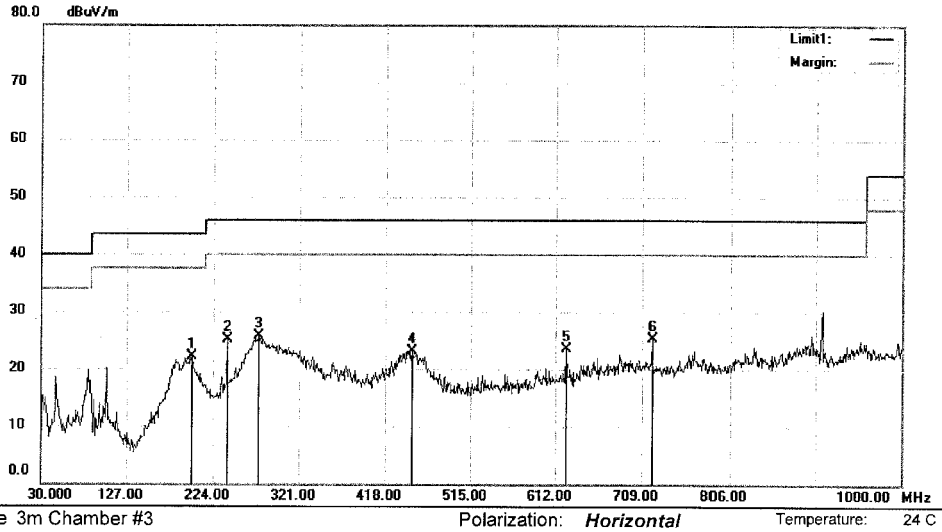

Site 3m Chamber #3 Polarization: ***Horizontal*** Temperature: 24 C
Limit: (RE)FCC PART 15 CLASS B Power: AC 120V/60Hz Humidity: 53 %
EUT: MID
M/N: NS-P10A7100
Mode: BT 3.0 TX HIGH
Note:

No.	Mk.	Freq.	Reading Level	Correct Factor	Measure-ment	Limit	Over		Antenna Height	Table Degree	
		MHz	dBuV	dB	dBuV/m	dBuV/m	dB	Detector	cm	degree	Comment
1		199.7500	37.66	-15.57	22.09	43.50	-21.41	QP			
2		239.5200	39.12	-13.96	25.16	46.00	-20.84	QP			
3	*	275.4100	38.26	-12.57	25.69	46.00	-20.31	QP			
4		448.0700	31.94	-8.76	23.18	46.00	-22.82	QP			
5		624.6100	28.91	-5.46	23.45	46.00	-22.55	QP			
6		720.6400	29.32	-3.95	25.37	46.00	-20.63	QP			

*:Maximum data x:Over limit !:over margin Operator: KK

Shenzhen EMTEK Co., Ltd.
Bldg. 69, Majialong Industry Zone, Nanshan District, Shenzhen, Guangdong, 518052 P.R. China
www.emtek.com.cn Tel:+86-755-2695 4280 Fax:+86-755-2695 4282

EMTEK Access to the World

Radiated Emission Measurement

File :TUV Data :#308 Date: 2016/05/12

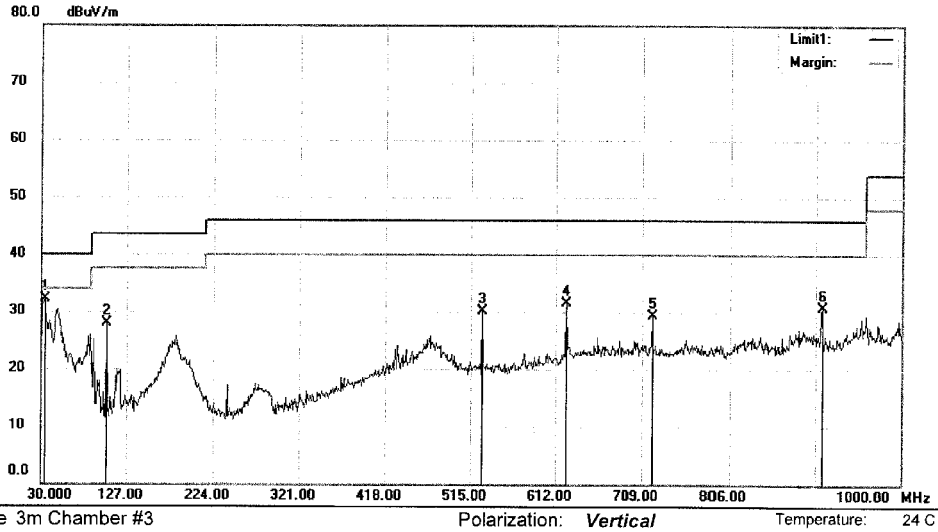

Site 3m Chamber #3 Polarization: *Vertical* Temperature: 24 C
Limit: (RE)FCC PART 15 CLASS B Power: AC 120V/60Hz Humidity: 53 %
EUT: MID
M/N: NS-P10A7100
Mode:BT 3.0 TX HIGH
Note:

No.	Mk.	Freq.	Reading Level	Correct Factor	Measure-ment	Limit	Over		Antenna Height	Table Degree	
		MHz	dBuV	dB	dBuV/m	dBuV/m	dB	Detector	cm	degree	Comment
1	*	33.8800	49.16	-17.01	32.15	40.00	-7.85	QP			
2		103.7200	43.30	-15.30	28.00	43.50	-15.50	QP			
3		528.5800	37.18	-7.00	30.18	46.00	-15.82	QP			
4		624.6100	36.88	-5.46	31.42	46.00	-14.58	QP			
5		720.6400	33.32	-3.95	29.37	46.00	-16.63	QP			
6		910.7600	32.04	-1.39	30.65	46.00	-15.35	QP			

*:Maximum data x:Over limit !:over margin Operator: KK

Shenzhen EMTEK Co., Ltd.
Bldg. 69, Majialong Industry Zone, Nanshan District, Shenzhen, Guangdong, 518052 P.R. China
www.emtek.com.cn Tel:+86-755-2695 4280 Fax:+86-755-2695 4282

EMTEK Access to the World

Radiated Emission Measurement

File :TUV Data :#315 Date: 2016/05/12

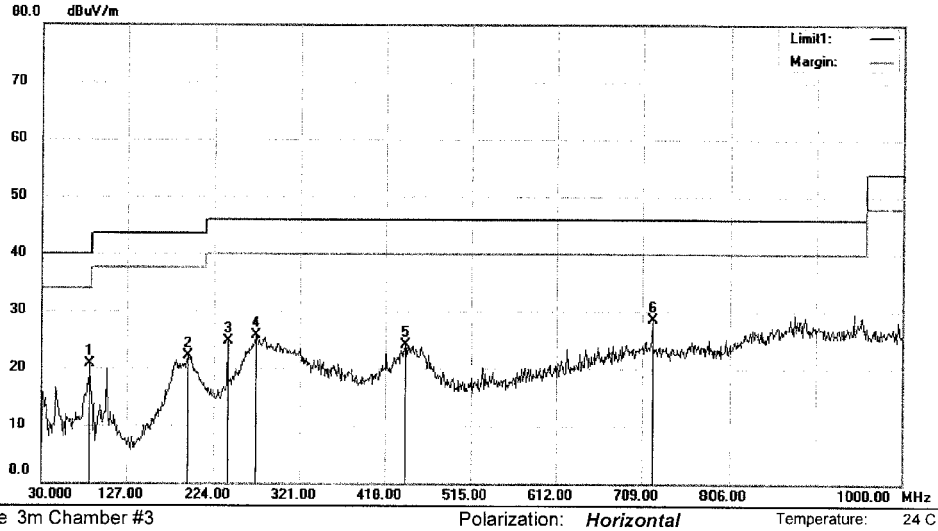

Site 3m Chamber #3 Polarization: *Horizontal* Temperature: 24 C
Limit: (RE)FCC PART 15 CLASS B Power: AC 120V/60Hz Humidity: 53 %
EUT: MID
M/N: NS-P10A7100
Mode:BT 3.0 TX LOW
Note:

No.	Mk.	Freq.	Reading Level	Correct Factor	Measure-ment	Limit	Over		Antenna Height	Table Degree	
		MHz	dBuV	dB	dBuV/m	dBuV/m	dB	Detector	cm	degree	Comment
1		85.2900	39.24	-18.63	20.61	40.00	-19.39	QP			
2		194.9000	38.29	-16.19	22.10	43.50	-21.40	QP			
3		239.5200	38.66	-13.96	24.70	46.00	-21.30	QP			
4		270.5600	38.50	-12.71	25.79	46.00	-20.21	QP			
5		440.3100	32.74	-8.66	24.08	46.00	-21.92	QP			
6	*	720.6400	32.48	-3.95	28.53	46.00	-17.47	QP			

*:Maximum data x:Over limit !:over margin Operator: KK

Shenzhen EMTEK Co., Ltd.
Bldg. 69, Majialong Industry Zone, Nanshan District, Shenzhen, Guangdong, 518052 P. R. China
www.emtek.com.cn Tel:+86-755-2695 4280 Fax:+86-755-2695 4282
EMTEK Access to the World

Radiated Emission Measurement

File :TUV Data :#314 Date: 2016/05/12

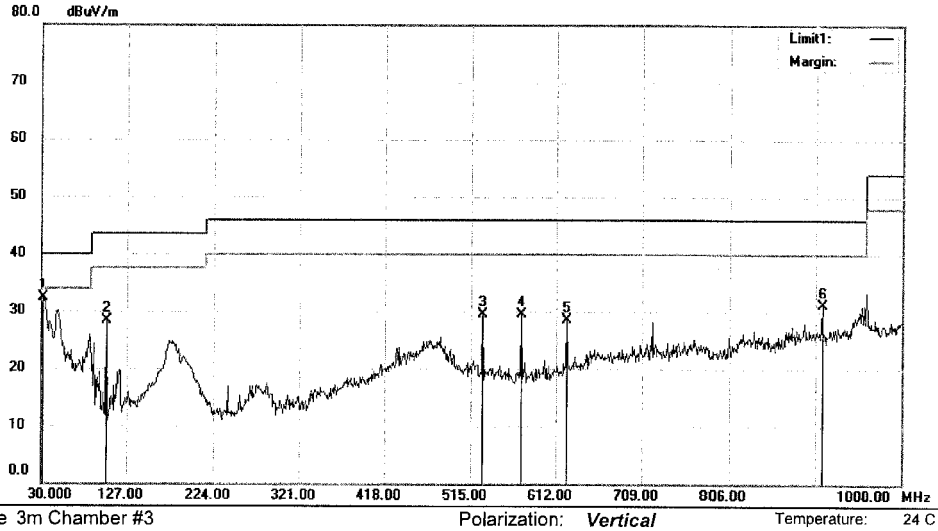

Site 3m Chamber #3 Polarization: *Vertical* Temperature: 24 C
Limit: (RE)FCC PART 15 CLASS B Power: AC 120V/60Hz Humidity: 53 %
EUT: MID
M/N: NS-P10A7100
Mode: BT 3.0 TX LOW
Note:

No.	Mk.	Freq.	Reading Level	Correct Factor	Measure-ment	Limit	Over		Antenna Height	Table Degree	
		MHz	dBuV	dB	dBuV/m	dBuV/m	dB	Detector	cm	degree	Comment
1	*	31.9400	49.59	-17.26	32.33	40.00	-7.67	QP			
2		103.7200	43.61	-15.30	28.31	43.50	-15.19	QP			
3		528.5800	36.55	-7.00	29.55	46.00	-16.45	QP			
4		572.2300	35.74	-6.30	29.44	46.00	-16.56	QP			
5		623.6400	33.94	-5.47	28.47	46.00	-17.53	QP			
6		910.7600	32.53	-1.39	31.14	46.00	-14.86	QP			

*:Maximum data x:Over limit !:over margin Operator: KK

File :TUV\Data :#314 *Page: 1*

Shenzhen EMTEK Co., Ltd.
Bldg. 69, Majialong Industry Zone, Nanshan District, Shenzhen, Guangdong, 518052 P. R. China
www.emtek.com.cn Tel:+86-755-2695 4280 Fax:+86-755-2695 4282

EMTEK Access to the World

Radiated Emission Measurement

File :TUV Data :#317 Date: 2016/05/12

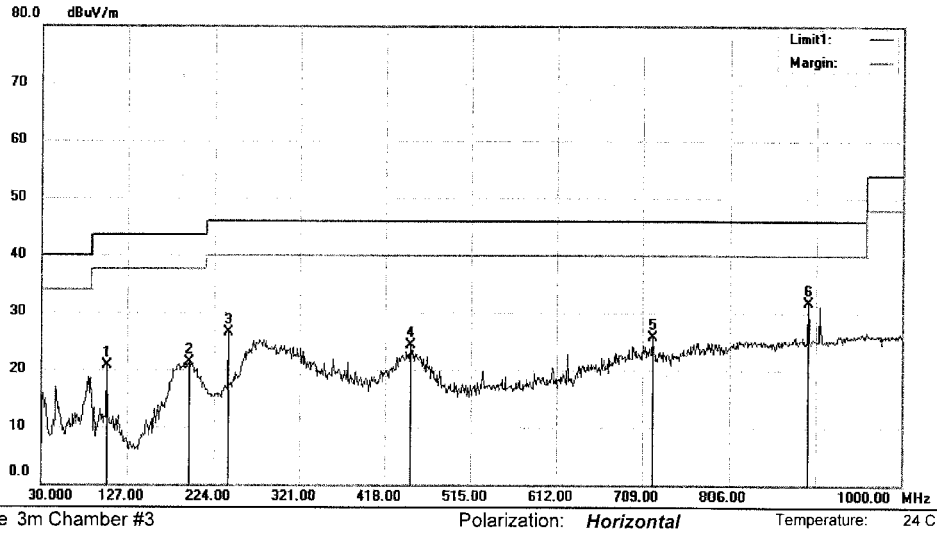

Site 3m Chamber #3 Polarization: ***Horizontal*** Temperature: 24 C
Limit: (RE)FCC PART 15 CLASS B Power: AC 120V/60Hz Humidity: 53 %
EUT: MID
M/N: NS-P10A7100
Mode: BT 3.0 TX MID
Note:

No.	Mk.	Freq.	Reading Level	Correct Factor	Measure-ment	Limit	Over		Antenna Height	Table Degree	
		MHz	dBuV	dB	dBuV/m	dBuV/m	dB	Detector	cm	degree	Comment
1		103.7200	35.97	-15.30	20.67	43.50	-22.83	QP			
2		195.8700	37.40	-16.06	21.34	43.50	-22.16	QP			
3		239.5200	40.50	-13.96	26.54	46.00	-19.46	QP			
4		447.1000	33.12	-8.74	24.38	46.00	-21.62	QP			
5		720.6400	29.66	-3.95	25.71	46.00	-20.29	QP			
6	*	894.2700	33.40	-1.63	31.77	46.00	-14.23	QP			

*:Maximum data x:Over limit !:over margin Operator: KK

Shenzhen EMTEK Co., Ltd.
Bldg. 69, Majialong Industry Zone, Nanshan District, Shenzhen, Guangdong, 518052 P. R. China
www.emtek.com.cn Tel:+86-755-2695 4280 Fax:+86-755-2695 4282

EMTEK Access to the World

Radiated Emission Measurement

File :TUV Data :#316 Date: 2016/05/12

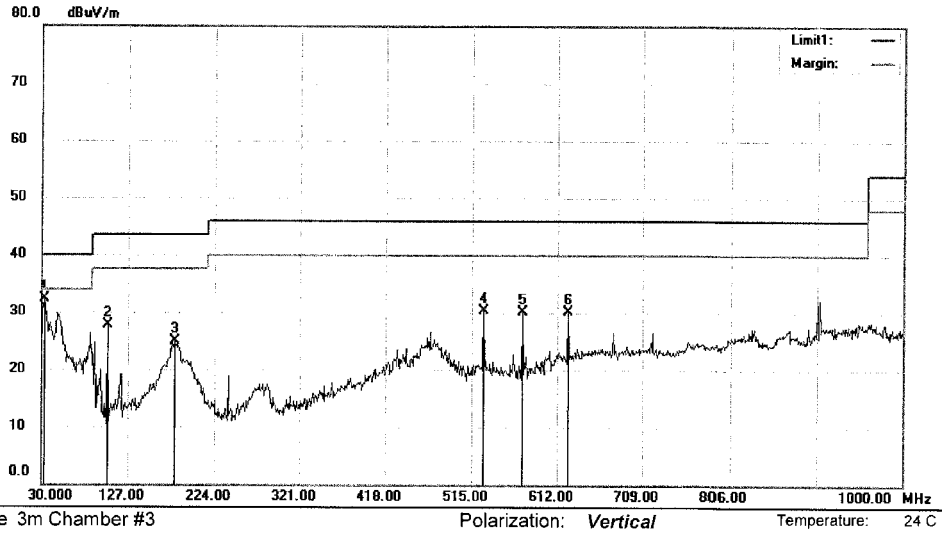

Site 3m Chamber #3 Polarization: *Vertical* Temperature: 24 C
Limit: (RE)FCC PART 15 CLASS B Power: AC 120V/60Hz Humidity: 53 %
EUT: MID
M/N: NS-P10A7100
Mode:BT 3.0 TX MID
Note:

No.	Mk.	Freq.	Reading Level	Correct Factor	Measure-ment	Limit	Over		Antenna Height	Table Degree	
		MHz	dBuV	dB	dBuV/m	dBuV/m	dB	Detector	cm	degree	Comment
1	*	32.9100	49.42	-17.14	32.28	40.00	-7.72	QP			
2		103.7200	43.02	-15.30	27.72	43.50	-15.78	QP			
3		179.3800	42.09	-17.17	24.92	43.50	-18.58	QP			
4		528.5800	37.38	-7.00	30.38	46.00	-15.62	QP			
5		572.2300	36.43	-6.30	30.13	46.00	-15.87	QP			
6		624.6100	35.57	-5.46	30.11	46.00	-15.89	QP			

*:Maximum data x:Over limit !:over margin Operator: KK

Shenzhen EMTEK Co., Ltd.
Bldg. 69, Majialong Industry Zone, Nanshan District, Shenzhen, Guangdong, 518052 P. R. China
www.emtek.com.cn Tel:+86-755-2695 4280 Fax:+86-755-2695 4282

EMTEK Access to the World

Radiated Emission Measurement

File :TUV Data :#319 Date: 2016/05/12

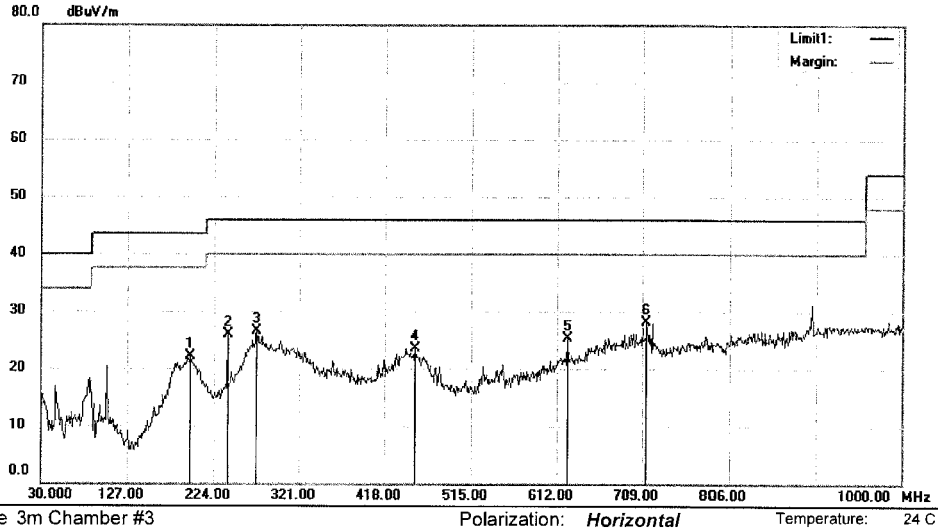

Site 3m Chamber #3 Polarization: *Horizontal* Temperature: 24 C
Limit: (RE)FCC PART 15 CLASS B Power: AC 120V/60Hz Humidity: 53 %
EUT: MID
M/N: NS-P10A7100
Mode:BT 3.0 TX HIGH
Note:

No.	Mk.	Freq.	Reading Level	Correct Factor	Measure-ment	Limit	Over		Antenna Height	Table Degree	
		MHz	dBuV	dB	dBuV/m	dBuV/m	dB	Detector	cm	degree	Comment
1		197.8100	37.87	-15.81	22.06	43.50	-21.44	QP			
2		239.5200	39.96	-13.96	26.00	46.00	-20.00	QP			
3		272.5000	39.11	-12.66	26.45	46.00	-19.55	QP			
4		451.9500	32.36	-8.81	23.55	46.00	-22.45	QP			
5		623.6400	30.82	-5.47	25.35	46.00	-20.65	QP			
6	*	713.8500	32.15	-4.04	28.11	46.00	-17.89	QP			

*:Maximum data x:Over limit !:over margin Operator: KK

Shenzhen EMTEK Co., Ltd.
Bldg. 69, Majialong Industry Zone, Nanshan District, Shenzhen, Guangdong, 518052 P.R. China
www.emtek.com.cn Tel:+86-755-2695 4280 Fax:+86-755-2695 4282

EMTEK
Access to the World

Radiated Emission Measurement

File :TUV Data :#318 Date: 2016/05/12

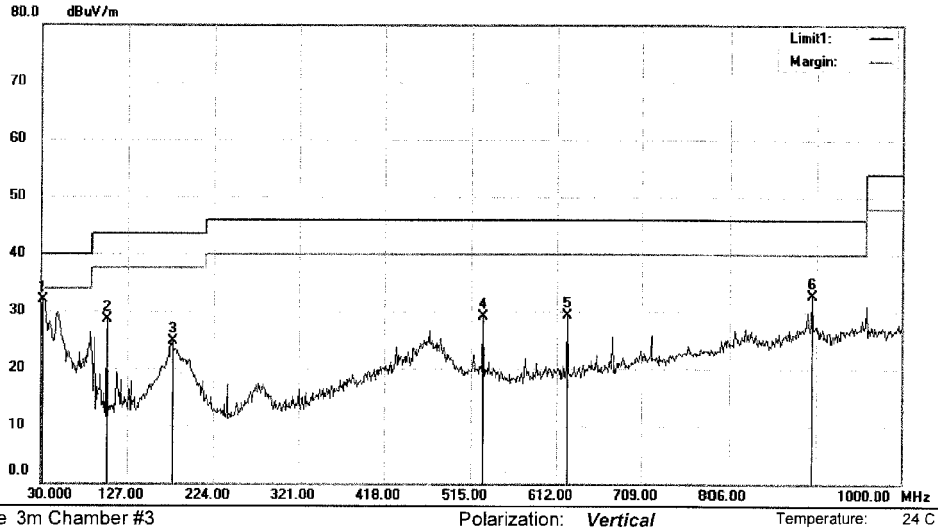

Site 3m Chamber #3 Polarization: *Vertical* Temperature: 24 C
Limit: (RE)FCC PART 15 CLASS B Power: AC 120V/60Hz Humidity: 53 %
EUT: MID
M/N: NS-P10A7100
Mode: BT 3.0 TX HIGH
Note:

No.	Mk.	Freq.	Reading Level	Correct Factor	Measure-ment	Limit	Over		Antenna Height	Table Degree	
		MHz	dBuV	dB	dBuV/m	dBuV/m	dB	Detector	cm	degree	Comment
1	*	31.9400	49.13	-17.26	31.87	40.00	-8.13	QP			
2		103.7200	43.78	-15.30	28.48	43.50	-15.02	QP			
3		177.4400	41.87	-17.18	24.69	43.50	-18.81	QP			
4		528.5800	36.13	-7.00	29.13	46.00	-16.87	QP			
5		624.6100	34.69	-5.46	29.23	46.00	-16.77	QP			
6		898.1500	34.37	-1.58	32.79	46.00	-13.21	QP			

*:Maximum data x:Over limit !:over margin Operator: KK

Shenzhen EMTEK Co., Ltd.
Bldg. 69, Majialong Industry Zone, Nanshan District, Shenzhen, Guangdong, 518052 P.R. China
www.emtek.com.cn Tel:+86-755-2695 4280 Fax:+86-755-2695 4282

EMTEK Access to the World

Radiated Emission Measurement

File :TUV Data :#271 Date: 2016/05/12

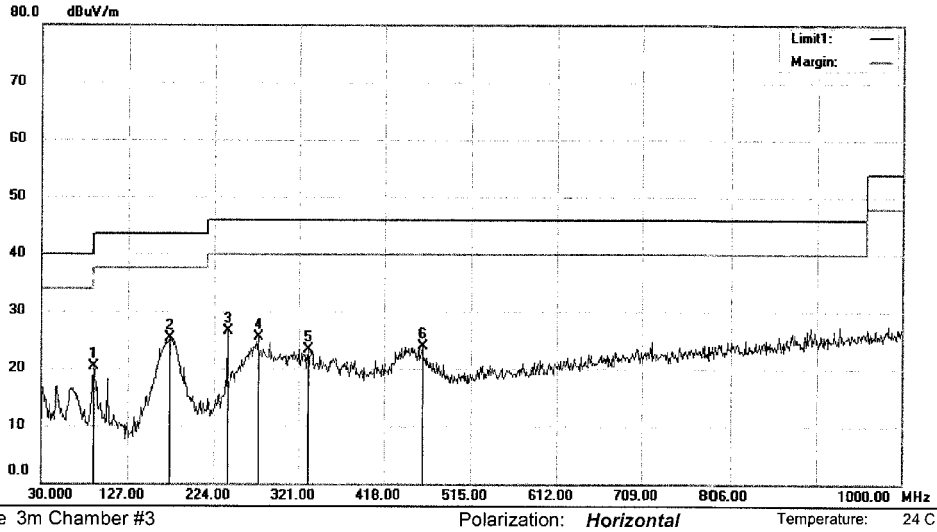

Site 3m Chamber #3 Polarization: ***Horizontal*** Temperature: 24 C
Limit: (RE)FCC PART 15 CLASS B Power: AC 120V/60Hz Humidity: 53 %
EUT: MID
M/N: NS-P10A7100
Mode:BT TX 3.0 LOW
Note:

No.	Mk.	Freq.	Reading Level	Correct Factor	Measure-ment	Limit	Over		Antenna Height	Table Degree	
		MHz	dBuV	dB	dBuV/m	dBuV/m	dB	Detector	cm	degree	Comment
1		88.2000	38.43	-18.15	20.28	43.50	-23.22	QP			
2	*	173.5600	42.48	-17.20	25.28	43.50	-18.22	QP			
3		239.5200	40.42	-13.96	26.46	46.00	-19.54	QP			
4		274.4400	38.13	-12.60	25.53	46.00	-20.47	QP			
5		331.6700	34.01	-10.73	23.28	46.00	-22.72	QP			
6		460.6800	32.80	-8.89	23.91	46.00	-22.09	QP			

*:Maximum data x:Over limit !:over margin Operator: KK

Shenzhen EMTEK Co., Ltd.
Bldg. 69, Majialong Industry Zone, Nanshan District, Shenzhen, Guangdong, 518052 P. R. China
www.emtek.com.cn Tel:+86-755-2695 4280 Fax:+86-755-2695 4282

EMTEK
Access to the World

Radiated Emission Measurement

File :TUV Data :#272 Date: 2016/05/12

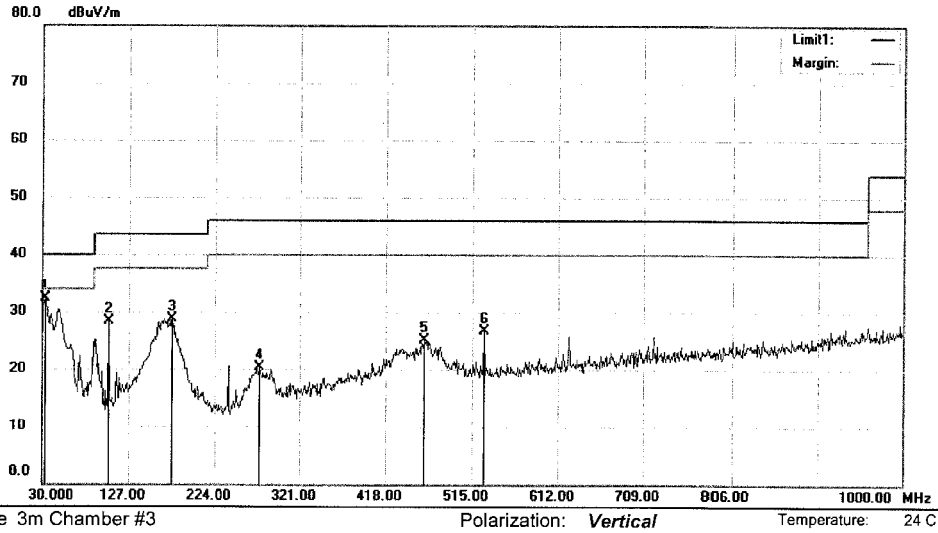

Site 3m Chamber #3 Polarization: ***Vertical*** Temperature: 24 C
Limit: (RE)FCC PART 15 CLASS B Power: AC 120V/60Hz Humidity: 53 %
EUT: MID
M/N: NS-P10A7100
Mode:BT TX 3.0 LOW
Note:

No.	Mk.	Freq.	Reading Level	Correct Factor	Measure-ment	Limit	Over		Antenna Height	Table Degree	
		MHz	dBuV	dB	dBuV/m	dBuV/m	dB	Detector	cm	degree	Comment
1	*	32.9100	49.42	-17.14	32.28	40.00	-7.72	QP			
2		103.7200	43.64	-15.30	28.34	43.50	-15.16	QP			
3		175.5000	45.98	-17.18	28.80	43.50	-14.70	QP			
4		275.4100	32.79	-12.57	20.22	46.00	-25.78	QP			
5		460.6800	33.98	-8.89	25.09	46.00	-20.91	QP			
6		528.5800	33.65	-7.00	26.65	46.00	-19.35	QP			

*:Maximum data x:Over limit !:over margin Operator: KK

Shenzhen EMTEK Co., Ltd.
Bldg. 69, Majialong Industry Zone, Nanshan District, Shenzhen, Guangdong, 518052 P. R. China
www.emtek.com.cn Tel:+86-755-2695 4280 Fax:+86-755-2695 4282

EMTEK
Access to the World

Radiated Emission Measurement

File :TUV Data :#273 Date: 2016/05/12

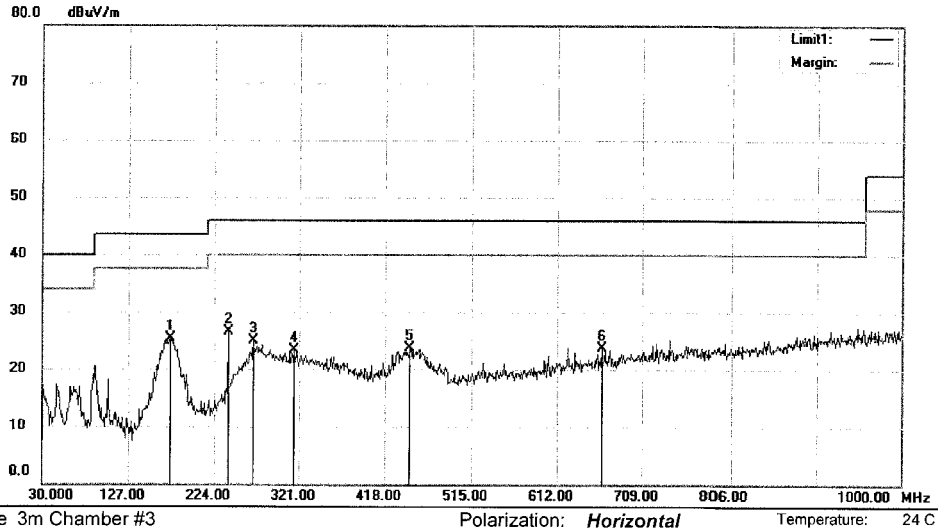

Site 3m Chamber #3 Polarization: ***Horizontal*** Temperature: 24 C
Limit: (RE)FCC PART 15 CLASS B Power: AC 120V/60Hz Humidity: 53 %
EUT: MID
M/N: NS-P10A7100
Mode:BT TX 3.0 MID
Note:

No.	Mk.	Freq.	Reading Level	Correct Factor	Measure-ment	Limit	Over		Antenna Height	Table Degree	
		MHz	dBuV	dB	dBuV/m	dBuV/m	dB	Detector	cm	degree	Comment
1	*	173.5600	42.52	-17.20	25.32	43.50	-18.18	QP			
2		239.5200	40.37	-13.96	26.41	46.00	-19.59	QP			
3		268.6200	37.60	-12.76	24.84	46.00	-21.16	QP			
4		315.1800	34.71	-11.40	23.31	46.00	-22.69	QP			
5		446.1300	32.50	-8.73	23.77	46.00	-22.23	QP			
6		662.4400	28.45	-4.84	23.61	46.00	-22.39	QP			

*:Maximum data x:Over limit !:over margin Operator: KK

Shenzhen EMTEK Co., Ltd.
Bldg.69, Majialong Industry Zone, Nanshan District, Shenzhen, Guangdong, 518052 P.R. China
www.emtek.com.cn Tel:+86-755-2695 4280 Fax:+86-755-2695 4282

EMTEK Access to the World

Radiated Emission Measurement

File :TUV Data :#274 Date: 2016/05/12

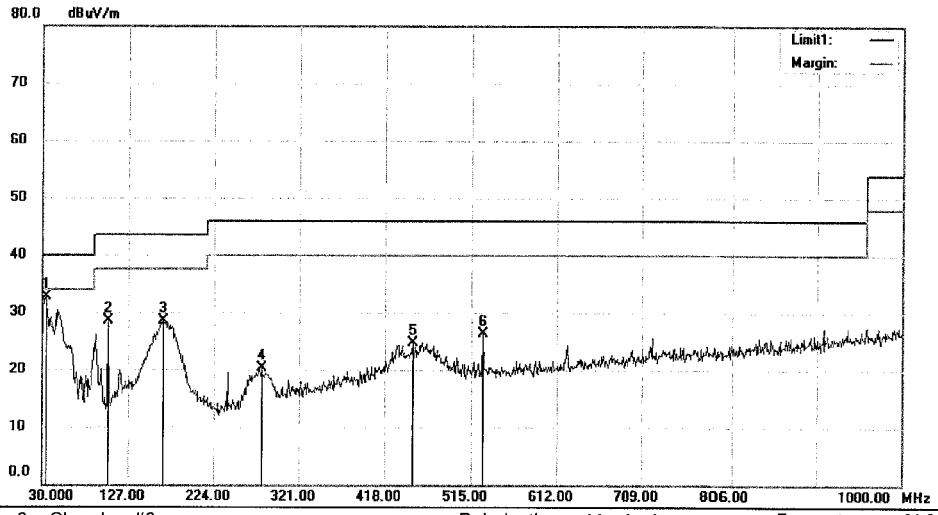

Site 3m Chamber #3 Polarization: *Vertical* Temperature: 24 C
Limit: (RE)FCC PART 15 CLASS B Power: AC 120V/60Hz Humidity: 53 %
EUT: MID
M/N: NS-P10A7100
Mode:BT TX 3.0 MID
Note:

No.	Mk.	Freq.	Reading Level	Correct Factor	Measure-ment	Limit	Over		Antenna Height	Table Degree	
		MHz	dBuV	dB	dBuV/m	dBuV/m	dB	Detector	cm	degree	Comment
1	*	33.8800	49.76	-17.01	32.75	40.00	-7.25	QP			
2		103.7200	43.87	-15.30	28.57	43.50	-14.93	QP			
3		165.8000	46.18	-17.70	28.48	43.50	-15.02	QP			
4		278.3200	32.72	-12.49	20.23	46.00	-25.77	QP			
5		449.0400	33.52	-8.77	24.75	46.00	-21.25	QP			
6		528.5800	33.36	-7.00	26.36	46.00	-19.64	QP			

*:Maximum data x:Over limit !:over margin Operator: KK

Shenzhen EMTEK Co., Ltd.
Bldg.69, Majialong Industry Zone, Nanshan District, Shenzhen, Guangdong, 518052 P.R. China
www.emtek.com.cn Tel:+86-755-2695 4280 Fax:+86-755-2695 4282

EMTEK Access to the World

Radiated Emission Measurement

File :TUV Data :#275 Date: 2016/05/12

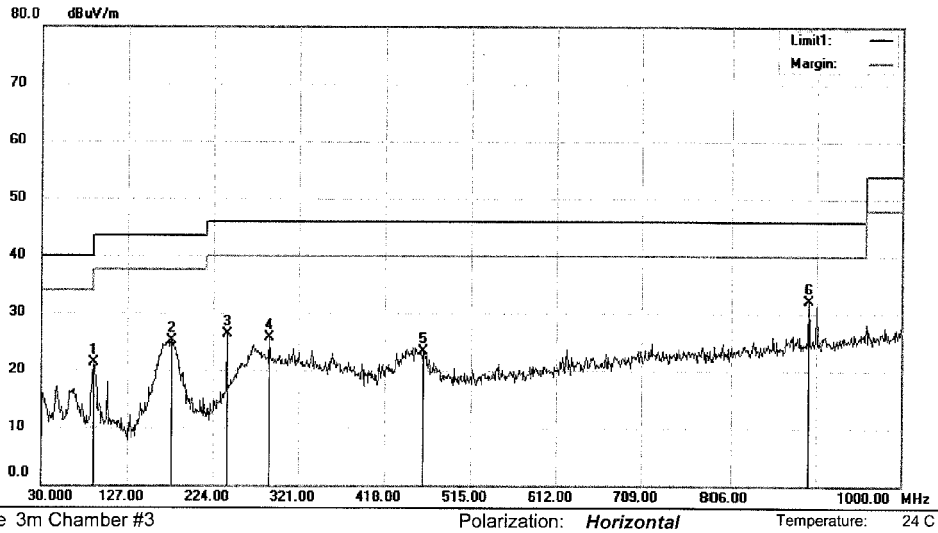

Site 3m Chamber #3 Polarization: ***Horizontal*** Temperature: 24 C
Limit: (RE)FCC PART 15 CLASS B Power: AC 120V/60Hz Humidity: 53 %
EUT: MID
M/N: NS-P10A7100
Mode:BT TX 3.0 HIGH
Note:

No.	Mk.	Freq.	Reading Level	Correct Factor	Measure-ment	Limit	Over		Antenna Height	Table Degree	
		MHz	dBuV	dB	dBuV/m	dBuV/m	dB	Detector	cm	degree	Comment
1		88.2000	39.49	-18.15	21.34	43.50	-22.16	QP			
2		176.4700	42.29	-17.18	25.11	43.50	-18.39	QP			
3		239.5200	40.19	-13.96	26.23	46.00	-19.77	QP			
4		288.0200	37.75	-12.11	25.64	46.00	-20.36	QP			
5		461.6500	32.22	-8.83	23.39	46.00	-22.61	QP			
6	*	894.2700	33.67	-1.63	32.04	46.00	-13.96	QP			

*:Maximum data x:Over limit !:over margin Operator: KK

Shenzhen EMTEK Co., Ltd.
Bldg. 69, Majialong Industry Zone, Nanshan District, Shenzhen, Guangdong, 518052 P.R. China
www.emtek.com.cn Tel:+86-755-2695 4280 Fax:+86-755-2695 4282

EMTEK Access to the World

Radiated Emission Measurement

File :TUV Data :#276 Date: 2016/05/12

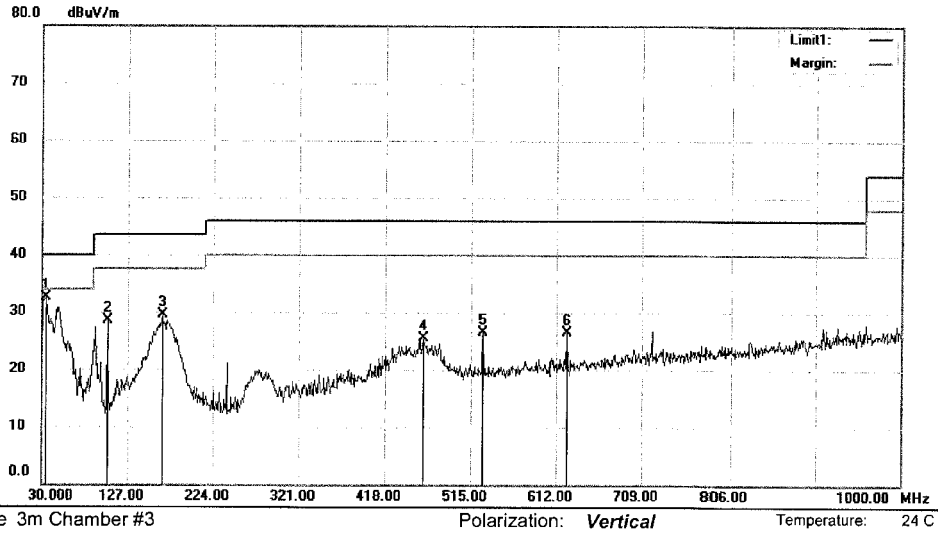

Site 3m Chamber #3 Polarization: *Vertical* Temperature: 24 C
Limit: (RE)FCC PART 15 CLASS B Power: AC 120V/60Hz Humidity: 53 %
EUT: MID
M/N: NS-P10A7100
Mode:BT TX 3.0 HIGH
Note:

No.	Mk.	Freq.	Reading Level	Correct Factor	Measure-ment	Limit	Over		Antenna Height	Table Degree	
		MHz	dBuV	dB	dBuV/m	dBuV/m	dB	Detector	cm	degree	Comment
1	*	33.8800	49.46	-17.01	32.45	40.00	-7.55	QP			
2		103.7200	43.85	-15.30	28.55	43.50	-14.95	QP			
3		165.8000	47.11	-17.70	29.41	43.50	-14.09	QP			
4		460.6800	34.32	-8.89	25.43	46.00	-20.57	QP			
5		528.5800	33.50	-7.00	26.50	46.00	-19.50	QP			
6		623.6400	31.96	-5.47	26.49	46.00	-19.51	QP			

*:Maximum data x:Over limit !:over margin Operator: KK

Shenzhen EMTEK Co., Ltd.
Bldg. 69, Majialong Industry Zone, Nanshan District, Shenzhen, Guangdong, 518052 P.R. China
www.emtek.com.cn Tel:+86-755-2695 4280 Fax:+86-755-2695 4282

EMTEK Access to the World

Radiated Emission Measurement

File :TUV Data :#571 Date:2016/05/14

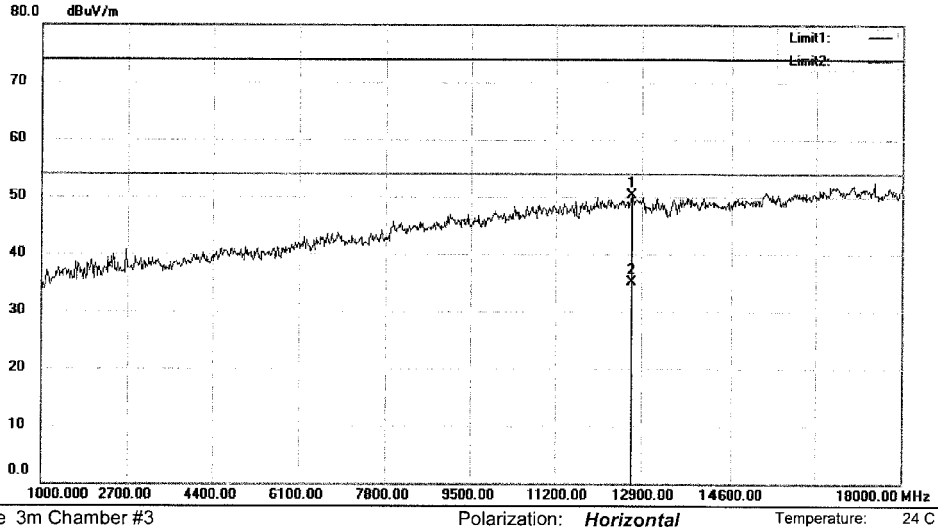

Site 3m Chamber #3 Polarization: ***Horizontal*** Temperature: 24 C
Limit: (RE)FCC PART 15 C Power: AC 120V/60Hz Humidity: 53 %
EUT: MID
M/N: NS-P10A7100
Mode:GFSK 2402
Note:

No.	Mk.	Freq.	Reading Level	Correct Factor	Measure-ment	Limit	Over		Antenna Height	Table Degree	
		MHz	dBuV	dB	dBuV/m	dBuV/m	dB	Detector	cm	degree	Comment
1		12696.00	50.46	-0.06	50.40	74.00	-23.60	peak		0	
2	*	12696.00	35.16	-0.06	35.10	54.00	-18.90	AVG		0	

*:Maximum data x:Over limit !:over margin Operator: KK

File :TUV\Data :#571 *Page: 1*

Shenzhen EMTEK Co., Ltd.
Bldg. 69, Majialong Industry Zone, Nanshan District, Shenzhen, Guangdong, 518052 P. R. China
www.emtek.com.cn Tel:+86-755-2695 4280 Fax:+86-755-2695 4282

EMTEK Access to the World

Radiated Emission Measurement

File :TUV Data :#572 Date:2016/05/14

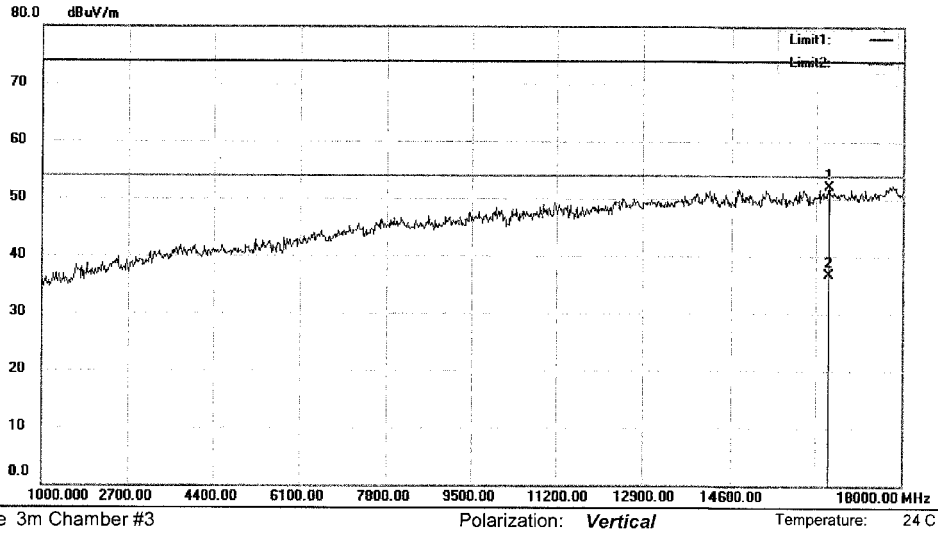

Site 3m Chamber #3 Polarization: *Vertical* Temperature: 24 C
Limit: (RE)FCC PART 15 C Power: AC 120V/60Hz Humidity: 53 %
EUT: MID
M/N: NS-P10A7100
Mode: GFSK 2402
Note:

No.	Mk.	Freq.	Reading Level	Correct Factor	Measure-ment	Limit	Over		Antenna Height	Table Degree	
		MHz	dBuV	dB	dBuV/m	dBuV/m	dB	Detector	cm	degree	Comment
1		16555.00	49.50	2.52	52.02	74.00	-21.98	peak		0	
2	*	16555.00	34.28	2.52	36.80	54.00	-17.20	AVG		0	

*:Maximum data x:Over limit !:over margin Operator: KK

Shenzhen EMTEK Co., Ltd.
Bldg. 69, Majialong Industry Zone, Nanshan District, Shenzhen, Guangdong, 518052 P. R. China
www.emtek.com.cn Tel:+86-755-2695 4280 Fax:+86-755-2695 4282

EMTEK
Access to the World

Radiated Emission Measurement

File :TUV Data :#573 Date:2016/05/14

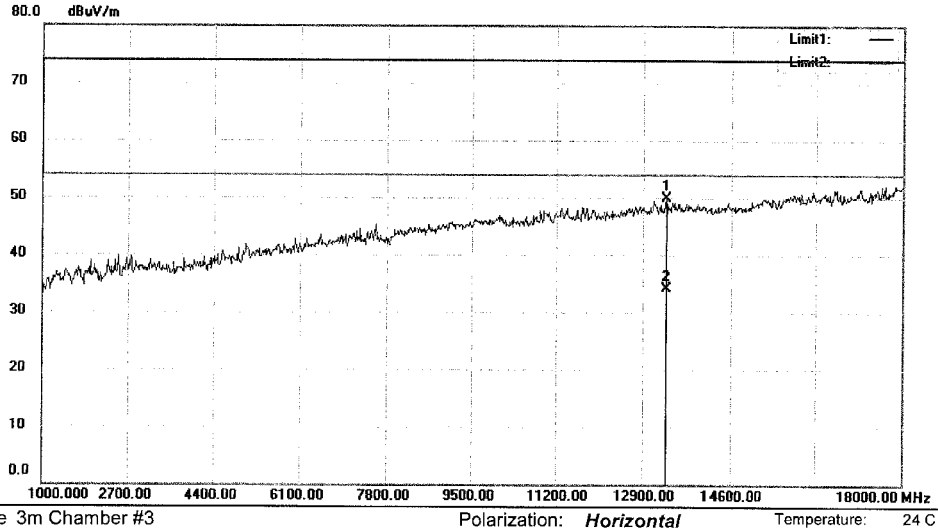

Site 3m Chamber #3 Polarization: ***Horizontal*** Temperature: 24 C
Limit: (RE)FCC PART 15 C Power: AC 120V/60Hz Humidity: 53 %
EUT: MID
M/N: NS-P10A7100
Mode: GFSK 2441
Note:

No.	Mk.	Freq.	Reading Level	Correct Factor	Measure-ment	Limit	Over		Antenna Height	Table Degree	
		MHz	dBuV	dB	dBuV/m	dBuV/m	dB	Detector	cm	degree	Comment
1		13359.00	47.66	2.28	49.94	74.00	-24.06	peak		0	
2	*	13359.00	31.82	2.28	34.10	54.00	-19.90	AVG		0	

*:Maximum data x:Over limit !:over margin Operator: KK

Shenzhen EMTEK Co., Ltd.
Bldg. 69, Majialong Industry Zone, Nanshan District, Shenzhen, Guangdong, 518052 P. R. China
www.emtek.com.cn Tel:+86-755-2695 4280 Fax:+86-755-2695 4282

EMTEK Access to the World

Radiated Emission Measurement

File :TUV Data :#574 Date:2016/05/14

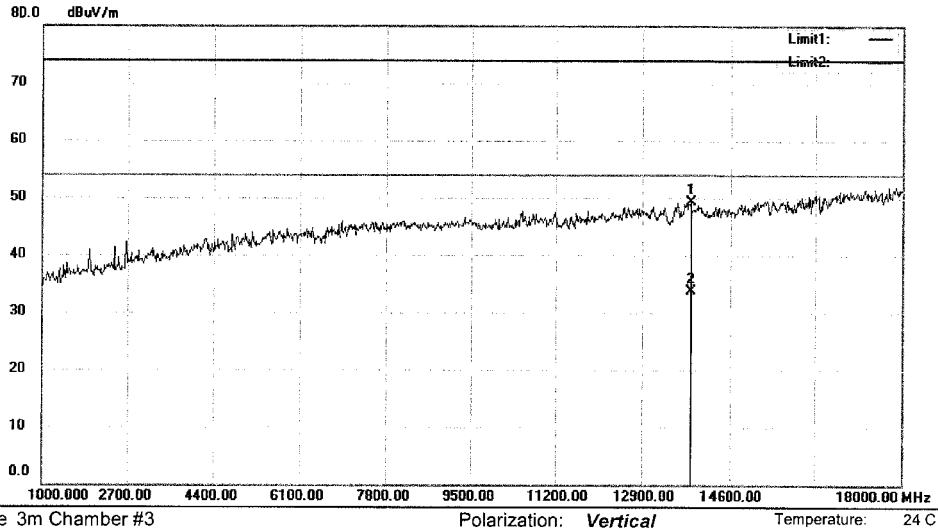

Site 3m Chamber #3 Polarization: *Vertical* Temperature: 24 C
Limit: (RE)FCC PART 15 C Power: AC 120V/60Hz Humidity: 53 %
EUT: MID
M/N: NS-P10A7100
Mode:GFSK 2441
Note:

No.	Mk.	Freq.	Reading Level	Correct Factor	Measure-ment	Limit	Over		Antenna Height	Table Degree	
		MHz	dBuV	dB	dBuV/m	dBuV/m	dB	Detector	cm	degree	Comment
1		13852.00	45.03	4.36	49.39	74.00	-24.61	peak		0	
2	*	13852.00	29.44	4.36	33.80	54.00	-20.20	AVG		0	

*:Maximum data x:Over limit !:over margin Operator: KK

File :TUV\Data :#574 *Page: 1*

Shenzhen EMTEK Co., Ltd.
Bldg. 69, Majialong Industry Zone, Nanshan District, Shenzhen, Guangdong, 518052 P.R. China
www.emtek.com.cn Tel:+86-755-2695 4280 Fax:+86-755-2695 4282

EMTEK Access to the World

Radiated Emission Measurement

File :TUV Data :#576 Date:2016/05/14

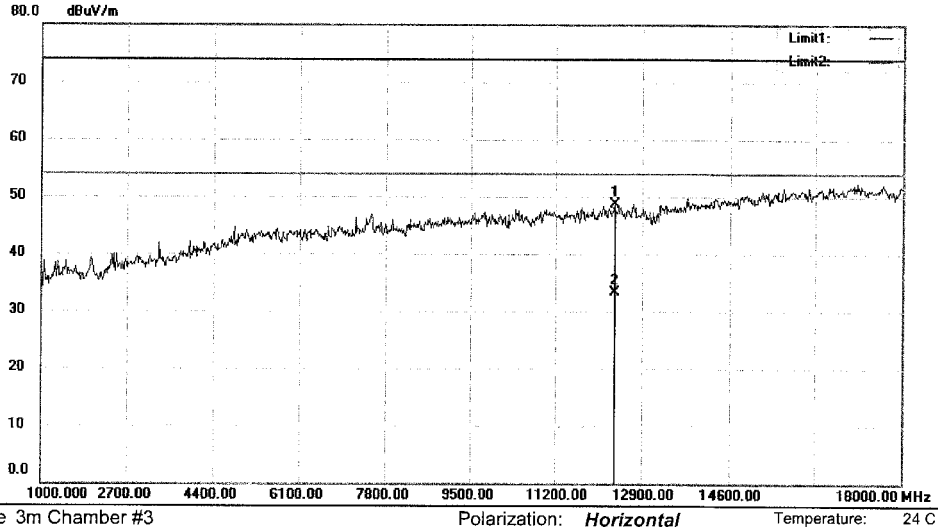

Site 3m Chamber #3 Polarization: *Horizontal* Temperature: 24 C
Limit: (RE)FCC PART 15 C Power: AC 120V/60Hz Humidity: 53 %
EUT: MID
M/N: NS-P10A7100
Mode:GFSK 2480
Note:

No.	Mk.	Freq.	Reading Level	Correct Factor	Measure-ment	Limit	Over		Antenna Height	Table Degree	
		MHz	dBuV	dB	dBuV/m	dBuV/m	dB	Detector	cm	degree	Comment
1		12356.00	50.88	-2.16	48.72	74.00	-25.28	peak		0	
2	*	12356.00	35.56	-2.16	33.40	54.00	-20.60	AVG		0	

*:Maximum data x:Over limit !:over margin Operator: KK

File :TUV\Data :#576 *Page: 1*

Shenzhen EMTEK Co., Ltd.
Bldg. 69, Majialong Industry Zone, Nanshan District, Shenzhen, Guangdong, 518052 P. R. China
www.emtek.com.cn Tel:+86-755-2695 4280 Fax:+86-755-2695 4282

EMTEK Access to the World

Radiated Emission Measurement

File :TUV Data :#575 Date:2016/05/14

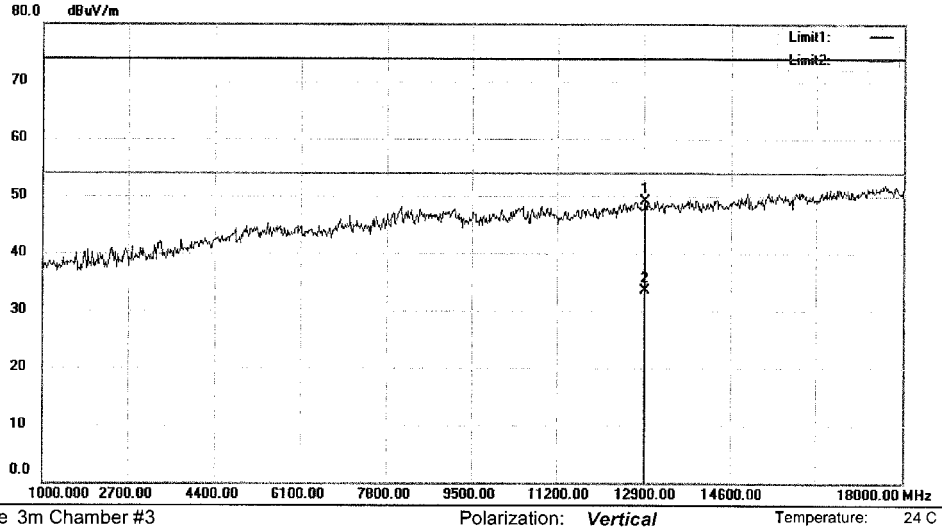

Site 3m Chamber #3 Polarization: *Vertical* Temperature: 24 C
Limit: (RE)FCC PART 15 C Power: AC 120V/60Hz Humidity: 53 %
EUT: MID
M/N: NS-P10A7100
Mode:GFSK 2480
Note:

No.	Mk.	Freq.	Reading Level	Correct Factor	Measure-ment	Limit	Over		Antenna Height	Table Degree	
		MHz	dBuV	dB	dBuV/m	dBuV/m	dB	Detector	cm	degree	Comment
1		12934.00	50.01	-0.82	49.19	74.00	-24.81	peak		0	
2	*	12934.00	34.42	-0.82	33.60	54.00	-20.40	AVG		0	

*:Maximum data x:Over limit !:over margin Operator: KK