Prüfbericht-Nr.: *Test Report No.:*	**50080611 001**	**Auftrags-Nr.:** *Order No.:*	164090091	Seite 1 von 107 *Page 1 of 107*
Kunden-Referenz-Nr.: *Client Reference No.:*	N/A	**Auftragsdatum:** *Order date:*	07.04.2017	
Auftraggeber: *Client:*	Lightcomm Technology Co., Ltd. RM 1808 18F, FO TAN INDUSTRIAL CENTRE, NOS. 26-28 AU PUI WAN STREET, FO TAN SHATIN NEW TERRITORIES, HONGKONG			
Prüfgegenstand: *Test item:*	Insignia Flex Android 10" Tablet			
Bezeichnung / Typ-Nr.: *Identification / Type No.:*	NS-P10A8100, NS-P10A8100-C, xxxxxxP10Axxxxxxxx, MID1023-MA			
Auftrags-Inhalt: *Order content:*	FCC/IC Certification			
Prüfgrundlage: *Test specification:*	CFR47 FCC Part 15: Subpart C Section 15.247 CFR47 FCC Part 15: Subpart C Section 15.207 CFR47 FCC Part 15: Subpart C Section 15.209 RSS-247 Issue 1 May 2015 RSS-Gen Issue 4 November 2014			
Wareneingangsdatum: *Date of receipt:*	09.04.2017			
Prüfmuster-Nr.: *Test sample No.:*	A000526117-004 ~ 008			
Prüfzeitraum: *Testing period:*	12.04.2017 - 09.05.2017			
Ort der Prüfung: *Place of testing:*	Shenzhen EMTEK Co., Ltd.			
Prüflaboratorium: *Testing laboratory:*	TÜV Rheinland (Shenzhen) Co., Ltd.			
Prüfergebnis*: *Test result*:*	Pass			

geprüft von / *tested by:*			**kontrolliert von** / *reviewed by:*		
09.06.2017	Andy Yan/Project Manager		09.06.2017	Owen Tian/Technical Certifier	
Datum *Date*	**Name / Stellung** *Name / Position*	**Unterschrift** *Signature*	**Datum** *Date*	**Name / Stellung** *Name / Position*	**Unterschrift** *Signature*

Sonstiges / *Other:* FCC ID: XMF-P10A8100
IC: 20064-P10A8100

Zustand des Prüfgegenstandes bei Anlieferung: Prüfmuster vollständig und unbeschädigt
Condition of the test item at delivery: *Test item complete and undamaged*

* Legende:	1 = sehr gut	2 = gut	3 = befriedigend	4 = ausreichend	5 = mangelhaft
	P(ass) = entspricht o.g. Prüfgrundlage(n)		F(ail) = entspricht nicht o.g. Prüfgrundlage(n)	N/A = nicht anwendbar	N/T = nicht getestet
Legend:	*1 = very good*	*2 = good*	*3 = satisfactory*	*4 = sufficient*	*5 = poor*
	P(ass) = passed a.m. test specification(s)		*F(ail) = failed a.m. test specification(s)*	*N/A = not applicable*	*N/T = not tested*

Dieser Prüfbericht bezieht sich nur auf das o.g. Prüfmuster und darf ohne Genehmigung der Prüfstelle nicht auszugsweise vervielfältigt werden. Dieser Bericht berechtigt nicht zur Verwendung eines Prüfzeichens.
This test report only relates to the a. m. test sample. Without permission of the test center this test report is not permitted to be duplicated in extracts. This test report does not entitle to carry any test mark.

V04

TEST SUMMARY

5.1.1 ANTENNA REQUIREMENT
RESULT: Pass

5.1.2 PEAK OUTPUT POWER
RESULT: Pass

5.1.3 20DB BANDWIDTH AND 99% BANDWIDTH
RESULT: Pass

5.1.4 6DB BANDWIDTH AND 99% BANDWIDTH
RESULT: Pass

5.1.5 CONDUCTED SPURIOUS EMISSIONS MEASURED IN 100KHZ BANDWIDTH
RESULT: Pass

5.1.6 POWER SPECTRAL DENSITY
RESULT: Pass

5.1.7 SPURIOUS EMISSION
RESULT: Pass

5.1.8 FREQUENCY SEPARATION
RESULT: Pass

5.1.9 NUMBER OF HOPPING FREQUENCY
RESULT: Pass

5.1.10 TIME OF OCCUPANCY
RESULT: Pass

5.1.11 CONDUCTED EMISSIONS
RESULT: Pass

Contents

1. GENERAL REMARKS 4
1.1 COMPLEMENTARY MATERIALS 4
2. TEST SITES 4
2.1 TEST FACILITIES 4
2.2 LIST OF TEST AND MEASUREMENT INSTRUMENTS 5
2.3 TRACEABILITY 6
2.4 CALIBRATION 6
2.5 MEASUREMENT UNCERTAINTY 6
2.6 LOCATION OF ORIGINAL DATA 6
2.7 STATUS OF FACILITY USED FOR TESTING 7
3. GENERAL PRODUCT INFORMATION 8
3.1 PRODUCT FUNCTION AND INTENDED USE 8
3.2 RATINGS AND SYSTEM DETAILS 8
3.3 INDEPENDENT OPERATION MODES 10
3.4 NOISE GENERATING AND NOISE SUPPRESSING PARTS 10
3.5 SUBMITTED DOCUMENTS 10
4. TEST SET-UP AND OPERATION MODES 11
4.1 PRINCIPLE OF CONFIGURATION SELECTION 11
4.2 TEST OPERATION AND TEST SOFTWARE 11
4.3 SPECIAL ACCESSORIES AND AUXILIARY EQUIPMENT 11
4.4 COUNTERMEASURES TO ACHIEVE EMC COMPLIANCE 11
4.5 TEST SETUP DIAGRAM 12
5. TEST RESULTS 14
5.1 TRANSMITTER REQUIREMENT & TEST SUITES 14
5.1.1 Antenna Requirement 14
5.1.2 Peak Output Power 15
5.1.3 20dB Bandwidth and 99% Bandwidth 16
5.1.4 6dB Bandwidth and 99% Bandwidth 17
5.1.5 Conducted Spurious Emissions measured in 100kHz Bandwidth 18
5.1.6 Power spectral density 31
5.1.7 Spurious Emission 32
5.1.8 Frequency Separation 99
5.1.9 Number of hopping frequency 100
5.1.10 Time of Occupancy 101
5.1.11 Conducted emissions 102
6. PHOTOGRAPHS OF THE TEST SET-UP 105
7. LIST OF TABLES 107
8. LIST OF PHOTOGRAPHS 107

1. General Remarks

1.1 Complementary Materials

None.

2. Test Sites

2.1 Test Facilities

Shenzhen EMTEK Co., Ltd.

(FCC Registration No.: 709623)
(Test site Industry Canada No.: 4480A-2)

Bldg 69, Majialong Industry Zone, Nanshan District,
Shenzhen, Guangdong, P.R. China

The tests at the test site have been conducted under the supervision of a TÜV engineer.

2.2 List of Test and Measurement Instruments

Table 1: List of Test and Measurement Equipment

Kind of Equipment	Manufacturer	Type	S/N	Calibrated until
Transmitter spurious emissions				
EMI Test Receiver	Rohde & Schwarz	ESU	1302.6005.26	2017-05-16
Loop Antenna	Schwarzbeck	FMZB 1519	1519-012	2017-05-16
Cable	H+B	3M SF104-26.5	295838/4	2017-05-28
Cable	H+B	6M SF104-26.5	295840/4	2017-05-28
Pre-Amplifier	HP	8447F	2944A07999	2017-05-16
Bilog Antenna	Schwarzbeck	VULB9163	142	2017-05-28
Cable	Schwarzbeck	AK9513	ACRX1	2017-05-16
Cable	Rosenberger	N/A	FP2RX2	2017-05-16
Cable	Schwarzbeck	AK9513	CRPX1	2017-05-28
Cable	Schwarzbeck	AK9513	CRRX2	2017-05-28
Pre-Amplifier	A.H.	PAM-0126	1415261	2017-05-16
Horn Antenna	Schwarzbeck	BBHA 9120	707	2017-05-28
Pre-Amplifier	A.H.	PAM-0126	1415261	2017-05-16
Horn Antenna	Schwarzbeck	BBHA 9170	BBHA9170399	2017-05-16
EMI Test Receiver	Rohde & Schwarz	FSV40	132.1-3008K39-100967-AP	2017-05-16
Pre-Amplifier	Lunar EM	LNA26G40-40	J1013131028001	2017-05-16
Horn Antenna	AHS/USA	SAS-573	184	2017-05-16
Cable	H+B	0.5M SF104-26.5	289147/4	2017-05-16
Cable	H+B	3M SF104-26.5	295838/4	2017-05-16
Cable	H+B	6M SF104-26.5	295840/4	2017-05-16
Radio Spectrum Test				
EMI Test Receiver	Rohde & Schwarz	ESCI	101045	2017-05-16
Vector Signal Generater	Agilent	N5182B	My53050553	2017-05-28
Analog Signal Generator	Agilent	N5171B	My53050878	2017-05-28
Signal Analyzer	Agilent	N9010A	My53470879	2017-05-28
Power Meter	Agilent	PS-X10-100	N/A	2017-05-28
Temp. / Humidity Chamber	Kingson	THS-M1	242	2017-05-28
Conducted Emission				
Test Receiver	Rohde & Schwarz	ESCS30	828985/018	2017-05-16
L.I.S.N.	Schwarzbeck	NNLK8129	8129203	2017-05-16
Pulse Limiter	Rohde & Schwarz	ESH3-Z2	100006	2017-05-16
Voltage Probe	Rohde & Schwarz	TK9416	N/A	2017-05-16
I.S.N	Rohde & Schwarz	ENY22	1109.9508.02	2017-05-16
50Ω Coaxial Switch	Anritsu	MP59B	M20531	2017-05-16

2.3 Traceability

All measurement equipment calibrations are traceable to NIST or where calibration is performed outside the United States, to equivalent nationally recognized standards organizations.

2.4 Calibration

Equipment requiring calibration is calibrated periodically by the manufacturer or according to manufacturer's specifications. Additionally all equipment is verified for proper performance on a regular basics using in house standards or comparisons.

2.5 Measurement Uncertainty

Table 2: Measurement Uncertainty

Parameter	Uncertainty
Radio Frequency	±1x10^-5
Maximum Peak Output Power Test	±1.0dB
Conducted Emissions Test	±2.0dB
Radiated Emission Test	±2.0dB
Power Density	±2.0dB
Occupied Bandwidth Test	±1.0dB
Band Edge Test	±3dB
All emission, radiated	±3dB
Antenna Port Emission	±3dB
Temperature	±0.5℃
Humidity	±3%

2.6 Location of Original Data

The original copies of all test data taken during actual testing were retained in the TÜV Rheinland (Shenzhen) file for certification follow-up purposes.

2.7 Status of Facility Used for Testing

Shenzhen EMTEK Co., Ltd. test facility located at Bldg 69, Majialong Industry Zone, Nanshan District, Shenzhen, Guangdong, P.R. China is listed on the US Federal Communications Commission list of facilities approved to perform measurements.

3. General Product Information

3.1 Product Function and Intended Use

The EUTs are Android 10" tablet with Wi-Fi, Bluetooth function.
All models are identical except the model name.
For details refer to the User Manual and Circuit Diagram.

3.2 Ratings and System Details

Table 3: Technical Specification of Bluetooth (BDR & EDR mode)

Technical Specification	Value
Kind of Equipment	Insignia Flex Android 10" Tablet
Type Designation	NS-P10A8100, NS-P10A8100-C, xxxxxxP10Axxxxxxxx, MID1023-MA
FCC ID	XMF-P10A8100
IC	20064-P10A8100
Operating Frequency band	2402 – 2480MHz
Channel separation	1MHz
Extreme Temperature Range	0~+40℃
Operation Voltage	DC 5V (via AC/DC adapter)
Modulation	FHSS, GFSK, 8DPSK, π/4DQPSK
Bluetooth version	4.0, Dual Mode
Antenna Gain	-0.65dBi

Table 4: RF channel and frequency of Bluetooth (BDR & EDR mode)

RF Channel	Frequency (MHz)	RF Channel	Frequency (MHz)	RF Channel	Frequency (MHz)	RF Channel	Frequency (MHz)
0	2402.00	21	2423.00	42	2444.00	63	2465.00
1	2403.00	22	2424.00	43	2445.00	64	2466.00
2	2404.00	23	2425.00	44	2446.00	65	2467.00
3	2405.00	24	2426.00	45	2447.00	66	2468.00
4	2406.00	25	2427.00	46	2448.00	67	2469.00
5	2407.00	26	2428.00	47	2449.00	68	2470.00
6	2408.00	27	2429.00	48	2450.00	69	2471.00
7	2409.00	28	2430.00	49	2451.00	70	2472.00
8	2410.00	29	2431.00	50	2452.00	71	2473.00
9	2411.00	30	2432.00	51	2453.00	72	2474.00
10	2412.00	31	2433.00	52	2454.00	73	2475.00
11	2413.00	32	2434.00	53	2455.00	74	2476.00

12	2414.00	33	2435.00	54	2456.00	75	2477.00
13	2415.00	34	2436.00	55	2457.00	76	2478.00
14	2416.00	35	2437.00	56	2458.00	77	2479.00
15	2417.00	36	2438.00	57	2459.00	78	2480.00
16	2418.00	37	2439.00	58	2460.00		
17	2419.00	38	2440.00	59	2461.00		
18	2420.00	39	2441.00	60	2462.00		
19	2421.00	40	2442.00	61	2463.00		
20	2422.00	41	2443.00	62	2464.00		

Table 5: Technical Specification of Bluetooth (Low Energy mode)

Technical Specification	**Value**
Kind of Equipment	Insignia Flex Android 10" Tablet
Type Designation	NS-P10A8100, NS-P10A8100-C, xxxxxxP10A81xxxxxx, MID1023-MA
FCC ID	XMF-P10A8100
IC	21722-PWALYIT
Operating Frequency band	2402 – 2480MHz
Channel separation	2MHz
Extreme Temperature Range	0~+40℃
Operation Voltage	DC 5V (via AC/DC adapter)
Modulation	GFSK
Bluetooth version	4.0, Dual Mode
Antenna Gain	-0.65dBi

Table 6: RF channel and frequency of Bluetooth (Low Energy mode)

RF Channel	Frequency (MHz)	RF Channel	Frequency (MHz)	RF Channel	Frequency (MHz)	RF Channel	Frequency (MHz)
0	2402.00	11	2424.00	22	2446.00	33	2468.00
1	2404.00	12	2426.00	23	2448.00	34	2470.00
2	2406.00	13	2428.00	24	2450.00	35	2472.00
3	2408.00	14	2430.00	25	2452.00	36	2474.00
4	2410.00	15	2432.00	26	2454.00	37	2476.00
5	2412.00	16	2434.00	27	2456.00	38	2478.00
6	2414.00	17	2436.00	28	2458.00	39	2480.00
7	2416.00	18	2438.00	29	2460.00		
8	2418.00	19	2440.00	30	2462.00		
9	2420.00	20	2442.00	31	2464.00		
10	2422.00	21	2444.00	32	2466.00		

3.3 Independent Operation Modes

The basic operation modes are:

A. On
   1. Bluetooth mode (BDR & EDR mode)
      a. Tansmitting
         i. Low Channel
         ii. Middle Channel
         iii. High Channel
      b. Receiving
   2. Bluetooth mode (Low Energy mode)
      a. Tansmitting
         i. Low Channel
         ii. Middle Channel
         iii. High Channel
      b. Receiving
B. Standby
C. Off

3.4 Noise Generating and Noise Suppressing Parts

Refer to the Circuit Diagram.

3.5 Submitted Documents

- Bill of Material
- PCB Layout
- Photo Document
- Circuit Diagram
- Instruction Manual
- Rating Label

4. Test Set-up and Operation Modes

4.1 Principle of Configuration Selection

The equipment under test (EUT) was configured to measure its maximum power level. The test modes were adapted accordingly in reference to the instructions for use.

4.2 Test Operation and Test Software

Test operation refers to test setup in chapter 5. All testing were performed according to the procedures in ANSI C63.10: 2013.

4.3 Special Accessories and Auxiliary Equipment

The EUT was tested together with the following accessories:

Description	Manufacturer	Part No.	Rating
AC/DC Adapter	Dongguan Aohai Power Technology Co., Ltd	A88-502000	Input: AC 100-240V, 50/60Hz, 0.35A; Output: DC 5V, 2.0A

The EUT was tested with following cables:

Interface(s)/Port(s):	**Max. cable length, shielding**	**Cable classification**
AC Mains of adapter	2 cores, non-shielded port, 3m	AC Power Input
DC input port (USB port)	2 cores, non-shielded port, 1m	DC Power Input

4.4 Countermeasures to achieve EMC Compliance

The test sample which has been tested contained the noise suppression parts as described in the Constructional Data Form or the Technical Construction File. No additional measures were employed to achieve compliance.

4.5 Test Setup Diagram

Diagram of Measurement Configuration for Radiation Test

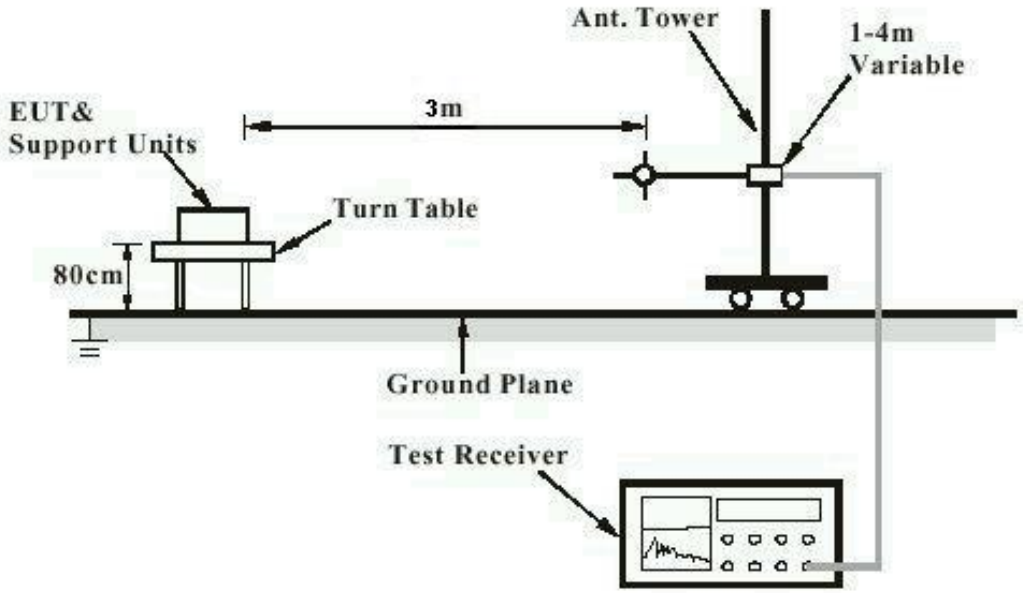

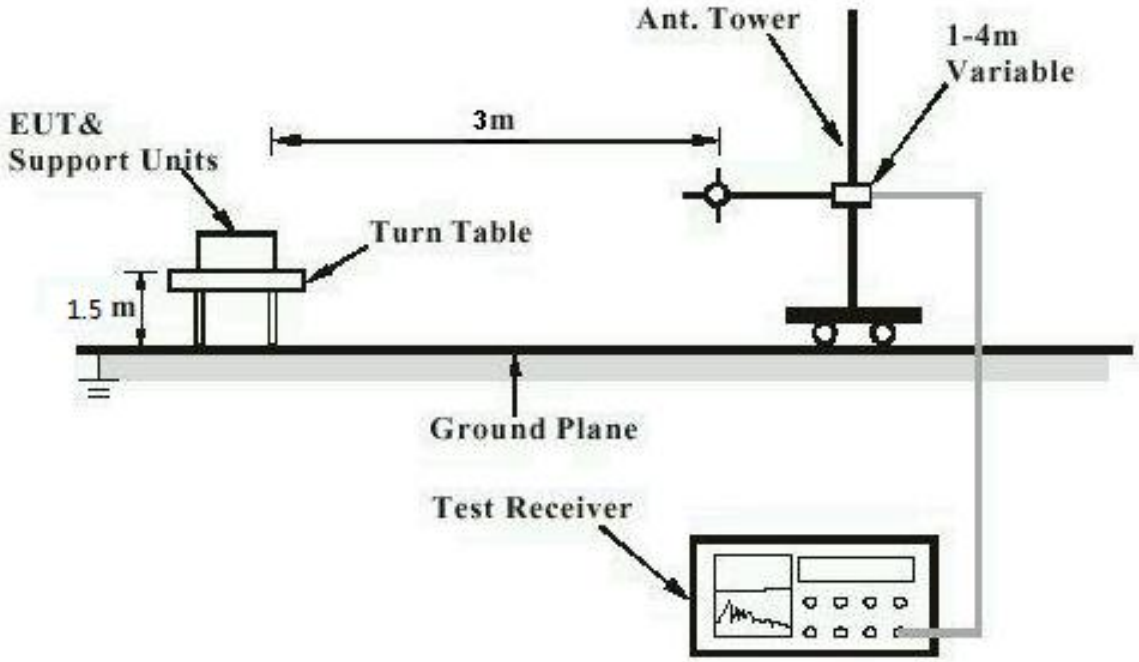

Diagram of Measurement Equipment Configuration for Conduction Measurement

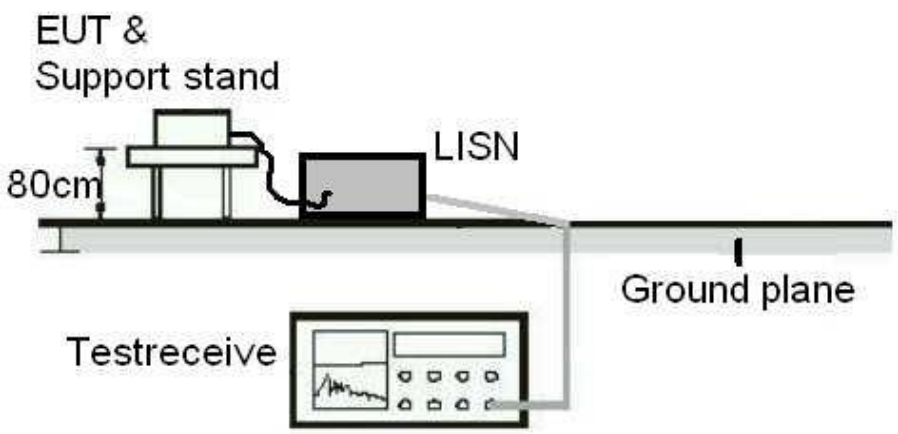

Diagram of Measurement Equipment Configuration for Transmitter Measurement

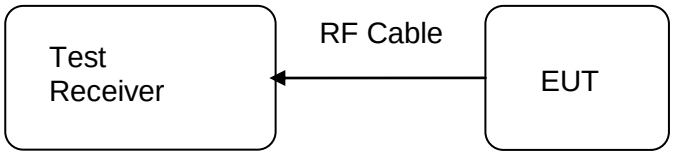

5. Test Results

5.1 Transmitter Requirement & Test Suites

5.1.1 Antenna Requirement

RESULT: **Pass**

Test standard	:	Part 15.203 RSS-Gen Clause 8.3
Limit		The use of antennas with directional gains that do not exceed 6dBi

According to the manufacturer declared, the EUT has an internal antenna, the directional gain of antenna is -0.65dBi, and the antenna connector is designed with permanent attachment and no consideration of replacement. Therefore the EUT is considered sufficient to comply with the provision.

5.1.2 Peak Output Power

RESULT: **Pass**

Test date	:	2017-04-13
Test standard	:	FCC Part 15.247(b)(1) FCC Part 15.247(b)(3) RSS-247 clause 5.4(2) RSS-247 clause 5.4(4)
Basic standard	:	ANSI C63.10: 2013 Clause 9.1 of KDB 558074 v03r01
Limit	:	1W
Kind of test site	:	Shielded room

Test setup

Test Channel	:	Low/ Middle/ High
Operation Mode	:	A.1.a, A.2.a
Ambient temperature	:	25℃
Relative humidity	:	50%
Atmospheric pressure	:	101kPa

Table 7: Test result of Peak Output Power of Buletooth (BDR mode)

Channel	Channel Frequency (MHz)	Peak Output Power (dBm)	Limit (dBm)
Low Channel	2402	3.847	30
Middle Channel	2441	4.108	30
High Channel	2480	4.547	30

Table 8: Test result of Peak Output Power of Bluetooth (EDR mode)

Channel	Channel Frequency (MHz)	Peak Output Power (dBm)	Limit (dBm)
Low Channel	2402	3.732	30
Middle Channel	2441	4.214	30
High Channel	2480	4.723	30

Table 9: Test result of Peak Output Power of Bluetooth (Low Energy mode)

Channel	Channel Frequency (MHz)	Peak Output Power (dBm)	Limit (dBm)
Low Channel	2402	-3.893	30
Middle Channel	2440	-3.231	30
High Channel	2480	-3.126	30

5.1.3 20dB Bandwidth and 99% Bandwidth

RESULT: **Pass**

Date of testing	:	2017-04-12
Test standard	:	FCC Part 15.247(a)(1) RSS-247 clause 5.1(2) RSS-Gen clause 6.6
Basic standard	:	ANSI C63.10: 2013 Clause 8 of KDB 558074 v03r01
Kind of test site	:	Shielded room

Test setup

Test Channel	:	Low/ Middle/ High
Operation Mode	:	A.1.a
Ambient temperature	:	25℃
Relative humidity	:	50%
Atmospheric pressure	:	101kPa

Table 10: Test result of 20dB and 99% Bandwidth of BDR mode

Channel	Channel Frequency (MHz)	20dB Bandwidth (MHz)	99% Bandwidth (MHz)
Low Channel	2402	0.946	0.877
Mid Channel	2441	0.948	0.878
High Channel	2480	0.948	0.879

Table 11: Test result of 20dB and 99% Bandwidth of EDR mode

Channel	Channel Frequency (MHz)	20dB Bandwidth (MHz)	99% Bandwidth (MHz)
Low Channel	2402	1.241	1.138
Mid Channel	2441	1.242	1.144
High Channel	2480	1.254	1.142

5.1.4 6dB Bandwidth and 99% Bandwidth

RESULT: **Pass**

Date of testing	:	2017-04-13
Test standard	:	FCC Part 15.247(a)(2) RSS-247 clause 5.2(1) RSS-Gen clause 6.6
Basic standard	:	ANSI C63.10: 2013 Clause 8 of KDB 558074 v03r01
Kind of test site	:	Shielded room

Test setup

Test Channel	:	Low/ Middle/ High
Operation Mode	:	A.2.a
Ambient temperature	:	25℃
Relative humidity	:	50%
Atmospheric pressure	:	101kPa

Table 12: Test result of 6dB Bandwidth and 99% Bandwidth of Bluetooth, Low Energy mode

Channel	Channel Frequency (MHz)	6dB Bandwidth (MHz)	Limit of 6dB Bandwidth (MHz)	99% Bandwidth (MHz)
Low Channel	2402	0.714	≥0.5	1.131
Mid Channel	2440	0.713	≥0.5	1.130
High Channel	2480	0.712	≥0.5	1.132

5.1.5 Conducted Spurious Emissions measured in 100kHz Bandwidth

RESULT: **Pass**

Date of testing	:	2017-04-13
Test standard	:	FCC part 15.247(d) RSS-247 clause 5.5
Basic standard	:	ANSI C63.10: 2013
Limit	:	20dB (below that in the 100kHz bandwidth within the band that contains the highest level of the desired power);
Kind of test site	:	Shield room

Test setup

Test Channel	:	Low/ Middle/ High
Operation mode	:	A.1.a, A.2.a
Ambient temperature	:	25℃
Relative humidity	:	50%
Atmospheric pressure	:	101kPa

For details refer to following test plot.

Test Plot of Conducted spurious emissions measured in 100kHz Bandwidth of BDR mode

Low Channel

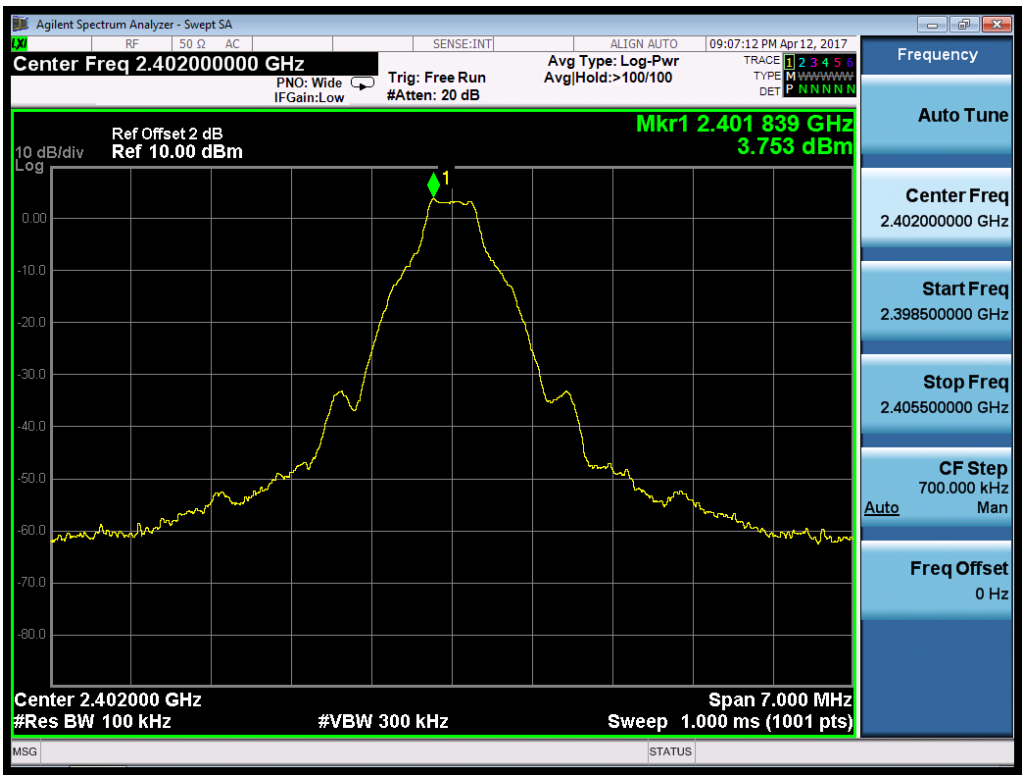

Middle Channel

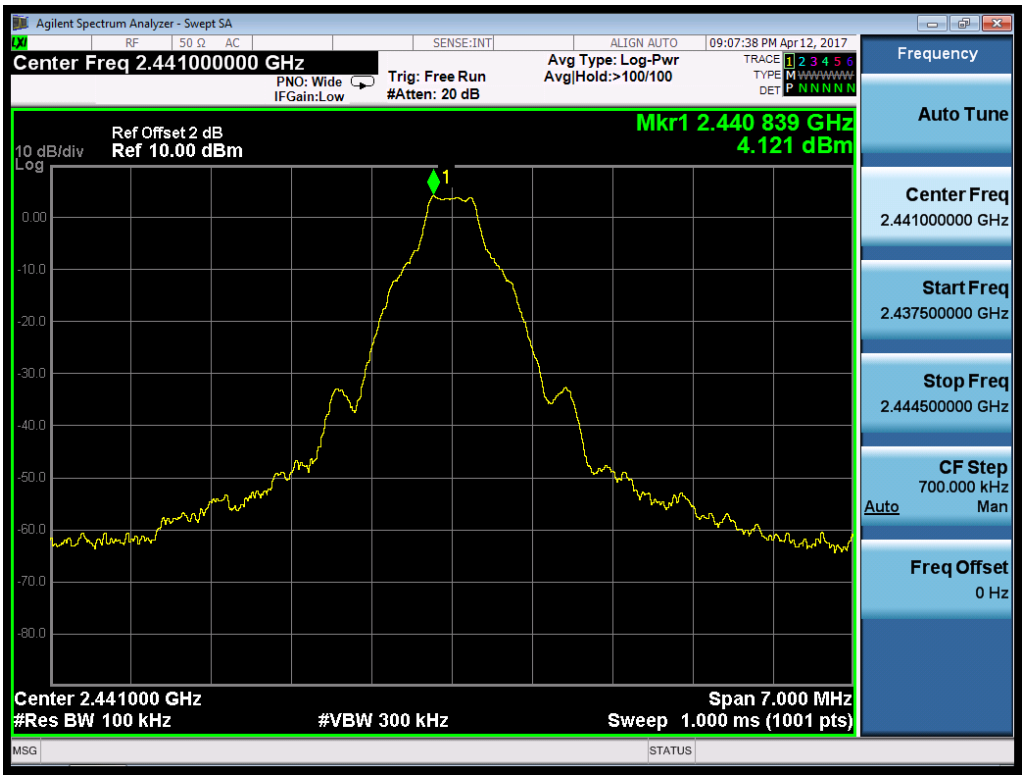

High Channel

Band Edge

Agilent Spectrum Analyzer - Swept SA
Start Freq 2.390000000 GHz
PNO: Fast
IFGain:Low
Trig: Free Run
#Atten: 20 dB
Avg Type: Log-Pwr
Avg|Hold:>100/100
10:34:06 PM Apr 12, 2017
Ref Offset 2 dB
10 dB/div
Ref 10.00 dBm
Log
Mkr1 2.400 000 GHz
-53.131 dBm
-16.23 dBm
Start 2.390000 GHz
#Res BW 100 kHz
#VBW 300 kHz
Stop 2.403000 GHz
Sweep 1.267 ms (1001 pts)
Frequency
Auto Tune
Center Freq
2.396500000 GHz
Start Freq
2.390000000 GHz
Stop Freq
2.403000000 GHz
CF Step
1.300000 MHz
Auto
Man
Freq Offset
0 Hz

Agilent Spectrum Analyzer - Swept SA
Start Freq 2.478000000 GHz
PNO: Fast
IFGain:Low
Trig: Free Run
#Atten: 20 dB
Avg Type: Log-Pwr
Avg|Hold:>100/100
10:36:59 PM Apr 12, 2017
Ref Offset 2 dB
10 dB/div
Ref 10.00 dBm
Log
Mkr1 2.483 500 GHz
-61.867 dBm
-15.37 dBm
Start 2.47800 GHz
#Res BW 100 kHz
#VBW 300 kHz
Stop 2.50000 GHz
Sweep 2.133 ms (1001 pts)
Frequency
Auto Tune
Center Freq
2.489000000 GHz
Start Freq
2.478000000 GHz
Stop Freq
2.500000000 GHz
CF Step
2.200000 MHz
Auto
Man
Freq Offset
0 Hz

Test Plot of Conducted spurious emissions measured in 100kHz Bandwidth of EDR mode

Low Channel

Middle Channel

High Channel

Band Edge

Agilent Spectrum Analyzer - Swept SA
Start Freq 2.390000000 GHz
PNO: Fast
IFGain:Low
Trig: Free Run
#Atten: 20 dB
Avg Type: Log-Pwr
Avg|Hold:>100/100
10:35:33 PM Apr 12, 2017
Ref Offset 2 dB
10 dB/div
Ref 10.00 dBm
Log
Mkr1 2.400 000 GHz
-54.905 dBm
-17.15 dBm
Start 2.390000 GHz
#Res BW 100 kHz
#VBW 300 kHz
Stop 2.403000 GHz
Sweep 1.267 ms (1001 pts)
Frequency
Auto Tune
Center Freq
2.396500000 GHz
Start Freq
2.390000000 GHz
Stop Freq
2.403000000 GHz
CF Step
1.300000 MHz
Auto
Man
Freq Offset
0 Hz

Agilent Spectrum Analyzer - Swept SA
Start Freq 2.478000000 GHz
PNO: Fast
IFGain:Low
Trig: Free Run
#Atten: 20 dB
Avg Type: Log-Pwr
Avg|Hold:>100/100
10:37:53 PM Apr 12, 2017
Ref Offset 2 dB
10 dB/div
Ref 10.00 dBm
Log
Mkr1 2.483 500 GHz
-58.748 dBm
-16.00 dBm
Start 2.47800 GHz
#Res BW 100 kHz
#VBW 300 kHz
Stop 2.50000 GHz
Sweep 2.133 ms (1001 pts)
Frequency
Auto Tune
Center Freq
2.489000000 GHz
Start Freq
2.478000000 GHz
Stop Freq
2.500000000 GHz
CF Step
2.200000 MHz
Auto
Man
Freq Offset
0 Hz

Test Plot of Conducted spurious emissions measured in 100kHz Bandwidth of Low Energy mode

Low Channel

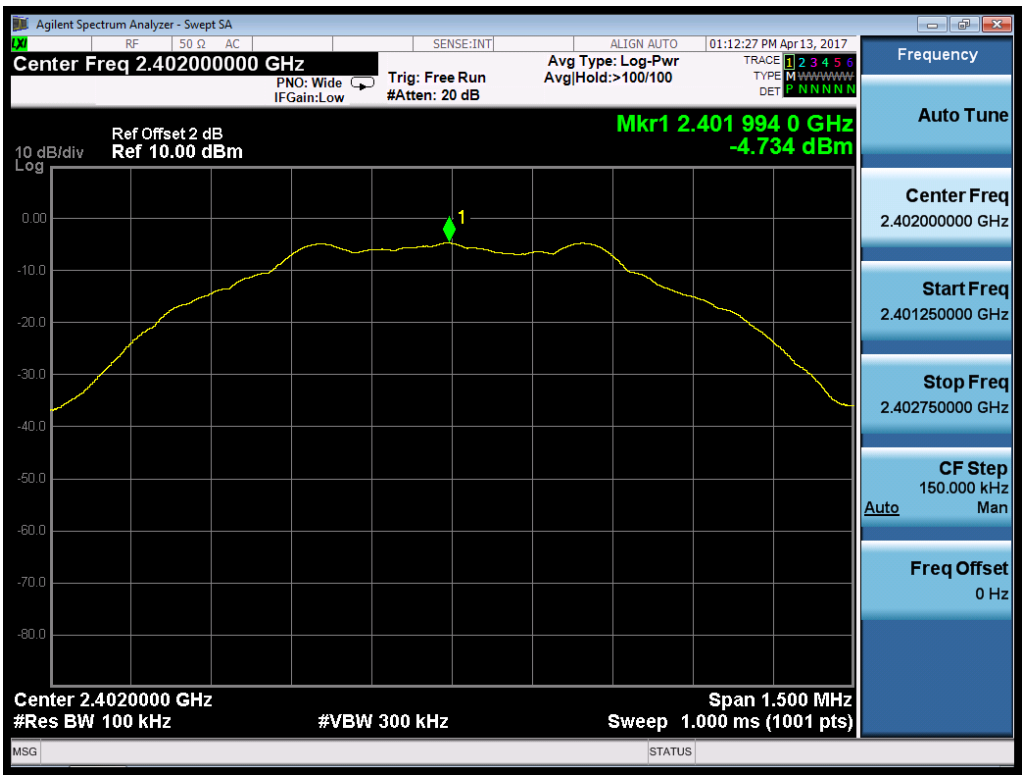

Middle Channel

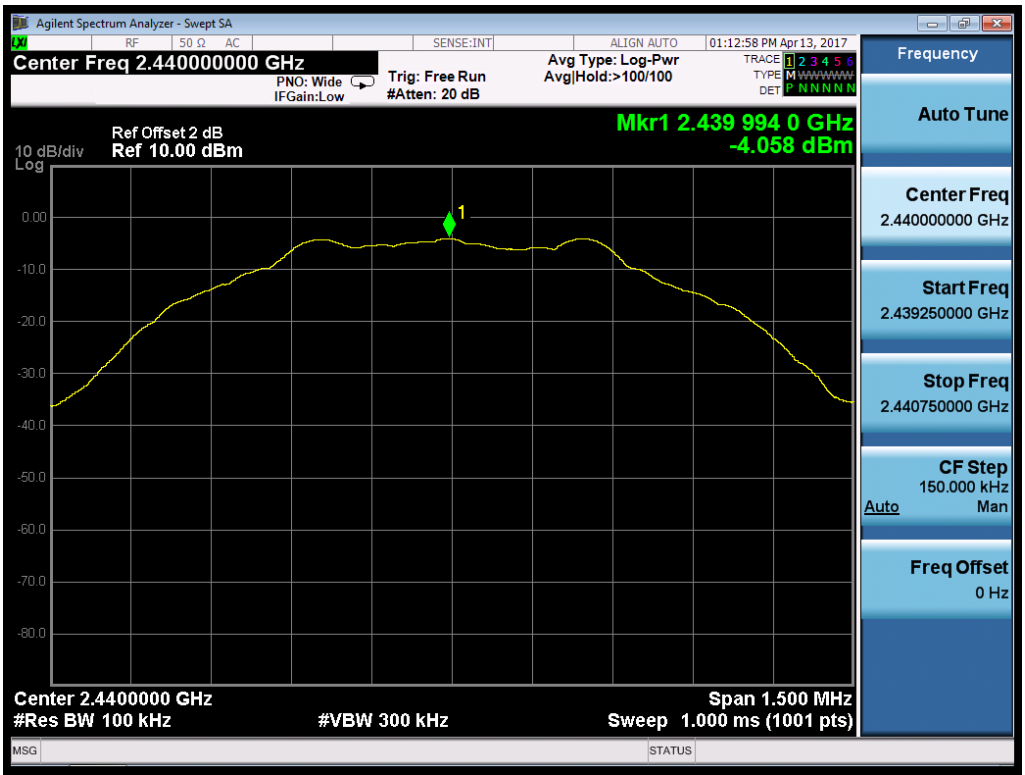

High Channel

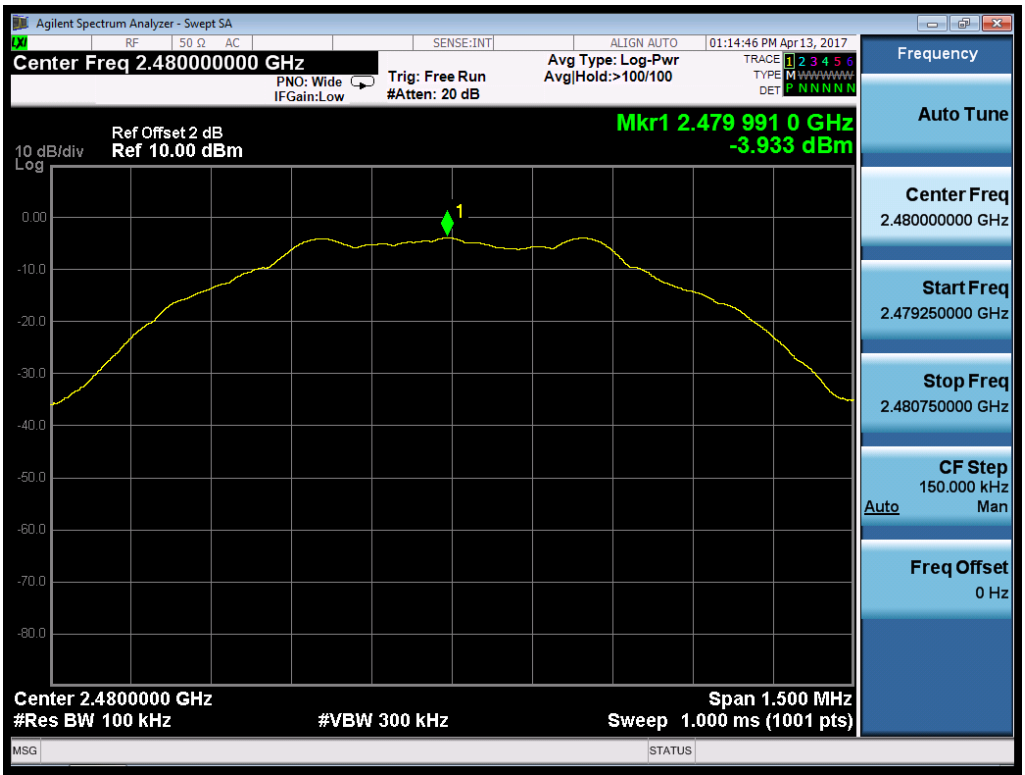

Band Edge

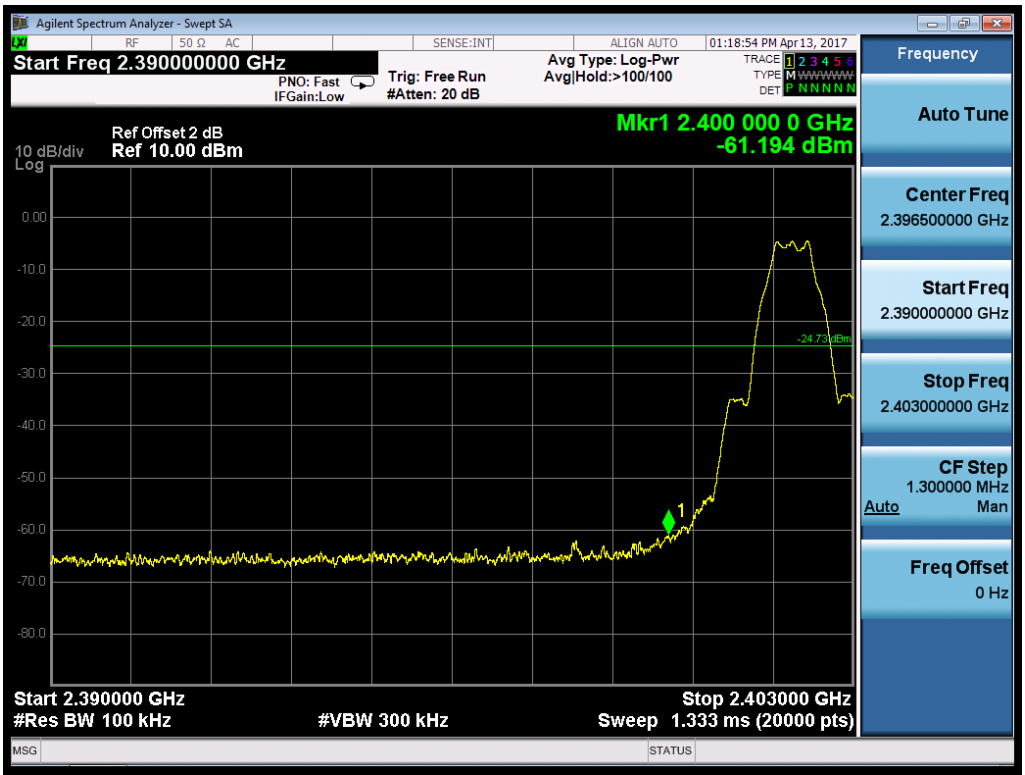
Agilent Spectrum Analyzer - Swept SA
Start Freq 2.390000000 GHz
PNO: Fast
IFGain:Low
Trig: Free Run
#Atten: 20 dB
Avg Type: Log-Pwr
Avg|Hold:>100/100
01:18:54 PM Apr 13, 2017
Ref Offset 2 dB
10 dB/div
Ref 10.00 dBm
Log
Mkr1 2.400 000 0 GHz
-61.194 dBm
-24.73 dBm
Start 2.390000 GHz
#Res BW 100 kHz
#VBW 300 kHz
Stop 2.403000 GHz
Sweep 1.333 ms (20000 pts)
Frequency
Auto Tune
Center Freq
2.396500000 GHz
Start Freq
2.390000000 GHz
Stop Freq
2.403000000 GHz
CF Step
1.300000 MHz
Auto
Man
Freq Offset
0 Hz

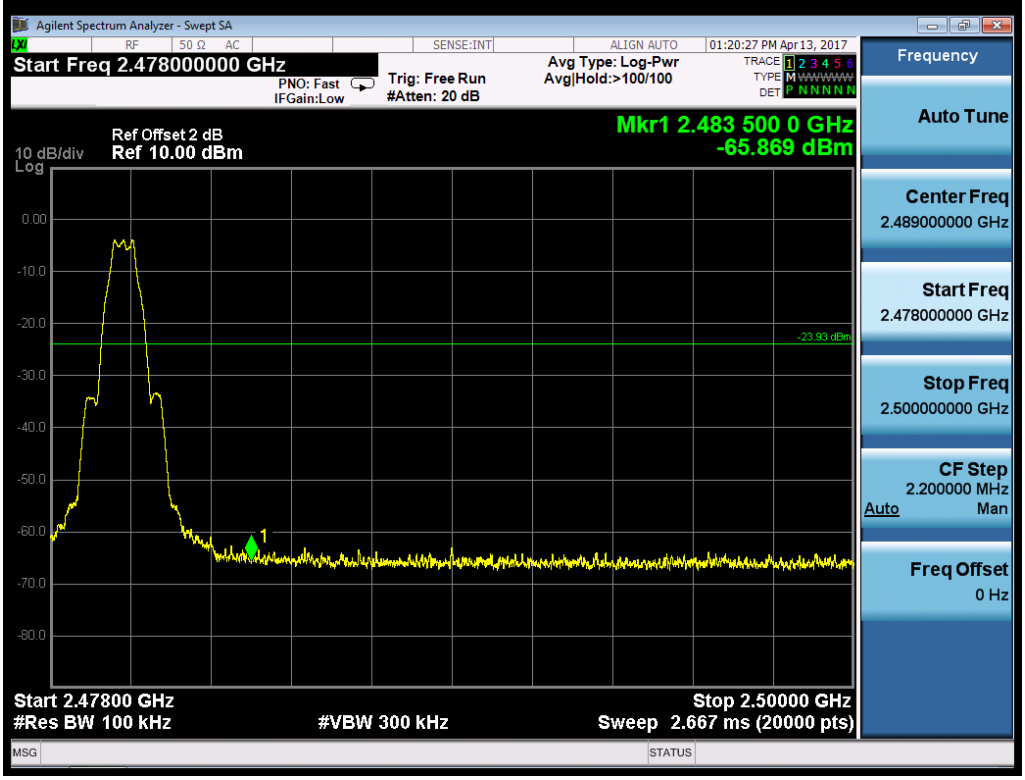
Agilent Spectrum Analyzer - Swept SA
Start Freq 2.478000000 GHz
PNO: Fast
IFGain:Low
Trig: Free Run
#Atten: 20 dB
Avg Type: Log-Pwr
Avg|Hold:>100/100
01:20:27 PM Apr 13, 2017
Ref Offset 2 dB
10 dB/div
Ref 10.00 dBm
Log
Mkr1 2.483 500 0 GHz
-65.869 dBm
-23.93 dBm
Start 2.47800 GHz
#Res BW 100 kHz
#VBW 300 kHz
Stop 2.50000 GHz
Sweep 2.667 ms (20000 pts)
Frequency
Auto Tune
Center Freq
2.489000000 GHz
Start Freq
2.478000000 GHz
Stop Freq
2.500000000 GHz
CF Step
2.200000 MHz
Auto
Man
Freq Offset
0 Hz

5.1.6 Power spectral density

RESULT: **Pass**

Date of testing	:	2017-04-13
Test standard	:	FCC part 15.247(e) RSS-247 clause 5.2(2)
Basic standard	:	ANSI C63.10: 2013 Clause 10 of KDB 558074 v03r01
Limit	:	8dBm/3kHz
Kind of test site	:	Shield room

Test setup

Test Channel	:	Low/ Middle/ High
Operation mode	:	A.2.a
Ambient temperature	:	25℃
Relative humidity	:	50%
Atmospheric pressure	:	101kPa

Table 13: Test result of power spectral density

Mode	Channel (MHz)	Result (dBm/3kHz)	Limit (dBm/3kHz)	Conclusion
Bluetooth LE mode	2402	-19.166	8	Pass
	2440	-18.657	8	Pass
	2480	-18.408	8	Pass

5.1.7 Spurious Emission

RESULT: **Pass**

Date of testing	:	2017-04-20 to 2017-04-22
Test standard	:	FCC part 15.247(d) RSS-Gen
Basic standard	:	ANSI C63.10: 2013 Clause 11 of KDB 558074 v03r01
Limits	:	FCC part 15.209(a)
Kind of test site	:	3m Semi-Anechoic Chamber & Anechoic Chamber

Test setup

Test Channel	:	Low/ Middle/ High
Operation mode	:	A.1.a, A.2.a
Ambient temperature	:	24℃
Relative humidity	:	53%
Atmospheric pressure	:	101kPa

For details refer to following test plot.

Shenzhen EMTEK Co., Ltd.
Bldg. 69, Majialong Industry Zone, Nanshan District, Shenzhen, Guangdong, 518052 P. R. China
www.emtek.com.cn Tel:+86-755-2695 4280 Fax:+86-755-2695 4282

EMTEK Access to the World

Radiated Emission Measurement

File :TUV Data :#2257 Date: 2017/04/22 Time:

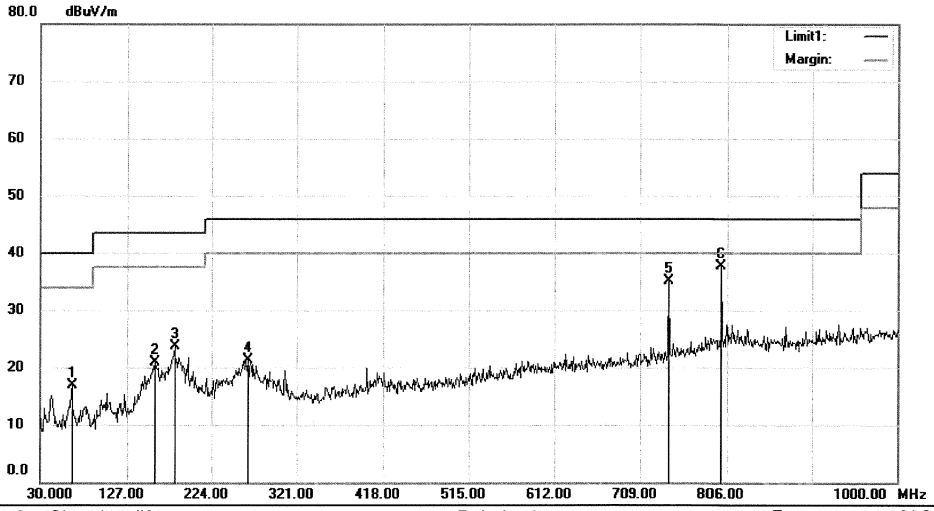

Site 3m Chamber #3 Polarization: ***Horizontal*** Temperature: 24 C
Limit: (RE)FCC PART 15 CLASS B Power: AC 120V/60Hz Humidity: 53 %
EUT: Tablet PC
M/N: MH003/MID1023
Mode:GFSK 2402
Note:

No.	Mk.	Freq.	Reading Level	Correct Factor	Measure-ment	Limit	Over		Antenna Height	Table Degree	
		MHz	dBuV	dB	dBuV/m	dBuV/m	dB	Detector	cm	degree	Comment
1		64.9200	34.58	-17.74	16.84	40.00	-23.16	QP			
2		159.0100	39.35	-18.43	20.92	43.50	-22.58	QP			
3		181.3200	40.47	-16.83	23.64	43.50	-19.86	QP			
4		265.7100	34.42	-13.10	21.32	46.00	-24.68	QP			
5		741.9800	38.37	-3.17	35.20	46.00	-10.80	QP			
6	*	799.2100	39.64	-2.03	37.61	46.00	-8.39	QP			

*:Maximum data x:Over limit !:over margin Operator: KK

Shenzhen EMTEK Co., Ltd.
Bldg.69, Majialong Industry Zone, Nanshan District, Shenzhen, Guangdong, 518052 P.R. China
www.emtek.com.cn Tel:+86-755-2695 4280 Fax:+86-755-2695 4282

EMTEK Access to the World

Radiated Emission Measurement

File :TUV Data :#2258 Date: 2017/04/22 Time:

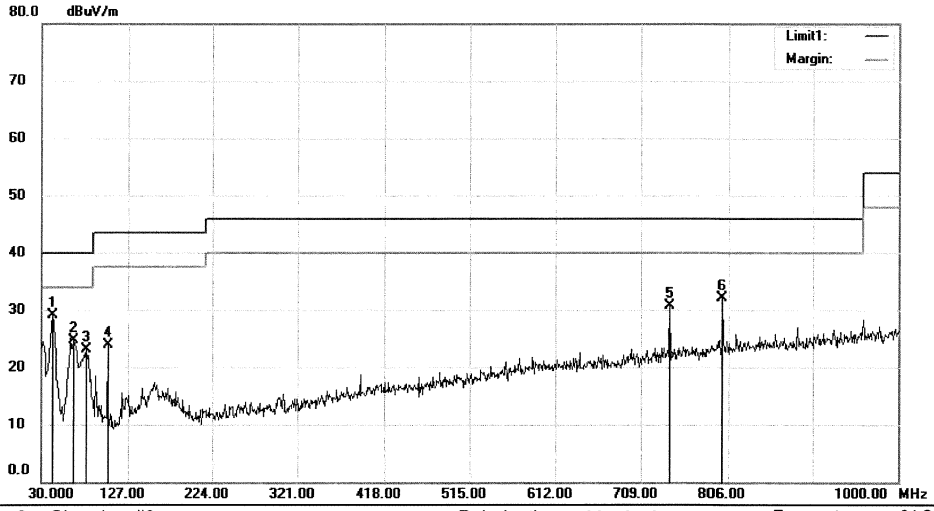

Site 3m Chamber #3 Polarization: ***Vertical*** Temperature: 24 C
Limit: (RE)FCC PART 15 CLASS B Power: AC 120V/60Hz Humidity: 53 %
EUT: Tablet PC
M/N: MH003/MID1023
Mode: GFSK 2402
Note:

No.	Mk.	Freq.	Reading Level	Correct Factor	Measure-ment	Limit	Over		Antenna Height	Table Degree	
		MHz	dBuV	dB	dBuV/m	dBuV/m	dB	Detector	cm	degree	Comment
1	*	42.6100	43.95	-14.94	29.01	40.00	-10.99	QP			
2		64.9200	42.38	-17.74	24.64	40.00	-15.36	QP			
3		79.4700	42.76	-19.66	23.10	40.00	-16.90	QP			
4		103.7200	39.27	-15.28	23.99	43.50	-19.51	QP			
5		741.9800	33.95	-3.17	30.78	46.00	-15.22	QP			
6		799.2100	34.07	-2.03	32.04	46.00	-13.96	QP			

*:Maximum data x:Over limit !:over margin Operator: KK

Shenzhen EMTEK Co., Ltd.
Bldg.69, Majialong Industry Zone, Nanshan District, Shenzhen, Guangdong, 518052 P.R. China
www.emtek.com.cn Tel:+86-755-2695 4280 Fax:+86-755-2695 4282

EMTEK Access to the World

Radiated Emission Measurement

File :TUV Data :#2259 Date: 2017/04/22 Time:

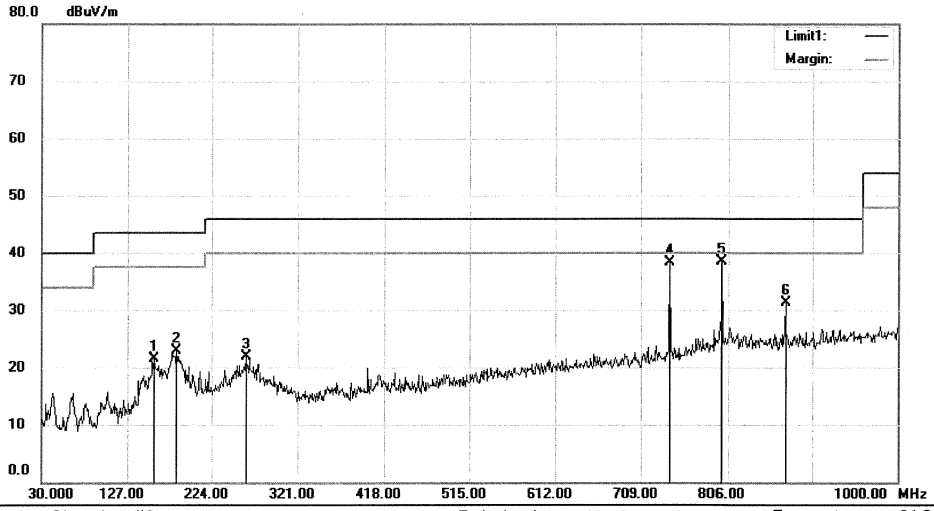

Site 3m Chamber #3 Polarization: ***Horizontal*** Temperature: 24 C
Limit: (RE)FCC PART 15 CLASS B Power: AC 120V/60Hz Humidity: 53 %
EUT: Tablet PC
M/N: MH003/MID1023
Mode: GFSK 2441
Note:

No.	Mk.	Freq.	Reading Level	Correct Factor	Measure-ment	Limit	Over		Antenna Height	Table Degree	
		MHz	dBuV	dB	dBuV/m	dBuV/m	dB	Detector	cm	degree	Comment
1		157.0700	39.99	-18.58	21.41	43.50	-22.09	QP			
2		183.2600	39.70	-16.84	22.86	43.50	-20.64	QP			
3		262.8000	34.99	-13.11	21.88	46.00	-24.12	QP			
4		741.9800	41.52	-3.17	38.35	46.00	-7.65	QP			
5	*	799.2100	40.59	-2.03	38.56	46.00	-7.44	QP			
6		871.9600	32.48	-1.26	31.22	46.00	-14.78	QP			

*:Maximum data x:Over limit !:over margin Operator: KK

File :TUV\Data :#2259 *Page: 1*

Shenzhen EMTEK Co., Ltd.
Bldg. 69, Majialong Industry Zone, Nanshan District, Shenzhen, Guangdong, 518052 P.R. China
www.emtek.com.cn Tel:+86-755-2695 4280 Fax:+86-755-2695 4282

EMTEK Access to the World

Radiated Emission Measurement

File :TUV Data :#2260 Date: 2017/04/22 Time:

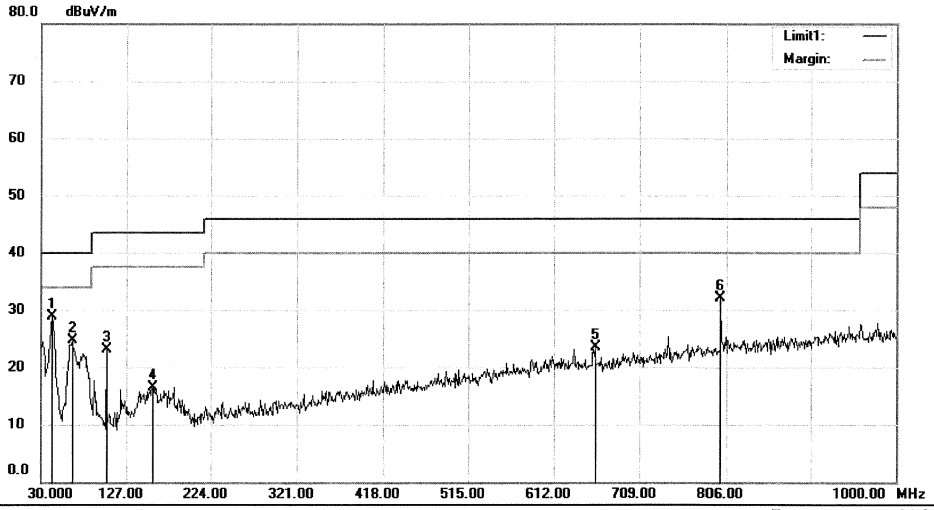

Site 3m Chamber #3 Polarization: ***Vertical*** Temperature: 24 C
Limit: (RE)FCC PART 15 CLASS B Power: AC 120V/60Hz Humidity: 53 %
EUT: Tablet PC
M/N: MH003/MID1023
Mode: GFSK 2441
Note:

No.	Mk.	Freq.	Reading Level	Correct Factor	Measure-ment	Limit	Over		Antenna Height	Table Degree	
		MHz	dBuV	dB	dBuV/m	dBuV/m	dB	Detector	cm	degree	Comment
1	*	41.6400	43.94	-15.03	28.91	40.00	-11.09	QP			
2		64.9200	42.44	-17.74	24.70	40.00	-15.30	QP			
3		103.7200	38.44	-15.28	23.16	43.50	-20.34	QP			
4		157.0700	35.01	-18.58	16.43	43.50	-27.07	QP			
5		658.5600	28.03	-4.43	23.60	46.00	-22.40	QP			
6		799.2100	34.21	-2.03	32.18	46.00	-13.82	QP			

*:Maximum data x:Over limit !:over margin Operator: KK

File :TUV\Data :#2260 *Page: 1*

Shenzhen EMTEK Co., Ltd.
Bldg.69,Majialong Industry Zone,Nanshan District,Shenzhen,Guangdong,518052 P.R. China
www.emtek.com.cn Tel:+86-755-2695 4280 Fax:+86-755-2695 4282

EMTEK Access to the World

Radiated Emission Measurement

File :TUV Data :#2261 Date: 2017/04/22 Time:

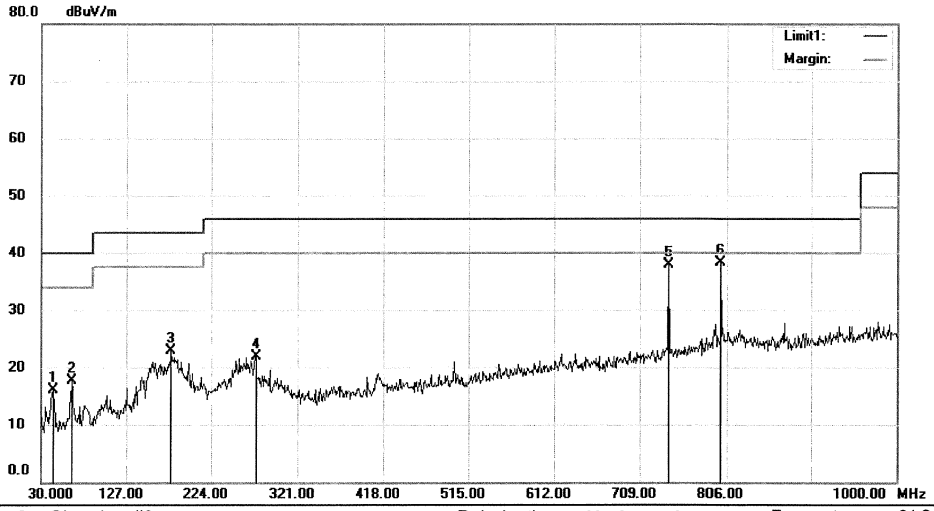

Site 3m Chamber #3 Polarization: ***Horizontal*** Temperature: 24 C
Limit: (RE)FCC PART 15 CLASS B Power: AC 120V/60Hz Humidity: 53 %
EUT: Tablet PC
M/N: MH003/MID1023
Mode:GFSK 2480
Note:

No.	Mk.	Freq.	Reading Level	Correct Factor	Measure-ment	Limit	Over		Antenna Height	Table Degree	
		MHz	dBuV	dB	dBuV/m	dBuV/m	dB	Detector	cm	degree	Comment
1		43.5800	30.96	-14.92	16.04	40.00	-23.96	QP			
2		63.9500	35.08	-17.33	17.75	40.00	-22.25	QP			
3		178.4100	39.89	-17.05	22.84	43.50	-20.66	QP			
4		274.4400	35.05	-13.07	21.98	46.00	-24.02	QP			
5		741.9800	40.99	-3.17	37.82	46.00	-8.18	QP			
6	*	799.2100	40.43	-2.03	38.40	46.00	-7.60	QP			

*:Maximum data x:Over limit !:over margin Operator: KK

Shenzhen EMTEK Co., Ltd.
Bldg.69,Majialong Industry Zone,Nanshan District,Shenzhen,Guangdong,518052 P.R. China
www.emtek.com.cn Tel:+86-755-2695 4280 Fax:+86-755-2695 4282

EMTEK Access to the World

Radiated Emission Measurement

File :TUV Data :#2262 Date: 2017/04/22 Time:

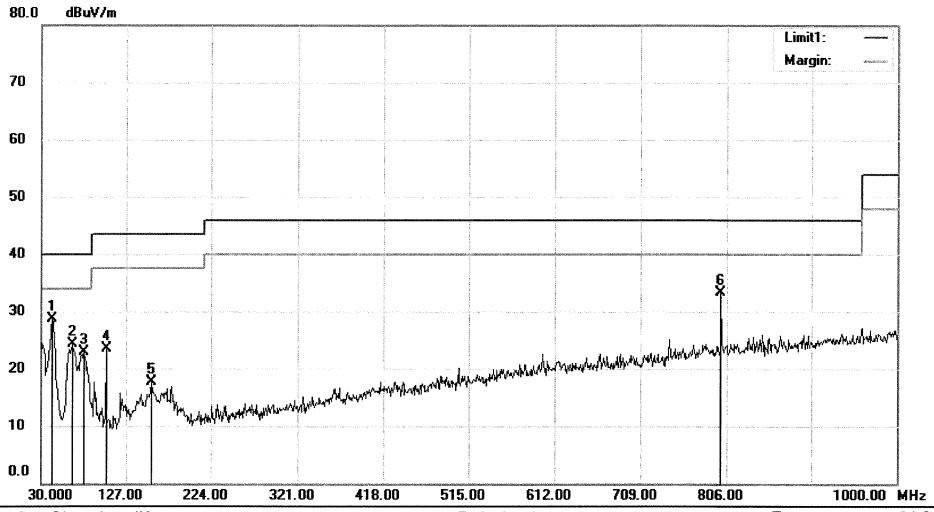

Site 3m Chamber #3 Polarization: ***Vertical*** Temperature: 24 C
Limit: (RE)FCC PART 15 CLASS B Power: AC 120V/60Hz Humidity: 53 %
EUT: Tablet PC
M/N: MH003/MID1023
Mode:GFSK 2480
Note:

No.	Mk.	Freq.	Reading Level	Correct Factor	Measure-ment	Limit	Over		Antenna Height	Table Degree	
		MHz	dBuV	dB	dBuV/m	dBuV/m	dB	Detector	cm	degree	Comment
1	*	41.6400	43.83	-15.03	28.80	40.00	-11.20	QP			
2		65.8900	42.47	-18.15	24.32	40.00	-15.68	QP			
3		78.5000	42.70	-19.87	22.83	40.00	-17.17	QP			
4		103.7200	38.76	-15.28	23.48	43.50	-20.02	QP			
5		156.1000	36.26	-18.65	17.61	43.50	-25.89	QP			
6		799.2100	35.28	-2.03	33.25	46.00	-12.75	QP			

*:Maximum data x:Over limit !:over margin Operator: KK

Shenzhen EMTEK Co.,Ltd.
Bldg.69,Majialong Industry Zone,Nanshan District,Shenzhen,Guangdong,518052 P.R. China
www.emtek.com.cn Tel:+86-755-2695 4280 Fax:+86-755-2695 4282

EMTEK Access to the World

Radiated Emission Measurement

File :TUV Data :#2267 Date: 2017/04/22 Time:

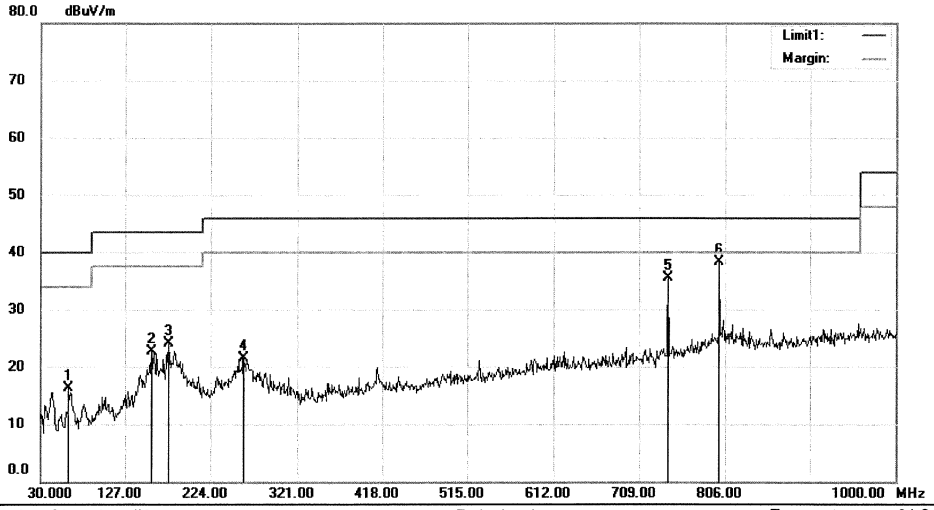

Site 3m Chamber #3 Polarization: ***Horizontal*** Temperature: 24 C
Limit: (RE)FCC PART 15 CLASS B Power: AC 120V/60Hz Humidity: 53 %
EUT: Tablet PC
M/N: MH003/MID1023
Mode:8DPSK 2402
Note:

No.	Mk.	Freq.	Reading Level	Correct Factor	Measure-ment	Limit	Over		Antenna Height	Table Degree	
		MHz	dBuV	dB	dBuV/m	dBuV/m	dB	Detector	cm	degree	Comment
1		62.0100	32.93	-16.53	16.40	40.00	-23.60	QP			
2		157.0700	41.19	-18.58	22.61	43.50	-20.89	QP			
3		176.4700	41.41	-17.34	24.07	43.50	-19.43	QP			
4		260.8600	34.71	-13.11	21.60	46.00	-24.40	QP			
5		741.9800	38.75	-3.17	35.58	46.00	-10.42	QP			
6	*	799.2100	40.24	-2.03	38.21	46.00	-7.79	QP			

*:Maximum data x:Over limit !:over margin Operator: KK

File :TUV\Data :#2267 *Page: 1*

Shenzhen EMTEK Co., Ltd.
Bldg. 69, Majialong Industry Zone, Nanshan District, Shenzhen, Guangdong, 518052 P.R. China
www.emtek.com.cn Tel:+86-755-2695 4280 Fax:+86-755-2695 4282

EMTEK Access to the World

Radiated Emission Measurement

File :TUV Data :#2268 Date: 2017/04/22 Time:

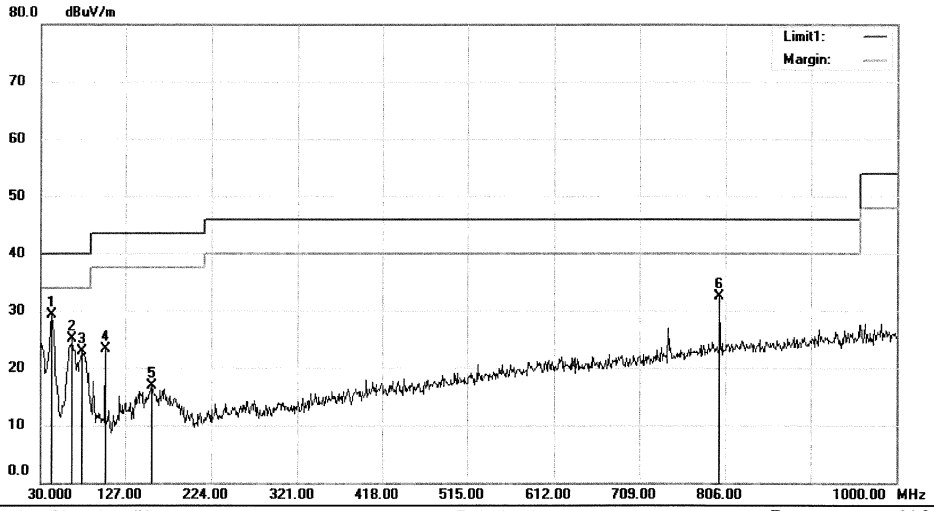

Site 3m Chamber #3 Polarization: ***Vertical*** Temperature: 24 C
Limit: (RE)FCC PART 15 CLASS B Power: AC 120V/60Hz Humidity: 53 %
EUT: Tablet PC
M/N: MH003/MID1023
Mode:8DPSK 2402
Note:

No.	Mk.	Freq.	Reading Level	Correct Factor	Measure-ment	Limit	Over		Antenna Height	Table Degree	
		MHz	dBuV	dB	dBuV/m	dBuV/m	dB	Detector	cm	degree	Comment
1	*	41.6400	44.28	-15.03	29.25	40.00	-10.75	QP			
2		65.8900	43.34	-18.15	25.19	40.00	-14.81	QP			
3		76.5600	43.20	-20.32	22.88	40.00	-17.12	QP			
4		103.7200	38.55	-15.28	23.27	43.50	-20.23	QP			
5		157.0700	35.56	-18.58	16.98	43.50	-26.52	QP			
6		799.2100	34.59	-2.03	32.56	46.00	-13.44	QP			

*:Maximum data x:Over limit !:over margin Operator: KK

File :TUV\Data :#2268 *Page: 1*

Shenzhen EMTEK Co., Ltd.
Bldg.69,Majialong Industry Zone,Nanshan District,Shenzhen,Guangdong,518052 P.R. China
www.emtek.com.cn Tel:+86-755-2695 4280 Fax:+86-755-2695 4282

EMTEK Access to the World

Radiated Emission Measurement

File :TUV Data :#2265 Date: 2017/04/22 Time:

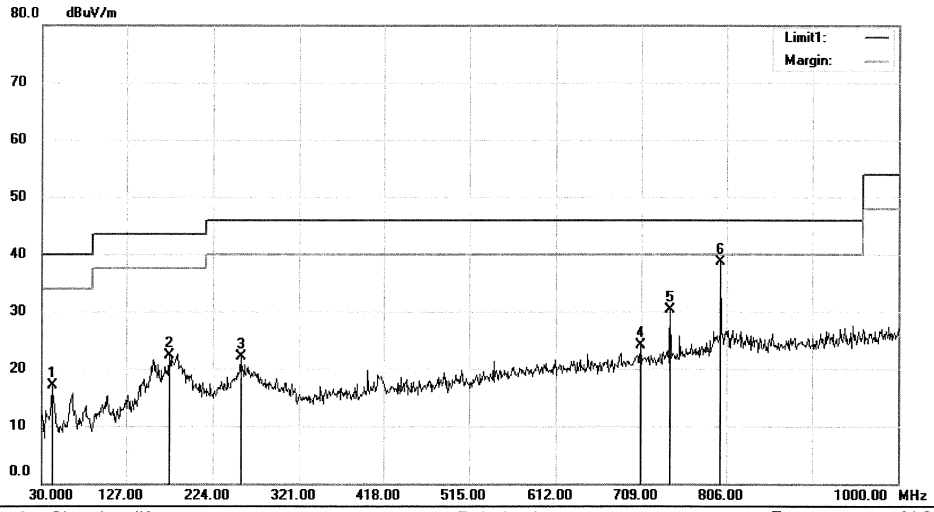

Site 3m Chamber #3 Polarization: ***Horizontal*** Temperature: 24 C
Limit: (RE)FCC PART 15 CLASS B Power: AC 120V/60Hz Humidity: 53 %
EUT: Tablet PC
M/N: MH003/MID1023
Mode:8DPSK 2441
Note:

No.	Mk.	Freq.	Reading Level	Correct Factor	Measure-ment	Limit	Over		Antenna Height	Table Degree	
		MHz	dBuV	dB	dBuV/m	dBuV/m	dB	Detector	cm	degree	Comment
1		41.6400	32.12	-15.03	17.09	40.00	-22.91	QP			
2		175.5000	39.73	-17.48	22.25	43.50	-21.25	QP			
3		255.0400	35.49	-13.36	22.13	46.00	-23.87	QP			
4		708.0300	28.02	-3.83	24.19	46.00	-21.81	QP			
5		741.9800	33.44	-3.17	30.27	46.00	-15.73	QP			
6	*	799.2100	40.66	-2.03	38.63	46.00	-7.37	QP			

*:Maximum data x:Over limit !:over margin Operator: KK

File :TUV\Data :#2265 *Page: 1*

Shenzhen EMTEK Co., Ltd.
Bldg.69, Majialong Industry Zone, Nanshan District, Shenzhen, Guangdong, 518052 P.R. China
www.emtek.com.cn Tel:+86-755-2695 4280 Fax:+86-755-2695 4282

EMTEK Access to the World

Radiated Emission Measurement

File :TUV Data :#2266 Date: 2017/04/22 Time:

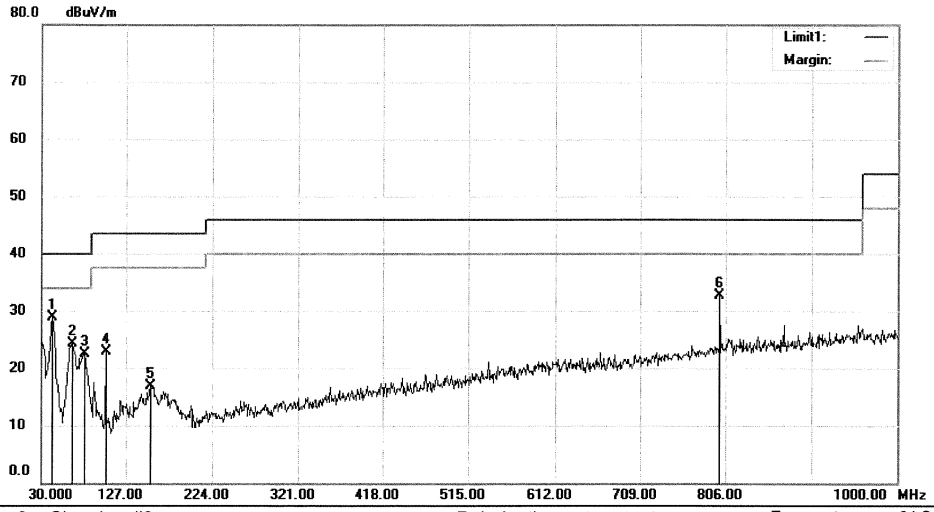

Site 3m Chamber #3 Polarization: ***Vertical*** Temperature: 24 C
Limit: (RE)FCC PART 15 CLASS B Power: AC 120V/60Hz Humidity: 53 %
EUT: Tablet PC
M/N: MH003/MID1023
Mode:8DPSK 2441
Note:

No.	Mk.	Freq.	Reading Level	Correct Factor	Measure-ment	Limit	Over		Antenna Height	Table Degree	
		MHz	dBuV	dB	dBuV/m	dBuV/m	dB	Detector	cm	degree	Comment
1	*	41.6400	43.95	-15.03	28.92	40.00	-11.08	QP			
2		65.8900	42.55	-18.15	24.40	40.00	-15.60	QP			
3		79.4700	42.17	-19.66	22.51	40.00	-17.49	QP			
4		103.7200	38.14	-15.28	22.86	43.50	-20.64	QP			
5		154.1600	35.73	-18.80	16.93	43.50	-26.57	QP			
6		799.2100	34.79	-2.03	32.76	46.00	-13.24	QP			

*:Maximum data x:Over limit !:over margin Operator: KK

File :TUV\Data :#2266 *Page: 1*

Shenzhen EMTEK Co., Ltd.
Bldg.69, Majialong Industry Zone, Nanshan District, Shenzhen, Guangdong, 518052 P.R. China
www.emtek.com.cn Tel:+86-755-2695 4280 Fax:+86-755-2695 4282

EMTEK Access to the World

Radiated Emission Measurement

File :TUV Data :#2263 Date: 2017/04/22 Time:

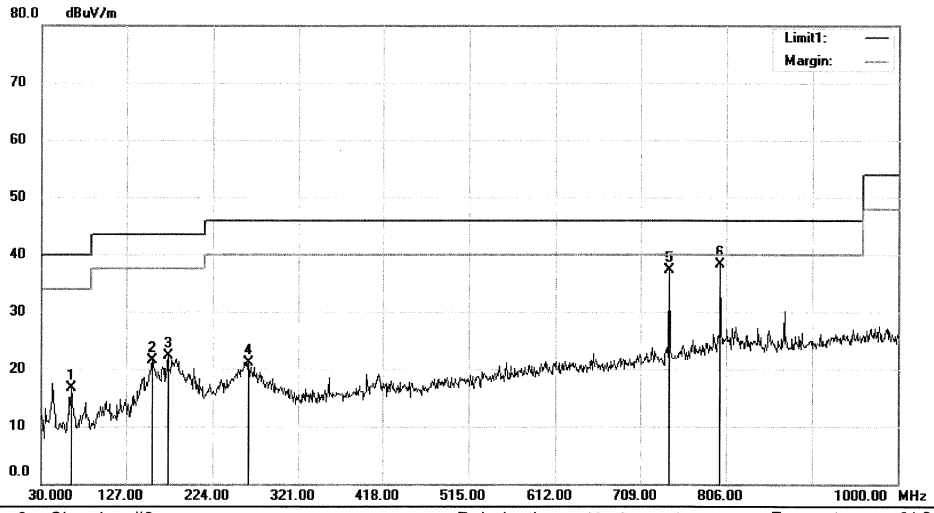

Site 3m Chamber #3 Polarization: ***Horizontal*** Temperature: 24 C
Limit: (RE)FCC PART 15 CLASS B Power: AC 120V/60Hz Humidity: 53 %
EUT: Tablet PC
M/N: MH003/MID1023
Mode:8DPSK 2480
Note:

No.	Mk.	Freq.	Reading Level	Correct Factor	Measure-ment	Limit	Over		Antenna Height	Table Degree	
		MHz	dBuV	dB	dBuV/m	dBuV/m	dB	Detector	cm	degree	Comment
1		63.9500	34.05	-17.33	16.72	40.00	-23.28	QP			
2		156.1000	40.10	-18.65	21.45	43.50	-22.05	QP			
3		173.5600	40.09	-17.76	22.33	43.50	-21.17	QP			
4		264.7400	34.28	-13.10	21.18	46.00	-24.82	QP			
5		741.9800	40.57	-3.17	37.40	46.00	-8.60	QP			
6	*	799.2100	40.41	-2.03	38.38	46.00	-7.62	QP			

*:Maximum data x:Over limit !:over margin Operator: KK

File :TUV\Data :#2263 *Page: 1*

Shenzhen EMTEK Co.,Ltd.
Bldg.69,Majialong Industry Zone,Nanshan District,Shenzhen,Guangdong,518052 P.R. China
www.emtek.com.cn Tel:+86-755-2695 4280 Fax:+86-755-2695 4282

EMTEK Access to the World

Radiated Emission Measurement

File :TUV Data :#2264 Date: 2017/04/22 Time:

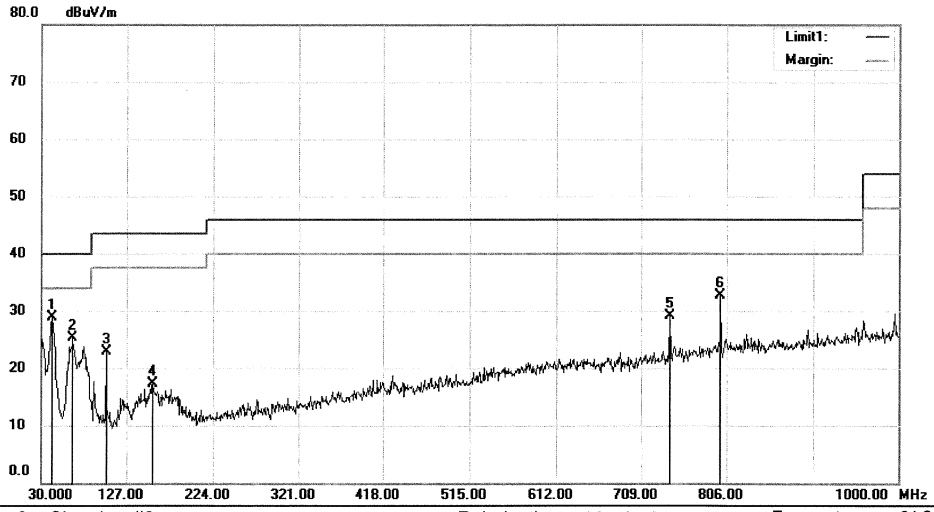

Site 3m Chamber #3 Polarization: ***Vertical*** Temperature: 24 C
Limit: (RE)FCC PART 15 CLASS B Power: AC 120V/60Hz Humidity: 53 %
EUT: Tablet PC
M/N: MH003/MID1023
Mode:8DPSK 2480
Note:

No.	Mk.	Freq.	Reading Level	Correct Factor	Measure-ment	Limit	Over		Antenna Height	Table Degree	
		MHz	dBuV	dB	dBuV/m	dBuV/m	dB	Detector	cm	degree	Comment
1	*	41.6400	43.92	-15.03	28.89	40.00	-11.11	QP			
2		65.8900	43.45	-18.15	25.30	40.00	-14.70	QP			
3		103.7200	38.17	-15.28	22.89	43.50	-20.61	QP			
4		156.1000	35.95	-18.65	17.30	43.50	-26.20	QP			
5		741.9800	32.29	-3.17	29.12	46.00	-16.88	QP			
6		799.2100	34.82	-2.03	32.79	46.00	-13.21	QP			

*:Maximum data x:Over limit !:over margin Operator: KK

Shenzhen EMTEK Co., Ltd.
Bldg.69, Majialong Industry Zone, Nanshan District, Shenzhen, Guangdong, 518052 P.R. China
www.emtek.com.cn Tel:+86-755-2695 4280 Fax:+86-755-2695 4282

EMTEK Access to the World

Radiated Emission Measurement

File :TUV Data :#2269 Date: 2017/04/22 Time:

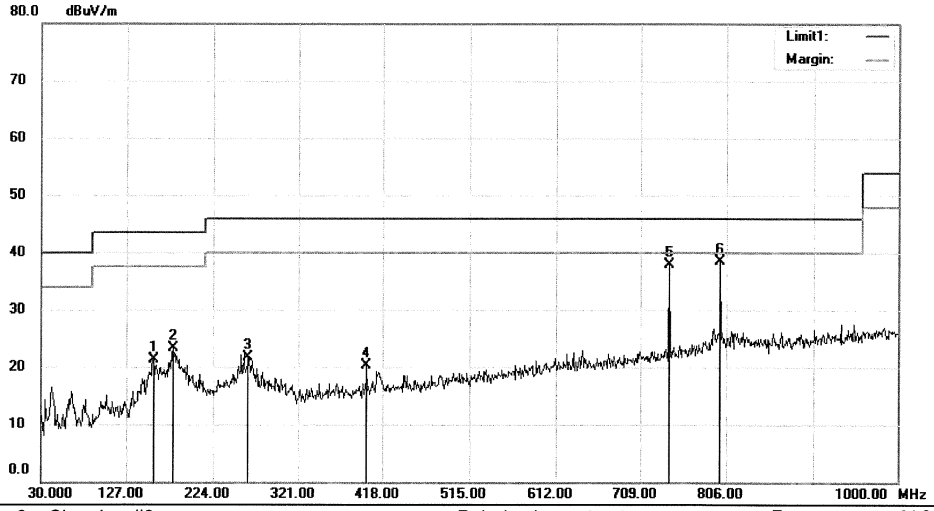

Site 3m Chamber #3 Polarization: ***Horizontal*** Temperature: 24 C
Limit: (RE)FCC PART 15 CLASS B Power: AC 120V/60Hz Humidity: 53 %
EUT: Tablet PC
M/N: MH003/MID1023
Mode:BLE 2402
Note:

No.	Mk.	Freq.	Reading Level	Correct Factor	Measure-ment	Limit	Over		Antenna Height	Table Degree	
		MHz	dBuV	dB	dBuV/m	dBuV/m	dB	Detector	cm	degree	Comment
1		157.0700	39.84	-18.58	21.26	43.50	-22.24	QP			
2		179.3800	40.19	-16.92	23.27	43.50	-20.23	QP			
3		263.7700	34.79	-13.10	21.69	46.00	-24.31	QP			
4		399.5700	29.65	-9.26	20.39	46.00	-25.61	QP			
5		741.9800	41.12	-3.17	37.95	46.00	-8.05	QP			
6	*	799.2100	40.54	-2.03	38.51	46.00	-7.49	QP			

*:Maximum data x:Over limit !:over margin Operator: KK

File :TUV\Data :#2269 *Page: 1*

Shenzhen EMTEK Co., Ltd.
Bldg. 69, Majialong Industry Zone, Nanshan District, Shenzhen, Guangdong, 518052 P.R. China
www.emtek.com.cn Tel:+86-755-2695 4280 Fax:+86-755-2695 4282

EMTEK Access to the World

Radiated Emission Measurement

File :TUV Data :#2270 Date: 2017/04/22 Time:

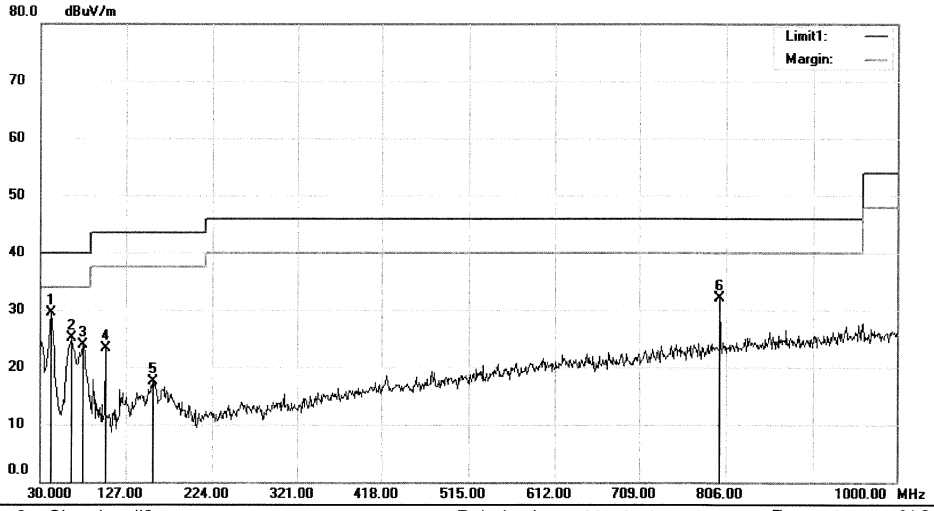

Site 3m Chamber #3 Polarization: ***Vertical*** Temperature: 24 C
Limit: (RE)FCC PART 15 CLASS B Power: AC 120V/60Hz Humidity: 53 %
EUT: Tablet PC
M/N: MH003/MID1023
Mode:BLE 2402
Note:

No.	Mk.	Freq.	Reading Level	Correct Factor	Measure-ment	Limit	Over		Antenna Height	Table Degree	
		MHz	dBuV	dB	dBuV/m	dBuV/m	dB	Detector	cm	degree	Comment
1	*	42.6100	44.48	-14.94	29.54	40.00	-10.46	QP			
2		65.8900	43.20	-18.15	25.05	40.00	-14.95	QP			
3		78.5000	43.78	-19.87	23.91	40.00	-16.09	QP			
4		103.7200	38.53	-15.28	23.25	43.50	-20.25	QP			
5		157.0700	36.08	-18.58	17.50	43.50	-26.00	QP			
6		799.2100	34.06	-2.03	32.03	46.00	-13.97	QP			

*:Maximum data x:Over limit !:over margin Operator: KK

Shenzhen EMTEK Co., Ltd.
Bldg. 69, Majialong Industry Zone, Nanshan District, Shenzhen, Guangdong, 518052 P. R. China
www.emtek.com.cn Tel:+86-755-2695 4280 Fax:+86-755-2695 4282

EMTEK Access to the World

Radiated Emission Measurement

File :TUV Data :#2272 Date: 2017/04/22 Time:

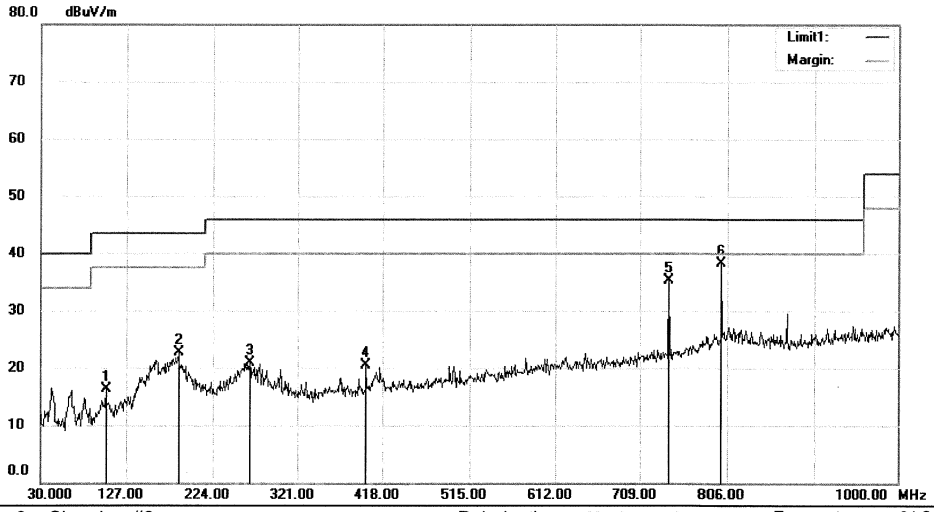

Site 3m Chamber #3 Polarization: ***Horizontal*** Temperature: 24 C
Limit: (RE)FCC PART 15 CLASS B Power: AC 120V/60Hz Humidity: 53 %
EUT: Tablet PC
M/N: MH003/MID1023
Mode:BLE 2440
Note:

No.	Mk.	Freq.	Reading Level	Correct Factor	Measure-ment	Limit	Over		Antenna Height	Table Degree	
		MHz	dBuV	dB	dBuV/m	dBuV/m	dB	Detector	cm	degree	Comment
1		103.7200	31.67	-15.28	16.39	43.50	-27.11	QP			
2		185.2000	39.60	-16.84	22.76	43.50	-20.74	QP			
3		265.7100	33.95	-13.10	20.85	46.00	-25.15	QP			
4		399.5700	29.83	-9.26	20.57	46.00	-25.43	QP			
5		741.9800	38.50	-3.17	35.33	46.00	-10.67	QP			
6	*	799.2100	40.38	-2.03	38.35	46.00	-7.65	QP			

*:Maximum data x:Over limit !:over margin Operator: KK

Shenzhen EMTEK Co., Ltd.
Bldg.69, Majialong Industry Zone, Nanshan District, Shenzhen, Guangdong, 518052 P.R. China
www.emtek.com.cn Tel:+86-755-2695 4280 Fax:+86-755-2695 4282

EMTEK Access to the World

Radiated Emission Measurement

File :TUV Data :#2271 Date: 2017/04/22 Time:

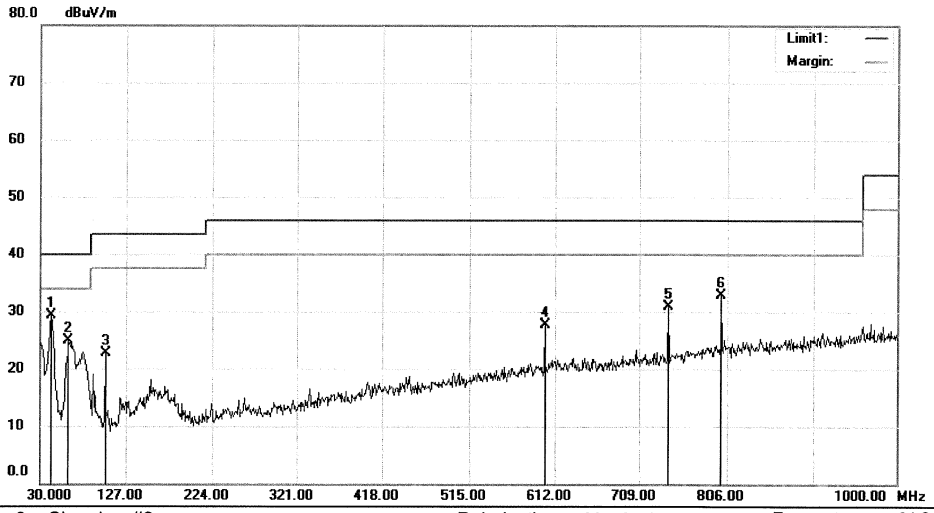

Site 3m Chamber #3 Polarization: ***Vertical*** Temperature: 24 C
Limit: (RE)FCC PART 15 CLASS B Power: AC 120V/60Hz Humidity: 53 %
EUT: Tablet PC
M/N: MH003/MID1023
Mode:BLE 2440
Note:

No.	Mk.	Freq.	Reading Level	Correct Factor	Measure-ment	Limit	Over		Antenna Height	Table Degree	
		MHz	dBuV	dB	dBuV/m	dBuV/m	dB	Detector	cm	degree	Comment
1	*	41.6400	44.33	-15.03	29.30	40.00	-10.70	peak			
2		62.0100	41.42	-16.53	24.89	40.00	-15.11	peak			
3		103.7200	38.08	-15.28	22.80	43.50	-20.70	peak			
4		600.3600	32.69	-5.05	27.64	46.00	-18.36	peak			
5		741.9800	34.02	-3.17	30.85	46.00	-15.15	peak			
6		799.2100	34.94	-2.03	32.91	46.00	-13.09	peak			

*:Maximum data x:Over limit !:over margin Operator: KK

File :TUV\Data :#2271 *Page: 1*

Shenzhen EMTEK Co., Ltd.
Bldg.69, Majialong Industry Zone, Nanshan District, Shenzhen, Guangdong, 518052 P.R. China
www.emtek.com.cn Tel:+86-755-2695 4280 Fax:+86-755-2695 4282

EMTEK Access to the World

Radiated Emission Measurement

File :TUV Data :#2274 Date: 2017/04/22 Time:

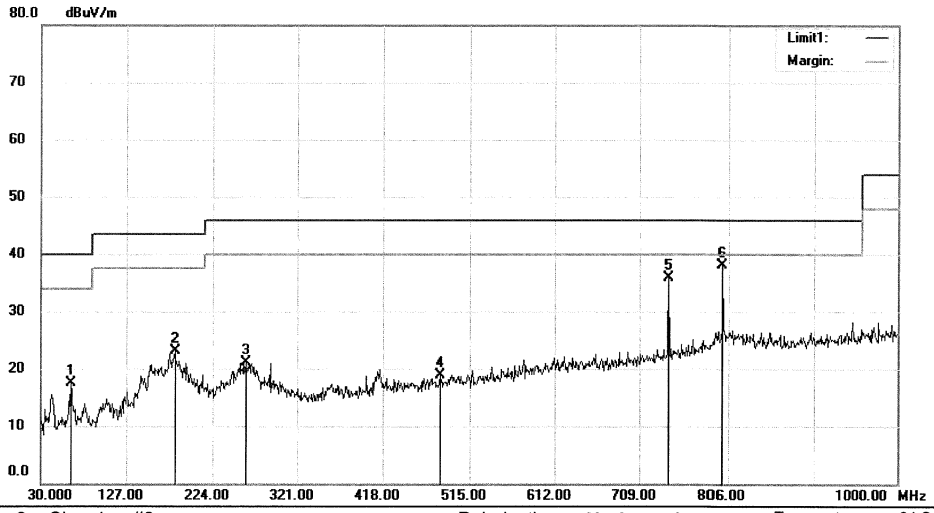

Site 3m Chamber #3 Polarization: ***Horizontal*** Temperature: 24 C
Limit: (RE)FCC PART 15 CLASS B Power: AC 120V/60Hz Humidity: 53 %
EUT: Tablet PC
M/N: MH003/MID1023
Mode:BLE 2480
Note:

No.	Mk.	Freq.	Reading Level	Correct Factor	Measure-ment	Limit	Over		Antenna Height	Table Degree	
		MHz	dBuV	dB	dBuV/m	dBuV/m	dB	Detector	cm	degree	Comment
1		63.9500	34.77	-17.33	17.44	40.00	-22.56	QP			
2		181.3200	39.91	-16.83	23.08	43.50	-20.42	QP			
3		261.8300	34.17	-13.11	21.06	46.00	-24.94	QP			
4		482.0200	26.70	-7.73	18.97	46.00	-27.03	QP			
5		741.9800	39.02	-3.17	35.85	46.00	-10.15	QP			
6	*	799.2100	40.16	-2.03	38.13	46.00	-7.87	QP			

*:Maximum data x:Over limit !:over margin Operator: KK

File :TUV\Data :#2274 *Page: 1*

Shenzhen EMTEK Co., Ltd.
Bldg. 69, Majialong Industry Zone, Nanshan District, Shenzhen, Guangdong, 518052 P.R. China
www.emtek.com.cn Tel:+86-755-2695 4280 Fax:+86-755-2695 4282

EMTEK Access to the World

Radiated Emission Measurement

File :TUV Data :#2273 Date: 2017/04/22 Time:

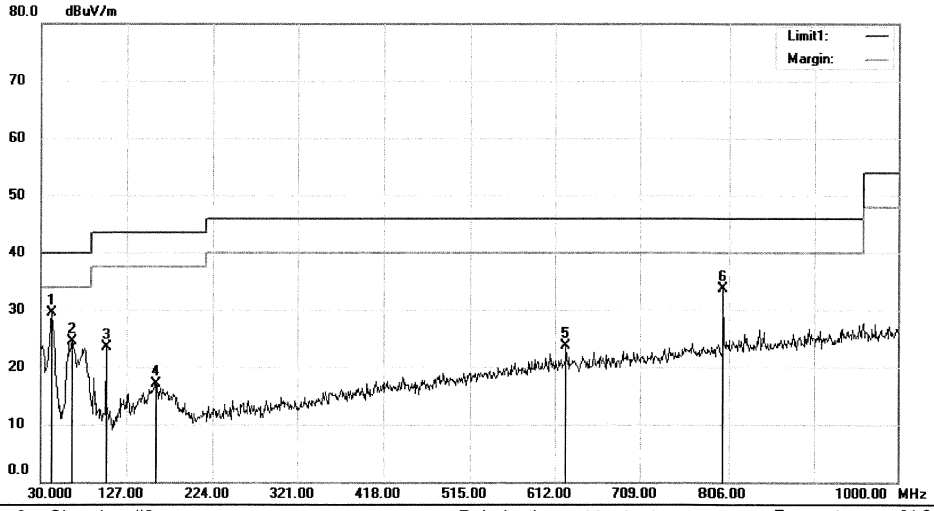

Site 3m Chamber #3 Polarization: ***Vertical*** Temperature: 24 C
Limit: (RE)FCC PART 15 CLASS B Power: AC 120V/60Hz Humidity: 53 %
EUT: Tablet PC
M/N: MH003/MID1023
Mode:BLE 2480
Note:

No.	Mk.	Freq.	Reading Level	Correct Factor	Measure-ment	Limit	Over		Antenna Height	Table Degree	
		MHz	dBuV	dB	dBuV/m	dBuV/m	dB	Detector	cm	degree	Comment
1	*	41.6400	44.47	-15.03	29.44	40.00	-10.56	QP			
2		64.9200	42.29	-17.74	24.55	40.00	-15.45	QP			
3		103.7200	38.74	-15.28	23.46	43.50	-20.04	QP			
4		159.9800	35.49	-18.35	17.14	43.50	-26.36	QP			
5		624.6100	28.44	-4.79	23.65	46.00	-22.35	QP			
6		799.2100	35.66	-2.03	33.63	46.00	-12.37	QP			

*:Maximum data x:Over limit !:over margin Operator: KK

Shenzhen EMTEK Co., Ltd.
Bldg. 69, Majialong Industry Zone, Nanshan District, Shenzhen, Guangdong. 518052 P.R. China
www.emtek.com.cn Tel:+86-755-2695 4280 Fax:+86-755-2695 4282
EMTEK Access to the World

Radiated Emission Measurement

File :TUV Data :#2579 Date: 2017/04/20 Time:

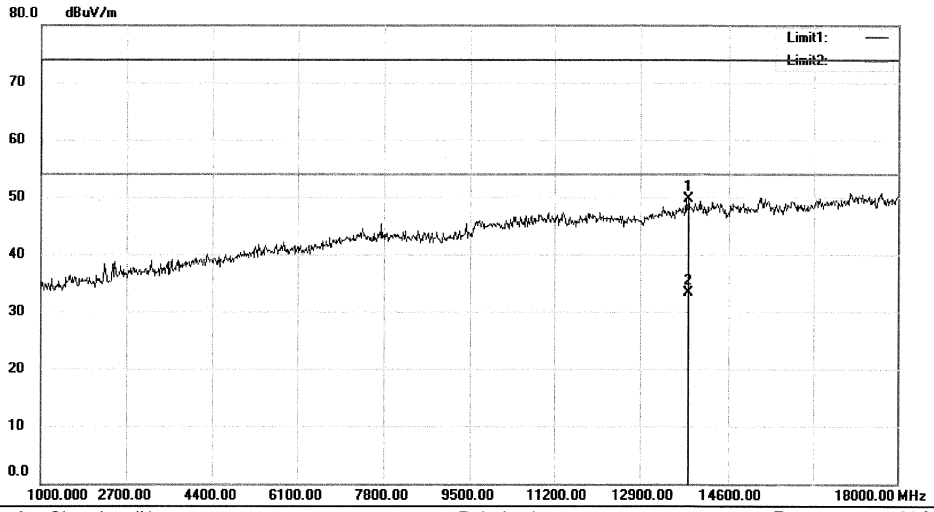

Site 3m Chamber #1 Polarization: ***Horizontal*** Temperature: 24 C
Limit: (RE)FCC PART 15C Power: AC 120V/60Hz Humidity: 53 %
EUT: Tablet PC
M/N: MHK003/MID1023
Mode:GFSK 2402
Note:

No.	Mk.	Freq.	Reading Level	Correct Factor	Measure-ment	Limit	Over		Antenna Height	Table Degree	
		MHz	dBuV	dB	dBuV/m	dBuV/m	dB	Detector	cm	degree	Comment
1		13835.00	55.71	-6.09	49.62	74.00	-24.38	peak		0	
2	*	13835.00	39.35	-6.09	33.26	54.00	-20.74	AVG		0	

*:Maximum data x:Over limit !:over margin Operator: KK

Shenzhen EMTEK Co., Ltd.
Bldg. 69, Majialong Industry Zone, Nanshan District, Shenzhen, Guangdong. 518052 P.R. China
www.emtek.com.cn Tel:+86-755-2695 4280 Fax:+86-755-2695 4282
EMTEK Access to the World

Radiated Emission Measurement

File :TUV Data :#2580 Date: 2017/04/20 Time:

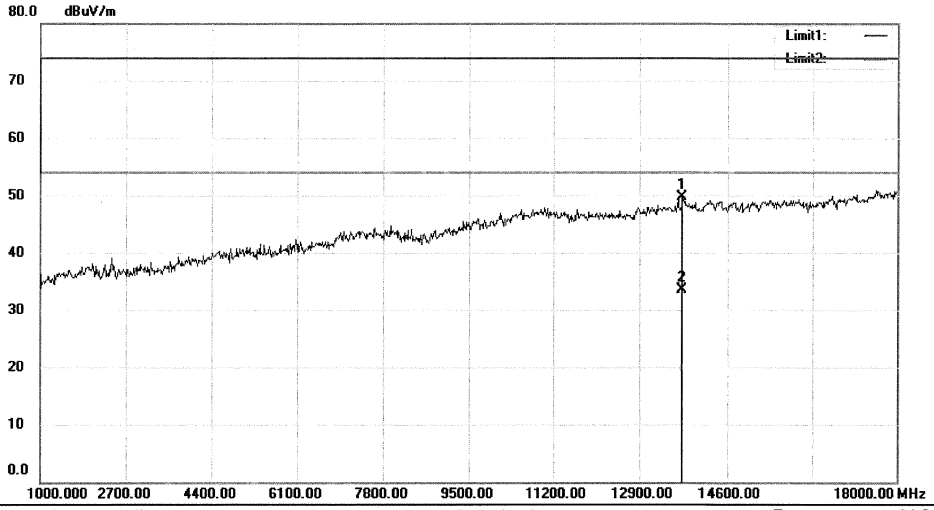

Site 3m Chamber #1 Polarization: ***Vertical*** Temperature: 24 C
Limit: (RE)FCC PART 15C Power: AC 120V/60Hz Humidity: 53 %
EUT: Tablet PC
M/N: MHK003/MID1023
Mode: GFSK 2402
Note:

No.	Mk.	Freq.	Reading Level	Correct Factor	Measure-ment	Limit	Over		Antenna Height	Table Degree	
		MHz	dBuV	dB	dBuV/m	dBuV/m	dB	Detector	cm	degree	Comment
1		13733.00	56.25	-6.57	49.68	74.00	-24.32	peak		0	
2	*	13733.00	39.99	-6.57	33.42	54.00	-20.58	AVG		0	

*:Maximum data x:Over limit !:over margin Operator: KK

Shenzhen EMTEK Co., Ltd.
Bldg. 69, Majialong Industry Zone, Nanshan District, Shenzhen, Guangdong. 518052 P.R. China
www.emtek.com.cn Tel:+86-755-2695 4280 Fax:+86-755-2695 4282

EMTEK Access to the World

Radiated Emission Measurement

File :TUV Data :#2581 Date: 2017/04/20 Time:

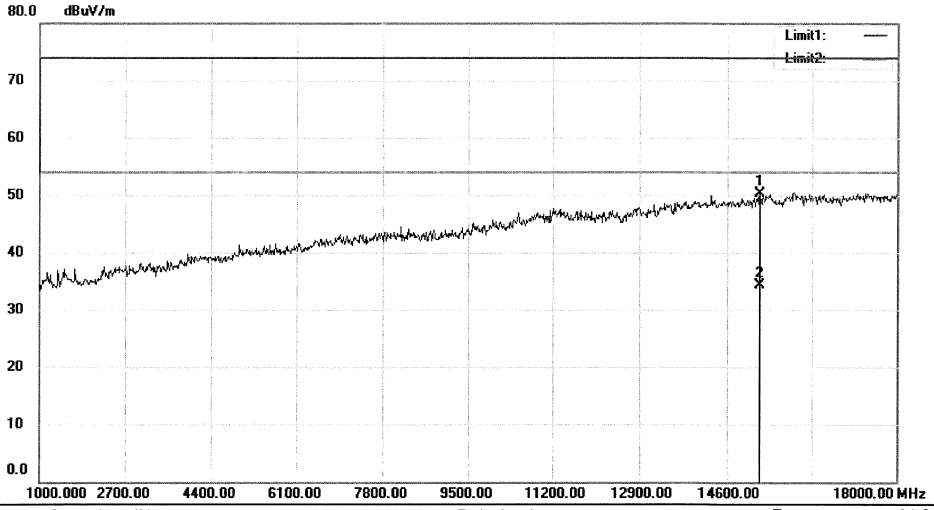

Site 3m Chamber #1 Polarization: ***Horizontal*** Temperature: 24 C
Limit: (RE)FCC PART 15C Power: AC 120V/60Hz Humidity: 53 %
EUT: Tablet PC
M/N: MHK003/MID1023
Mode:GFSK 2441
Note:

No.	Mk.	Freq.	Reading Level	Correct Factor	Measure-ment	Limit	Over		Antenna Height	Table Degree	
		MHz	dBuV	dB	dBuV/m	dBuV/m	dB	Detector	cm	degree	Comment
1		15246.00	57.46	-7.07	50.39	74.00	-23.61	peak		0	
2	*	15246.00	41.30	-7.07	34.23	54.00	-19.77	AVG		0	

*:Maximum data x:Over limit !:over margin Operator: KK